

Demystifying NFT Promotion and Phishing Scams

Sayak Saha Roy, Dipanjan Das, Priyanka Bose, Christopher Kruegel, Giovanni Vigna, Shirin Nilizadeh

The University of Texas at Arlington, Texas, USA
sayak.saharoy@mavs.uta.edu
shirin.nilizadeh@uta.edu

University of California, Santa Barbara, California, USA
{dipanjan,priyanka,chris,vigna}@cs.ucsb.edu

Abstract

The popularity and hype around purchasing digital assets such as art, video, and music in the form of Non-fungible tokens (NFTs) has rapidly made them a lucrative investment opportunity, with NFT-based sales surpassing \$25B in 2021 alone. However, the volatility and scarcity of NFTs, combined with the general lack of familiarity with the technical aspects of this ecosystem, encourage the spread of several scams. The success of an NFT is majorly impacted by its online *virality*. There have been sparse reports about scammers emulating this *virality* by either promoting their fraudulent NFT projects on social media or imitating other popular NFT projects. This paper presents a longitudinal analysis of 439 unique Twitter accounts that consistently promote fraudulent NFT collections through giveaway competitions and 1,028 NFT phishing attacks.

Our findings indicate that most accounts interacting with these promotions are bots, which can rapidly increase the popularity of the fraudulent NFT collections by inflating their likes, followers, and retweet counts. This leads to significant engagement from real users, who then proceed to invest in the scams. On the other hand, we identify two novel attack vectors which are utilized by NFT phishing scams to steal funds and digital assets from the victim’s wallet. We also identify several gaps in the prevalent anti-phishing ecosystem by evaluating the performance of popular anti-phishing blocklists and security tools against NFT phishing attacks. We utilize our findings to develop a machine learning classifier that can automatically detect NFT phishing scams at scale.

1 Introduction

Non-fungible tokens (NFTs) are digital assets such as art, videos, music, etc., which can be tracked using a unique identifier stored on a blockchain. Blockchains are decentralized ledgers that keep a comprehensive record of how these assets are traded. NFTs can only be purchased or exchanged using a specific cryptocurrency, such as Ethereum, Wrapped Ether (WETH), etc. The decentralized nature of this system provides the convenience and transparency of owning and transferring digital assets. This, combined with

an assumption of increased protection against theft and unlawful distribution compared to other digital goods on the Internet (Forbes 2022), has led to NFTs gaining widespread popularity in recent years, hitting sales of 25 billion dollars in 2021 alone (Reuters 2021). Similar to other digital goods, NFTs can be purchased on dedicated marketplaces such as OpenSea (Opensea 2022a) and Rarible (Rarible 2022), though they are also sold independently by the creator on their website. Factors that heavily impact the popularity of a specific NFT project include endorsements from celebrity figures (Nadini et al. 2021), digital representation of popular culture (Thompson 2021), utility—such as giving access to exclusive events or games (Decentraland 2022) and novelty (Pinto-Gutiérrez et al. 2022).

However, the hype around NFTs has attracted scammers (Atzori and Ozsoy 2022) who seek to take advantage of unsuspecting investors. Some of the common scams in this ecosystem include NFTs that claim to be created by famous artists when they are actually a copy, forgery, or phishing scam (Kshetri 2022). In other cases, NFT projects also claim to be “rare” or “limited edition” promising huge monetary returns in the future, with the creator abandoning the project entirely and disappearing with the profit from initial sales (BeInCrypto 2021), a strategy also termed as *rug pull* (Das et al. 2021)). To ensure these scams reach a large audience, there have been recent reports of attackers hiring social media influencers or online “shills” to promote their NFTs (Decrypt 2021). These tactics can create an illusion of value, demand, and *hype* for the fraudulent NFT, leading to financial losses for those who invest in these assets. Some reports claim that more than \$100M was lost due to NFT scams in 2021 (Dailycoin 2022).

While prior research in this domain has closely studied NFT forgery and rug pull scams (Das et al. 2021), to the best of our knowledge, there currently exists no literature which measures the negative impact of: (i) artificially promoting fraudulent NFT projects, and (ii) spread of NFT based phishing scams which imitate legitimate popular collections. Thus our paper is dedicated to characterizing these scams by: (i) Presenting a longitudinal evaluation of 439 Twitter accounts primarily focused on promoting NFT collections through incentive-driven *giveaway* compe-

titions. Over the period of two months, we closely evaluated 823 unique NFT collections, which were promoted through 2,831 unique tweets, and identified how these promotions could make users highly susceptible to NFT-based scams and (ii) Investigating 1K NFT scams to identify the response of the prevalent anti-phishing ecosystem against these attacks and propose suitable countermeasures.

The primary goal of our work is to raise user awareness against the carefully crafted attack vectors of these scams, which will help navigate the already cluttered and confusing environment of NFT trading, especially for individuals new to this ecosystem. Also, our findings, especially in the case of NFT-based phishing attacks, pave the way for developing a proactive framework to prevent end-users from being exposed to these attacks. We make the following contributions through this work: **(i) Identifying scams that are promoted:** We characterize the unique features of NFT scams that are promoted over Twitter as well as NFT phishing scams, **(ii) Measuring promotion-driven engagement:** We identify how giveaways promoting fraudulent NFT projects make them more *visible* by driving engagement to their accounts through follows, likes, and retweets. We also determine the role of bots who often participate in these giveaways. **(iii) Measuring financial impact:** We track the amount of cryptocurrency stolen by attackers through promoted NFT scams and phishing attacks. **(iv) Evaluating existing defenses:** We evaluate the effectiveness of four popular anti-phishing blocklists, several anti-phishing tools as well as the domain provider against stopping NFT-based phishing threats. **(v) Implementing a detection framework:** Based on our evaluation, we develop an ML-based tool to automatically detect NFT phishing attacks in the wild.

2 Background

NFT blockchains: The specifics of all NFT transactions are stored on a *blockchain*. Blockchains (IBM 2021) are digital ledgers which are decentralized in nature, with a large network of computing systems consistently validating and adding new records, making them highly resistant to malicious modification and fraud. Popular blockchains used for creating and trading NFTs include Ethereum (Foundation 2022), Binance Smart Chain (Chain 2022) etc. **NFT collections:** NFT creators group multiple assets under a project or *collection* based on a particular theme, with each collection having a unique *contract address* which is used to perform transactions (such as buying and selling) all NFTs in that particular collection and tracking the transaction records, ownership, etc., on the blockchain. Since multiple NFTs in the same collection have the same *contract address*, each NFT is also assigned a *token address*, a unique identifier that can be used to get granular information about that particular asset only.

Creators assign a unique token address to each digital asset in an NFT project and store it on the blockchain, a process also known as *minting*. Minting an NFT on most blockchains incurs a *gas fee* which is charged to the creator. Afterward, creators list the NFT available for sale on an

online marketplace, such as OpenSea (Opensea 2022a), or even on their own website. After the NFT is purchased, it is transferred to the buyer’s address and the transaction is recorded on the blockchain. To avoid paying gas fees, creators also allow customers to mint the NFT tokens themselves and obtain ownership immediately. Creators also allow minting NFTs for free to drive initial interest to their collection.

Social media promotions: In addition to target advertisement on social media (Knoll 2016), organizations and brands also avail the help of popular social media individuals (such as influencers) to promote their content in exchange for some financial benefit. Such promotions often involve *sweepstakes*. Sweepstakes are competitions where the users have to do certain activities (such as following the promoted organization and liking and sharing their posts) to participate, after which a winner is drawn at random.

Most social media platforms, such as Twitter have policies to regulate such promotions, requiring the promoter to disclose any compensation for tweeting about a product or service, and prohibiting the use of misleading or deceptive tactics to promote products or services (Twitter 2022a). Since the NFT ecosystem is highly volatile and the success of an NFT collection depends on its popularity/virality, creators often turn to these promotions to drive engagement to their projects.

Phishing scams: Phishing websites imitate legitimate organizations to trick users into sharing their sensitive information, which is then utilized by the attacker to commit monetary theft and/or compromise the victim’s identity (eLearning 2022). Over the years, these attacks have primarily targeted banks and payment platforms (McAfee 2021), as well as social media networks (TechRepublic 2021) causing widespread damages to both personal and commercial resources alike (cis 2021). The longevity and impact of phishing attacks have encouraged research on both characterizing these attacks (Alabdan 2020), as well as evaluating the performance of countermeasures, such as automated detection tools (Tang and Mahmoud 2021), and anti-phishing blocklists (Oest et al. 2020). In this work we look at a new family of phishing attacks which target popular NFT collections.

3 Characterizing NFT promotions

Firstly, we establish the anatomy of NFT promotion tweets, focusing on how they are used to incentivize participants to increase the engagement and popularity of the promoted NFT collection. We then discuss the methodology for the longitudinal analysis of these promotion tweets as well as the promoted NFT collections in through which we answer the following research questions: **RQ1.** What is the prevalence and characteristics of NFT based scams that are promoted on Twitter? **RQ2.** How does artificial engagement toward an NFT collection increases its visibility and drive organic engagement? **RQ3.** What is the volume of money that transferred to fraudulent NFT collections which are promoted on Twitter?



Figure 1: A sweepstake competition hosted by a promoter account where users can participate by retweeting and following an NFT collection.

3.1 Anatomy of promotion tweets

For brevity, we henceforth address the account which shares the promotion tweets as *promoter* or *NFT promoter*, the account of the NFT collection which is being promoted as *promotee*, and users who interact with the promotion tweet as *participants*. The tweets shared by *promoters* are essentially sweepstake competitions, where the participants have a chance to win money if they follow the account (belonging to *promotee*) and retweet the promotion tweet within a stipulated period of time (ranging from a few hours to a couple of days). Incentivizing *participants* to follow the *promotee* artificially increases the followers of the *promotee*, whereas retweeting the promotion tweet further drives traffic to it and might cascade into the followers of the *participants* also participating into the giveaway. After the conclusion of the giveaway, the *promoter* randomly chooses one of the *participants* as the winner. Figure 1 shows an example of an NFT promotion tweet on Twitter. We hypothesize that the artificial inflation of engagement for the NFT collections might paint a false picture that the collection is very popular, which would lure novice investors/buyers into investing.

3.2 Data collection and method

Collecting promotion tweets: To identify users who share NFT *promotion* tweets, we used the Twitter API (Twitter 2023) to find accounts with the term `'NFT promoter'` as part of their profile description. Through a manual analysis of 100 such promoters, we found that accounts with more than 40k followers strike a good balance between having a large number of followers and also sharing promotion tweets daily. Thus we set it as a threshold for filtering the accounts for our analysis, collecting 439 such unique accounts, which shared 21.6k *promotion* tweets from June 15 to August 20, 2022. To collect the promotion tweets, we implemented a regular expression that matched the format of tweets as shown in Figure 1.

Identifying NFT promotions: Promotion accounts promote several entities outside of NFT collections alone, such as business organizations, services, celebrities, etc. Therefore, we manually evaluated if the account being promoted was actually an NFT collection. Our final dataset consists of 2,831 tweets shared by 439 promoters which promoted 823 unique NFT collections.

Identifying fraudulent NFT collections: While artificial inflation of followers for a less popular (but legitimate)

NFT collection might encourage buyers to invest in a low-yield NFT asset, promoting NFT collections that are actually scams might lead users into fraudulent transactions and give away their sensitive information. To identify such fraudulent collections for evaluating **RQ1**, we first manually investigate each unique NFT collection account, focusing heavily on those which had become inactive i.e were removed or had been suspended through the course of our analysis using the Twitter API. Prior literature has established that Twitter accounts are usually removed by individuals to conceal malicious activity (Volkova and Bell 2016). If such malicious activity, however, is caught beforehand, Twitter suspends the account (Twitter 2022). We look for two characteristics for labelling an NFT collection as fraudulent: i) Accounts which imitated a popular NFT collection and shared a fake NFT minting phishing link with the sole goal of stealing their cryptocurrency wallet credentials, and ii) Accounts which had completed their minting period, but had removed or abandoned their website and/or NFT marketplace page, indicating a *rugpull*.

Tracking engagement: Followers, retweets and replies to tweets are associated with online visibility and relevancy of a user (Nilizadeh et al. 2016). Users often consider content from such popular accounts to be reliable and trustworthy (Morales et al. 2014), which, in turn, makes them even more popular. Usually, these metrics increase organically when the user consistently shares content of substantial interest or value for a wide network of users. However, in this case, owners of new NFT collections utilize these promotions to *artificially* increase their online visibility to drive interest, which can, in turn can entice users into purchasing the NFT(s). In the case of fraudulent NFT collections, this can lead to the user being scammed. Thus, to answer **RQ2**, we find the extent to which these promotion tweets increase the engagement of NFT collections, especially those which were fraudulent, and drive organic engagement. Firstly, we track the followers gained by NFT collections through promotion, and compare this gain between legitimate and fraudulent collections. Now, bot accounts have been known to play a major role in influencing the narrative of content in social media by engaging heavily with accounts concerned with various political propaganda or misinformation (Wang et al. 2020). Thus to accurately identify the impact of promotion in increasing engagement from real users, we investigate the prevalence of bots in engaging with both the promotion and the promoted NFT collections. Specifically, we compare the contribution of bots versus real users in: i) Retweeting the promotion tweet ii) Following the promoted NFT collection *during* and *after* the promotion period, and iii) Interacting with tweets (i.e. likes and replies) posted by the promoted NFT collection *after* promotion. To identify bots, we used Botometer (Botometer 2022), an automated tool that assigns a score to a Twitter account based on its likelihood of being a bot by evaluating its account characteristics and interactions with other users.

Tracking sales of promoted collection: After establishing the impact of promotion towards driving interest and engagement to fraudulent NFT collections, we investigate **RQ3**

to determine the volume of monetary transactions made to these scams. To do so, we collect the contract addresses for each identified NFT collection, and use Etherscan (Etherscan 2023) and BscScan (BSCScan 2023), which are open-source blockchain explorers, to analyze transactions made to the cryptocurrency wallets of the attackers.

4 Quantifying NFT promotions

4.1 Characterizing promoted NFT Scams

We dedicate this section to answer **RQ1** by characterizing the fraudulent NFT collections promoted on Twitter.

Removed and suspended accounts: More than 18.1% (n=149) of the promoted NFT collection accounts were removed, whereas 8.9% (n=74) accounts were suspended by Twitter. The median time of removal and suspension of these accounts was 231 days and 157 days respectively. As we will see in the next section, the majority of these accounts comprised of NFT scams, and this is a substantial amount of time for malicious actors to carry out the attack, especially considering that most online scams last for less than a week (Atkins, Huang et al. 2013; Jakobsson 2016).

Phishing scams and rugpulls: We found 61.1% (n=91) of the collections whose Twitter account was removed, and 48 64.7% (n=48) of collections whose accounts which were suspended were imitating a legitimate NFT collection, and sharing phishing links to steal the victim’s cryptocurrency wallet credentials. Also, 29 NFT collections sharing phishing links were still active during the duration of the study. We study the general characteristics of these URLs more closely during our analysis of NFT-based phishing attacks in Section 5. On the other hand, 34.8% (n=52) of the removed collection Twitter accounts, and 16 (21.6%) of the suspended collections Twitter accounts, after having completed their minting phase (i.e., when users can purchase the NFT tokens in exchange for cryptocurrency funds), had abandoned the project, indicating a rug-pull.

Abandoned pre-mints: We also found 14.4% of the NFT collections (n=119) that never went to the minting phase. Developers usually announce their minting date months in advance, and we consider these collections to be *abandoned iff* it was already past their minting date, and the developer had not posted a new tweet in two months. While these collections appear to be benign, we found 40 collections that had set up a pre-mint website where they ask users to connect their cryptocurrency with *full transaction* rights such that they can obtain *Whitelist* spots which give users priority access to the NFTs when it begins minting (which never materializes). While not malicious at first glance, asking for full transaction rights to the user’s cryptocurrency wallet is a feature characteristic of NFT phishing, which we will explore later on in Section 5.

4.2 Increase in followers during promotion

In the previous section, we identified phishing scams and rugpulls which are prevalent through the promoted NFT collections. Here we address the first part of **RQ2** by identifying the increase of followers of these fraudulent collections

Status	Min	Max	Mean	Median
Active	2	37,087	4,195.98	2,601
Removed	2	324,091	5,412.85	2,159
Suspended	2	55,522	3,203.59	1,265

Table 1: Descriptive statistics of followers gained by NFT collections due to promotion

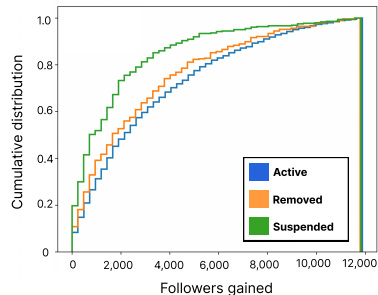


Figure 2: Cumulative distribution of followers gained by Active, Removed and Suspended NFT accounts that were promoted.

due to promotion tweets. Considering that the vast majority (92.8%) of accounts which were removed or suspended turned out to be fraudulent, we compare the increase in followers for these accounts versus those which were active throughout our study. We find that NFT collections promoted through Twitter gain a substantial number of followers over their promotion period, as indicated by their descriptive statistics illustrated in Table 1. By constructing a cumulative distribution function of followers gained by each promoted NFT collection, as illustrated in Figure 2, we found that the followers gained by *removed* accounts was very similar to those which were active, while accounts which were suspended also had a significant rise in followers. This suggests that removed and suspended accounts (which hosted NFT scams) were just as likely to gain a large number of followers as their legitimate counterparts through promotion. This is problematic as it can encourage attackers to use these (promotion) services.

4.3 Bot participation and organic engagement

Moving onto the next part of **RQ2**, we determine how bots influence engagement towards fraudulent NFT collections which were promoted. Since the participants are asked to retweet the promotion tweets, we randomly selected 100 users who had retweeted each promotion tweet, collecting the impressions of 283,409 total users in the process. For our study, we used the Botometer scoring threshold(t) of 0.43, which is in line with several prior work relevant to this domain. (Center 2022; Shao et al. 2018; Luceri et al. 2019) However, the optimum threshold has been up a subject of much debate (Rauchfleisch and Kaiser 2020; Yang, Ferrara, and Menczer 2022). Thus, we provide a histogram for bots across different scoring thresholds for each of our experiments in Figure 3. While the number of bots decreases with the increase of t , we notice a similar pattern of disparity between bot and organic user engagement across all thresh-

olds, and thus interpret our analysis using $t=0.43$ henceforth. We found more than 61% of users ($n=173,446$) users who had retweeted the promotion tweet exhibited bot-like activity. The distribution of bots across other score thresholds is illustrated in Figure 3a.

To check if bots also started following the promoted accounts, we randomly picked 100 new followers both *during* the promotion period ($n=82,139$), and a week *after* the promotion ended ($n=74,018$). For NFT collections that were promoted multiple times, the last *promotion* period was considered for this analysis. We found more than 48.2% of the new followers *during* the promotion were perceived as bots, whereas the statistic was much lower at 21.7% post-promotion. To also investigate this issue on a per-user basis, we conducted a Wilcoxon Rank Sum Test (Wilcoxon 2022) and found that *promotees* were more likely to gain followers which were bots *during* the promotion period than *after* ($p<0.01$) than afterwards. The distribution of bots for this experiment across other score thresholds is illustrated in Figure 3b. Next, to identify if real users were interacting with the NFT collection after promotion, we consider (at most), the first five tweets shared by the *promotee* after at the end of the promotion, and randomly select 100 users who had liked each tweet and also a maximum of 10 replies. By evaluating 3,897 such tweets from which we evaluated 26,182 likes and 17,039 comments and found 64.9% of all likes came from real accounts, with the remaining ones being bots, whereas 72.1% of all replies came from real accounts, with the rest being bots. We also note the distribution of bots for this experiment across other score thresholds in Figure 3c. While most of this engagement is organic, we assume that the engagement from bot accounts might be due to these collections also promoting their (fraudulent) NFT links (Jeong 2022), which is outside the purview of our current study, but can be pursued in the future. To summarize, we observed that bots majorly participate in these promotions by increasing the follower count of the fraudulent NFT collection and also retweeting their tweets during the promotion period. This leads to real users following and engaging with the *promoted* fraudulent NFT collection later on, which eventually leads to them transferring money to these scams, which we discuss in Section 4.5.

4.4 Suspensions and modifications of promoters

We found 46.2% of the NFT promotion accounts ($n=203$) had been suspended throughout the course of our analysis. These accounts collectively promoted nearly 54% ($n=129$) of all fraudulent NFT collections in our dataset, and the age of these accounts was significantly lower ($Age_{median}=191$ days) compared to the age of the accounts which were not suspended ($Age_{median}=478$ days, $p<0.05^*$). We also found 12.1% ($n=53$) of the accounts which were not suspended had deleted at least half of their tweets since the start of their analysis. This behavior was also seen in 9.4% ($n=83$) of promoted NFT collections. Since these accounts could have also modified their account information, we did not have the necessary data (i.e., minting website/contract address) to verify if they were fraudulent, and thus conservatively marked them as *legitimate* for our analysis. For both pro-

moter and promotee accounts who had removed their previous tweets, we assume that they hide their previous activities to evade detection by Twitter’s anti-spam measure (Twitter 2022b), and retain the large number of followers they already have to promote/host another scam later on.

4.5 Financial impact

Tracking lifetime sales: In this section, we answer **RQ4** by evaluating the financial impact of users interacting with fraudulent NFT scams that were promoted on Twitter. We were able to extract the wallet addresses for 37.2% of all collections considered as either phishing ($n=57$) or rugpulls ($n=31$) and belonging to the Ethereum or Binance Smart Chain blockchains. We focus on these blockchains due to their popularity (Sam 2022; Philips 2022). We found over 57,102 transactions made to the wallet addresses attached to the promoted fraudulent NFT collections *during* or after the promotion occurred on Twitter. These transactions collectively transferred more than \$1.19 million to the fraudulent wallets, with the median amount of funds sent to each of these wallets being about \$2,590. Meanwhile, \$47,902 was transferred to wallets (over 5,233 transactions) which were assigned to abandoned NFT collections which never went beyond the pre-mint stage. Nearly 73% of all such transactions ($n=3,819$) indicated that the user had connected their wallet without any funds transferred. As mentioned earlier, since some of these abandoned collections ask for full transaction rights to the user’s wallet, using these credentials later on for malicious purposes is possible. A future study can be dedicated to look more closely into this occurrence. The descriptive statistics of the transactions for each category of fraudulent NFT collections is provided in Table 2. We also looked into the funds transferred to NFT collections which were identified as legitimate. Over \$24.77 million was transferred over 639.2k transactions after the promotion, with a median amount of funds transferred being \$22,880. To minimize the impact of outliers, we excluded 35 accounts whose transferred funds were more than 1.5 times the interquartile range. The descriptive statistics of these transfers are also illustrated in 2.

Thus our analysis of NFT promotions on Twitter characterized an ecosystem where unsuspecting users are lured into interacting with fraudulent NFT scams, a scenario largely facilitated by artificial engagement from social bots on the platform. A large percentage of these scams (62%) in our dataset were phishing attacks disguised as legitimate NFT collections. Our investigation of a only handful of these scams showed that attacks were responsible for the transfer of more than \$804k from the victims to the attackers’ wallets. Despite this, there exists little to no characterizing of NFT-based phishing attacks, unlike the other attack vector used by promoted NFT collections, i.e., rug pull. Thus, in the proceeding sections, we do a large-scale study of active NFT phishing URLs, identifying their unique features, their financial impact, and how end-users are presently protected against attacks.

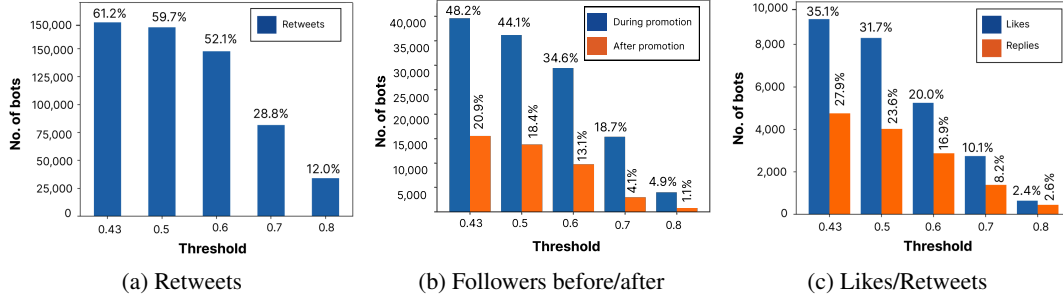


Figure 3: Distribution of bots across different Botometer score thresholds for (a) Bot accounts who had retweeted the promotion tweets, (b) Bots following NFT collections during and after promotion and (c) Likes and replies by bots on tweets shared by NFT collections.

Category	# of	Funds transferred (Approx)					Transactions				
		Total	Min	Max	Mean	Median	Total (approx)	Min	Max	Mean	Median
Phishing	57	\$804,294	0	\$176,701	\$14,075	\$2,194	36,239	2	6100	635.77	299
Rugpulls	31	\$385,391	\$228	\$210,213	\$12,391	\$10,894	20,861	4	13,521	672.93	259
Pre-mint	29	\$47,221	0	\$45,698	\$1,611	\$15	5,233	2	2,303	180.44	192.5
Legitimate	145	\$24,776,230	0	\$1,457,783	\$170,264	\$22,803	639236	3	142182	4408.5	1189

Table 2: Descriptive statistics of funds transferred to the wallets belonging to fraudulent and legitimate NFT collections

5 NFT phishing scams

Our analysis of NFT promotion revealed several accounts which imitated legitimate NFT collections and shared phishing links to entice potential victims into *purchasing* a token that might already be *sold out* or in *high demand*. The goal of these phishing attacks is deceive users into providing access to their cryptocurrency wallets and we dedicate this section towards closely evaluating these attacks. We aim to answer the following research questions: **(RQ4)** What are the characteristics of NFT-based phishing scams?, **(R5)** What is the coverage of prevalent anti-phishing tools and blocklists towards these attacks? **(R6)** What volume of crypto-currency funds transferred to the wallets of attacker owned wallets?

5.1 Characterization and data collection

In these attacks, victims are given the “opportunity” to *mint* NFTs from popular collections, either in exchange for a cryptocurrency or for free.

Collecting phishing URLs: An accurate longitudinal study using the phishing URLs shared by fraudulent NFT collections was not possible, since we did not know when those websites were hosted, which would have seriously impacted the accuracy of our antiphishing blocklist, tool and domain analysis. Thus, we collected and verified 1,028 new NFT phishing URLs in two batches of seven days during the week of July 8th, 2022 (*Batch 1*), and the week of October 15th, 2022 (*Batch 2*). We did so by utilizing two approaches: **(i)** Using DNSTwist, a DNS fuzzing framework to find URLs that use typo-squatting and domain-squatting techniques to imitate the top 100 NFT collections on OpenSea (by sales volume), and **(ii)** using NFT-specific perturbation terms such as “nft”, “claim”, “mint” to find newly registered domains related to NFTs using the Certificate Transparency

Log network (Certstream 2022). The approach provided us with URLs that were not in our list of OpenSea NFT collections or were in the pre-minting stage. Overall, DNSTwist found 5,318 active domains, which squatted the URLs of the top 100 NFT collections on OpenSea and were registered on or after the start of our data collection for each batch. The same statistic for URLs obtained from Certstream was 1,807 URLs. Removing URLs that overlapped between the two approaches ($n=431$), we collected the full website snapshot, including its codebase and screenshots, for our analysis.

Building our ground-truth: Most studies related to phishing analysis use a detection tool such as VirusTotal (Hong et al. 2018) to label large volumes of phishing URLs automatically to build their dataset. However, the novelty of NFT-based phishing attacks makes them highly evasive to automated detection, a phenomenon we observe later when we evaluate the effectiveness of anti-phishing entities against these websites. Thus, we had to manually investigate each website to build our ground-truth dataset. We did so by: **(i) Identifying the NFT collection and checking URL:** We first evaluated the website screenshot to verify if it was active. For websites obtained through DNSTwist or Certstream, which imitated a popular OpenSea collection, we checked if the URL matched the official URL of the collection. For websites obtained from Certstream which were not imitating a popular OpenSea collection, we first found the collection they were imitating and again compared the URL with the official URL of the collection. **(ii) Presence of empty or incorrect links:** Phishing attacks also tend to populate the websites with empty or incorrect links to look more genuine (Zhang and Li 2017), and in the case of NFT phishing attacks, these usually included either empty

links for Twitter and Opensea pages, or links which led to pages which were not associated with the official collection. We identified 1,028 URLs as being NFT phishing attacks (n=498 for *Batch 1* URLs and n=530 for *Batch 2* URLs, respectively), which was 14.4% (n=7,125) of all active domains that we had found through DNSTwist and Certstream.

5.2 Identifying the attack vectors

To address **RQ4** we characterize all NFT phishing scams in our dataset, with each containing a minting link to *purchase* one or more tokens. Upon clicking on the link, users are asked to provide *full transaction rights* to the victim’s cryptocurrency wallet, such as Metamask (Metamask 2022), which allows the website to transfer any asset including cryptocurrency funds and NFT tokens from the victim’s wallet to the attacker’s. An example of one such NFT phishing attack which imitates the Primates Embassy NFT collection is illustrated in Figure 4. By studying the source code of these phishing websites, we could identify two primary attack vectors that are utilized to scam victims who visit these websites.

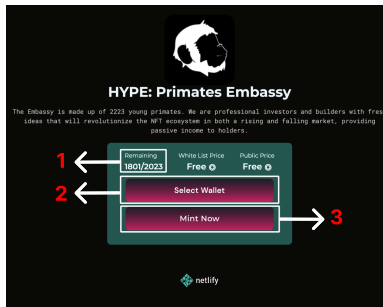


Figure 4: Example of an NFT phishing attack imitating the Primates Embassy NFT collection. Feature (1) indicates an artificial counter which increases when the website is viewed by clicking on, (2) the victim connects their wallet by giving full transaction rights to the attacker and clicking on, and (3) executes the malicious payload which steals funds and/or NFT tokens from the victim’s wallet.

Fraudulent fund transfer: Irrespective of whether the NFT phishing websites offer the user to *mint* the token for free or for a purchase fee, users *must* connect their cryptocurrency wallets to complete the transaction, upon which the website initiates the transfer a specified cryptocurrency amount to the attacker’s wallet. Since the attacker also has full access to the victim’s wallet, they can initiate a transaction later, even if the victim is no longer active on the website. By extracting the wallet addresses of the attackers from the source code, we could determine the volume of funds transferred to them. We found 681 such attacks in our dataset. We explore the financial impact of these phishing scams in Section 5.4. While the attack vector might differ, the overall execution towards stealing funds using compromised credentials is similar to regular phishing scams.

Stealing NFT tokens: In the case of 347 phishing URLs in our dataset, we found several contract addresses embed-

ded into the website source code. These addresses target several popular NFT token addresses simultaneously. After getting full transaction rights to the victim’s wallet, the website checks if a list of popular NFT tokens is present, and if so, transfers it to the attacker’s wallet. An example of the code snippet used in these attacks is illustrated in Figure 5 where the attacker uses the `syncNfts()` function to identify all NFT tokens that the user is currently holding, and upon the user clicking on the ‘Mint’ button, the token(s) are transferred to the attacker’s wallet using the `Send` function. Popular NFTs are usually valued at thousands of dollars (Opensea 2022b), and the decentralized nature of NFT transactions makes these assets, once stolen, nearly impossible to recover (NFTtorney 2021). This makes this particular attack vector highly dangerous.

```

async function claim() {
  let user = Moralis.User.current();
  if (!user) {
    await connect(); await syncChain(); await syncNfts();
    btn1.html("MUTATE KODA"); btn2.html("CLAIM");
    await send(); return;
  }
}

```

Figure 5: Example of a malicious function that steals NFT tokens from the victim’s wallet.

5.3 Anti-phishing effectiveness

Prior literature has established the susceptibility of users to phishing attacks, which in turn makes it critical for anti-phishing measures such as blocklists and automated detection tools, as well as the domain provider (which hosts the website) to identify these attacks effectively (Oest et al. 2020). To address **RQ5**, we determine the performance of these entities against NFT-based phishing attacks, we run a longitudinal analysis for a week over each batch of URLs to determine their *detection rate* and *detection speed* (i.e., how quickly the website was detected/taken down) by popular anti-phishing entities. We consider four popular anti-phishing blocklists: PhishTank (PhishTank 2020), OpenPhish (OpenPhish 2022), APWG eCrimeX (APWG 2022) and Google Safe Browsing (Browsing 2020) (**Analysis A**). We also evaluate these attacks against 76 anti-phishing tools (**Analysis B**), as well as the domain providers hosting the respective websites (**Analysis C**). Since these websites are a new family of phishing attacks, we also gauge how their detection rate and speed compare with that of regular phishing attacks (**Analysis D**). For all of these analyses, we compare the performance of the respective entities of NFT phishing attacks against the same number of (n=1,028) regular phishing URLs, which we collected using Phishing Catcher (x0rz 2021), an automated tool to identify phishing URLs from Certstream (Certstream 2022), a real-time log of newly registered websites.

(A) Blocklist performance: Over the period of a week, we checked if each NFT phishing was detected by each of

Blocklist	NFT-attacks		Regular-attacks	
	Coverage	Median speed (hh:mm)	Coverage	Median speed (hh:mm)
PhishTank	5.82%	09:49	15.46 %	01:16
OpenPhish	10.44%	05:32	22.69%	02:48
GSB	18.87%	04:56	79.86%	01:24
eCrimeX	7.63%	03:18	44.07%	02:14

Table 3: Blocklist performance of anti-phishing blocklists against NFT-based phishing attacks

the four blocklisting entities at intervals of every 10 minutes. This evaluation is performed over the same number of regular phishing URLs to contrast the performance between these URLs versus regular phishing attacks. Table 3 shows the summary of the performance of blocklisting entities. PhishTank detected only 5.8% of NFT phishing URLs with a median detection speed of 9 hrs 49 mins, compared to 15.4% of regular phishing URLs at a median speed of 76 mins. The disparity in both *detection rate* and *speed* was also significant across the other three blocklists. For example, Google Safe Browsing, the default anti-phishing blocklist in several Chromium-based browsers and Mozilla Firefox, was able to detect 79.9% of all regular phishing URLs at a median detection speed of 84 mins, compared to only 18.8% of all NFT phishing attacks at a much slower median speed of 4 hrs 56 mins.

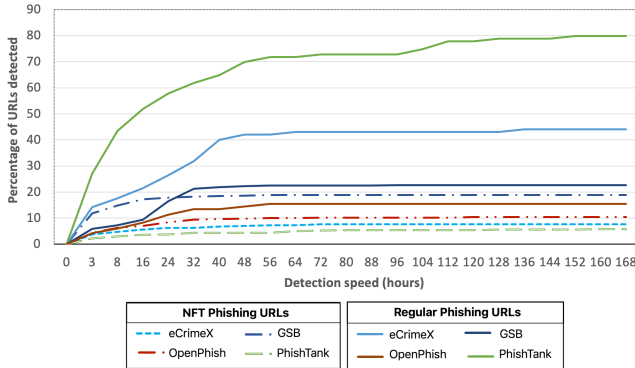


Figure 6: Performance of anti-phishing blocklists against NFT-based phishing and regular phishing attacks.

(B) Anti-phishing tool performance: To determine the number of anti-phishing tools which detected the NFT-based phishing attacks over the period of a week, we used the VirusTotal API (VirusTotal 2022), an online tool that aggregates the detection rate of 76 anti-phishing tools. Prior literature (Peng et al. 2019) has explored the possibility of VirusTotal labels lagging behind their respective anti-phishing tool engine, and to negate this effect, we scanned each URL regularly at intervals of 10 mins throughout the analysis. Figure 7a shows the histogram of the detection rate of all URLs in our dataset. Nearly 87.2% (n=897) of all NFT-based phishing URLs had *zero* detection, a week after their appearance in our dataset, with only 10.2% (n=105) URLs having only *one* detection. In comparison, regular phishing

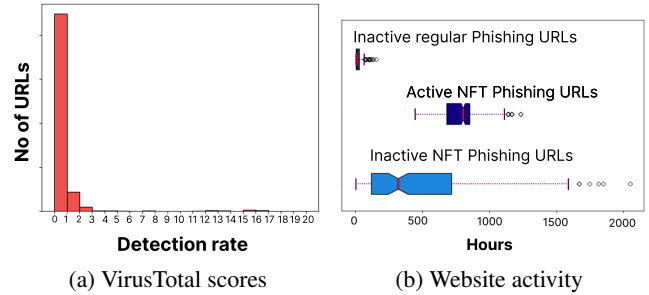


Figure 7: (a) Frequency of detection rates for NFT-based phishing URLs and (b) Quartile plot of activity time of (in)active regular phishing URLs compared with (active and inactive) NFT phishing URLs.

websites had a median detection rate of 8, a week after appearing in our dataset, with only 5.6% of URLs (n=58) having *zero* detection.

(C) Domain detection: We checked if the NFT phishing websites were active by sending packet requests to them every 10 mins. Since more resilient phishing attacks can evade this approach (Oest et al. 2020), we also monitored if the screenshot and code base of the website changed significantly to indicate that it had become inactive. We found only 18 NFT phishing websites which were removed by the domain providers over the course of a week, compared to 750 URLs (73%) of regular phishing URLs. Thus to get a substantial statistic for this analysis, we extended our analysis to two months, and even after this long period of time, only 372 URLs (36.2%) of all NFT phishing URLs became inactive, and the median time of *removal* for these URLs was 341.5 hours (14.22 days). In comparison, 863 regular phishing URLs (84%) became inactive, with a median removal time of 7 hours. A quartile plot showing the distribution of removal time of NFT phishing URLs is illustrated in Figure 7b.

Thus our findings, as highlighted in the last few paragraphs, indicate a significant gap in prevalent anti-phishing measures toward detecting NFT phishing attacks. In the next section, we discuss an automated solution that can aid in counteracting these attacks.

5.4 Financial impact

Unlike regular phishing attacks, where it is impossible to ascertain the amount of money the victims were deceived into transferring to the attacker, transactions made on the blockchain are visible to everyone. Thus, to answer **RQ6**, we determined the financial damage done by these phishing threats by measuring the transfer of cryptocurrency funds to the attacker’s wallet. Using a regular expression, we were able to extract 1,853 wallet addresses hosted on the Ethereum blockchain. Using Etherscan (Etherscan 2023), we collected the full transaction records of these addresses and filtered for entries which signified the transfer of funds into the attackers’ wallets.

Funds transferred to attacker’s wallet: We found a collective total of US \$3.95 million were transferred over 13,932 total transactions made to nearly 17.3% of all attacker-owned wallet addresses (n=367), or on an average \$10,785 per attacker wallet. The median value of funds transferred to these wallets was \$3,729.24)

No value transactions: On the other hand, we found 871 wallet addresses which did not have any funds transferred to them but had a collective total of 21,755 transactions. The purpose of 17,039 such transactions were to mint an NFT. Considering that all of these wallet addresses were attached to phishing websites which offer minting (purchasing) NFT tokens for free, we assume that the intention of the attacks through these transactions was to steal the credentials of the victim, in order to initiate fraudulent fund transactions at a later point. Considering that this later transactions might involved other attacker owned wallet addresses (which were not embedded in the phishing website), it is not possible to determine their impact at this point, though it might be pursued at a later point as the ecosystem evolves further.

5.5 Detecting NFT-based phishing attacks

Based on our measurement study, a huge gap exists in the prevalent anti-phishing ecosystem toward detecting NFT-based phishing attacks. As highlighted in the previous section, this gap can mostly be attributed to the lack of tuning automated measures to the features specific to this family of attacks, which is quite different from other regular phishing attacks seen in the wild. To mitigate this issue, we train a random forest classifier that can automatically detect new NFT-based phishing attacks.

Feature extraction: We train our classification model using the following features extracted from each website: **1.** If the URL matches any of the known NFT collections. **2.** If the contract address used by the website for the transaction matches that of any known NFT collection. **3.** The number of Ethereum addresses found in the source code, because attacks with the motive of stealing NFT tokens embed many popular NFT tokens in the website. **4.** Checking for Twitter links shared by the website. Unlike legitimate minting pages, several NFT phishing attacks do not include links to Twitter pages. **5.** As seen in our promotion analysis, even if these websites share Twitter links, they might get suspended or removed. Thus we also check if the linked Twitter account is active. **6.** Checking if the Twitter page belongs to a known collection, **7.** Check if the OpenSea page belongs to a known collection. **8.** Checking for the number of Twitter followers. While we see that fraudulent NFT collections utilize promotions to get followers, that number is still far lower than popular and established NFT collections that they imitate. **9.** Checking for the age of the Twitter account, as fraudulent accounts tend to have a short lifespan (Thomas et al. 2011), **10.** Checking if the name of the collection attached to the contract address is identifiable using EtherScan (EtherScan 2023). Older contract addresses belonging to legitimate NFT collections are usually identifiable. By *known* NFT collections, we signify the top 1K Ethereum-based NFT collections on OpenSea (OpenSea 2022a).

Train/Test	Accuracy	Precision	Recall	F1-Score
800/343	0.97	0.95	0.98	0.95

Table 4: Performance of our classifier

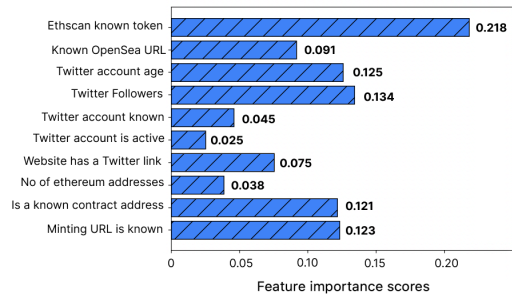


Figure 8: Classification importance of different features.

Model training and performance We created a dataset consisting of 494 NFT phishing URLs and 649 benign NFT minting URLs. We trained our dataset using four algorithms: Decision Tree, Logistic Regression, Support Vector Machine (SVM), and Random Forest (RF). RF performed the best on our dataset, and thus we decided on it. To avoid overfitting, we ran our model through a 10 fold cross validation study with a training/test set split of 70:30. We illustrate the performance of our model in Table 4, which shows an accuracy of 0.97, with a precision and recall of 0.95 and 0.98, respectively, and the AUC of the ROC curve is 0.98. The importance of each feature used in the model towards classification is illustrated in Figure 8.

6 Conclusion

Our work constitutes the first study on identifying the negative impact of artificially promoting fraudulent NFT collections on Twitter, with a specific focus towards characterizing NFT based phishing attacks which constitute the majority of these scams. Our findings lead to the following discussions:

Negative impact of NFT promotions: Our findings highlight several risks associated with promoting NFT collections on Twitter, as the majority of such projects constitute phishing scams or rugpulls. Initial engagement by social bots drives engagement from real users, who are deceived into investing in these scams. Even our relatively modest dataset of such scams showed more than \$1.4 million that was lost due to these attacks, indicating a much larger and more lucrative ecosystem for scammers. It is debatable that the accounts promoting these scams are unaware of their actions, as many of them are suspended not long after conducting promotions, with several others also deleting their old tweets to hide prior activity. These promotion driven scams are another avenue for attack in an ecosystem which is already rife with scams. This when combined with the lack of technical knowledge of most users towards the decentralized ecosystem urges strong moderation strategies from social media services. For example, Twitter allows promotion of content through sweepstakes to artificially increase user followers (Twitter 2022a), a strategy which can help the

spread of such scams on the platform.

NFT phishing scams on the rise: The prevalent response of the anti-phishing ecosystem against NFT phishing attacks is *weak*, with blocklists, tools and domain providers being unable to detect these attacks for long periods of time. Considering that some of these tools are used to protect the majority of end-users on the internet, a large identification gap against these attacks can cause users to fall victim to NFT scams, as evidenced by nearly \$3.95 million which was transferred to the attacker due to these attacks. We hope that the functionality of our ML based automated NFT phishing detection tool can help in counteracting these attacks on a large scale, and we look forward to contributing our work to the research community to efficiently address these threats.

7 Broader impact and ethical considerations

Our work brings forward several caveats of artificially promoted NFT projects and discusses the factors which drive engagement to them. Additionally our study on NFT phishing attacks and our subsequent detection tool can help the research and industrial community to study and implement further countermeasures against these attacks. Through this study, we primarily collected public tweets from Twitter and phishing URLs from DNSTwist/Certstream. For the former, we did not retain any identifiable information which can be attributed to the original poster, or users who had engaged with the tweet(s). Similarly, we discarded all phishing URLs after our analysis period, and do not intend to share them in any form. Any blockchain resources (such as contract address, tokens) are already part of the public domain due to the open nature of the ecosystem, but we again discarded any such identifiable resources including wallet transactions, minting history etc.

References

2021. 2021 Cybersecurity threat trends: phishing, crypto top the list. <https://umbrella.cisco.com/info/2021-cybersecurity-threat-trends-phishing-crypto-top-the-list>.
- Alabdan, R. 2020. Phishing attacks survey: types, vectors, and technical approaches. *Future Internet* 12(10): 168.
- APWG. 2022. eCrimeX. <https://apwg.org/ecx/>.
- Atkins, B.; Huang, W.; et al. 2013. A study of social engineering in online frauds. *Open Journal of Social Sciences* 1(03): 23.
- Atzori, M.; and Ozsoy, O. 2022. Risks and challenges in the non-fungible token market: An analysis of scams and frauds. *Journal of Management Information Systems* 39(3): 1035–1063.
- BeInCrypto. 2021. NFT Rug Pull: Evolved Apes Creator Disappears with \$2.7M [URL https://beincrypto.com/nft-rug-pull-evolved-apes-creator-disappears-2-7m/](https://beincrypto.com/nft-rug-pull-evolved-apes-creator-disappears-2-7m/).
- Botometer. 2022. Botometer. [URL https://botometer.osome.iu.edu](https://botometer.osome.iu.edu).
- Browsing, G. S. 2020. Google Safe Browsing API overview. <https://developers.google.com/safe-browsing/v4>.
- BSCScan. 2023. BSCScan - Binance Smart Chain (BSC) Blockchain Explorer and Search. [URL https://bscscan.com](https://bscscan.com).
- Center, P. R. 2022. Bots in the Twittersphere: Methodology. [URL https://www.pewresearch.org/internet/2018/04/09/bots-in-the-tweetsphere-methodology/](https://www.pewresearch.org/internet/2018/04/09/bots-in-the-tweetsphere-methodology/).
- Certstream. 2022. Certstream. <https://certstream.calidog.io>. [URL https://certstream.calidog.io](https://certstream.calidog.io).
- Chain, B. 2022. Binance Chain. [URL https://www.bnbchain.org/en](https://www.bnbchain.org/en).
- Dailycoin. 2022. Cybercriminals stole over \$100m in NFTs, says Elliptic. [URL https://decrypt.co/108186/cybercriminals-stole-over-100-million-in-nfts-elliptic](https://decrypt.co/108186/cybercriminals-stole-over-100-million-in-nfts-elliptic).
- Das, D.; Bose, P.; Ruaro, N.; Kruegel, C.; and Vigna, G. 2021. Understanding security Issues in the NFT Ecosystem. *arXiv preprint arXiv:2111.08893*.
- Decentraland. 2022. Decentraland. [URL https://decentraland.org/download](https://decentraland.org/download).
- Decrypt. 2021. Rick and Morty art 'gobbled' up by NFT influencers, raising ethics questions. <https://decrypt.co/11312/rick-morty-art-gobblers-nft-influencer-ethics>.
- eLearning, I. 2022. Phishing and Identity Theft: What to Look Out For. *Inspired eLearning* [URL https://inspiredelearning.com/blog/phishing-and-identity-theft-what-to-look-out-for/](https://inspiredelearning.com/blog/phishing-and-identity-theft-what-to-look-out-for/).
- Etherscan. 2023. <https://etherscan.io>. [URL https://etherscan.io](https://etherscan.io).
- Forbes. 2022. Blockchains and NFTs in Identification and Security Protocols. [URL https://www.forbes.com/sites/forbestechcouncil/2022/02/23/blockchains-and-nfts-identification-and-security-protocols/](https://www.forbes.com/sites/forbestechcouncil/2022/02/23/blockchains-and-nfts-identification-and-security-protocols/).
- Foundation, E. 2022. Ethereum. [URL https://ethereum.org/en/](https://ethereum.org/en/).
- Hong, G.; Yang, Z.; Yang, S.; Zhang, L.; Nan, Y.; Zhang, Z.; Yang, M.; Zhang, Y.; Qian, Z.; and Duan, H. 2018. How you get shot in the back: A systematic study about crypto-jacking in the real world. In *Proceedings of the 2018 ACM SIGSAC Conference on Computer and Communications Security*, 1701–1713.
- IBM. 2021. What is Blockchain? [URL https://www.ibm.com/topics/what-is-blockchain](https://www.ibm.com/topics/what-is-blockchain).
- Jakobsson, M. 2016. *Understanding social engineering based scams*. Springer.
- Jeong, E.-Y. 2022. Why Facebook and Twitter opened the door to NFTs. [URL https://wapo.st/3CEhgUA](https://wapo.st/3CEhgUA).
- Knoll, J. 2016. Advertising in social media: a review of empirical evidence. *International journal of Advertising* 35(2): 266–300.
- Kshetri, N. 2022. Scams, Frauds, and Crimes in the Non-fungible Token Market. *Computer* 55(4): 60–64.
- Luceri, L.; Deb, A.; Badawy, A.; and Ferrara, E. 2019. Red bots do it better: Comparative analysis of social bot partisan behavior. In *Companion proceedings of the 2019 World Wide Web conference*, 1007–1012.

- McAfee. 2021. A PayPal Email Scam Is Making the Rounds. Here’s How to Identify and Avoid It. URL <https://www.mcafee.com/blogs/privacy-identity-protection/a-paypal-email-scam-is-making-the-rounds-heres-how-to-identify-and-avoid-it/>.
- Metamask. 2022. Metamask. URL <https://metamask.io>. Accessed: January 8, 2023.
- Morales, A. J.; Borondo, J.; Losada, J. C.; and Benito, R. M. 2014. Efficiency of human activity on information spreading on Twitter. *Social networks* 39: 1–11.
- Nadini, M.; Alessandretti, L.; Di Giacinto, F.; Martino, M.; Aiello, L. M.; and Baronchelli, A. 2021. Mapping the NFT revolution: market trends, trade networks, and visual features. *Scientific reports* 11(1): 1–11.
- NFTtorney. 2021. So Your Shit Got Stolen: What Do You Do? URL <https://nfttorney.com/2021/12/28/so-your-shit-got-stolen-what-do-you-do/>.
- Nilizadeh, S.; Groggel, A.; Lista, P.; Das, S.; Ahn, Y.-Y.; Kapadia, A.; and Rojas, F. 2016. Twitter’s glass ceiling: The effect of perceived gender on online visibility. In *Proceedings of the International AAAI Conference on Web and Social Media*, volume 10, 289–298.
- Oest, A.; Safaei, Y.; Zhang, P.; Wardman, B.; Tyers, K.; Shoshitaishvili, Y.; and Doupé, A. 2020. {PhishTime}: Continuous Longitudinal Measurement of the Effectiveness of Anti-phishing Blacklists. In *29th USENIX Security Symposium (USENIX Security 20)*, 379–396.
- OpenPhish. 2022. OpenPhish. <https://openphish.com/>. URL <https://openphish.com/>.
- Opensea. 2022a. OpenSea. URL <https://opensea.io>.
- Opensea. 2022b. Opensea rankings. <https://opensea.io/rankings>. URL <https://opensea.io/rankings>.
- Peng, P.; Yang, L.; Song, L.; and Wang, G. 2019. Opening the blackbox of virustotal: Analyzing online phishing scan engines. In *Proceedings of the Internet Measurement Conference*, 478–485.
- Philips, D. 2022. Top 10 Binance Smart Chain Projects. URL <https://coinmarketcap.com/alexandria/article/top-10-binance-smart-chain-projects>.
- PhishTank. 2020. PhishTank. <https://www.phishtank.com/faq.php>.
- Pinto-Gutiérrez, C.; Gaitán, S.; Jaramillo, D.; and Velasquez, S. 2022. The NFT Hype: What Draws Attention to Non-Fungible Tokens? *Mathematics* 10(3): 335.
- Rarible. 2022. Rarible. URL <https://rarible.com>.
- Rauchfleisch, A.; and Kaiser, J. 2020. The false positive problem of automatic bot detection in social science research. *PLoS one* 15(10): e0241045.
- Reuters. 2021. NFT sales hit \$25 billion in 2021, growth shows signs of slowing. URL <https://www.reuters.com/markets/europe/nft-sales-hit-25-billion-2021-growth-shows-signs-slowing-2022-01-10/>.
- Sam. 2022. <https://bit.ly/3WjncJI>.
- Shao, C.; Ciampaglia, G. L.; Varol, O.; Yang, K.-C.; Flammini, A.; and Menczer, F. 2018. The spread of low-credibility content by social bots. *Nature communications* 9(1): 1–9.
- Tang, L.; and Mahmoud, Q. H. 2021. A survey of machine learning-based solutions for phishing website detection. *Machine Learning and Knowledge Extraction* 3(3): 672–694.
- TechRepublic. 2021. A cybercriminal stole \$1 million in Facebook account credentials over 4 months. URL <https://www.techrepublic.com/article/a-cybercriminal-stole-1-million-facebook-account-credentials-over-4-months/>.
- Thomas, K.; Grier, C.; Song, D.; and Paxson, V. 2011. Suspended accounts in retrospect: an analysis of twitter spam. In *Proceedings of the 2011 ACM SIGCOMM conference on Internet measurement conference*, 243–258.
- Thompson, C. 2021. The Untold Story of the Nft Boom. *The New York Times*.
- Twitter. 2022. Suspended Twitter Accounts. <https://help.twitter.com/en/managing-your-account/suspended-twitter-accounts>.
- Twitter. 2022a. Twitter Contest Rules. URL <https://help.twitter.com/en/rules-and-policies/twitter-contest-rules>.
- Twitter. 2022b. Twitter Platform Manipulation. <https://help.twitter.com/en/rules-and-policies/platform-manipulation>. URL <https://help.twitter.com/en/rules-and-policies/platform-manipulation>.
- Twitter. 2023. Twitter API Reference. URL <https://developer.twitter.com/en/docs/twitter-api>.
- VirusTotal. 2022. <https://www.virustotal.com/gui/home/upload>.
- Volkova, S.; and Bell, E. 2016. Account deletion prediction on RuNet: A case study of suspicious Twitter accounts active during the Russian-Ukrainian crisis. In *Proceedings of the Second Workshop on Computational Approaches to Deception Detection*, 1–6.
- Wang, S.; Zhang, Y.; Chen, J.; Gao, S.; Zhang, M.; Wang, C.; Yu, Y.; Wang, H.; Li, J.; and Hanzo, L. 2020. Short-term traffic prediction using graph neural networks. *Nature Machine Intelligence* 2: 507–514.
- Wilcoxon. 2022. Mann Whitney U Test (Wilcoxon Rank Sum Test). URL https://sphweb.bumc.bu.edu/otlt/mph-modules/bs/bs704_nonparametric/bs704_nonparametric4.html.
- x0rz. 2021. Phishing Catcher. URL https://github.com/x0rz/phishing_catcher. GitHub repository.
- Yang, K.-C.; Ferrara, E.; and Menczer, F. 2022. Botometer 101: Social bot practicum for computational social scientists. *arXiv preprint arXiv:2201.01608*.
- Zhang, J.; and Li, X. 2017. Phishing detection method based on borderline-smote deep belief network. In *International Conference on Security, Privacy and Anonymity in Computation, Communication and Storage*, 45–53. Springer.