

LoCoNet: Long-Short Context Network for Active Speaker Detection

Xizi Wang¹ Feng Cheng² Gedas Bertasius² David Crandall¹

¹Indiana University ²UNC Chapel Hill

{xiziwang, djcran}@iu.edu {fengchan, gedas}@cs.unc.edu

Abstract

Active Speaker Detection (ASD) aims to identify who is speaking in each frame of a video. ASD reasons from audio and visual information from two contexts: long-term intra-speaker context and short-term inter-speaker context. Long-term intra-speaker context models the temporal dependencies of the same speaker, while short-term inter-speaker context models the interactions of speakers in the same scene. These two contexts are complementary to each other and can help infer the active speaker. Motivated by these observations, we propose LoCoNet, a simple yet effective Long-Short Context Network that models the long-term intra-speaker context and short-term inter-speaker context. We use self-attention to model long-term intra-speaker context due to its effectiveness in modeling long-range dependencies, and convolutional blocks that capture local patterns to model short-term inter-speaker context. Extensive experiments show that LoCoNet achieves state-of-the-art performance on multiple datasets, achieving an mAP of 95.2%(+1.1%) on AVA-ActiveSpeaker, 68.1%(+22%) on Columbia dataset, 97.2%(+2.8%) on Talkies dataset and 59.7%(+8.0%) on Ego4D dataset. Moreover, in challenging cases where multiple speakers are present, or face of active speaker is much smaller than other faces in the same scene, LoCoNet outperforms previous state-of-the-art methods by 3.4% on the AVA-ActiveSpeaker dataset. The code will be released at: https://github.com/SJTUwxyz/LoCoNet_ASD.

1. Introduction

Real-world, interactive computer vision systems will need to recognize not only the objects, people, and other physical properties of a scene, but also the social properties — how people interact with one another. One fundamental task is to identify, at any given moment, who is speaking in a complex scene with multiple interacting people. This Active Speaker Detection (ASD) problem [3, 4, 10, 19, 26, 30, 32, 36, 38] is important for many real-world applications, such as human-robot interaction [24, 37, 39], speech diarization [14–16, 41, 44], video re-targeting [5, 33, 45] etc.

How can we tell whether someone is speaking? Visual cues including the movement of that person’s mouth and eye direction, along with the correlation of these movements with the observed audio, are often the most direct evidence. This evidence is generally speaker-independent and can be learned by comparing the person’s behavior during speaking and non-speaking times. This intra-person information must be observed for a sufficient amount of time to observe both speaking and non-speaking activities. On average, people speak about 10 words per sentence and 200 words per minute [46], so at least about 6 seconds of intra-person information is needed. However, most existing ASD methods consider only short video segments of around 200ms–500ms [3, 30]. The first row of Fig 1 illustrates long-term intra-speaker context where the model can learn to identify simple cues of speaking activity detection like mouth movement and eye direction.

However, in a complex video, a person’s face is often occluded, facing away from the camera, off-frame, or very small, so there is not enough direct visual information to determine if they are speaking. Fortunately, the behaviors of other people in the scene also give evidence about whether a target person is speaking [37]. The second row of Fig 1 shows an example: from the n -frame video segment on the left, although we only partially see the face of the man on the right, we easily infer that he is speaking at T_n because the woman in the middle turns her head and neither of the two other people open their mouths. This inter-speaker context requires only a short-term temporal window, since speaking activities of speakers within a short time range are much more correlated than speakers separated farther away in time. In the second row of Fig 1, the fact that the woman at T_n is looking at the man on the right provides no information on whether the man is speaking at T_N .

Existing ASD methods have not fully used these two sources of information (long-term intra-speaker and short-term inter-speaker context). ASCNet [3] models long-term intra- and inter-speaker context. Other methods [4, 30, 32] model long-term intra-speaker and single-frame inter-speaker context, but there is little dynamic inter-speaker contextual information within a single frame. TalkNet [38]

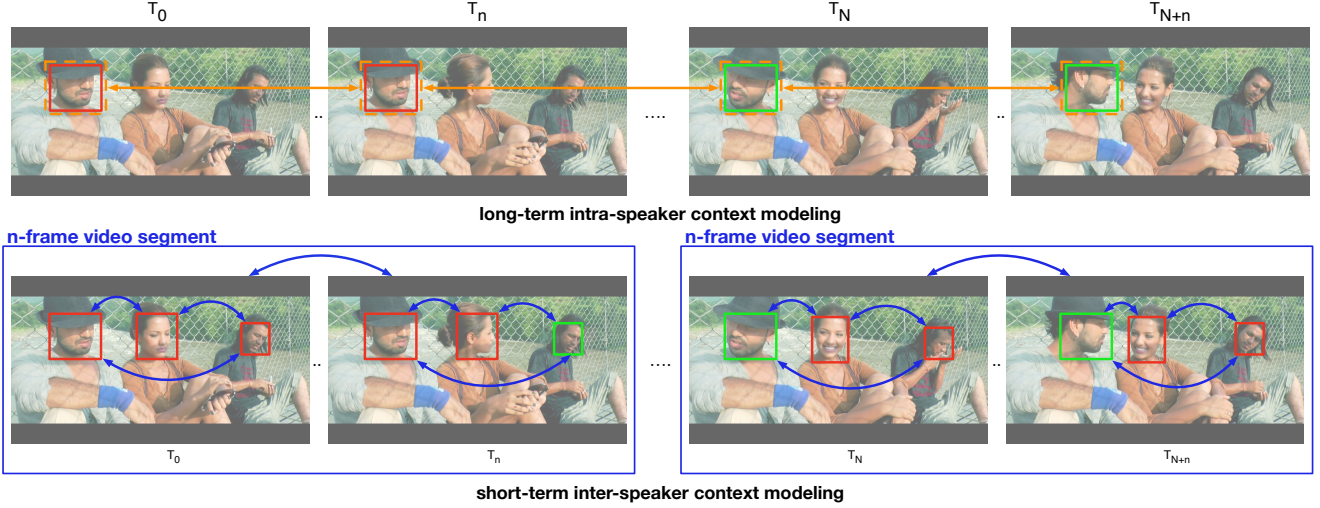


Figure 1. **Long-term intra-speaker context and short-term inter-speaker context.** In the long-term intra-speaker context modeling (upper), features of a single speaker across all temporal frames are used to model long-term relationships. In the short-term inter-speaker context modeling (lower), relations of speakers within a short-term temporal range of n frames are modeled to capture the conversation pattern. Red boxes show not active speakers and green boxes show active speakers.

only models long-term intra-speaker context without considering other speakers. These issues limit the effectiveness of these methods in challenging scenarios. In comparison, our method considers both long-term intra-speaker context to capture speaker-independent indicators of speaking activity and short-term inter-speaker context to infer speaking activity from other speakers. These two contexts complement each other and provide more reliable information for ASD.

With the above issues in mind, we propose LoCoNet, a simple end-to-end Long-Short Context Network. To the best of our knowledge, our network is the first work that combines long-term intra-speaker context, short-term inter-speaker context, and end-to-end training. Long-term intra-speaker context is modeled using a self-attention mechanism [40] due to its known effectiveness in modeling long-range dependencies, and interactions in short-term inter-speaker context are modeled with convolutional blocks that capture local patterns. In addition, while most ASD methods use vision backbones for audio encoding [3, 4, 32, 38] due to high temporal downsampling in existing audio backbones, we propose VGGFrame, which is modified from VGGish [21] and can fully leverage pretrained AudioSet [17] weights to extract per-frame audio features.

Our extensive experiments demonstrate the effectiveness of our approach. On AVA-ActiveSpeaker dataset [36], LoCoNet achieves an mAP of 95.2%, outperforming current state-of-the-art method EASEE [4] by 1.1% despite using a simpler visual encoder. Furthermore, LoCoNet achieves 68.1% (+22%) on the Columbia dataset [10], 97.2% (+2.8%) on the Talkies dataset [32] and 59.7% (+8%) on the Ego4D dataset [19]. Besides the overall performance, we test the ro-

bustness of LoCoNet in multiple challenging scenarios such as where there are multiple speakers or where the face of the active speaker is small. Results also show that LoCoNet has higher performance than other methods in complex scenes.

2. Related Work

2.1. Active Speaker Detection (ASD)

Most recent techniques for ASD can be characterized in terms of two salient dimensions: the type of encoder network and the training mechanism.

Types of encoder network. For the visual encoder, most ASD methods extract visual embeddings using 2D CNNs [20] since they require less GPU memory [3, 30, 32, 38], although some work [4, 30] use 3D CNNs [9]. For the audio encoder, existing audio backbones have high temporal downsampling which makes it hard to extract per-frame features [21, 29]. Thus most papers [3, 30, 32, 38] take Mel-spectrograms [1] of the audio signal as input and use as the encoder a 2D CNN [3, 4, 32] pretrained on ImageNet [13] or trained from scratch. This could potentially harm the audio feature learning because visual pretrained weights might not be suitable for audio tasks. For our audio encoder, we propose VGGFrame which is modified from VGGish [21] to extract per-frame audio embeddings. With pretrained AudioSet [17] weights loaded, our audio encoder can make use of audio features already learned.

Training mechanisms. ASCNet [3], ASDNet [30], and MAAS [32] use a multi-stage training mechanism for the encoders and context modeling, which can make feature

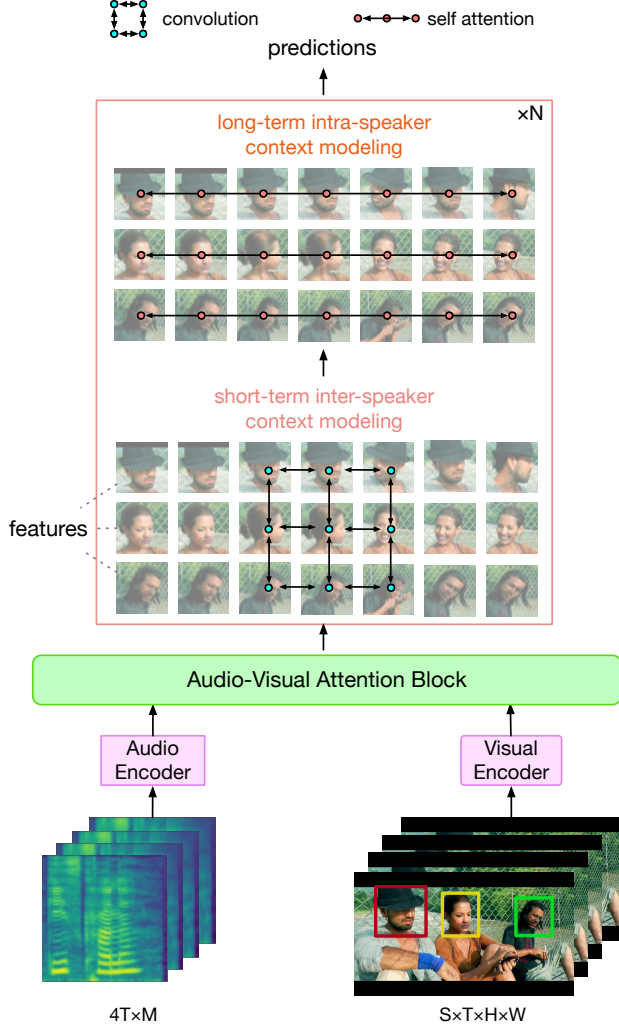


Figure 2. An overview of LoCoNet. Given a sequence of face tracks of a target person and corresponding audio, we sample $S - 1$ speakers from all other people appearing in the scene and stack their face crops together as visual input. The Audio-Visual Attention Block is used to align visual and audio features generated by visual and audio encoders. Then the audio and visual features are concatenated and fed into N blocks of the Long-Short Context Modeling module, where each block consists of a convolutional network for short-term inter-speaker modeling and a attention-based layer for long-term intra-speaker modeling. The final output is used to classify speaking activity of the target person in all frames.

learning difficult. TalkNet [38] and EASEE [4] show that end-to-end training can lead to better feature optimization. Our proposed model is also trained end-to-end to enable direct optimization of audio-visual embeddings and learning of context information.

2.2. Context Modeling in ASD methods

Recent work develops various mechanisms for context modeling to refine the audio-visual features [3, 4, 30, 32, 38].

ASCNet [3] uses a non-local self-attention layer [42] to learn pairwise attention between features of all context speakers across all temporal frames, and an LSTM [22] network to refine temporal features. However, this context modeling includes many weakly-correlated or even uncorrelated speaker-temporal pairs, so that important relations may not be fully leveraged.

ASDNet [30] concatenates the aggregated features of context speakers to audio-visual features of target speaker in each frame, and feeds these features into an LSTM for temporal modeling. Both MAAS [32] and EASEE [4] use graph neural networks [28, 43] to model relations between the visual nodes and audio nodes of context speakers. But ASDNet, MAAS, and EASEE only consider context speakers within each timestamp, and such static information is often not useful to infer speaking activity.

Meanwhile, TalkNet [38] models long-term temporal self attention, but only for each individual speaker. In sum, existing methods didn't make good use of the two complementary contexts, i.e., long-term intra-speaker and short-term inter-speaker context. Our approach takes these two contexts as important source of information for ASD task, and exploit long-range dependency modeling capability of self-attention, and local pattern learning ability of convolutional layers to model the two contexts.

3. Our Approach

Fig 2 provides an overview of our method, which we call LoCoNet. LoCoNet takes as input stacked consecutive face crops of the target speaker and context speakers in a video clip of length T , and corresponding audio signals.

3.1. Encoders

Visual encoder. Given T consecutive face crops of the target speaker in a video, we first sample $S - 1$ speakers from all candidate speakers that appear in the same scene and stack the face crops of all sampled speakers together. The target speaker is always the first element along the S axis for the convenience of evaluation. All the face tracks are stacked and converted to gray scale, denoted as $V \in \mathbb{R}^{S \times T \times H \times W \times 1}$, where S , T , H , W are the number of speakers, temporal length, and height and width of the face crops, respectively.

Given face crops of each speaker $V_i \in \mathbb{R}^{T \times H \times W \times 1}$ as input, the visual encoder yields a time sequence of visual embeddings $e_{v_i} \in \mathbb{R}^{T \times C_v}$ for the given speaker, where C_v is the visual feature dimension. The stacked visual embeddings of all the sampled speakers $e_v \in \mathbb{R}^{S \times T \times C_v}$ represent temporal context of each speaker independently.

Audio Encoder. We need both per-frame audio and video features to do per-frame classification. However, most pre-trained audio encoders [11, 18, 21, 35] are for audio classification and thus have a high degree of temporal downsampling,

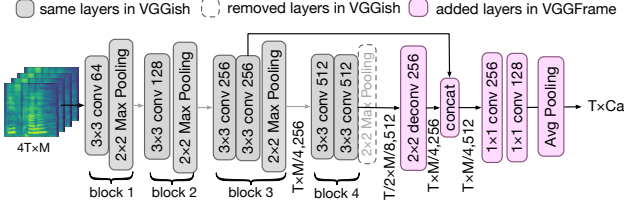


Figure 3. An illustration of VGGFrame. We apply a deconvolutional layer to upsample output feature of block-4. The output features of block-3 (before max pooling) and deconvolutional layer are concatenated and transformed to per-frame output features of shape $T \times C_a$.

which makes it difficult to be applied in our case.

To solve this problem, we propose VGGFrame as audio encoder, which can fully utilize the pretrained VGGish [21]. The architecture of VGGFrame is illustrated in Fig 3. We remove the temporal downsampling layer after block-4 and instead add a deconvolutional layer to upsample the temporal dimension. We concatenate the intermediate features with the upsampled features to extract a hierarchy of representations. VGGFrame takes as input the Mel-spectrograms $A \in \mathbb{R}^{4T \times M}$ of the raw audio signal and outputs the audio embeddings $h_a \in \mathbb{R}^{T \times C_a}$. To align with S speakers, we repeat the h_a S times to produce the audio embedding $e_a \in \mathbb{R}^{S \times T \times C_a}$.

Audio-Visual Attention Block

We propose an Audio-Visual Attention Block to incorporate relevant audio cues into visual representations and vice versa. Due to the strong representation ability of attention mechanisms [40], we build this block with a dual-attention scheme,

$$h_v = \text{MLP}(\text{MHA}(e_v, e_a, e_a)), \quad (1)$$

$$h_a = \text{MLP}(\text{MHA}(e_a, e_v, e_v)), \quad (2)$$

$$u = \text{Concat}(h_v, h_a), \quad (3)$$

where $\text{MHA}(q, k, v)$ is the multi-head attention [40] with query q , key k , value v , MLP is a multi-layer perceptron, and $\text{Concat}(x, y)$ concatenates x and y along the channel dimension. Residual connections are added to the MHA and MLP layers.

3.2. Long-Short Context Modeling

The long-term intra-speaker and short-term inter-speaker context are important, complementary cues to infer the active speaker. We propose Long-Short Context Modeling (LSCM) to gradually model these two contexts. LSCM contains N blocks, each of which consists of a Short-term Inter-speaker Modeling (SIM) module and a Long-term Intra-speaker modeling (LIM) module sequentially. LSCM outputs context-aware audio-visual embedding $u^N \in \mathbb{R}^{S \times T \times C}$.

Short-term Inter-speaker Modeling (SIM). For a given moment in the video, the speaking activity of a target person can be inferred from the behavior of other people in nearby frames, but behaviors of other people in distant frames is not useful. This means that the model needs to capture local temporal information instead of long-term dependencies. To do this, we employ a small convolutional network,

$$u_s^l = \text{LayerNorm}(\text{Conv}_{s \times k}(u^l)) \quad (4)$$

$$u_s^l = \text{MLP}(u_s^l) + u^l, \quad (5)$$

where $u^l \in \mathbb{R}^{S \times T \times C}$ is the output of previous layer l and $u_s^l \in \mathbb{R}^{S \times T \times C}$ is the output of this layer.

Compared with previous work [4, 30, 32] that either tries to capture speaker-interaction in each individual frame or fuses it with long-term modeling, our SIM module with a short temporal receptive field can better learn dynamic patterns in interactions.

Long-term Intra-speaker Modeling (LIM). Long-term intra-speaker context models an individual person’s behavior over a longer time period. To learn from this long-term information, the model needs to have large capacity and the ability to learn long-term dependencies. We use an attention mechanism to do this, with a Transformer layer,

$$h^l = \text{LayerNorm}(\text{SelfAttention}(u_s^l) + u_s^l) \quad (6)$$

$$u^{l+1} = \text{LayerNorm}(\text{MLP}(h^l) + h^l), \quad (7)$$

where u^{l+1} is the output and passed to the next block.

Compared with previous methods [3, 4, 30, 32] that jointly model inter-speaker and intra-speaker context, our disjoint modeling first focuses on short-term inter-speaker context and then focuses speaker-dependent pattern learning in long-term intra-speaker context, which is easier to optimize and can learn more discriminative features. This process is repeated N times to further refine and distill more informative features.

3.3. Loss Function

During training, we predict the active speaker utilizing three embeddings: (i) the context-aware audio-visual embedding $u^N \in \mathbb{R}^{S \times T \times C}$, (ii) visual-enhanced audio embedding $h_a \in \mathbb{R}^{S \times T \times C_a}$, and (iii) audio-enhanced visual embedding $h_v \in \mathbb{R}^{S \times T \times C_v}$. We apply a fully-connected layer followed by a softmax operation to each of these three embeddings respectively. The outputs are the frame-level predictions for each embedding.

Following the training strategy of TalkNet [38] and ASCNet [3], context-aware audio-visual embeddings serve as the major supervision source, and the other two are auxiliary supervision sources. The final loss function is $L = L_c + w_a \times L_a + w_v \times L_v$ where L_c, L_a, L_v correspond

to the standard cross-entropy loss of context-aware audio-visual, audio, and visual embeddings, and w_a and w_v are weights of audio and visual losses.

3.4. Implementation details

Speaker sampling. We set $S = 3$ in the context speakers sampling, since most videos contain 3 or fewer speakers. The appearance of the sampled speakers should overlap at least half of the temporal length with the target speaker. If fewer than $S - 1$ candidate speakers are found, the face crops of the target speaker are repeatedly sampled.

Encoders. The visual temporal encoder consists of a 3D convolutional layer, a ResNet-18 [20], and a visual temporal convolution network (V-TCN) [31]. V-TCN is composed of 5 blocks of depth-wise separable convolutional layers [12], rectified linear unit (ReLU) [2], and batch normalization layer (BN) [23]. Our visual encoder is trained from scratch while the audio encoder VGGFrame is initialized with VG-Gish [11] weights pretrained on AudioSet [17].

Training. We train LoCoNet for 25 epochs on 4 Quadro RTX 6000 GPUs with batch size of 4 using PyTorch [32]. The learning rate is initialized as 5×10^{-5} and reduced by 5% for every epoch. The face crops are resized to 112×112 . Visual augmentation includes randomly resized cropping, horizontal flipping, and image rotation. For audio augmentation, another random audio signal is chosen from the rest of the training set, and added as noise to the target audio. We train all our models using Adam optimizer [27]. In the short-term inter-speaker context modeling stage, s is set to 3, which is the same as the number of context speakers, and k is set to 7 frames. We set w_a and w_v to 0.4 in the loss function.

Inference. During inference, for each target speaker, we sample $S-1$ overlapped context speakers and take the prediction from context-aware embedding u^N as the predictions for the target speaker. We ignore all the other predictions during inference.

4. Experimental Setup

4.1. Datasets

AVA-ActiveSpeaker [36] is the first large-scale, carefully-labelled audio-visual active speaker detection dataset, created by annotating 262 fifteen-minute videos from Hollywood movies. Of all the videos, 120 are used for training, 33 for validation, and 109 for testing. Videos are recorded at 25-30 fps, which results in a total of 3.65 million frames and 5.3 million face crops. However, since it is largely composed of movies, active speakers in the video clips usually have larger faces with static backgrounds, and there are only 1.6 speakers on average per frame. This makes the dataset less challenging and realistic.

Columbia ActiveSpeaker [10] comes from an 87-minute-long academic panel discussion and has videos of 5 speakers, with 2-3 speakers visible at any time and a total of 150,000 face crops. It is a small-scale and less diverse ASD dataset because its videos have non-overlapping and clear voices, large face sizes, relatively static motion, simple backgrounds, and a small set of speakers. Since Columbia is usually used only as test set, we use the model trained on AVA-ActiveSpeaker [36] to evaluate on Columbia using the F1 metric, following common protocol.

Talkies [32] is the first in-the-wild ASD dataset. It contains 23,507 face tracks extracted from 421,997 labeled frames. Comparing to the above datasets, Talkies focuses on challenging scenarios with more speakers per frame, more diverse actors and scenes, and more appearances of off-of-screen speech.

Ego4D [19]’s Audio-Visual benchmark is the first egocentric video dataset for ASD. It has 3,670 hours of egocentric videos of unscripted daily activities spanning hundreds of environments, which offers a unique perspective on solving ASD in dynamic scenes. Unlike AVA-ActiveSpeaker and Talkies where faces of speakers are often large and centered, and cameras are static, the wearable camera videos in Ego4D have dynamic backgrounds and the active speakers are often off-center. Ego4D is thus not only massive in scale but also highly challenging.

4.2. Evaluation Metric

Following [3, 4, 30, 32, 38], we use the official ActivityNet [8] evaluation tool to compute mean average precision (mAP) and evaluate on the AVA-ActiveSpeaker validation set [36]. We also compute AUC [7] as another evaluation metric using Sklearn [34]. We use F1 scores to evaluate on the Columbia ASD dataset [10], and mAP to evaluate on Talkies [32] and Ego4D dataset [19].

5. Results and Analysis

5.1. Context Modeling

Long-term Intra-speaker Context. To verify the importance of long-term modeling, we train LoCoNet by keeping the number of sampled context speakers as 1, and varying the temporal length of input frames from 20 to 200. Based on the result of different temporal lengths in Table 1a, we observe that the network yields the worst result when trained with the shortest video segments of 20 frames (800ms). The performance increases consistently as video segments become longer. When the duration of video clips increases to 100 frames (4s), mAP improves by 5.03%, and it further improves by 0.41% when the number of input frames becomes 200. This shows that sufficient temporal information in long-term video segments is necessary for ASD. Larger numbers

Table 1. Performance comparison by temporal lengths and number of speakers in Long-Short Context Modeling on AVA-ActiveSpeaker dataset.

(a) Importance of long-term intra-speaker modeling				
# Frames	20	100	200	
mAP(%)	87.79	92.82	93.23	
(b) Importance of short-term inter-speaker modeling				
Speakers	1	2	3	
mAP(%)	93.23	94.58	95.2	

of frames such as 400 consumes too much GPU memory; we found 200 to be a good balance between performance and memory cost.

Short-term Inter-speaker Context. We keep the temporal length as 200 frames and vary the number of speakers from 1 to 3 to investigate the importance of short-term inter-speaker modeling. We did not try even larger number of speakers because $> 99\%$ of videos in AVA-ActiveSpeaker dataset [36] have 3 or fewer speakers present in the same frame. From Table 1b, we observe that with more speakers included in training, mAP improves consistently. Since speakers in the same scene are correlated, modeling multiple context speakers in short-term inter-speaker context can contribute to the ASD task.

5.2. Comparison with State-of-the-Art

In this section, we validate our approach on four ASD datasets: AVA-ActiveSpeaker dataset [3], Columbia dataset [10], Talkies dataset [32] and Ego4D dataset [19] and compare with state-of-the-art methods.

AVA-ActiveSpeaker dataset. As shown in Table 2, LoCoNet achieves 95.2% mAP, which outperforms previous state-of-the-art EASEE [4] by 1.1%. Note that EASEE uses R3D architecture pretrained on Kinetics-400 [25] as the visual encoder while our method only uses a 2D ResNet trained from scratch.

Columbia ASD dataset. On this dataset, both TalkNet [38] and LoCoNet are trained on AVA-ActiveSpeaker and tested on Columbia dataset. As shown in Table 3, LoCoNet outperforms previous state-of-the-art TalkNet by 22% in average F1 score, which indicates our Long-Short Context Modeling is more robust and generalizable compared with long-term-only context modeling in TalkNet.

Talkies set. We evaluate LoCoNet, MAAS-TAN [32], TalkNet [38] and EASEE [4] on Talkies under different settings including (i) trained on AVA-ActiveSpeaker, (ii) trained on Talkies, and (iii) first trained on AVA-ActiveSpeaker and then fine-tuned on Talkies. As shown in Table 4, LoCoNet outperforms previous best methods by 1.7%, 2.5%,

Table 2. Comparison with the state-of-the-art on the AVA-ActiveSpeaker validation set with mAP and Area Under the Curve (AUC). E2E is short for end-to-end.

Method	Encoder		E2E	mAP (%)	AUC (%)
	V	A			
ASCNet [3]	R-18 [20]	R-18	✗	87.1	-
MAAS [32]	R-18	R-18	✗	88.8	-
Unicon [47]	R-18	R-18	✗	92.2	97.0
TalkNet [38]	R-18+VTCN	R-34	✓	92.3	96.8
ASDNet [30]	ResNext-101	R-18	✗	93.5	-
EASEE [4]	3D R-50	R-18	✓	94.1	-
LoCoNet	R-18+VTCN	VGGFrame	✓	95.2	98.0

Table 3. Performance comparison on Columbia Active Speaker Detection Dataset with F1 metric. Both TalkNet and LoCoNet are trained on AVA-ActiveSpeaker dataset.

Method	Speaker					Avg
	Bell	Boll	Lieb	Long	Sick	
TalkNet [38]	32.14	59.25	56.43	30.53	52.14	46.10
LoCoNet	54.01	49.08	80.22	80.35	76.77	68.08

and 2.7% in these three settings, respectively. Besides the long-term temporal information that all three methods use, EASEE models per-frame speakers interaction, and LoCoNet models short-term intra-speaker context. This shows the efficacy of our proposed disjoint Long-Short Context Modeling.

Ego4D dataset. We further evaluate our method on the largest egocentric dataset, Ego4D Audio-Visual benchmark. As shown in Table 5, LoCoNet outperforms previous state-of-the-art by 0.56% under zero-shot settings. We believe this marginal improvement is because the large domain gap between egocentric and exocentric datasets make both methods perform poorly. When training on Ego4D, LoCoNet achieves an mAP of 59.69%, outperforming TalkNet by 8.03%. In egocentric videos, visual cues of the target speaker normally have jittery backgrounds and are less clear than in exocentric videos. This big improvement indicates inter-speaker context modeling, which TalkNet misses, is quite useful to this kind of videos.

5.3. Challenging scenario evaluation

Quantitative analysis. We further validate the efficacy of our proposed Long-Short Context Modeling by analyzing the difficult cases: (i) small faces in the video, and (ii) many people in the same scene.

In the first case, following the separation rules used by some ASD methods [3, 4, 38], we divide face tracks into three categories. (i) **Small**: faces with a width less than 64

Table 4. Performance comparison on Talkies dataset under different training settings: train on AVA-ActiveSpeaker dataset alone, train on Talkies dataset alone, or train on AVA-ActiveSpeaker dataset and finetune on Talkies dataset.

Method	Train Set		mAP (%)
	AVA	Talkies	
MAAS-TAN [32]	✓	✗	79.1
TalkNet [38]	✓	✗	86.5
EASEE [4]	✓	✗	86.7
LoCoNet	✓	✗	88.4
TalkNet [38]	✗	✓	93.2
EASEE [4]	✗	✓	93.6
LoCoNet	✗	✓	96.1
TalkNet [38]	✓	✓	94.4
EASEE [4]	✓	✓	94.5
LoCoNet	✓	✓	97.2

Table 5. Performance comparison on Ego4D dataset between TalkNet and LoCoNet with mAP. Two different training settings are tried: train on AVA-ActiveSpeaker dataset, or train on Ego4D dataset.

Method	training set	mAP(%)
TalkNet [38]	AVA	34.36
LoCoNet	AVA	34.93
TalkNet [38]	Ego4D	51.66
LoCoNet	Ego4D	59.69

pixels; (ii) **Medium**: faces with a width between 64 pixels and 128 pixels; (iii) **Large**: faces with width larger than 128 pixels. In the second case, we divide the face tracks by 1, 2 or 3 speakers present in the same frame.

The results are shown in Table 6 and Table 7 respectively. The proposed LoCoNet performs consistently the best across all scenarios. The improvement of LoCoNet over other methods becomes more obvious when the number of faces is 3 or face size is small and our approach outperforms the second best by about 3.5% in both cases. This further verifies the importance of short-term inter-speaker modeling: even when the active speaker is not salient in the frame or there are many speakers, our method still effectively models the interactions of context speakers and thus infers speaking activity of the target person.

Qualitative analysis. Fig 4 shows some results of LoCoNet on AVA-ActiveSpeaker [36] along with TalkNet [38]’s results and groundtruth labels. The left three columns show four visible speakers talking. This is challenging because it is hard to distinguish the active speaker when more than one conversation is happening. LoCoNet successfully locates the active speaker of the complicated conversations

Table 6. Performance comparison with mAP regarding different face sizes. Percentage of each scenario is presented under each scenario.

Method	Face Size		
	Small (18%)	Medium (30%)	Large (52%)
ASCNet [3]	56.2	79.0	92.2
MAAS [32]	55.2	79.4	93.0
TalkNet [38]	63.7	85.9	95.3
ASDNet [30]	74.3	89.8	96.3
EASEE [4] ^a	79.3	93.2	97.7
LoCoNet	77.8	93.0	97.3

^aResults of EASEE on face size should be erroneous considering the average mAP of EASEE is actually 1.1% lower than proposed LoCoNet in Table 2.

Table 7. Performance comparison with mAP regarding different number of visible faces. Percentage of each scenario is presented under each scenario.

Method	# Faces		
	1 (45%)	2 (33%)	3 (11%)
ASCNet [3]	91.8	83.8	67.6
MAAS [32]	93.3	85.8	68.2
TalkNet [38]	95.4	89.6	80.3
ASDNet [30]	95.7	92.4	83.7
EASEE [4]	96.5	92.4	83.9
LoCoNet	97.0	94.6	87.3

while TalkNet fails to do this. The right three columns present a video clip where in the first two frames, the active speaker is actually the woman with a very small visible face at the background, and the man with a huge visible face is not speaking. TalkNet does not locate the active speaker in this case while LoCoNet does. By utilizing both long-term intra-speaker context for speaking pattern recognition, and short-term inter-speaker context for conversation pattern recognition, our approach better overcomes challenging speaking scenarios. However, in the last frame, both methods fail to recognize the active speaker at the back with a very small visible face. This scenario is especially challenging since the two active speakers are in separate conversations, thus it’s hard to infer speaking activity of the speaker at the back from context speakers.

5.4. Design Choices

Audio Encoder. We evaluate the performance of different audio backbones that take Mel-spectrogram of the audio signal as input. 2D ResNet [20] is widely used by ASD methods [3, 4, 30, 32, 38, 47]. We compare ResNet-18 [20]



Figure 4. Results comparison of LoCoNet and TalkNet on challenging scenarios of AVA-ActiveSpeaker validation dataset. The red box denotes inactive speaker, and the green box denotes active speaker. Left three columns are showing a multiple people conversation which include conversation of four people, and separate conversation of two. Right three columns are scenes where active speaker has small face size.

Table 8. Comparison of LoCoNet with different audio encoder on the AVA-ActiveSpeaker validation set using mAP.

Audio Backbone	mAP(%)
2D ResNet [20]	94.2
VGGFrame	95.2

pretrained on ImageNet [13] with our VGGFrame pretrained on AudioSet [17]. The result is shown in Table 8. Changing audio backbone from 2D ResNet to VGGFrame brings a performance increase of about 1% mAP. This shows that using an audio encoder pretrained on audio datasets can be more effective than a common vision encoder.

Context Modeling. We investigate various designs to model long-term and short-term speaker-temporal context: 1) **temporal modeling only** [38] where a temporal self-attention module is applied to learn the long-term temporal relations. 2) **Non-local global speaker-temporal modeling** [42] captures pairwise relationships between all the speakers across all the temporal frames. 3) **Divided speaker-temporal modeling** [6] contains temporal modeling of each individual speaker, and captures all speakers within each single frame. 4) **Proposed LSCM** where long-term intra-speaker modeling leverages a Transformer layer to learn the common cues that indicate speaking activity, and a small convolutional network for short-term inter-speaker modeling to learn the interaction of context speakers.

The evaluation results are shown in Table 9. If only temporal modeling is applied, the network achieves 94.23% mAP, which is lower than almost all variants with speaker-temporal context. LoCoNet with non-local global speaker-temporal modeling applied performs slightly worse. Non-local global attention models the pairwise relations of all temporal frames and all speakers, but most of these pairs are weakly or not correlated, hindering performance while increasing memory use. Divided speaker-temporal modeling improves mAP by

Table 9. Performance Evaluation of various context modeling designs.

Design	mAP(%)
Temporal-only	94.23
Non-local global speaker temporal modeling	94.20
Divided speaker temporal modeling	94.75
LSCM	95.18

about 0.52%. Speakers in the same frame are correlated but since each frame is considered separately, it cannot learn dynamic information about conversation. Our proposed context modeling gets the best mAP of 95.2%, and contributes an additional 1% in mAP compared to the network that only uses temporal modeling. We also tried replacing the convolutional network with local self-attention in modeling short-term inter-speaker context, and the result is similar to that of LSCM. This further shows the effectiveness of the combination of long-term intra-speaker modeling and short-term inter-speaker modeling.

6. Conclusion

In this work, we observe that the speaker activity could be more efficiently inferred from long-term intra-speaker context and short-term inter-speaker context. We thus design an end-to-end long-short context ASD framework that utilizes attention-machanism to model long-term intra-speaker context and convolutional network to model short-term inter-speaker context. With a simpler backbone network, our method achieves state-of-the-art performance on 4 main-stream ASD benchmarks and significantly outperforms previous sota by 22% on Columbia dataset and 8.0% on Ego4D dataset. We also show that in challenging scenarios such as where multiple speakers are present in the same scene or speakers have small faces, our proposed method outperforms previous methods significantly. All of these shows the

robustness and effectiveness of our method. Future explorations include generalizing our model to both egocentric and exocentric videos to make it more practical for real-world applications.

References

- [1] Triantafyllos Afouras, Joon Son Chung, Andrew Senior, Oriol Vinyals, and Andrew Zisserman. Deep audio-visual speech recognition. *IEEE transactions on pattern analysis and machine intelligence*, 2018. [2](#)
- [2] Abien Fred Agarap. Deep learning using rectified linear units (relu). *arXiv preprint arXiv:1803.08375*, 2018. [5](#)
- [3] Juan León Alcázar, Fabian Caba, Long Mai, Federico Perazzi, Joon-Young Lee, Pablo Arbeláez, and Bernard Ghanem. Active speakers in context. In *Proceedings of the IEEE/CVF Conference on Computer Vision and Pattern Recognition*, pages 12465–12474, 2020. [1](#), [2](#), [3](#), [4](#), [5](#), [6](#), [7](#)
- [4] Juan Leon Alcazar, Moritz Cordes, Chen Zhao, and Bernard Ghanem. End-to-end active speaker detection. *arXiv preprint arXiv:2203.14250*, 2022. [1](#), [2](#), [3](#), [4](#), [5](#), [6](#), [7](#)
- [5] Aayush Bansal, Shugao Ma, Deva Ramanan, and Yaser Sheikh. Recycle-gan: Unsupervised video retargeting. In *Proceedings of the European conference on computer vision (ECCV)*, pages 119–135, 2018. [1](#)
- [6] Gedas Bertasius, Heng Wang, and Lorenzo Torresani. Is space-time attention all you need for video understanding? In *ICML*, volume 2, page 4, 2021. [8](#)
- [7] Andrew P Bradley. The use of the area under the roc curve in the evaluation of machine learning algorithms. *Pattern recognition*, 30(7):1145–1159, 1997. [5](#)
- [8] Fabian Caba Heilbron, Victor Escorcia, Bernard Ghanem, and Juan Carlos Niebles. Activitynet: A large-scale video benchmark for human activity understanding. In *Proceedings of the IEEE conference on computer vision and pattern recognition*, pages 961–970, 2015. [5](#)
- [9] Joao Carreira and Andrew Zisserman. Quo vadis, action recognition? a new model and the kinetics dataset. In *proceedings of the IEEE Conference on Computer Vision and Pattern Recognition*, pages 6299–6308, 2017. [2](#)
- [10] Punarjay Chakravarty and Tinne Tuytelaars. Cross-modal supervision for learning active speaker detection in video. In *European Conference on Computer Vision*, pages 285–301. Springer, 2016. [1](#), [2](#), [5](#), [6](#)
- [11] Honglie Chen, Weidi Xie, Andrea Vedaldi, and Andrew Zisserman. Vggsound: A large-scale audio-visual dataset. In *ICASSP 2020-2020 IEEE International Conference on Acoustics, Speech and Signal Processing (ICASSP)*, pages 721–725. IEEE, 2020. [3](#), [5](#)
- [12] François Chollet. Xception: Deep learning with depthwise separable convolutions. In *Proceedings of the IEEE conference on computer vision and pattern recognition*, pages 1251–1258, 2017. [5](#)
- [13] Jia Deng, Wei Dong, Richard Socher, Li-Jia Li, Kai Li, and Li Fei-Fei. Imagenet: A large-scale hierarchical image database. In *2009 IEEE conference on computer vision and pattern recognition*, pages 248–255. Ieee, 2009. [2](#), [8](#)
- [14] Yifan Ding, Yong Xu, Shi-Xiong Zhang, Yahuan Cong, and Liqiang Wang. Self-supervised learning for audio-visual speaker diarization. In *ICASSP 2020-2020 IEEE International Conference on Acoustics, Speech and Signal Processing (ICASSP)*, pages 4367–4371. IEEE, 2020. [1](#)
- [15] Daniel Garcia-Romero, David Snyder, Gregory Sell, Daniel Povey, and Alan McCree. Speaker diarization using deep neural network embeddings. In *2017 IEEE International Conference on Acoustics, Speech and Signal Processing (ICASSP)*, pages 4930–4934. IEEE, 2017. [1](#)
- [16] Israel D Gebru, Sileye Ba, Xiaofei Li, and Radu Horaud. Audio-visual speaker diarization based on spatiotemporal bayesian fusion. *IEEE transactions on pattern analysis and machine intelligence*, 40(5):1086–1099, 2017. [1](#)
- [17] Jort F Gemmeke, Daniel PW Ellis, Dylan Freedman, Aren Jansen, Wade Lawrence, R Channing Moore, Manoj Plakal, and Marvin Ritter. Audio set: An ontology and human-labeled dataset for audio events. In *2017 IEEE international conference on acoustics, speech and signal processing (ICASSP)*, pages 776–780. IEEE, 2017. [2](#), [5](#), [8](#)
- [18] Yuan Gong, Yu-An Chung, and James Glass. Ast: Audio spectrogram transformer. *arXiv preprint arXiv:2104.01778*, 2021. [3](#)
- [19] Kristen Grauman, Andrew Westbury, Eugene Byrne, Zachary Chavis, Antonino Furnari, Rohit Girdhar, Jackson Hamburger, Hao Jiang, Miao Liu, Xingyu Liu, et al. Ego4d: Around the world in 3,000 hours of egocentric video. In *Proceedings of the IEEE/CVF Conference on Computer Vision and Pattern Recognition*, pages 18995–19012, 2022. [1](#), [2](#), [5](#), [6](#)
- [20] Kaiming He, Xiangyu Zhang, Shaoqing Ren, and Jian Sun. Deep residual learning for image recognition. In *Proceedings of the IEEE conference on computer vision and pattern recognition*, pages 770–778, 2016. [2](#), [5](#), [6](#), [7](#), [8](#)
- [21] Shawn Hershey, Sourish Chaudhuri, Daniel PW Ellis, Jort F Gemmeke, Aren Jansen, R Channing Moore, Manoj Plakal, Devin Platt, Rif A Saurous, Bryan Seybold, et al. Cnn architectures for large-scale audio classification. In *2017 IEEE international conference on acoustics, speech and signal processing (icassp)*, pages 131–135. IEEE, 2017. [2](#), [3](#), [4](#)
- [22] Sepp Hochreiter and Jürgen Schmidhuber. Long short-term memory. *Neural computation*, 9(8):1735–1780, 1997. [3](#)
- [23] Sergey Ioffe and Christian Szegedy. Batch normalization: Accelerating deep network training by reducing internal covariate shift. In *International conference on machine learning*, pages 448–456. PMLR, 2015. [5](#)
- [24] Soo-Han Kang and Ji-Hyeong Han. Video captioning based on both egocentric and exocentric views of robot vision for human-robot interaction. *International Journal of Social Robotics*, pages 1–11, 2021. [1](#)
- [25] Will Kay, Joao Carreira, Karen Simonyan, Brian Zhang, Chloe Hillier, Sudheendra Vijayanarasimhan, Fabio Viola, Tim Green, Trevor Back, Paul Natsev, et al. The kinetics human action video dataset. *arXiv preprint arXiv:1705.06950*, 2017. [6](#)
- [26] You Jin Kim, Hee-Soo Heo, Soyeon Choe, Soo-Whan Chung, Yoohwan Kwon, Bong-Jin Lee, Youngki Kwon, and Joon Son Chung. Look who’s talking: Active speaker detection in the wild. *arXiv preprint arXiv:2108.07640*, 2021. [1](#)

- [27] Diederik P Kingma and Jimmy Ba. Adam: A method for stochastic optimization. *arXiv preprint arXiv:1412.6980*, 2014. 5
- [28] Thomas N Kipf and Max Welling. Semi-supervised classification with graph convolutional networks. *arXiv preprint arXiv:1609.02907*, 2016. 3
- [29] Qiuqiang Kong, Yin Cao, Turab Iqbal, Yuxuan Wang, Wenwu Wang, and Mark D Plumbley. Panns: Large-scale pre-trained audio neural networks for audio pattern recognition. *IEEE/ACM Transactions on Audio, Speech, and Language Processing*, 28:2880–2894, 2020. 2
- [30] Okan Köpüklü, Maja Taseska, and Gerhard Rigoll. How to design a three-stage architecture for audio-visual active speaker detection in the wild. In *Proceedings of the IEEE/CVF International Conference on Computer Vision*, pages 1193–1203, 2021. 1, 2, 3, 4, 5, 6, 7
- [31] Colin Lea, Rene Vidal, Austin Reiter, and Gregory D Hager. Temporal convolutional networks: A unified approach to action segmentation. In *European conference on computer vision*, pages 47–54. Springer, 2016. 5
- [32] Juan León-Alcázar, Fabian Caba Heilbron, Ali Thabet, and Bernard Ghanem. Maas: Multi-modal assignation for active speaker detection. *arXiv preprint arXiv:2101.03682*, 2021. 1, 2, 3, 4, 5, 6, 7
- [33] Bing Li, Chia-Wen Lin, Boxin Shi, Tiejun Huang, Wen Gao, and C-C Jay Kuo. Depth-aware stereo video retargeting. In *Proceedings of the IEEE Conference on Computer Vision and Pattern Recognition*, pages 6517–6525, 2018. 1
- [34] F. Pedregosa, G. Varoquaux, A. Gramfort, V. Michel, B. Thirion, O. Grisel, M. Blondel, P. Prettenhofer, R. Weiss, V. Dubourg, J. Vanderplas, A. Passos, D. Cournapeau, M. Brucher, M. Perrot, and E. Duchesnay. Scikit-learn: Machine learning in Python. *Journal of Machine Learning Research*, 12:2825–2830, 2011. 5
- [35] Mirco Ravanelli and Yoshua Bengio. Speaker recognition from raw waveform with sincnet. In *2018 IEEE Spoken Language Technology Workshop (SLT)*, pages 1021–1028. IEEE, 2018. 3
- [36] Joseph Roth, Sourish Chaudhuri, Ondrej Klejch, Radhika Marvin, Andrew Gallagher, Liat Kaver, Sharadh Ramaswamy, Arkadiusz Stopczynski, Cordelia Schmid, Zhonghua Xi, et al. Ava active speaker: An audio-visual dataset for active speaker detection. In *ICASSP 2020-2020 IEEE International Conference on Acoustics, Speech and Signal Processing (ICASSP)*, pages 4492–4496. IEEE, 2020. 1, 2, 5, 6, 7
- [37] Gabriel Skantze. Turn-taking in conversational systems and human-robot interaction: a review. *Computer Speech & Language*, 67:101178, 2021. 1
- [38] Ruijie Tao, Zexu Pan, Rohan Kumar Das, Xinyuan Qian, Mike Zheng Shou, and Haizhou Li. Is someone speaking? exploring long-term temporal features for audio-visual active speaker detection. In *Proceedings of the 29th ACM International Conference on Multimedia*, pages 3927–3935, 2021. 1, 2, 3, 4, 5, 6, 7, 8
- [39] Andrea Thomaz, Guy Hoffman, Maya Cakmak, et al. Computational human-robot interaction. *Foundations and Trends® in Robotics*, 4(2-3):105–223, 2016. 1
- [40] Ashish Vaswani, Noam Shazeer, Niki Parmar, Jakob Uszkoreit, Llion Jones, Aidan N Gomez, Łukasz Kaiser, and Illia Polosukhin. Attention is all you need. *Advances in neural information processing systems*, 30, 2017. 2, 4
- [41] Quan Wang, Carlton Downey, Li Wan, Philip Andrew Mansfield, and Ignacio Lopez Moreno. Speaker diarization with lstm. In *2018 IEEE International conference on acoustics, speech and signal processing (ICASSP)*, pages 5239–5243. IEEE, 2018. 1
- [42] Xiaolong Wang, Ross Girshick, Abhinav Gupta, and Kaiming He. Non-local neural networks. In *Proceedings of the IEEE conference on computer vision and pattern recognition*, pages 7794–7803, 2018. 3, 8
- [43] Yue Wang, Yongbin Sun, Ziwei Liu, Sanjay E Sarma, Michael M Bronstein, and Justin M Solomon. Dynamic graph cnn for learning on point clouds. *Acm Transactions On Graphics (tog)*, 38(5):1–12, 2019. 3
- [44] Eric Zhongcong Xu, Zeyang Song, Chao Feng, Mang Ye, and Mike Zheng Shou. Ava-avd: Audio-visual speaker diarization in the wild. *arXiv preprint arXiv:2111.14448*, 2021. 1
- [45] Zhuoqian Yang, Wentao Zhu, Wayne Wu, Chen Qian, Qiang Zhou, Bolei Zhou, and Chen Change Loy. Transmomo: Invariance-driven unsupervised video motion retargeting. In *Proceedings of the IEEE/CVF Conference on Computer Vision and Pattern Recognition*, pages 5306–5315, 2020. 1
- [46] J Yuan, M Liberman, and C Cieri. Interspeech 2006 towards an integrated understanding of speaking rate in conversation. In *Interspeech*, 2006. 1
- [47] Yuanhang Zhang, Susan Liang, Shuang Yang, Xiao Liu, Zhongqin Wu, Shiguang Shan, and Xilin Chen. Unicon: Unified context network for robust active speaker detection. In *Proceedings of the 29th ACM International Conference on Multimedia*, pages 3964–3972, 2021. 6, 7