

Exploiting Style Transfer-based Task Augmentation for Cross-Domain Few-Shot Learning

Shuzhen Rao, Jun Huang, Zengming Tang

Abstract—In cross-domain few-shot learning, the core issue is that the model trained on source tasks from source domains can not generalize well to target tasks from the target domain, especially when the domain shift is very large. Motivated by the observation that the domain shift between training tasks and target tasks usually can reflect in their style variation, we propose Task Augmented Meta-Learning (TAML) to conduct style transfer-based task augmentation to improve the domain generalization ability. Firstly, Multi-task Interpolation (MTI) is introduced to perform feature fusion on tasks from different tasks with different styles, which makes more diverse styles available. Furthermore, a novel task-augmentation strategy called Multi-Task Style Transfer (MTST) is put forward to perform style transfer on existing tasks to learn discriminative style-independent features. At last, we introduce Feature Modulation module (FM) to add random styles, which aims to improve the generalization of our model. The proposed TAML increases the diversity of styles of training tasks, and contributes to training a model with better domain generalization ability. The effectiveness is demonstrated via theoretical analysis and thorough experiments on two popular cross-domain few-shot benchmarks.

Index Terms—Cross-domain few-shot learning, meta-learning, style transfer, domain augmentation, domain generalization.

I. INTRODUCTION

FEW-SHOT learning (FSL) aims to classify query samples from novel classes with only few labeled support samples in each class. Recently, various approaches have been proposed to addressing the FSL problem [1]–[7]. Among these FSL methods, metric-based meta-learning methods [1]–[3], [7] have achieved impressive performance when testing tasks are sampled from the same domain as training tasks. In general, they make the prediction based on the similarity between features of query samples and support samples. However, these methods can not generalize well to novel classes from unseen domains. In some practical application scenarios, constructing large training datasets for rare classes is almost impossible, making it essential to improve the generalization ability of the model to unseen domains. As a result, the cross-domain few-shot learning (CD-FSL) problem, where training tasks and target tasks are sampled from completely different domains, has received considerable attention [8]. The core issue in CD-FSL is how to understand and address the large domain shift between source domains and the target domain. If the domain shift is very large, the feature extractor and metric function

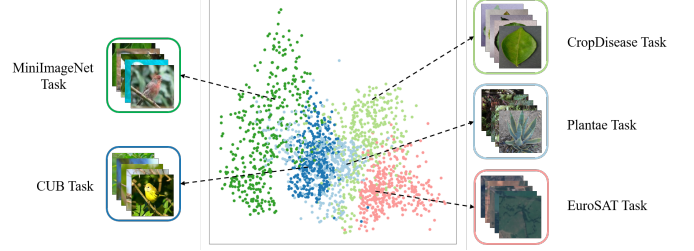


Fig. 1. T-SNE visualization of the task style statistics. Each node refers to the concatenation of mean and variance of the correspondingly task, which are calculated with a random residual block of pretrained ResNet-10. Style variation exists in training tasks and target tasks.

trained on source tasks sampled from source domains can not generalize well to target tasks sampled from target domain, especially when there are only a few samples in each task.

Recently, some unsupervised domain adaptation techniques [9], [10] have been introduced to alleviate the domain shift issue. However, utilizing unlabeled images in the target domain during training is not realistic, because the target domain is totally unseen in the training stage sometimes in practical application scenarios. For the sake of generalizing to unseen domains without accessing any data from those domains, more domain generalization methods have been proposed in recent years. But domain generalization methods assume that training tasks and testing tasks share the same categories. Furthermore, cross-domain few-shot learning methods [8], [11]–[13] emphasize that testing tasks contain novel categories from unseen domains. As demonstrated in [14], increasing the diversity of the dataset can substantially improve the generalization of representations. ATA [13] conducts adversarial task augmentation to improve the generalization of the model. However, the effect of adversarial augmentation is limited because of its complexity when a few samples are available in CD-FSL. Some task-agnostic methods [8], [12] focus on introducing naive instance-level data augmentation strategies to augment the source domain from different perspectives. It is worth noting that, on the one hand, instance-level data augmentation can not increase the number of meta-training tasks, and will not work in improving the generalization to new tasks. Different from them, the proposed task-level augmentation can increase the number of meta-training tasks directly. On the other hand, instance-level style can not represent the domain or task style, and will not work in reducing the large domain shift. In contrast, task-level style can perform better, which is

Manuscript received **** *, 2023.

This work was supported by National Key R&D Program of China (2020YFC1523202). (Corresponding author: Jun Huang.)

Authors are with the Shanghai Advanced Research Institute, Chinese Academy of Sciences, University of Chinese Academy of Sciences. (e-mail: raosz@sari.ac.cn; huangj@sari.ac.cn; tangzengming2019@sari.ac.cn)

obtained based on features of several images in each class.

In this paper, we hope to tackle the cross-domain few-shot problem with simple yet effective task augmentation. It is observed that the domain shift between training tasks and target tasks can reflect in differences in their styles, including resolution, color contrast, and illumination [15]. To demonstrate the necessity of task style transfer, we visualize the task style statistics of different domains in Figure 1. It is clear in this figure that, style variation exists in training tasks and target tasks. A model with good generalization ability should extract discriminative domain-independent or style-independent features. Motivated by this observation, our key idea is to provide more diverse styles of source tasks by style transfer-based task augmentation.

Thus, we propose Task-Augmented Meta-Learning (TAML) to conduct style transfer-based task augmentation and expand the diversity of source domains. To the best of our knowledge, this is the first work to apply style transfer to achieve task augmentation. Concretely, Multi-task Interpolation (MTI) is firstly introduced to perform feature fusion on original tasks from different domains and generate the interpolated task. MTI makes more diverse domains or styles available for training by fusion. Compared with pairwise task interpolation, MTI is more efficient and effective. Then, Multi-Task Style Transfer (MTST) is proposed to further increase the diversity of training tasks. We can obtain new task style parameters with the interpolated task, and conduct style transfer on original tasks to obtain style-transferred tasks. By utilizing original class information, training on style-transferred tasks contributes to a more domain-generalizable model that can extract style-independent features. To simulate more feature distributions by adding random styles, we meta-learn to transform features of new tasks generated by MTST in the Feature Modulation module (FM). The proposed task augmentation increases the diversity of styles of training tasks and generate new features and classes effectively to compensate source domains.

In summary, we make the following contributions in this work:

- We propose a novel style transfer-based task augmentation method called Task-Augmented Meta-Learning (TAML) to bridge the domain shift in CD-FSL through more styles of training tasks.
- Multi-task Interpolation (MTI) is introduced to perform feature fusion on tasks efficiently and effectively, which increases the diversity of training tasks and makes more diverse styles available.
- A novel task-augmentation strategy called Multi-Task Style Transfer (MTST) is put forward to perform style transfer on existing tasks based on styles obtained by MTI. MTST further utilizes original category information to learn discriminative style-independent features.
- We introduce Feature Modulation module (FM) to affine transform styles of new tasks, which contributes to simulating various styles and training a more domain-generalizable model.
- TAML empirically outperforms state-of-the-art CD-FSL approaches on two popular cross-domain few-shot benchmarks, demonstrating its significant effectiveness.

II. RELATED WORK

A. Few-shot learning

In the Few-shot Learning (FSL) problem, only a limited number of samples with supervised information are available. Existing few-shot learning methods can be roughly categorized into two groups, optimization-based methods [4], [16] and metric-based methods [2], [3]. Optimization-based methods meta-learn a generalizable model initialization, and then adapt the model to a novel task with a few number of SGD steps. Metric-based frameworks embed samples into a low dimensional space, where congeneric samples are closer together while inhomogeneous samples can be easier to be differentiated.

The above methods assume that samples for training and testing are from the same domain. Research [17] points out that existing metric-based few-shot methods fail to generalize to novel target classes when the source dataset and the target dataset are disjoint. Thus, in this paper, we mainly stick to the metric-based methods and try to improve their performance under the cross-domain setting.

B. Cross-domain few-shot learning

Although various meta-learning models for few-shot classification have achieved impressive performance, they fail to generalize to unseen domains because of domain shift between the source domain and target domain. Cross-domain few-shot learning is a branch of few shot image classification, where training and target tasks are sampled from different domains. We can make use of these data of different domains to make the few-shot classifier more robust. A new benchmark called ECCV 2020 challenge or BSCD-FSL [18] has been proposed for this problem.

Some cross-domain few-shot learning methods improve the performance on the target domain by batch spectral regularization, model ensemble and large margin mechanism. The group of methods can cause a huge burden of complexity and memory. Other methods focus on augmenting the meta-training set from different perspectives. FWT [8] proposes feature-wise transformation layers to simulate various domains of image features during training. LRP [11] dynamically finds and emphasizes the features which are important for the predictions based on existing explanation methods. Inspired by Xmixup [19], Meta-FDMixup [12] mixes source images and newly introduced auxiliary images, and learns to disentangle more distinguishable domain-irrelevant and the domain-specific images features. Different from above task-agnostic methods, ATA [13] generates the inductive bias-adaptive ‘challenging’ tasks through adversarial task augmentation to improve the robustness of inductive bias. However, the adversarial augmentation is complex and shows limited effect for the few-shot setting. Our method conduct feature-based task augmentation by interpolation and style transfer, which are simple yet effective.

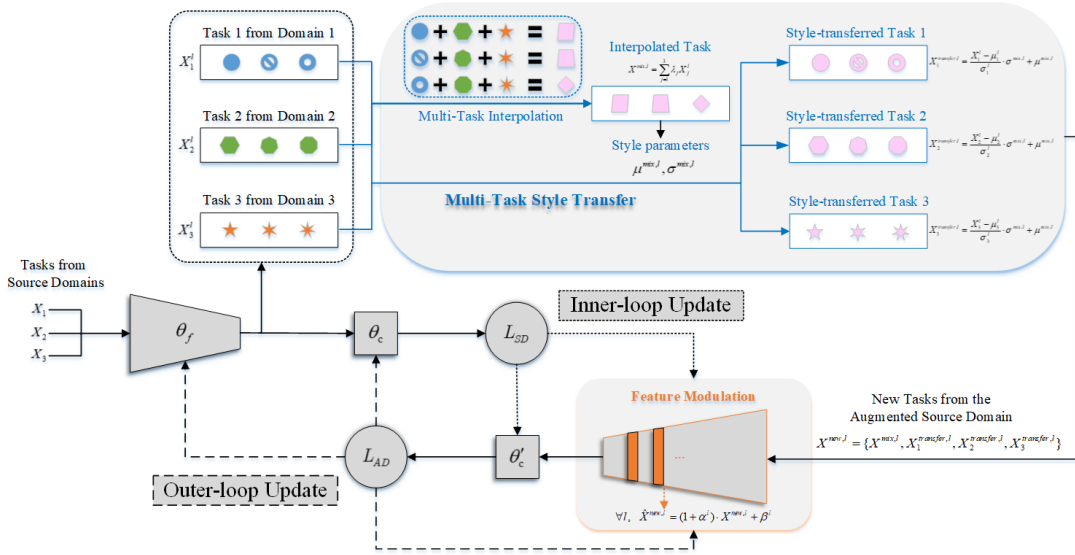


Fig. 2. The diagram of our Task-Augmentation Meta-Learning (TAML). The key idea is to conduct style transfer-based task augmentation. Concretely, we propose Multi-Task Interpolation, Multi-Task Style Transfer and Feature Modulation, which augments the source domain by conducting interpolation, style transfer, and affine transformation to tasks. The proposed task augmentation increases the diversity of training tasks and improves the generalization ability of the model.

C. Data augmentation

An advanced data augmentation method termed as Mixup [20] is proposed to alleviate the overfitting issue and improve the robustness of the network. On the basis of mixup, some variants have been proposed recently, including CutMix [21], Manifold Mixup [22], AugMix [23], PuzzleMix [24] and so on. These mixup methods are designed for the classical image classification task. Recent domain-agnostic techniques, e.g. Meta-MaxUp [25] and MetaMix [26], have augmented tasks by applying Mixup and its variants to each task. Unlike these domain-agnostic augmentation strategies that apply data augmentation on each task individually, MLTI [27] directly densifies the task distribution by generating additional tasks from pairs of existing tasks. As a task-level data augmentation methods, MLTI outperforms all of these above instance-level data augmentation techniques, because it considers the limited number of tasks and densifies the task distribution for training. Thus, we are inspired to conduct task interpolation and style transfer on multiple tasks from source domains, making more styles of training tasks available and the model more generalizable. Different from Mixstyle [28], we utilize the feature statistics of training tasks to simulate tasks from different domains rather than samples. That is due to the fact that, task-level style parameters are more representative of the overall statistical characteristics of the domain than instances.

D. Domain generalization

Domain generalization (DG) methods aim to generalize from seen source domains to the unseen target domain as well without using samples from them [29]. DG methods can be split into three categories: feature-based methods, metric-based methods and data augmentation methods. The feature-based group learn to extract domain-invariant features across source domains [30], [31]. Metric-based methods enhance

generalization by adding a manually designed loss [32] or fusing multiple sub-classifiers learned from source domains [33]. Data augmentation methods augment source domains and utilize generated samples to train a more robust model [31]. For example, ADA [34] is proposed to conduct adaptive data augmentation by appending adversarial examples at each iteration. Our approach simulates domain shift by augmenting source domains, and meta-learns a robust task-shared feature extractor.

III. PROPOSED METHOD

In this section, we introduce the Cross-domain Few-shot Classification problem firstly. Then we illustrate the proposed Task-Augmented Meta-Learning (TAML) and describe the step-by-step algorithm, which consists of the proposed task augmentation and the meta-learning on the augmented source domains. The diagram is shown in Figure 2.

A. Preliminaries

1) *The Metric-based Methods for Few-shot Classification:* Assume that the task distribution or domain is d_0 . Each few-shot task T_j consists of a support set \mathcal{S}_j and a query set \mathcal{Q}_j , i.e., $T_j = \{\mathcal{S}_j, \mathcal{Q}_j\}$, where $\mathcal{S}_j = \{(x_{i,j}^s, y_{i,j}^s)\}_{i=1}^{N \times K_s}$ and $\mathcal{Q}_j = \{(x_{i,j}^q, y_{i,j}^q)\}_{i=1}^{N \times K_q}$. Metric-based algorithms meta-learn a feature extractor F and a classifier C , which are parameterized by θ_f and θ_c respectively. For each task, we extract features of all samples from both \mathcal{S} and \mathcal{Q} with F , and then classify samples in \mathcal{Q} based on \mathcal{S} with C :

$$\hat{y}_i^q = \theta_c(\theta_f(x_i^q)). \quad (1)$$

The main difference among meta-learning models for few-shot classification lies in the design choices for the classifier. In this paper, we consider the following three different classifiers, i.e., MatchingNet [3], RelationNet [2] and GNN [35].

2) *The Cross-domain Few-shot Classification Setting*: Generally, the target tasks are assumed to be sampled from the source task distribution d_0 . However, in this work we consider the cross-domain few-shot classification. The domain is denoted as the distribution of the few-shot classification tasks. Concretely, source tasks are sampled from several known domains d_1, d_2, \dots, d_n . The goal is to learn a meta-learning model using the multiple source domains, such that the model can generalize to the unseen domain d_{n+1} . The main limitation is the low generalization ability of the meta-learning model to novel tasks sampled from target domains.

B. Task-Augmented Meta-Learning

Differences in environments can result in that different domains having different task distributions and holding different styles. In CD-FSL, low generalization ability means that the model can not generalize well to new styles of target tasks from the unseen target domain. For example, the model, which is trained with source tasks sampled from MiniImageNet, tends to perform badly on CUB. That is due to the fact that, though the source domain (MiniImageNet) and the target domain (CUB) share some similar classes, they differ in styles including resolution, color contrast, and illumination.

Based on the observation, we propose Task-Augmented Meta-Learning (TAML), and the insight is to design style transfer-based task augmentation to address cross-domain few-shot learning. Given a batch of tasks \mathbb{T} , we can obtain extra new tasks in the following form:

$$\mathbb{T}^{new} = F(I(\mathbb{T}) \cup S(\mathbb{T}, I(\mathbb{T}))), \quad (2)$$

where I is the function for combining styles of original tasks and provide new styles for training, S refers to the function that transferring original tasks to new styles obtained by I , and F imports uncertainty to each new tasks. The diagram of our proposed TAML is shown in Figure 2. Concretely in TAML, we propose Multi-Task Interpolation (MTI) as I , Multi-Task Style Transfer (MTST) as S , and Feature Modulation (FM) as F . The proposed task augmentation is simple yet effective, and increases the diversity of training tasks to improve generalization. The details of the proposed task augmentation are introduced in Section III-B1, III-B2 and III-B3 respectively.

1) *Task Augmentation by Multi-Task Interpolation*: Firstly, for the sake of improving the generalization ability of the model, our key idea is to make more styles of tasks available for training. Concretely, MTI is proposed to perform task interpolation on the original tasks. When feature fusion is performed on different tasks from source domains, style fusion occurs, and the style of the interpolated task will be a combination of the original ones. In this paper, we only consider the most common non-label-sharing scenarios in few-shot learning, where classes will be re-randomly assigned the label of $1, \dots, N$ in each task. So it is meaningless to directly interpolate the labels. In MTI, we conduct task interpolation in the feature-level and re-assign new labels to classes in each interpolated task. In addition, when performing task interpolation, the query set will be interpolated together with the support set. That ensures that the query set and support

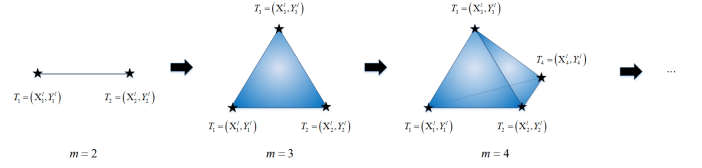


Fig. 3. Illustration of Multi-Task Interpolation (MTI). When $m = 2$, MTI only interpolates two tasks from the same domain, so interpolated tasks only exist on the edge of the triangle. When $m \geq 3$, MTI mixes tasks of multiple domains covering the whole area, meaning MTI introduces interpolated tasks with more information and higher diversity.

set still shares same classes in each interpolated task, like in original tasks. Thus, for the convenience in the process of task interpolation, we re-denote each task as $T_j = (X_j, Y_j)$, where:

$$X_j = (x_{1,j}^s, x_{2,j}^s, \dots, x_{N \times K_s,j}^s, x_{1,j}^q, x_{2,j}^q, \dots, x_{N \times K_q,j}^q), \quad (3)$$

$$Y_j = (y_{1,j}^s, y_{2,j}^s, \dots, y_{N \times K_s,j}^s, y_{1,j}^q, y_{2,j}^q, \dots, y_{N \times K_q,j}^q). \quad (4)$$

To achieve more flexible task interpolation, we denote X_j^l as features of task T_j output in l_{th} layer of the feature extractor.

Specifically, in each iteration, we sample tasks from source domains and get a set of n tasks $\{T_j = (X_j, Y_j)\}_{j=1}^n$. We can interpolate m random multiple tasks and get the interpolated features:

$$X^{mix,l} = \sum_{j=1}^m (\lambda_j X_j^l), \quad (5)$$

where $m \in [2, n]$ and the weights $\{\lambda_j\}_{j=1}^m$ are sampled from the predefined Dirichlet distribution:

$$\lambda = [\lambda_1, \lambda_2, \dots, \lambda_m] \sim \text{Dirichlet}(\gamma). \quad (6)$$

The interpolated classes are regarded as totally new classes in the interpolated task. With a re-assigned hot-vector of labels Y^{mix} , we can generate a new interpolated task $T^{mix,l} = (X^{mix,l}, Y^{mix})$, which in the augmented source domain. The style of $T^{mix,l}$ will be the combination of $\{T_j^l = (X_j^l, Y_j^l)\}_{j=1}^m$. Additionally, since these interpolated classes may different from any classes in source domains, our interpolation would add number of classes and increases the diversity of tasks for training.

The illustration of MTI is shown in Figure 3. When $m = 2$, MTI degenerates into MLTI [27], which only interpolates pairs of tasks and generates tasks between two tasks (the lines between vertex). When $m \geq 3$, we can conduct task interpolation on tasks sampled from multiple domains, and interpolated tasks can be subject to a larger task distribution (the whole area). Given n tasks from different n source domains, pairwise task interpolation needs $O(n \times n)$ interpolations to obtain all domain combinations, and MTI needs only one interpolation. Thus, compared with recent work using Mixup or Manifold Mixup for interpolation [25]–[27], our method is more efficient and effective.

2) *Task Augmentation by Multi-Task Style Transfer*: Based on MTI, to learn discriminative domain-independent or style-independent features, MTST generates new tasks that hold different styles while maintaining the original class information unchanged. By further utilizing original class information in source domains, MTST ensures that the model can perform well on tasks both before and after style transfer, which represents the high domain generalization ability of the model. Then it comes to how to obtain the style parameters of the task or domain based on the extracted features, and then perform task style transfer. It is shown in the previous study [36] that, high-level layers extract the semantic information, while low-level layers process color and texture information. That means the low-level features over all images in one task can be regarded as the “style” of the task or the domain it comes from. Thus in our MTST, the calculation of style parameters and style transfer of original tasks is conducted with low-level features.

Before conducting style transfer, the style normalization can be achieved with the feature statistics of original task j :

$$\mu_j^l = \frac{1}{N} \sum_{i=1}^{N \times (K_s + K_q)} (x_{i,j}^l), \quad (7)$$

$$\sigma_j^l = \frac{1}{N} \sum_{i=1}^{N \times (K_s + K_q)} (x_{i,j}^l - \mu_j^l)^2. \quad (8)$$

The style parameters of the augmented domain can be obtained based on the interpolated task:

$$\mu^{mix,l} = \frac{1}{N} \sum_{i=1}^{N \times (K_s + K_q)} (x_i^{mix,l}), \quad (9)$$

$$\sigma^{mix,l} = \frac{1}{N} \sum_{i=1}^{N \times (K_s + K_q)} (x_i^{mix,l} - \mu^{mix,l})^2. \quad (10)$$

With $\mu^{mix,l}$ and $\sigma^{mix,l}$, style-transferred tasks are generated to augment the source domain by performing style transfer on the original task,

$$X_j^{transfer,l} = \frac{X_j^l - \mu_j^l}{\sigma_j^l} \cdot \sigma^{mix,l} + \mu^{mix,l}. \quad (11)$$

By conducting the above task style transfer, the remapped task features can be better aligned with the characteristics of the augmented domain. For a task of the source domain, by mapping its features to the augmented domain, our model can learn to extract style-independent features, and achieve better generalization performance. The style-transferred classes are also viewed as totally new classes in the style-transferred task. With a re-assigned hot-vector of labels $Y_j^{transfer}$, we can generate a new style-transferred task $T_j^{transfer,l} = (X_j^{transfer,l}, Y_j^{transfer})$, which is base on the interpolated task $T^{mix,l}$ and original task T_j . We show the visualization of both original tasks and new tasks in Figure 4. There are several advantages in our method as follows:

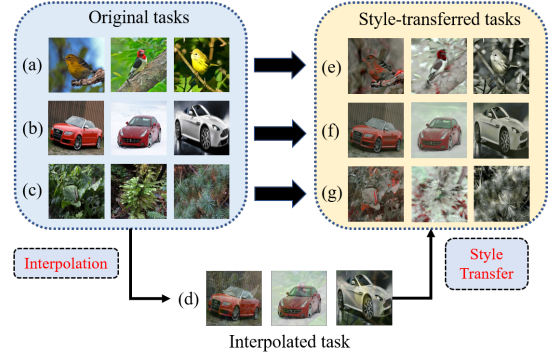


Fig. 4. Visualization of new tasks. Take the interpolation and style transfer of three 3-way 1-shot tasks as an example. Based on original tasks (a-c), we conduct task interpolation to get task (d), the style of which is the fusion of original tasks. Then, we conduct style transfer on task (a-c), and get task (e-g) correspondingly.

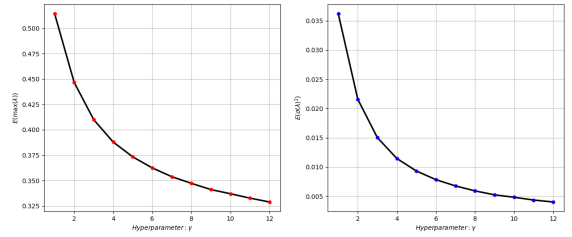


Fig. 5. Study on the relationship between hyperparameter γ and the expectation of maximum and variance of λ when $n = 4$. When γ gets larger, the generated tasks will become more randomness.

1. Multi-Task Style transfer is a task-level domain augmentation method, which can increase the number of training tasks and enhance the generalization of the extracted features.
2. Multiple cross-domain images with the same class information can be generated, which enables the model to learn style-independent features.
3. Using additional style-transferred images can avoid model overfitting.

The style parameters are calculated with the interpolated task generated by MTI, which means that the whole performance of MTST depends on the performance of its important part MTI. Specifically, the parameters of Dirichlet distribution, i.e., γ , which is used to provide the weights for task interpolation, will decide the style of new tasks. Therefore, the selection of γ is essential.

The relationship between γ and the expectation of maximum and variance of λ can be found in Figure 5, which shows that with the increase of γ , generated samples become less definiteness and more randomness. The reason is that as γ increases, the Dirichlet distribution will approach a uniform distribution. If we want to focus more on domain j during interpolation, we can set γ_j larger than other components in γ , which assigns a larger weight λ_j to X_j^l statistically. When the target domain is very similar to one of source domains, the above parameters can be set. But in more cases, the similarity between the target domain and source domains is completely unknown. In the meta objective, the

goal is to transfer knowledge from other domains and improve cross-domain generalization, which would be enhanced by interpolation results with larger domain discrepancy. So we can set γ_j smaller than other components in γ , which induces smaller λ_j statistically. In our experiments, we set the γ to be a vector of all 0.2 with dimension n , since the target domain is totally unseen and we do not prefer a particular other domain.

3) *Task Augmentation by Feature Modulation*: It is worth noting that, styles of new tasks $X^{new,l} = \{X^{mix,l}, X^{transfer,l}\}$, provided by MTST, can be regarded as linear combinations of styles of original source tasks. To introduce more random styles and simulate more feature distributions in the training stage, we propose FM to affine transform features of new tasks. Concretely, we introduce random parameters to modulate the features and improve the generalization of our model to the target domain. Firstly, we sample the scaling and bias terms of affine transformations from Gaussian distributions,

$$\alpha^l \sim N(0, \text{softplus}(W_\alpha^l)), l = 1, \dots, L, \quad (12)$$

$$\beta^l \sim N(0, \text{softplus}(W_\beta^l)), l = 1, \dots, L, \quad (13)$$

where W_α^l and W_β^l denote learnable sampling hyperparameters. We denote the parameters for FM as $\theta_m = \{W_\alpha, W_\beta\}$. We then compute the modulated features by applying the sampled affine transformations to intermediate features of layer $X^{new,l}$ as follows:

$$\hat{X}^{new,l} = X^{new,l} + \alpha^l \cdot X^{new,l} + \beta^l, \quad (14)$$

In practice, the same affine transformation is applied across all embeddings in the task $T^{new,l}$. The feature-level data augmentation increases the diversity of training samples, thus dramatically reducing overfitting and improving stability and performance. FM is complementary to task-level augmentation and we apply both to help model training at the same time.

4) *The Algorithm*: We illustrate the process in Algorithm 1. The whole meta-training consists of two stages. In the first stage, we meta-train the model on the original tasks sampled from source domains. In each epoch, given the batch of n tasks from source domains, initialization of feature extractor and classifier θ_f, θ_c , we can get classification loss L^{SD} on query sets of these tasks:

$$L^{SD} = \sum_{j=1}^n l(\theta_c(\theta_f(\mathcal{S}_j), \theta_f(\mathcal{Q}_j))), \quad (15)$$

where l is the standard cross-entropy in our experiments. Thus we can update feature extractor and classifier based on the meta loss, which means:

$$(\theta'_f, \theta'_c) = (\theta_f, \theta_c) - lr \cdot \nabla_{\theta_f, \theta_c} L^{SD}. \quad (16)$$

where lr is the learning rate.

Then in the second stage, We improve the generalization ability of the updated network by meta-training it on the augmented source domains. By conducting MTST, we can get new tasks X^{new} on the augmented source domain, the detailed process of which has been illustrated in the above sections. After introducing FM θ_m , denote that the parameters for

Algorithm 1 TAML: online meta-training

Input: source domains: d_1, \dots, d_n , learning rate: lr , hyperparameters: γ ;

Output: $\theta_f, \theta_c, \theta_m$

Initialize $\theta_f, \theta_c, \theta_m$;

```

1: while not none do
2:   Sample  $n$  tasks  $\{T_j\}_{j=1}^n$  from source domains;
3:   Update meta-learner on source domains:
4:   Obtain  $L^{SD}$  by  $L^{SD} = \sum_{j=1}^n l(\theta_c(\theta_f(\mathcal{S}_j), \theta_f(\mathcal{Q}_j)))$ ;
5:   Obtain  $\theta'_f, \theta'_c$  by  $(\theta'_f, \theta'_c) = (\theta_f, \theta_c) - lr \cdot \nabla_{\theta_f, \theta_c} L^{SD}$ ;
6:   Update meta-learner on augmented source domains:
7:   Generate interpolated tasks by:
8:    $X^{mix,l} = \sum_{j=1}^m (\lambda_j X_j^l)$ ;
9:   Calculate the style parameters of original tasks by:
10:   $\mu_j^l = \frac{1}{N} \sum_{i=1}^{N \times (K_s + K_q)} (x_{i,j}^l)$ ,
11:   $\sigma_j^l = \frac{1}{N} \sum_{i=1}^{N \times (K_s + K_q)} (x_{i,j}^l - \mu_j^l)^2$ ;
12:  Calculate the style parameters of interpolated tasks by:
13:   $\mu^{mix,l} = \frac{1}{N} \sum_{i=1}^{N \times (K_s + K_q)} (x_i^{mix,l})$ ,
14:   $\sigma^{mix,l} = \frac{1}{N} \sum_{i=1}^{N \times (K_s + K_q)} (x_i^{mix,l} - \mu^{mix,l})^2$ ;
15:  Generate style-transferred tasks by:
16:   $X_j^{transfer,l} = \frac{X_j^l - \mu_j^l}{\sigma_j^l} \cdot \sigma^{mix,l} + \mu^{mix,l}$ ;
17:  Obtain loss on the augmented source domains:
18:   $L^{AD} = \sum_{j=1}^n l(\theta'_c(\theta'_f(S_j^{new}), \theta'_f(Q_j^{new})))$ ;
19:  Update meta-learner:
20:   $(\theta''_f, \theta''_c, \theta'_m) = (\theta'_f, \theta'_c, \theta_m) - lr \cdot \nabla_{\theta'_f, \theta'_c, \theta_m} L^{AD}$ ;
21: end while

```

feature extracting as $\theta'_{f_m} = \{\theta'_f, \theta'_m\}$. We can also calculate classification loss on query sets of these new tasks:

$$L^{AD} = \sum_{j=1}^n l(\theta'_c(\theta'_{f_m}(S_j^{new}), \theta'_{f_m}(Q_j^{new}))). \quad (17)$$

And the model parameters can be updated on the augmented source domains, namely,

$$(\theta''_f, \theta''_c, \theta'_m) = (\theta'_f, \theta'_c, \theta_m) - lr \cdot \nabla_{\theta'_f, \theta'_c, \theta_m} L^{AD}. \quad (18)$$

C. Theoretical Analysis

We theoretically investigate how TAML improves the generalization performance with metric-based meta-learning methods. Specifically, we theoretically prove that TAML essentially induces a data-dependent regularizer on both categories of meta-learning methods and controls the Rademacher complexity [37], leading to greater generalization. We also make a further comparison between $m = 2$ and $m \geq 3$ in our MTI, and we provide the analysis in Appendix A. For the simplicity of presentation, we analyze the generalization ability by considering the two-layer neural network with binary classification, and we denote $X_j^{new,l}$ as X_j^{new} , the parameters of the meta-learner as θ . The approximation of L^{AD} is obtained in the following lemma, which shows that L^{AD} is approximately L_{SD} plus regularization terms implicitly:

Lemma. Consider the TAML with $\lambda \sim \text{Dirichlet}(\gamma)$. For any $J \in \mathbb{N}_+$, there exists a constant $c > 0$, if $c \mapsto d(y, c)$ is $J -$

times differentiable for all y , the second order approximation of L^{AD} is given by:

$$L^{SD} + c \frac{1}{n} \sum_{j=1}^n \psi(X_j^\top \theta) \cdot \theta^\top \left(\frac{1}{n} \sum_{j=1}^n X_j^{new} X_j^{new\top} \right) \theta \quad (19)$$

Proof. We have that the Taylor expansion of L_{AD} up to the second-order equals to:

$$\frac{1}{n} \sum_{j=1}^n \mathcal{L}(\bar{\lambda} \mathcal{D}_i) + c \frac{1}{n} \sum_{j=1}^n \psi(X_j^\top \theta) \theta^\top \text{Cov}(X_j^{new} | X_j) \theta. \quad (20)$$

where:

$$\frac{1}{n} \sum_{j=1}^n \mathcal{L}(\bar{\lambda} \mathcal{D}_j) = \frac{1}{n} \mathcal{L}(\bar{\lambda} \{\mathcal{D}_j\}_{j=1}^n). \quad (21)$$

Given the effect of batch normalization, the overall sample mean should be:

$$\frac{1}{n} \sum_{j=1}^n X_j^{new} = 0. \quad (22)$$

Thus, the covariance matrix can be obtained by:

$$\text{Cov}(X_j^{new} | X_j) = \frac{1}{n} \sum_{j=1}^n X_j^{new} X_j^{new\top}. \quad (23)$$

According to the above Lemma, there exists an implicit regularization effect on θ , and we consider the regularization term in the following form:

$$\mathcal{F}_R := \{x \mapsto \theta^\top x : \mathbb{E}[\psi(x^\top \theta)] \theta^\top \Sigma \theta \leq R\}. \quad (24)$$

where $\Sigma = \mathbb{E}[xx^\top]$. Considering that:

$$\theta^\top \Sigma \theta = \text{Var}(x) = [(\mu^{mix,l})^2 + (\sigma^{mix,l})^2](W_\alpha^l)^2, \quad (25)$$

R is directly related to statistics of new tasks, i.e., $\mu^{mix,l}$ and $\sigma^{mix,l}$. Similarly as in [38], the regularization term can be simplified as $\|\theta\|_\Sigma^2 \leq R$. The following theorem shows that this implicit regularization can reduce the Rademacher complexity [39] for better generalization:

Theorem. The generalization bound is:

$$\mathcal{R}(\mathcal{F}_R) \leq \frac{\sqrt{R} \sqrt{\text{rank}(\Sigma)}}{\sqrt{n}}. \quad (26)$$

Proof. Let ξ_i be independent uniform random variables taking values in $\{-1, 1\}$, i.e., Rademacher variables. We can bound the empirical Rademacher complexity as follows:

$$\hat{\mathcal{R}}_n(\mathcal{F}_R) \leq \frac{\sqrt{R}}{n} \sqrt{\mathbb{E}_{X^{new}} \sum_{i=1}^n (X_i - X^{new})^\top \Sigma^\dagger (X_i - X^{new})}. \quad (27)$$

Here Σ^\dagger denotes the Moore–Penrose inverse of Σ . Using this bound on the empirical Rademacher complexity, we now bound the Rademacher complexity as follows:

$$\begin{aligned} \mathcal{R}_n(\mathcal{F}_R) &= \mathbb{E}_{X_1, \dots, X_n} \hat{\mathcal{R}}_n(\mathcal{F}_R) \\ &\leq \mathbb{E}_{X_1, \dots, X_n} \frac{\sqrt{R}}{n} \sqrt{\sum_{i=1}^n \mathbb{E}_{X^{new}} (X_i - X^{new})^\top \Sigma^\dagger (X_i - X^{new})} \\ &\leq \frac{\sqrt{R}}{n} \sqrt{\sum_{i=1}^n \mathbb{E}_{X_i, X^{new}} (X_i - X^{new})^\top \Sigma^\dagger (X_i - X^{new})} \\ &= \frac{\sqrt{R} \sqrt{\text{rank}(\Sigma)}}{\sqrt{n}}. \end{aligned} \quad (28)$$

By using the law of total variance, we can know that:

$$\begin{aligned} \text{Cov}(X_j^{new} | X_j) &= \mathbb{E}[\text{Cov}(X_j^{new} | X_j)] + \text{Cov}(\mathbb{E}[X_j^{new} | X_j]) \\ &\geq \mathbb{E}[\text{Cov}(X_j^{new} | X_j)] \end{aligned} \quad (29)$$

The covariance matrix induced by style transfer-based task augmentation in TAML is $\text{Cov}(\mathbb{E}[X_j^{new} | X_j])$. Thus in the proposed TAML, the regularization effect R will be smaller according to Eq. 24 and the generalization bound will be tighter, which means that the trained model can generalize better to unseen target domains. More detailed derivation can be seen in the appendix.

IV. EXPERIMENTS

In this section, details on the datasets employed along with implementation settings are presented. We evaluate our proposed method on two standard cross-domain few-shot benchmarks and compare results with recent state-of-the-art methods.

A. Datasets

The first benchmark is composed of five few-shot classification datasets from diverse domains: MiniImageNet (natural images, 100 classes), CUB [40] (dataset of birds images, 200 classes), Cars [41] (dataset of cars, 196 classes), Places [42] (dataset of natural and human-made places, 365 classes), and Plantae [43] (dataset of plants, 200 classes).

The second benchmark is ECCV 2020 challenge, which also consists of five few-shot classification datasets: MiniImageNet, ChestX [44] (dataset of X-ray images), ISIC [45] (dataset of dermoscopic images of skin lesions), EuroSAT [46] (dataset of satellite images), CropDisease [47] (dataset of plant disease).

Overall, the target datasets in the second benchmark are more challenging than the first benchmark.

B. Implementation details

For a fair comparison, the ResNet-10 [48] model is selected as the feature extractor in all experiments.

The whole process contains three stages. In the first stage, the feature encoder is pre-trained by minimizing the cross-entropy classification loss on the 64 training classes in the MiniImageNet dataset. The pre-training stage is the same as in [8]. The second and third stages are the meta-training and meta-testing stages for few-shot classification, respectively. We

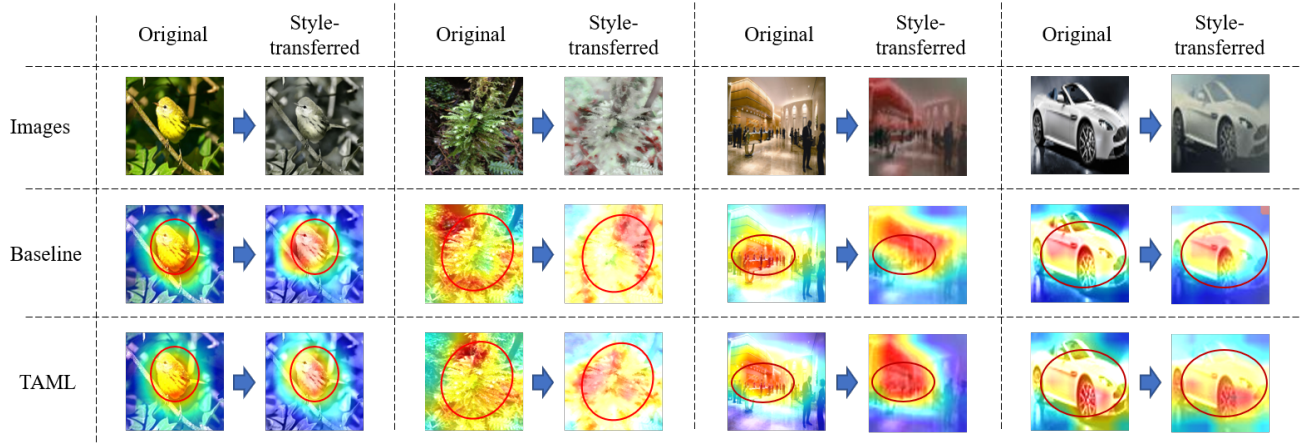


Fig. 6. Activation maps of our TAML and the baseline w.r.t images of varied styles. The maps of TAML are more consistent and focus on the object for images of different styles.

conduct experiments on 5-way-1-shot and 5-way-5-shot settings. We use the Adam optimizer for training with the learning rate $\alpha = 0.001$. In testing, 1000 episodes are randomly sampled from the target dataset to evaluate the model. The average classification accuracy and 95% confidence interval are reported.

C. Comparison to previous State-of-the-arts

1) *Results on the First Benchmark:* To evaluate the effect on improving the cross-domain generalization ability on the first benchmark, three metric-based frameworks: MatchingNet [3], RelationNet [2] and GNN [35] are taken into consideration for the classifier C . We make detailed performance comparison of 5-way-1-shot and 5-way-5-shot tasks on the first benchmark with other methods, and provide the results in Table I.

From the results, we have the following observations. Our TAML outperforms all the latest methods in most cases. The competitors, including FWT, LRP, ATA, are all specifically designed for CD-FSL. When comparing our TAML to these CD-FSL competitors, our method shows obvious advantages in most cases. The superior performance on target datasets of our methods demonstrates that the proposed style transfer-based task augmentation is effective in reducing the domain gap between the source and target datasets in CD-FSL. By expanding the diversity of styles of source tasks, our method can address style shift between source and target tasks, and improve the generalization ability of the model.

To verify that we can extract more style-independent features than the strong baseline (FWT), we compare the mean cosine similarity of original tasks' features and style-transferred tasks' features in Table II. Results show that, features of original tasks and style-transferred tasks extracting by TAML are more similar, especially on Cars and Plantae. Moreover, in Figure 6, we further compare the activation maps [50] of different methods by varying styles of input images. We can see that, for the images with different styles, the activation maps of TAML are more consistent than those of the baseline. The activation maps of baseline are more disorganized and are easily affected by style variants. These indicate that the model trained by TAML is more robust to style variations.

TABLE I
EVALUATIVE RESULTS (%) ON THE FIRST BENCHMARK.

1-shot		CUB	Cars	Places	Plantae
MatchingNet [3]	FWT [8]	36.61 \pm 0.53	29.82 \pm 0.44	51.07 \pm 0.68	34.48 \pm 0.50
	TAML(our)	40.37\pm0.49	33.62\pm0.32	54.09\pm0.62	37.42\pm0.38
	TAML ¹ (our)	40.95\pm0.47	33.85\pm0.32	54.60\pm0.57	37.68\pm0.34
RelationNet [2]	FWT [8]	44.07 \pm 0.77	28.63 \pm 0.59	50.68 \pm 0.87	33.14 \pm 0.62
	ATA [13]	43.02 \pm 0.4	31.79 \pm 0.3	51.16 \pm 0.5	33.72 \pm 0.3
	TAML(our)	45.42\pm0.58	31.98\pm0.46	51.65\pm0.62	35.27\pm0.53
	TAML ¹ (our)	46.18\pm0.52	32.46\pm0.43	52.29\pm0.55	35.53\pm0.48
GNN [35]	FWT [8]	47.47 \pm 0.75	31.61 \pm 0.53	55.77 \pm 0.79	35.95 \pm 0.58
	ATA [13]	45.00 \pm 0.5	33.61 \pm 0.4	53.57 \pm 0.5	34.42 \pm 0.4
	LRP [11]	48.29 \pm 0.51	32.78 \pm 0.39	54.83 \pm 0.56	37.49 \pm 0.43
	T3S [49]	45.92	33.22	55.83	-
	TAML(our)	50.18\pm0.76	34.16\pm0.38	57.56\pm0.64	38.28\pm0.47
	TAML ¹ (our)	50.38\pm0.64	34.19\pm0.36	57.92\pm0.52	38.35\pm0.46
5-shot		CUB	Cars	Places	Plantae
MatchingNet	FWT [8]	55.23 \pm 0.83	41.24 \pm 0.65	64.55 \pm 0.75	41.69 \pm 0.63
	TAML(our)	57.04\pm0.44	43.84\pm0.67	65.89\pm1.05	43.17\pm1.04
	TAML ¹ (our)	57.67\pm0.44	44.43\pm0.67	66.38\pm1.05	43.89\pm1.04
RelationNet	FWT [8]	59.46 \pm 0.71	39.91 \pm 0.69	66.28 \pm 0.72	45.08 \pm 0.59
	ATA [13]	59.36 \pm 0.4	42.95 \pm 0.4	66.90 \pm 0.4	45.32 \pm 0.3
	TAML(our)	61.36\pm0.44	43.19\pm0.67	67.45\pm1.05	47.06\pm1.04
	TAML ¹ (our)	61.82\pm0.44	43.75\pm0.67	68.01\pm1.05	47.72\pm1.04
GNN	FWT [8]	66.98 \pm 0.68	44.90 \pm 0.64	73.94 \pm 0.67	53.85 \pm 0.62
	ATA [13]	66.22 \pm 0.5	49.14 \pm 0.4	75.48 \pm 0.4	52.69 \pm 0.4
	LRP [11]	64.44 \pm 0.48	46.20 \pm 0.46	74.45 \pm 0.47	54.46 \pm 0.46
	T3S [49]	69.16	49.82	76.33	-
	TAML(our)	69.96\pm0.51	48.42 \pm 0.49	76.49\pm0.56	56.85\pm0.43
	TAML ¹ (our)	70.54\pm0.51	49.01 \pm 0.48	76.83\pm0.56	57.49\pm0.43

¹ We fine-tune the model on the target domain.

TABLE II
THE MEAN COSINE SIMILARITY OF TASKS' FEATURES BEFORE AND AFTER STYLE TRANSFER FEATURES ON THE FIRST BENCHMARK USING GNN.

Methods	CUB	Cars	Places	Plantae
Baseline	0.6833233	0.6473708	0.72646636	0.5987049
TAML	0.7273805	0.7018726	0.73469505	0.6848321

We also conduct training on multiple source domains using

the leave-one-out strategy in [8], and results are reported in Table III. TAML also achieves excellent performance compared with other methods in this setting, which demonstrates that our methods can utilize information from various source domains and generalize well to different target domain. We show the visualization of representations of both original tasks and interpolated tasks in Figure 7. Specifically, we randomly select 1000 original tasks and new tasks generated by them under the 1-shot setting. Each task is represented by the average of its prototypes. The figure suggests that the interpolated tasks generated by TAML indeed densify the task distribution and bridge the gap between different tasks.

TABLE III
EVALUATIVE RESULTS (%) ON THE FIRST BENCHMARK IN THE LEAVE-ONE-OUT SETTING.

1-shot		CUB	Cars	Places	Plantae
MatchingNet [3]	FWT [8]	43.29±0.59	30.62±0.48	52.51 ± 0.67	35.12 ± 0.54
	TAML(our)	45.07±0.50	31.46±0.45	54.46 ± 0.52	36.30± 0.48
	TAML ¹ (our)	45.82±0.48	32.34±0.42	54.90 ± 0.49	37.12± 0.46
RelationNet [2]	FWT [8]	48.38±0.63	32.21±0.51	50.74 ± 0.66	35.00 ± 0.52
	TAML(our)	49.93±0.55	32.89±0.44	52.34 ± 0.47	36.27± 0.46
	TAML ¹ (our)	50.57±0.52	33.65±0.42	52.73 ± 0.53	36.95± 0.40
GNN [35]	FWT [8]	51.51±0.80	34.12 ± 0.63	56.31 ± 0.80	42.09 ± 0.68
	LR2Net [51]	52.04±0.70	34.84 ± 0.62	57.57 ± 0.78	42.05 ± 0.70
	TAML(our)	53.00±0.74	34.62 ± 0.59	56.80 ± 0.68	43.25 ± 0.62
	TAML ¹ (our)	53.62±0.74	35.37 ± 0.50	57.16± 0.57	43.89 ± 0.61
5-shot		CUB	Cars	Places	Plantae
MatchingNet	FWT [8]	61.41 ± 0.57	43.08 ± 0.55	64.99 ± 0.59	48.32 ± 0.57
	TAML(our)	63.08± 0.52	43.73 ± 0.48	66.48 ± 0.53	49.09 ± 0.50
	TAML ¹ (our)	63.59± 0.50	44.58 ± 0.43	66.87 ± 0.47	49.70 ± 0.44
RelationNet	FWT [8]	64.99 ± 0.54	43.44 ± 0.59	67.35 ± 0.54	50.39 ± 0.52
	TAML(our)	66.52 ± 0.45	43.95 ± 0.50	68.66 ± 0.49	50.99 ± 0.49
	TAML ¹ (our)	67.14± 0.45	44.88 ± 0.47	69.15 ± 0.48	51.46 ± 0.42
GNN	FWT [8]	73.11 ± 0.68	49.88 ± 0.67	77.05 ± 0.65	58.84 ± 0.66
	LR2Net [51]	73.94 ± 0.68	50.63 ± 0.70	76.68 ± 0.61	62.14 ± 0.69
	TAML(our)	74.46 ± 0.49	50.25 ± 0.62	77.35 ± 0.56	59.72 ± 0.59
	TAML ¹ (our)	74.90 ± 0.48	50.86 ± 0.59	77.69 ± 0.54	60.16 ± 0.48

¹ We fine-tune the model on the target domain.

TABLE IV
EVALUATIVE RESULTS (%) ON THE SECOND BENCHMARK.

1-shot	ChestX	ISIC	EuroSAT	CropDisease
FWT [8]	22.04±0.44	31.58±0.67	62.36±1.05	66.36±1.04
ATA [13]	22.10±0.20	33.21±0.40	61.35±0.50	67.47±0.50
Meta-FDMixup [12]	22.26±0.45	32.48±0.64	62.97±1.01	66.23±1.03
LRP [11]	22.11±0.20	30.94±0.30	54.99±0.50	59.23±0.50
AFA [52]	22.92±0.2	33.21±0.3	63.12±0.5	67.61±0.5
TAML (ours)	22.55±0.36	33.30±0.42	65.24±0.75	69.48±0.74
TAML ¹ (ours)	22.67±0.40	33.35±0.39	65.59±0.76	69.72±0.80
5-shot	ChestX	ISIC	EuroSAT	CropDisease
FWT [8]	25.18±0.45	43.17±0.70	83.01±0.79	87.11±0.67
ATA [13]	24.32±0.40	44.91±0.40	83.75±0.40	90.59±0.30
Meta-FDMixup [12]	24.52±0.44	44.28±0.66	80.48±0.79	87.27±0.69
LRP [11]	24.53±0.30	44.14±0.40	77.14±0.40	86.15±0.40
AFA [52]	25.02±0.2	46.01±0.4	85.58±0.4	88.06±0.3
TAML (ours)	25.87±0.40	46.16±0.46	85.09±0.82	89.32±0.90
TAML ¹ (ours)	26.15±0.42	46.68±0.48	85.52±0.80	89.74±0.93

¹ We fine-tune the model on the target domain.

2) *Results on the Second Benchmark:* We further compare our method against latest methods on the second benchmark.

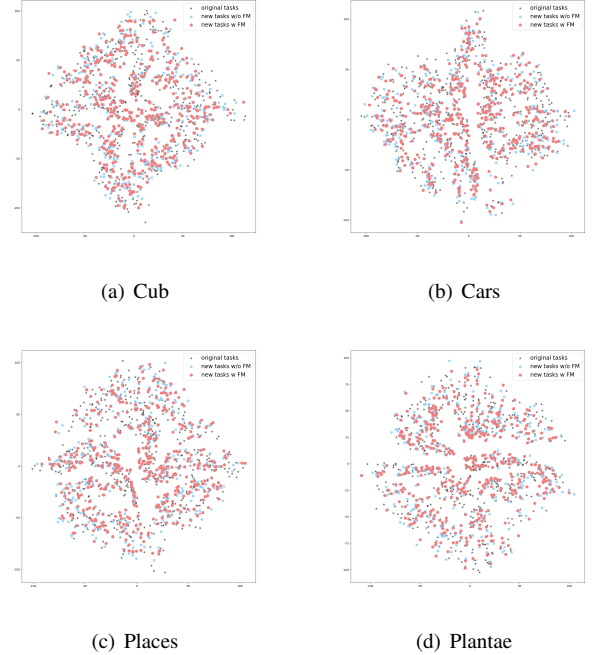


Fig. 7. Visualization of training tasks on the first benchmark using the leave-one-out strategy. New tasks generated by conducting interpolation and style transfer on original tasks densify the distribution of training tasks effectively.

Results are reported in Table IV.

When the domain gap is getting relative larger, the performance gain of previous CD-FSL methods (i.e., FWT, ATA, Meta-FDMixup, LRP, AFA) are more limited. In contrast, our TAML achieves superior performance, which indicates that addressing the style shift between source tasks and target tasks can make a great contribution to improving the generalization to target domains.

D. Ablation Study

1) *Verification of Each Component:* We conduct experiments on the first benchmark to show the effectiveness of each proposed component, especially the necessity of introducing the Dirichlet distribution to interpolating multiple tasks and transferring the style of original tasks.

In Table V and VI, we compare the performance of pairwise Task Interpolation (TI) and Task Style Transfer (TST) with our MTI and MTST. Results on different target datasets show that our methods perform better than mixup-based methods, which infers that integration of original tasks on the source domains can effectively improve the generalization of the model. It is worth noting that style-based methods (i.e., TST and MTST) are checked to be more effective than interpolation-based methods (i.e., TI and MTI). The reason is that in the cross-domain few-shot learning, the domain shift mainly exists in the style variation of different datasets.

We utilize the class activation maps to visualize features noted in the classification process. We randomly choose CUB,

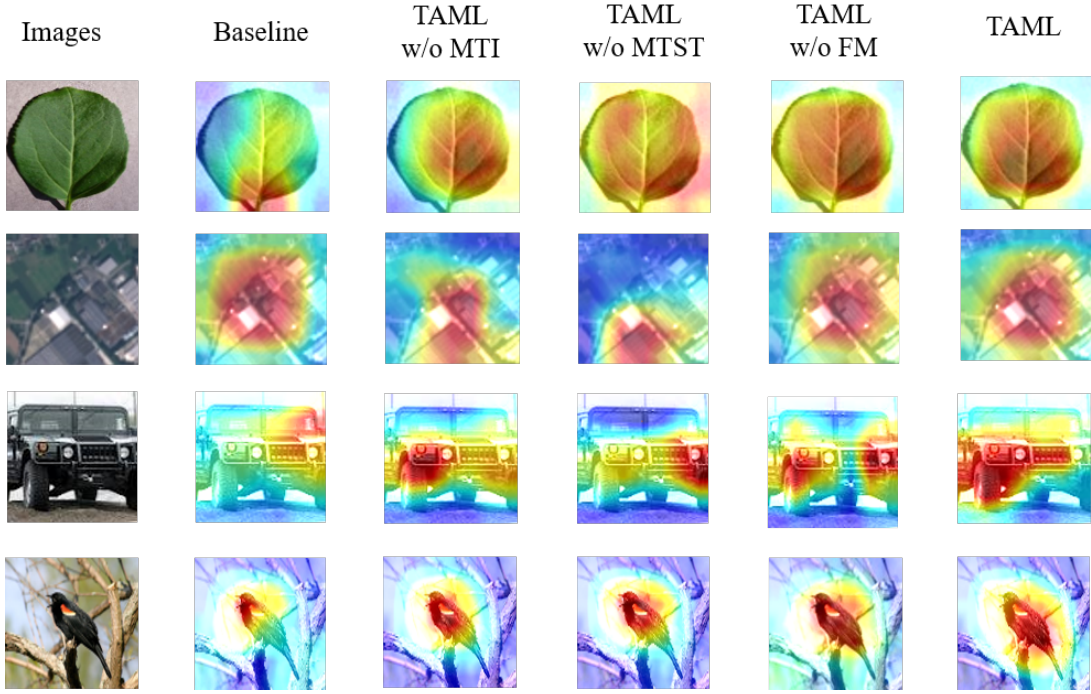


Fig. 8. Class activation maps of different methods for CUB, Cars, CropDisease, EuroSAT 1-shot. The maps of TAML are more focus on the object for images from different domains.

TABLE V
ABLATION STUDY (%) ON THE FIRST BENCHMARK.

1-shot		CUB	Cars	Places	Plantae
MatchingNet [3]	Baseline	36.61±0.54	29.82±0.52	52.47±0.63	34.92±0.49
	TI	38.80±0.52	31.96±0.44	53.00±0.68	36.10±0.50
	TST	39.20±0.55	32.62±0.32	52.98±0.57	36.45±0.34
	TI+TST	39.83±0.53	32.92±0.32	53.67±0.57	36.86±0.34
	MTI	39.42±0.53	32.74±0.32	53.93±0.62	36.75±0.36
	MTST	39.66±0.56	33.18±0.32	53.64±0.57	37.03±0.39
	MTI + MTST	40.37±0.49	33.62±0.32	54.09±0.62	37.42±0.38
RelationNet [2]	Baseline	43.28±0.68	28.72±0.51	49.85±0.69	32.79±0.58
	TI	44.15±0.64	29.86±0.47	50.35±0.62	33.54±0.54
	TST	44.30±0.68	30.04±0.50	50.46±0.68	33.75±0.57
	TI+TST	44.97±0.66	30.63±0.51	51.23±0.65	34.49±0.57
	MTI	44.57±0.62	30.19±0.46	50.88±0.62	34.06±0.46
	MTST	44.81±0.67	30.52±0.52	50.96±0.67	34.26±0.54
	MTI + MTST	45.42±0.58	31.98±0.46	51.65±0.62	35.27±0.53
GNN [35]	Baseline	47.02±0.70	31.60±0.49	55.22±0.72	35.93±0.55
	TI	48.68±0.64	32.68±0.44	56.14±0.68	37.23±0.50
	TST	48.82±0.68	33.25±0.47	55.96±0.73	37.26±0.54
	TI+TST	49.64±0.64	33.69±0.46	56.81±0.69	37.79±0.53
	MTI	49.46±0.63	33.75±0.36	56.55±0.64	37.50±0.46
	MTST	49.58±0.72	33.79±0.44	56.68±0.70	37.73±0.51
	MTI + MTST	50.18±0.76	34.16±0.38	57.56±0.64	38.28±0.47

Cars, CropDisease, EuroSAT from two benchmarks, and results are reported in Figure 8. Results shows that the baseline tends to be affected by environmental factors, and the extracted feature region is not complete enough sometimes. While our proposed methods obtain activation on more accurate discriminative regions, and contribute to focusing on some new feature regions beyond the baseline.

TABLE VI
ABLATION STUDY (%) ON THE SECOND BENCHMARK.

1-shot	ChestX	ISIC	EuroSAT	CropDisease
FT-baseline	22.01±0.49	31.32±0.56	61.02±0.89	65.90±0.78
TI	22.20±0.42	32.18±0.50	62.64±0.69	67.07±0.72
TST	22.32±0.47	32.27±0.52	62.86±0.74	67.29±0.77
TI+TST	22.43±0.47	32.61±0.53	63.75±0.73	67.97±0.77
MTI	22.39±0.38	32.55±0.46	63.26±0.65	67.63±0.68
MTST	22.44±0.39	32.62±0.46	63.52±0.78	67.85±0.75
MTI + MTST	22.55±0.36	33.30±0.42	65.24±0.75	69.48±0.74

2) *Hyperparameter Analysis*: We also conduct experiments to study the impact of hyper-parameter γ which influence the strength of MTI in Eq.(8). The results are shown in Figure 9. We can find that there exists a drop in average accuracy when γ changes from 0 to 1. Such result is consistent to our argument that when we choose a large γ value, the expectation of its maximum and variance tend to be small, which may lead to too much noise.

V. CONCLUSIONS

In this work, to bridge the domain shift between the source domains and the target domain, we propose Task Augmented Meta-Learning (TAML) to conduct style transfer-based task augmentation in source domains. Concretely, we introduce Multi-Task Interpolation (MTI) to interpolate multiple tasks and provide more task styles. Based on MTI, the Multi-Task Style Transfer (MTST) is proposed to transfer original tasks to new styles, which contributes to learning style-independent

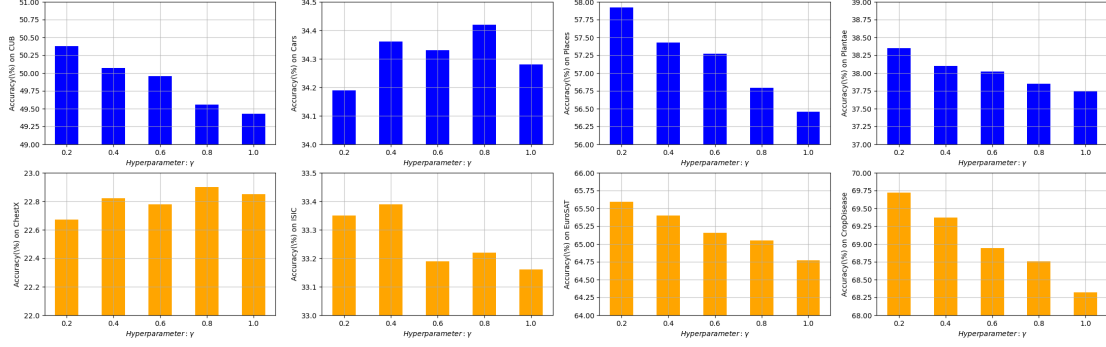


Fig. 9. Hyperparameter Analysis on the γ of the Dirichlet distribution for different target domain. When γ changes from 0 to 1, the average accuracy will drop, which may be caused by too much noise in new tasks.

features. In addition, the proposed Feature Modulation (FM) imports uncertainty to features and provides more styles of new tasks for training. Theoretical analysis shows that our method can definitely tighten the generalization bound and improve the generalization ability of the model. We conduct extensive experiments on two cross-domain few-shot benchmarks, and our TAML achieves new state-of-the-art results on most datasets, which demonstrates the effectiveness of our methods.

COMPARISON WITH PAIRWISE TASK INTERPOLATION

Let G denote the random variable which takes a uniform distribution on the indices of the tasks. The covariance matrix induced by the individual task interpolation (MTI, MTST, FM) is $Cov(\mathbb{E}[X_i^{new,l}|G, X_i^l])$. Thus in our method, the regularization which depends on the covariance can be larger, and then the generalization error bound can be lower. Furthermore, we also compare the proposed MTI with MLTI (ICLR2020), and difference of them exists in the generator G .

For MLTI, the generation process of new tasks is:

$$G_1 : \lambda X_i^l + (1 - \lambda)X_j^l, j \in \{1, \dots, n\}, \quad (30)$$

where $\lambda \sim \text{Beta}(\alpha, \beta)$.

For MTI, the generation process of new tasks is:

$$G_2 : \lambda_1 X_i^l + \lambda_2 X_a^l + \lambda_3 X_b^l, a, b \in \{1, \dots, n\}, \quad (31)$$

where $\lambda \sim \text{Dirichlet}(\gamma)$.

The covariance matrixes are:

$$\begin{aligned} & \text{Cov} \left(\mathbb{E} \left[X_i^{new,l} \mid G_1, X_i^l \right] \right) \\ &= \text{Cov} \left(\lambda X_i^l + (1 - \lambda) \sum_{j=1}^n X_j^l \right), \\ & \text{Cov} \left(\mathbb{E} \left[X_i^{new,l} \mid G_2, X_i^l \right] \right) \\ &= \text{Cov} \left(\lambda_1 X_i^l + \lambda_2 \sum_{a=1}^n X_a^l + \lambda_3 \sum_{b=1}^n X_b^l \right) \\ &= \text{Cov} \left(\lambda_1 X_i^l + (1 - \lambda_1) \sum_{j=1}^n X_j^l \right). \end{aligned} \quad (32)$$

Given that $\{X_j^l\}_{j=1}^J$ are the same in the above covariance matrixes, comparing them is equal to compare $\text{Cov}(\lambda)$ and $\text{Cov}(\lambda_1)$. Based on their definition, it is easy to get that:

$$\text{Cov}(\lambda) = \frac{\alpha\beta}{(\alpha + \beta)^2(\alpha + \beta + 1)}, \quad (33)$$

$$\text{Cov}(\lambda_1) = \frac{\gamma_1(\hat{\gamma} - \gamma_1)}{\hat{\gamma}^2(\hat{\gamma} + 1)}, \text{ where } \hat{\gamma} = \sum_{j=1}^n \gamma_j. \quad (34)$$

When $\alpha, \beta, \gamma < 1$, there can exist $\text{Cov}(\lambda) > \text{Cov}(\lambda_1)$. It is worth noting that when $\alpha = \beta = 0.2$, the model can usually achieve the best performance, and in this case we have $\text{Cov}(\lambda) \leq \text{Cov}(\lambda_1)$, which means that our MTST can achieve better generalization than MLTI.

PROOF OF THE THEOREM

The detailed derivation of Eq. 27 is as follows.

$$\begin{aligned} \hat{\mathcal{R}}_n(\mathcal{F}_R) &= \mathbb{E}_\xi \sup_{f \in \mathcal{F}_R} \frac{1}{n} \sum_{i=1}^n \xi_i f(X_i) \\ &= \mathbb{E}_\xi \sup_{\|\theta\|_\Sigma^2 \leq R} \frac{1}{n} \sum_{i=1}^n \xi_i \theta^\top X_i \\ &= \mathbb{E}_\xi \sup_{\|\theta\|_\Sigma^2 \leq R} \mathbb{E}_{X^{new}} \frac{1}{n} \sum_{i=1}^n \xi_i \theta^\top (X_i - X^{new}) \\ &\leq \frac{\sqrt{R}}{n} \mathbb{E}_{X^{new}} \mathbb{E}_\xi \sqrt{\sum_{i=1}^n \sum_{j=1}^n \xi_i \xi_j \left(\Sigma^{\frac{1}{2}} (X_i - X^{new}) \right)^\top \left(\Sigma^{\frac{1}{2}} (X_j - X^{new}) \right)} \\ &\leq \frac{\sqrt{R}}{n} \sqrt{\mathbb{E}_{X^{new}} \mathbb{E}_\xi \sum_{i=1}^n \sum_{j=1}^n \xi_i \xi_j \left(\Sigma^{\frac{1}{2}} (X_i - X^{new}) \right)^\top \left(\Sigma^{\frac{1}{2}} (X_j - X^{new}) \right)} \\ &= \frac{\sqrt{R}}{n} \sqrt{\mathbb{E}_{X^{new}} \sum_{i=1}^n \left(\Sigma^{\frac{1}{2}} (X_i - X^{new}) \right)^\top \left(\Sigma^{\frac{1}{2}} (X_i - X^{new}) \right)} \\ &= \frac{\sqrt{R}}{n} \sqrt{\mathbb{E}_{X^{new}} \sum_{i=1}^n (X_i - X^{new})^\top \Sigma^\dagger (X_i - X^{new})}. \end{aligned} \quad (35)$$

Here Σ^\dagger denotes the Moore–Penrose inverse of Σ .

The detailed derivation of Eq. 28 is as follows.

$$\begin{aligned} \mathcal{R}_n(\mathcal{F}_R) &= \mathbb{E}_{X_1, \dots, X_n} \hat{\mathcal{R}}_n(\mathcal{F}_R) \\ &\leq \mathbb{E}_{X_1, \dots, X_n} \frac{\sqrt{R}}{n} \sqrt{\sum_{i=1}^n \mathbb{E}_{X^{new}} (X_i - X^{new})^\top \Sigma^\dagger (X_i - X^{new})} \\ &\leq \frac{\sqrt{R}}{n} \sqrt{\sum_{i=1}^n \mathbb{E}_{X_i, X^{new}} (X_i - X^{new})^\top \Sigma^\dagger (X_i - X^{new})} \\ &= \frac{\sqrt{R}}{n} \sqrt{\sum_{i=1}^n \sum_{k,l} (\Sigma^\dagger)_{kl} \mathbb{E}_{X_i, X^{new}} (X_i - X^{new})_k (X_i - X^{new})_l} \\ &= \frac{\sqrt{R}}{n} \sqrt{\sum_{i=1}^n \sum_{k,l} (\Sigma^\dagger)_{kl} (\Sigma)_{kl}} \\ &= \frac{\sqrt{R}}{n} \sqrt{\sum_{i=1}^n \text{tr}(\Sigma \Sigma^\dagger)} = \frac{\sqrt{R}}{n} \sqrt{\sum_{i=1}^n \text{rank}(\Sigma)} \\ &= \frac{\sqrt{R} \sqrt{\text{rank}(\Sigma)}}{\sqrt{n}}. \end{aligned} \quad (36)$$

REFERENCES

- [1] J. Snell, K. Swersky, and R. Zemel, “Prototypical networks for few-shot learning,” *Advances in neural information processing systems*, vol. 30, 2017.
- [2] F. Sung, Y. Yang, L. Zhang, T. Xiang, P. H. Torr, and T. M. Hospedales, “Learning to compare: Relation network for few-shot learning,” *Computer Vision and Pattern Recognition (CVPR)*, pp. 1199–1208, 2018.
- [3] O. Vinyals, C. Blundell, P. T. Lillicrap, K. Kavukcuoglu, and D. Wierstra, “Matching networks for one shot learning,” *Advances in Neural Information Processing Systems (NeurIPS)*, pp. 3637–3645, 2016.
- [4] C. Finn, P. Abbeel, and S. Levine, “Model-agnostic meta-learning for fast adaptation of deep networks,” *International Conference on Machine Learning (ICML)*, pp. 1126–1135, 2017.
- [5] Y. Hu, J. Gao, and C. Xu, “Learning dual-pooling graph neural networks for few-shot video classification,” *IEEE Transactions on Multimedia*, vol. 23, pp. 4285–4296, 2020.

- [6] Y. Zhu, W. Min, and S. Jiang, "Attribute-guided feature learning for few-shot image recognition," *IEEE Transactions on Multimedia*, vol. 23, pp. 1200–1209, 2020.
- [7] H. Huang, J. Zhang, J. Zhang, J. Xu, and Q. Wu, "Low-rank pairwise alignment bilinear network for few-shot fine-grained image classification," *IEEE Transactions on Multimedia*, vol. 23, pp. 1666–1680, 2020.
- [8] H.-Y. Tseng, H.-Y. Lee, J.-B. Huang, and M.-H. Yang, "Cross-domain few-shot classification via learned feature-wise transformation," *arXiv preprint arXiv:2001.08735*, 2020.
- [9] Y. Chen, W. Li, C. Sakaridis, D. Dai, and L. Van Gool, "Domain adaptive faster r-cnn for object detection in the wild," in *Proceedings of the IEEE conference on computer vision and pattern recognition*, 2018, pp. 3339–3348.
- [10] N. Dong and E. P. Xing, "Domain adaption in one-shot learning," in *Joint European Conference on Machine Learning and Knowledge Discovery in Databases*. Springer, 2018, pp. 573–588.
- [11] J. Sun, S. Lapuschkin, W. Samek, Y. Zhao, N.-M. Cheung, and A. Binder, "Explanation-guided training for cross-domain few-shot classification," in *2020 25th International Conference on Pattern Recognition (ICPR)*. IEEE, 2021, pp. 7609–7616.
- [12] Y. Fu, Y. Fu, and Y.-G. Jiang, "Meta-fdmixup: Cross-domain few-shot learning guided by labeled target data," in *Proceedings of the 29th ACM International Conference on Multimedia*, 2021, pp. 5326–5334.
- [13] H. Wang and Z.-H. Deng, "Cross-domain few-shot classification via adversarial task augmentation," *arXiv preprint arXiv:2104.14385*, 2021.
- [14] C. Zhang, S. Bengio, M. Hardt, B. Recht, and O. Vinyals, "Understanding deep learning (still) requires rethinking generalization," *Communications of the ACM*, vol. 64, no. 3, pp. 107–115, 2021.
- [15] X. Jin, C. Lan, W. Zeng, and Z. Chen, "Style normalization and restitution for domain generalization and adaptation," *IEEE Transactions on Multimedia*, 2021.
- [16] A. Antoniou, H. Edwards, and J. A. Storkey, "How to train your maml," *International Conference on Learning Representations (ICLR)*, 2019.
- [17] W.-Y. Chen, Y.-C. Liu, Z. Kira, Y.-C. F. Wang, and J.-B. Huang, "A closer look at few-shot classification," *arXiv preprint arXiv:1904.04232*, 2019.
- [18] Y. Guo, N. C. Codella, L. Karlinsky, J. V. Codella, J. R. Smith, K. Saenko, T. Rosing, and R. Feris, "A broader study of cross-domain few-shot learning," in *European conference on computer vision*. Springer, 2020, pp. 124–141.
- [19] X. Li, H. Xiong, H. An, C. Xu, and D. Dou, "Xmixup: Efficient transfer learning with auxiliary samples by cross-domain mixup," *arXiv preprint arXiv:2007.10252*, 2020.
- [20] H. Zhang, M. Cisse, Y. N. Dauphin, and D. Lopez-Paz, "mixup: Beyond empirical risk minimization," *arXiv preprint arXiv:1710.09412*, 2017.
- [21] S. Yun, D. Han, S. J. Oh, S. Chun, J. Choe, and Y. Yoo, "Cutmix: Regularization strategy to train strong classifiers with localizable features," in *Proceedings of the IEEE/CVF international conference on computer vision*, 2019, pp. 6023–6032.
- [22] V. Verma, A. Lamb, C. Beckham, A. Najafi, I. Mitliagkas, D. Lopez-Paz, and Y. Bengio, "Manifold mixup: Better representations by interpolating hidden states," in *International Conference on Machine Learning*. PMLR, 2019, pp. 6438–6447.
- [23] D. Hendrycks, N. Mu, E. D. Cubuk, B. Zoph, J. Gilmer, and B. Laksminarayanan, "Augmix: A simple data processing method to improve robustness and uncertainty," *arXiv preprint arXiv:1912.02781*, 2019.
- [24] J.-H. Kim, W. Choo, and H. O. Song, "Puzzle mix: Exploiting saliency and local statistics for optimal mixup," in *International Conference on Machine Learning*. PMLR, 2020, pp. 5275–5285.
- [25] R. Ni, M. Goldblum, A. Sharaf, K. Kong, and T. Goldstein, "Data augmentation for meta-learning," in *International Conference on Machine Learning*. PMLR, 2021, pp. 8152–8161.
- [26] H. Yao, L.-K. Huang, L. Zhang, Y. Wei, L. Tian, J. Zou, J. Huang *et al.*, "Improving generalization in meta-learning via task augmentation," in *International Conference on Machine Learning*. PMLR, 2021, pp. 11 887–11 897.
- [27] H. Yao, L. Zhang, and C. Finn, "Meta-learning with fewer tasks through task interpolation," *arXiv preprint arXiv:2106.02695*, 2021.
- [28] K. Zhou, Y. Yang, Y. Qiao, and T. Xiang, "Domain generalization with mixstyle," *arXiv preprint arXiv:2104.02008*, 2021.
- [29] A. Khosla, T. Zhou, T. Malisiewicz, A. A. Efros, and A. Torralba, "Undoing the damage of dataset bias," in *European Conference on Computer Vision*. Springer, 2012, pp. 158–171.
- [30] K. Muandet, D. Balduzzi, and B. Schölkopf, "Domain generalization via invariant feature representation," in *International Conference on Machine Learning*. PMLR, 2013, pp. 10–18.
- [31] Y. Li, Y. Yang, W. Zhou, and T. Hospedales, "Feature-critic networks for heterogeneous domain generalization," in *International Conference on Machine Learning*. PMLR, 2019, pp. 3915–3924.
- [32] Y. Balaji, S. Sankaranarayanan, and R. Chellappa, "Metareg: Towards domain generalization using meta-regularization," *Advances in neural information processing systems*, vol. 31, 2018.
- [33] L. Niu, W. Li, and D. Xu, "Multi-view domain generalization for visual recognition," in *Proceedings of the IEEE international conference on computer vision*, 2015, pp. 4193–4201.
- [34] R. Volpi, H. Namkoong, O. Sener, J. C. Duchi, V. Murino, and S. Savarese, "Generalizing to unseen domains via adversarial data augmentation," *Advances in neural information processing systems*, vol. 31, 2018.
- [35] V. G. Satorras and J. B. Estrach, "Few-shot learning with graph neural networks," in *International Conference on Learning Representations*, 2018.
- [36] L. Gatys, A. S. Ecker, and M. Bethge, "Texture synthesis using convolutional neural networks," *Advances in neural information processing systems*, vol. 28, 2015.
- [37] D. Yin, R. Kannan, and P. Bartlett, "Rademacher complexity for adversarially robust generalization," in *International conference on machine learning*. PMLR, 2019, pp. 7085–7094.
- [38] L. Zhang, Z. Deng, K. Kawaguchi, A. Ghorbani, and J. Zou, "How does mixup help with robustness and generalization?" *arXiv preprint arXiv:2010.04819*, 2020.
- [39] P. L. Bartlett and S. Mendelson, "Rademacher and gaussian complexities: Risk bounds and structural results," *Journal of Machine Learning Research*, vol. 3, no. Nov, pp. 463–482, 2002.
- [40] C. Wah, S. Branson, P. Welinder, P. Perona, and S. Belongie, "The caltech-ucsd birds-200-2011 dataset," 2011.
- [41] J. Krause, M. Stark, J. Deng, and L. Fei-Fei, "3d object representations for fine-grained categorization," in *Proceedings of the IEEE international conference on computer vision workshops*, 2013, pp. 554–561.
- [42] B. Zhou, A. Lapedriza, A. Khosla, A. Oliva, and A. Torralba, "Places: A 10 million image database for scene recognition," *IEEE transactions on pattern analysis and machine intelligence*, vol. 40, no. 6, pp. 1452–1464, 2017.
- [43] G. Van Horn, O. Mac Aodha, Y. Song, Y. Cui, C. Sun, A. Shepard, H. Adam, P. Perona, and S. Belongie, "The inaturalist species classification and detection dataset," in *Proceedings of the IEEE conference on computer vision and pattern recognition*, 2018, pp. 8769–8778.
- [44] X. Wang, Y. Peng, L. Lu, Z. Lu, M. Bagheri, and R. M. Summers, "Chestx-ray8: Hospital-scale chest x-ray database and benchmarks on weakly-supervised classification and localization of common thorax diseases," in *Proceedings of the IEEE conference on computer vision and pattern recognition*, 2017, pp. 2097–2106.
- [45] N. Codella, V. Rotemberg, P. Tschandl, M. E. Celebi, S. Dusza, D. Gutman, B. Helba, A. Kallou, K. Liopyris, M. Marchetti *et al.*, "Skin lesion analysis toward melanoma detection 2018: A challenge hosted by the international skin imaging collaboration (isic)," *arXiv preprint arXiv:1902.03368*, 2019.
- [46] P. Helber, B. Bischke, A. Dengel, and D. Borth, "EuroSAT: A novel dataset and deep learning benchmark for land use and land cover classification," *IEEE Journal of Selected Topics in Applied Earth Observations and Remote Sensing*, vol. 12, no. 7, pp. 2217–2226, 2019.
- [47] S. P. Mohanty, D. P. Hughes, and M. Salathé, "Using deep learning for image-based plant disease detection," *Frontiers in plant science*, vol. 7, p. 1419, 2016.
- [48] K. He, X. Zhang, S. Ren, and J. Sun, "Deep residual learning for image recognition," in *Proceedings of the IEEE conference on computer vision and pattern recognition*, 2016, pp. 770–778.
- [49] W. Yuan, Z. Zhang, C. Wang, H. Song, Y. Xie, and L. Ma, "Task-level self-supervision for cross-domain few-shot learning," 2022.
- [50] B. Zhou, A. Khosla, A. Lapedriza, A. Oliva, and A. Torralba, "Learning deep features for discriminative localization," in *Proceedings of the IEEE conference on computer vision and pattern recognition*, 2016, pp. 2921–2929.
- [51] Y. Chen, Y. Zheng, Z. Xu, T. Tang, Z. Tang, J. Chen, and Y. Liu, "Cross-domain few-shot classification based on lightweight res2net and flexible gnn," *KNOWLEDGE-BASED SYSTEMS*, 2022.
- [52] Y. Hu and A. J. Ma, "Adversarial feature augmentation for cross-domain few-shot classification," in *European Conference on Computer Vision*. Springer, 2022, pp. 20–37.