

# Learning Deformation Trajectories of Boltzmann Densities

Bálint Máté

Department of Computer Science, Department of Physics  
University of Geneva

balint.mate@unige.ch

François Fleuret

Department of Computer Science  
University of Geneva

francois.fleuret@unige.ch

## Abstract

We introduce a training objective for continuous normalizing flows that can be used in the absence of samples but in the presence of an energy function. Our method relies on either a prescribed or a learnt interpolation  $f_t$  of energy functions between the target energy  $f_1$  and the energy function of a generalized Gaussian  $f_0(x) = |x/\sigma|^p$ . This, in turn, induces an interpolation of Boltzmann densities  $p_t \propto e^{-f_t}$  and we aim to find a time-dependent vector field  $V_t$  that transports samples along this family of densities. Concretely, this condition can be translated to a PDE between  $V_t$  and  $f_t$  and we minimize the amount by which this PDE fails to hold. We compare this objective to the reverse KL-divergence on Gaussian mixtures and on the  $\phi^4$  lattice field theory on a circle.

## 1 Introduction

We consider the task of sampling from an unnormalized density  $p \propto e^{-f}$  given by an energy function (unnormalized negative log-density)  $f : \mathbb{R}^n \rightarrow \mathbb{R}$ . In particular, there are no samples given, all we have is the ability to evaluate  $f$  for any sample candidate. A popular technique (Boyda et al., 2021; Albergo et al., 2021a;b; 2022; Abbott et al., 2022; de Haan et al., 2021; Gerdes et al., 2022; Noé et al., 2018; Köhler et al., 2020; Nicoli et al., 2020; 2021) for attacking this problem is to use a normalizing flow to parametrize a density  $q_\theta$  and optimize the parameters  $\theta$  to minimize the reverse KL-divergence

$$KL[q_\theta, p] = \mathbb{E}_{x \sim q_\theta} (\log q_\theta(x) - \log p(x)) = \mathbb{E}_{x \sim q_\theta} (\log q_\theta(x) + f(x)) + Z. \quad (1)$$

Unfortunately, the reverse KL-divergence is mode-seeking, making the training prone to mode-collapse (Fig. 1). To tackle this problem, several works have proposed alternative training objectives. Vaitl et al. (2022) introduce an algorithm that estimates the path gradient of the reverse KL-divergence, while Midgley et al. (2022) replace the reverse KL-divergence with the  $\alpha = 2$  divergence and combine it with annealed importance sampling (Neal, 1998). We propose yet another alternative based on infinitesimal deformations of Boltzmann densities (Pfau & Rezende, 2020; Máté & Fleuret, 2022).

The contributions of this work can be summarized as follows

- In §3 we describe our method which relies on either a prescribed or a learnt interpolation  $f_t$  of energy functions between the target energy  $f_1$  and the energy function of a generalized Gaussian  $f_0(x) = |x/\sigma|^p$ . Given  $f_t$  we optimize a vector field  $V_t$  to transport samples along the family  $p_t(x) \propto e^{-f_t(x)}$  of Boltzmann densities. After translating this condition to a PDE between  $V_t$  and  $f_t$  we propose to minimize the amount by which this PDE fails to hold.
  - First we find that in certain cases the linear interpolation  $f_t = (1-t)f_0 + tf_1$  already leads to improved performance over optimizing the reverse KL-divergence. We also show that in general this interpolation is insufficient.

- Motivated by the failure mode of the linear interpolation, we parametrize the interpolation with another neural network  $f_t = (1 - t)f_0 + tf_1 + t(1 - t)f^\theta(t)$  and optimize  $f_t^\theta$  together with the vector field  $V_t^\theta$ .
- In §4 we run experiments on Gaussian mixtures and on the  $\phi^4$  lattice field theory on a circle and report improvements in KL-divergence, effective sample size, and mode coverage.

## Motivation

Consider the following multimodal density

$$\frac{1}{4} \left( \mathcal{N}([-8 \ -8], 1) + \mathcal{N}([-8 \ 8], 1) + \mathcal{N}([8 \ -8], 1) + \mathcal{N}([8 \ 8], 1) \right), \quad (2)$$

where  $\mathcal{N}(\mu, \sigma)$  denotes a normal density centered at  $\mu$  with covariance matrix  $\text{diag}(\sigma^2)$ . Fig. 1 shows the mode-collapse of a normalizing flow trained with the reverse KL-divergence on this target. The reason why mode collapse can happen in the first place is the training objective itself. The mode seeking behavior of the reverse KL-divergence can be explained as follows. As the sampling is done according to  $q_\theta$ , the difference in log-likelihoods is weighted by the likelihood  $q_\theta$ . This implies that if  $q_\theta$  completely ignores modes of  $p$  the log-likelihoods of  $p$  and  $q_\theta$  are not compared over regions that are not covered by  $q_\theta$ . In this paper we introduce a training objective for continuous normalizing flows that can be used to replace the reverse KL-divergence and investigate to what extent it solves the issue of mode collapse on multimodal targets.

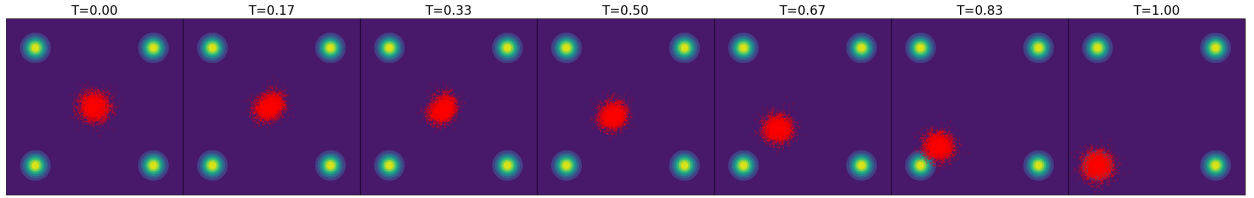


Figure 1: Mode-seeking nature of the reverse KL-divergence. The figures from left to right show how the latent gaussian is transformed by the continuous normalizing flow trained with the reverse KL objective. The green blobs denote the (unnormalized) target density, given by Eq. 2.

## 2 Background

### Change of variables

Let  $p_0(z)$  be a probability density on  $\mathbb{R}^n$  and  $\Psi : \mathbb{R}^n \rightarrow \mathbb{R}^n$  a diffeomorphism. Pushing the density  $p_0$  forward along  $\Psi$  induces a new probability density  $p$  implicitly defined by

$$\log p_0(z) = \log p(\Psi z) + \log |\det J_\Psi(z)|. \quad (3)$$

The term  $\log |\det J_\Psi(z)|$  measures how much the function  $\Psi$  expands volume locally at  $z$ .

### Continuous change of variables

Let now  $V_t$  be a time-dependent vector field and  $\Psi_\tau$  denote the diffeomorphism of following the trajectories of  $V_t$  from 0 to  $\tau$ . This family of diffeomorphisms generates a one-parameter family of densities  $p_\tau$ . The amount of volume expansion a particle experiences along this trajectory of between 0 and  $\tau$  is  $\int_0^\tau \nabla \cdot V_t(\Psi_t z) dt$ . The log-likelihoods are then related by

$$\log p_0(z) = \log p_\tau(\Psi_\tau z) + \int_0^\tau \nabla \cdot V_t(\Psi_t z) dt. \quad (4)$$

## Normalizing flows

Normalizing flows (Tabak & Turner, 2013; Dinh et al., 2016) (continuous normalizing flows (Chen et al., 2018)) parametrize a subset of the space of all densities on  $\mathbb{R}^n$ . They do this by first fixing a base density  $p_0$  and using a neural network that parametrizes the transformation  $\Psi$  (the vector field  $V_t$ ). The change of variables formula in Eq. 3 (Eq. 4) is then applied to compute the density induced by  $\Psi(V_t)$ . Generalizations of normalizing flows have also been gaining popularity in the recent years (Nielsen et al., 2020; Huang et al., 2020; Máté et al., 2022).

## Boltzmann densities

Let  $f : \mathbb{R}^n \rightarrow \mathbb{R}$  be an energy function<sup>1</sup> with a finite normalizing constant  $Z = \int e^{-f(x)} d^n x$ . The function  $f$  then induces a Boltzmann density over the configurations  $x \in \mathbb{R}^n$ ,

$$p(x) = \frac{1}{Z} e^{-S(x)}. \quad (5)$$

Conversely, given a probability density function  $p : \mathbb{R}^n \rightarrow \mathbb{R}_{+,0}$  the corresponding energy function can be recovered up to a constant  $f = -\log p - \log Z$ . In somewhat more abstract terms, the space of probability densities is obtained by factoring the space of energy functions by  $\mathbb{R}_+$ . Throughout the rest of the paper we will keep making use of this “almost equivalence” between densities and energy functions, and will frequently translate between the density space and log-density space.

## The deformation equation

A probability density  $p_0 \propto e^{-f_0}$  and a one-parameter family of vector field  $V_t$  generates a one-parameter family of probability densities  $p_t \propto e^{-f_t}$  simply by making the samples from  $p_0$  follow the flow<sup>2</sup> determined by  $V_t$ . Conversely, given a one-parameter family of probability densities  $p_t$ , we are interested in finding the *transport field* or *deformation field*  $V_t$ . Once  $V_t$  is found, it can be used to transform samples between different members of the family  $p_t$ . Either way, the families  $f_t$  and  $V_t$  are related by

$$\partial_t f_t + \langle \nabla f_t, V_t \rangle - \nabla \cdot V_t + C_t = 0, \quad (6)$$

where  $\nabla f_t$  denotes the gradient of  $f_t$ ,  $\nabla \cdot V_t$  the divergence of  $V_t$ ,  $\langle \cdot, \cdot \rangle$  is the Euclidean scalar product between vectors, and  $C_t$  is a spatially constant function, i.e. only depends on time. Moreover, if we find a triplet  $(f_t, V_t, C_t)$  that solves Eq. 6, then  $C_t$  necessarily equals  $\partial_t \log Z_t$  (up to an additive constant). We refer the reader to the works of Pfau & Rezende (2020, Eq. 6) and Máté & Fleuret (2022, Eq. 16) for details and Fig 2 for an example.

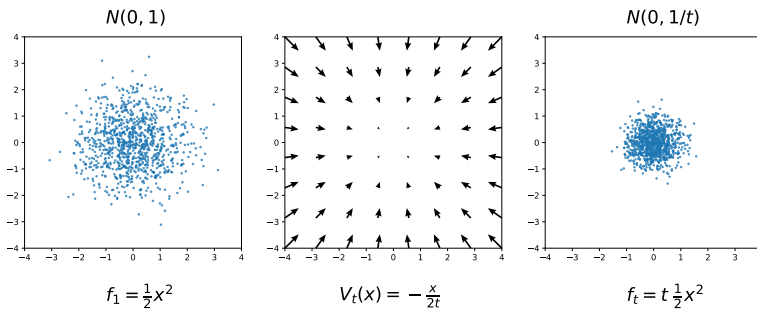


Figure 2: Deformation of a two-dimensional standard Gaussian into a family of isotropic Gaussians with different variances. Samples from a two-dimensional standard Gaussian (left). The deformation field (center). The samples in the left plot flowing along the deformation field from 1 to  $t$  follow a Gaussian centered at the origin with covariance  $1/t$  (right).

<sup>1</sup>Depending on the field, other authors might call this *action* or *potential*.

<sup>2</sup>The word *flow* is not used here in the usual sense in a machine learning context, but rather in the sense of differential geometry.

### 3 Approximating the transport field

From here on, we will use the vector field  $V_t$  and the term “continuous normalizing flow” interchangeably. Our goal is to sample from a target Boltzmann density  $p_{target} \propto e^{-f_{target}}$  by

1. defining a family of energy functions  $f_t$ ,  $0 \leq t \leq 1$  interpolating between the target energy  $f_1 = f_{target}$  and the energy function of a generalized Gaussian  $f_0(x) = |x/\sigma|^p$ ,
2. finding a transport field  $V_t$  such that  $(f_t, V_t)$  “solves” the deformation equation (Eq. 6).

If we succeed at both of these constructions, then we can obtain samples from  $p_{target}$  by sampling from  $p_0 \propto e^{-|x/\sigma|^p}$  and let the samples follow the flow of  $V_t$  from  $t = 0$  to  $t = 1$ . Note that we turned the problem of learning a single density  $e^{-f_1}$  into a continuous collection of problems, learning all the densities  $e^{-f_t}$  for  $0 \leq t \leq 1$ . It might seem like that we just made the task more difficult, but the idea is that for any  $0 \leq \tau \leq 1$ , the density  $e^{-f_\tau}$  is easier to fit once  $e^{-f_{\tau-\varepsilon}}$  is already fitted for some small  $\varepsilon$ .

#### The pointwise deformation error

Regarding the second item of the above list, an analytical expression for  $V_t$  is not easy to find if we are given a family of energy functions  $f_t$ . This would amount to solving Eq. 6, which is difficult in general. Therefore we will parametrize  $V_t$  with a neural network and train it to minimize the amount by which the pair  $(f_t, V_t)$  fails to satisfy the deformation equation. We begin by recalling the deformation equation,

$$\partial_t f_t + \langle \nabla f_t, V_t \rangle - \nabla \cdot V_t + C_t = 0, \quad (7)$$

where  $C_t$  is a spatially constant function. In what follows,  $V_t^\theta$  and  $C_t^\theta$  are parametrized by neural networks and are trained to minimize some monotonically increasing function  $L^3$  of the pointwise *deformation error*

$$\mathcal{E}_{\theta,x,t} = \partial_t f_t(x) + \langle \nabla f_t(x), V_t^\theta(x) \rangle - \nabla \cdot V_t^\theta(x) + C_t^\theta. \quad (8)$$

The expression  $L(\mathcal{E}_{\theta,x,t})$  measures the incompatibility of  $f_t$  and  $V_t$  at a single  $(t, x)$  pair of coordinates, we will need to optimize some sort of integral of this pointwise error over both  $t$  and  $x$ .

#### The deformation loss

Suppose that we have an interpolation of energy functions  $f_t$ . We propose to train  $V_t^\theta$  and  $C_t^\theta$  to minimize the deformation error (Eq. 8) along the trajectories of  $V_t^\theta$ . Formally, let  $q_\theta$  be a parametric density parametrized by a continuous normalizing  $V_t^\theta$ . We update the parameters to minimize the integral of  $L(\mathcal{E})$  along the trajectories of the flow, weighting each trajectory by  $w(z) = \frac{e^{-S(\gamma_1^\theta(z))}}{q_\theta(\gamma_1^\theta(z))}$ ,

$$\mathcal{L}(\theta) = \mathbb{E}_{z \sim \mathcal{B}} \left[ w(z) \int_0^1 L(\mathcal{E}_{\theta, \gamma_t^\theta(z), t}) dt \right], \quad (9)$$

where  $\mathcal{B}$  denotes the base distribution and  $\gamma_\tau^\theta(z)$  is given by transporting  $z$  along the  $V_t^\theta$  between 0 and  $\tau$ . The standard deviation of the base is an important hyperparameter, its role can be explained as follows. Ideally, we would like to minimize the deformation error everywhere in space, but we can only evaluate it along the trajectories of  $V_t^\theta$ . To provide better coverage, we can increase the standard deviation of the base density during training. In principle, it is not a requirement to train along trajectories starting from the same base as the one we’re trying to match to the target. We didn’t explore this possibility, in all our experiments  $\mathcal{B}$  is both the distribution along which we optimize the deformation loss and also the base of the flow (i.e. the density that approximates  $p$  once pulled through the flow).

<sup>3</sup>In our experiments we tried  $L \in \{\mathcal{E} \mapsto |\mathcal{E}|, \mathcal{E} \mapsto |\mathcal{E}|^2, \mathcal{E} \mapsto |\mathcal{E}| + |\mathcal{E}|^2, \mathcal{E} \mapsto \log(1 + |\mathcal{E}|\}\}$ .

### First approach: Linear interpolation

There are many ways of interpolating between two functions. Arguably the simplest way to do so is to set

$$f_t(x) = (1 - t)f_0(x) + tf_1(x), \quad 0 \leq t \leq 1. \quad (10)$$

A discretization of the induced interpolation in density space is often used as a sequence of proposals for annealed importance sampling (Neal, 1998). We will call the family given by Eq. 10 the *linear interpolation*. Fig. 3 shows the evolution of the samples along a continuous normalizing flow trained with the deformation loss using the linear interpolation. Comparing with Fig. 1, we observe that the same network trained with the deformation loss instead of the reverse KL-divergence can capture all 4 modes of the target density.

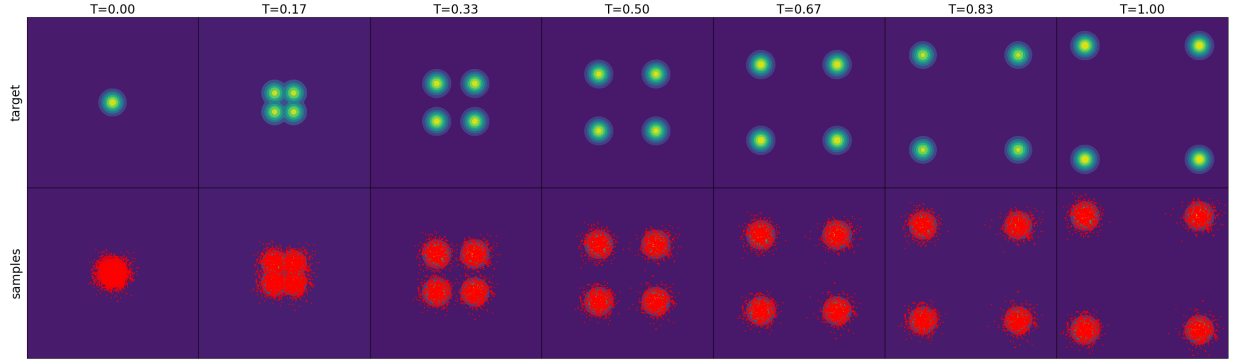


Figure 3: The same continuous normalizing flow as in Fig. 1 trained with the deformation loss using the linear interpolation. The top row shows how the target density evolves under the predefined linear interpolation between  $f_0 = x^2/2$  and  $f_1 = -\log(\text{Eq. 2})$ , while the bottom row shows how the samples from  $q_\theta$  evolve along  $V_t$  as  $t$  is varied.

**The issue with the linear interpolation** Let us now consider the density

$$\frac{1}{3}\mathcal{N}([4 \ 4], 1) + \frac{2}{3}\mathcal{N}([-8 \ -8], 1). \quad (11)$$

This target does not enjoy the symmetry properties of the previous mixture, one of the modes is closer to the base and has a lower relative weight than the other one. The top row of Fig. 4 shows the linear interpolation to this target and the second row shows that this interpolation is insufficient to capture the mode which is further away. In a nutshell, the reason for this is that the relative weights of the modes are not preserved as  $t$  is varied.

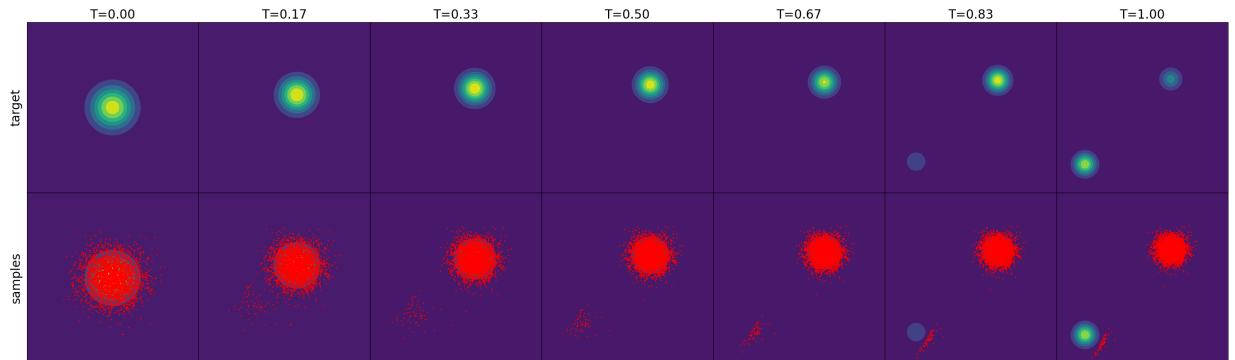


Figure 4: The issue with the linear interpolation. The top row shows how the target density evolves under the predefined linear interpolation between  $f_0 = x^2/8$  and  $f_1 = -\log(\text{Eq. 11})$ , while the bottom row shows how the samples from  $q_\theta$  evolve along  $V_t$  as  $t$  is varied.

### Interlude: good and bad interpolations

The reason why the linear interpolation can lead to problems is illustrated in Figures 5 and 6. Figure 5 shows a particular example where the linear interpolation in log-density space induces a “good” interpolation in density space. Figure 6 shows that for certain target functions the linear interpolation in log-density space induces an interpolation in density space that is not “local” in the sense that probability mass gets moved between the modes. Based on the results shown in Figure 4 such densities are difficult to learn with the linear interpolation. This difficulty is purely from an optimizability perspective, in principle there exists a vector field  $V_t$  that moves probability mass the correct way along any interpolation.

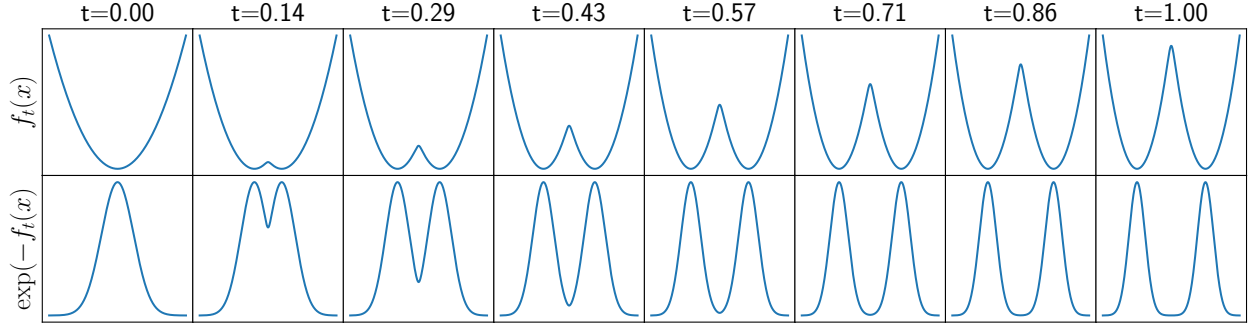


Figure 5: Linear interpolation between  $f_0(x) = x^2/4$  and  $f_1 = -\log(\frac{1}{2}e^{-(x-3)^2} + \frac{1}{2}e^{-(x+3)^2})$ . The top row shows the linear interpolation in the log-density space, the bottom row shows the induced interpolation in density space.

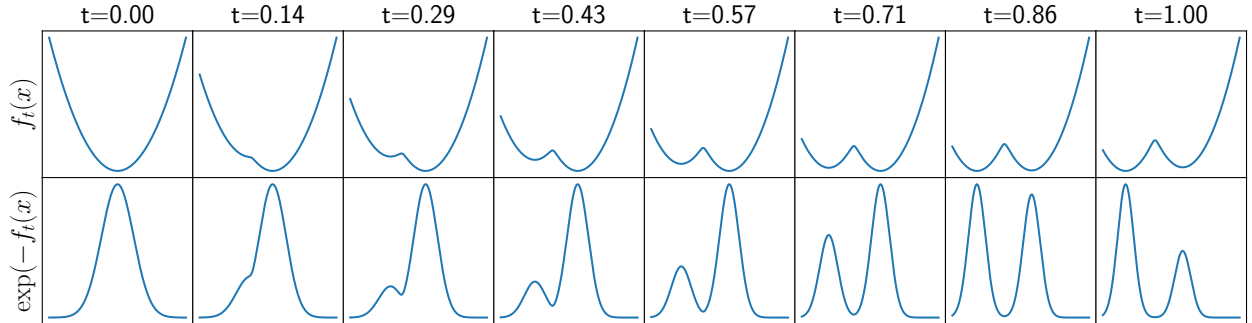


Figure 6: Linear interpolation between  $f_0(x) = x^2/4$  and  $f_1 = -\log(\frac{1}{3}e^{-(x-1)^2} + \frac{2}{3}e^{-(x+4)^2})$ . The top row shows the linear interpolation in the log-density space, the bottom row shows the induced interpolation in density space. Note how the relative weights of modes is not preserved as  $t$  is varied.

### Sanity check: interpolate along the diffusion process

**Diffusion Models** Diffusion models (Sohl-Dickstein et al., 2015; Ho et al., 2020) also define a family of probability densities  $p_t$  on  $\mathbb{R}^n$  interpolating between the data density  $p_1(x)$  and the latent  $n$ -dimensional gaussian  $p_0 = \mathcal{N}(0, \sigma)$ . Samples from  $p_t$  are of the form  $\sqrt{t}x + \sqrt{1-t}z$  where  $x \sim p_1$ ,  $z \sim p_0$ . Geometrically, the probability density  $p_t$  is obtained by first stretching  $p_1$  by a factor of  $\sqrt{t}$  and then convolving with the Gaussian kernel  $\mathcal{G}^{\sigma\sqrt{1-t}}$ <sup>4</sup>.

$$p_1(x) \xrightarrow{S_t} t^{-n/2} p_1(t^{-1/2}x) \xrightarrow{C_t} \underbrace{t^{-n/2} p_1(t^{-1/2}x) * \mathcal{G}^{\sigma\sqrt{1-t}}}_{p_t(x)}, \quad (12)$$

<sup>4</sup>The Gaussian kernel  $\mathcal{G}^{\sigma\sqrt{1-t}}$  is a Gaussian density with mean 0 and covariance matrix  $\text{diag}(\sigma^2(1-t))$ .

where we used  $S_t$  to denote the stretching by a factor of  $\sqrt{t}$  and  $C_t$  to denote the convolution with the Gaussian kernel  $\mathcal{G}^{\sigma\sqrt{1-t}}$ . If  $t = 1$ , both  $S_t$  (stretching by a factor of 1) and  $C_t$  (convolving with a Dirac-delta) are just the identity. If  $t = 0$ , then  $S_t$  collapses  $p_1$  to a Dirac-delta at the origin and  $C_t$  convolves it with  $\mathcal{N}(0, \sigma)$  implying that  $p_0 = \mathcal{N}(0, \sigma)$ . The nice thing about the diffusion process is that it provides an interpolation between densities where the situation of Fig. 6 is avoided. Loosely speaking, this interpolation is “local” in a sense that the linear interpolation was not.

The family of Gaussian mixtures is closed under the diffusion process given by Eq. 12, we can even explicitly compute the time-evolution of a Gaussian mixture and use it to replace the linear interpolation. Fig. 7 shows samples from a normalizing flow that was trained with the deformation loss using the hand-computed interpolation of its diffusion process.

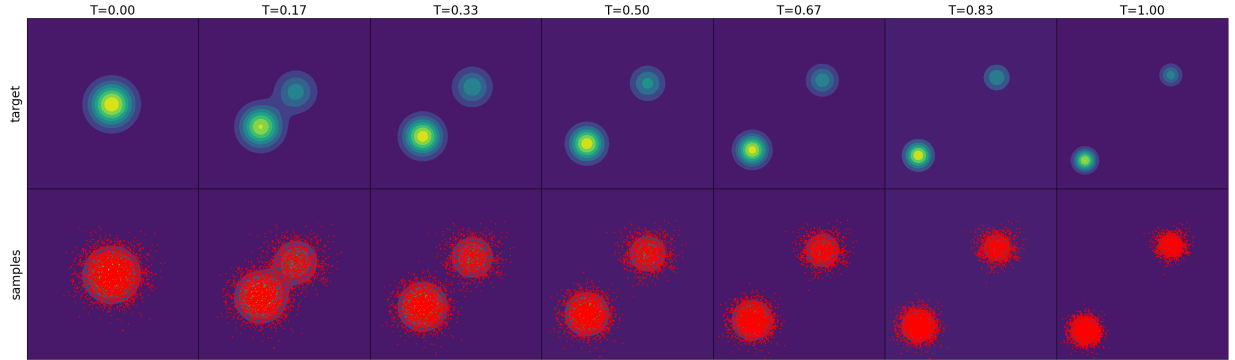


Figure 7: The same continuous normalizing flow as in Fig. 4 with the deformation loss using the hand-computed diffusion interpolation. The green blobs denote the (unnormalized) target density, a mixture of two Gaussians, given by Eq. 11. The top row shows how the target density evolves under the predefined diffusion-like interpolation, while the bottom row shows how the samples from  $q_\theta$  evolve along the flow as  $t$  is varied.

Unfortunately, since all we are given is the ability to evaluate the target energy pointwise, there is no analytical formula for calculating the diffusion process of an arbitrary target density. Moreover, any numerical approach involves integration, that gets increasingly expensive as  $t$  gets smaller and the dimensionality of the problem gets larger. Nonetheless, this result demonstrates that minimizing the deformation error is a feasible approach, one just needs to be more careful about the interpolation between the latent and target energy functions.

### Parametrizing the interpolation

To circumvent the issues presented in the previous section, we need to use a different interpolation between the latent and target energy functions. The authors could not find a predefined interpolation that is 1) “local” in the still not formal, but intuitive sense and 2) easy to compute for arbitrary target energies. Instead, we propose to use a neural network to parametrize the interpolation  $f_t$  as

$$f_t(x) = (1-t)f_0(x) + tf_1(x) + t(1-t)f_t^\theta(x), \quad 0 \leq t \leq 1, \quad (13)$$

where  $f_t^\theta$  is parametrized by a neural network. This parametrization ensures that the boundary conditions at  $t \in \{0, 1\}$  are satisfied, and allows for flexibility for  $0 < t < 1$ . The parameters of the interpolation are trained together with the those of the flow (and those of  $C_t$ ) with the objective of minimizing the deformation loss. Fig. 8 shows that this flexibility allows a flow trained with the deformation loss to capture both modes of the distribution given by Eq. 11.

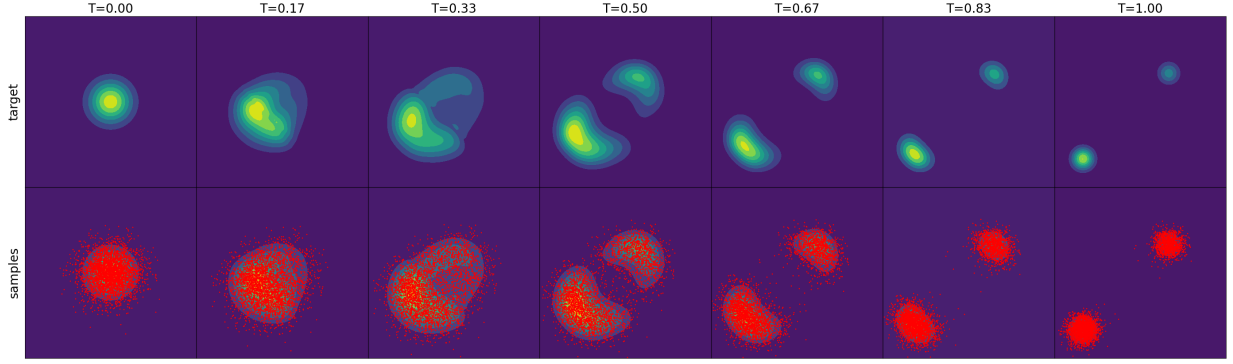


Figure 8: The same continuous normalizing flow as in Fig. 4 trained with the deformation loss using the trainable interpolation. The green blobs denote the (unnormalized) target density, a mixture of 2 Gaussians, given by Eq. 11. The top row shows how the target density evolves under the learned interpolation, while the bottom row shows how the samples from  $q_\theta$  evolve along  $V_t$  as  $t$  is varied.

## 4 Experiments

To compare the deformation loss to the reverse KL-divergence we train the same normalizing flow architecture by minimizing the 1) reverse KL objective 2) the deformation loss. We test on Gaussian mixtures and on the  $\phi^4$  lattice field theory on a circle.

### Performance metrics

To quantify the results of the experiments, for each model we report a subset of the following metrics. For all runs we report the reverse KL-divergence (minus  $\log Z$ ),

$$\mathbb{E}_{x \sim q_\theta} (\log q_\theta(x) - \log p(x)) \quad (14)$$

and the effective sample size,

$$ESS_r = \frac{\left(\frac{1}{N} \sum_i p(x_i)/q_\theta(x_i)\right)^2}{\frac{1}{N} \sum_i (p(x_i)/q_\theta(x_i))^2}, \quad x_i \sim q_\theta, \quad (15)$$

where  $N$  is the number of samples. These metrics capture how good a fit  $q_\theta$  is for  $p$ , but only in those regions where samples are available. They are therefore insensitive to mode collapse. To compensate for this, we compute the Hausdorff distance between the means of the modes  $M = \{m_1, \dots, m_k\}$  and a batch of samples  $X = \{x_1, \dots, x_N\}$  from the model,

$$H(M, X) = \max_{m \in M} \min_{x \in X} \sqrt{\|m - x\|^2}. \quad (16)$$

In the case of Gaussian mixtures, the means  $M$  are the means of mixture components whereas in the case of the  $\phi^4$  theory, the means are  $(\phi_1, \phi_2, \dots, \phi_N) = (a, a, \dots, a)$  and  $(\phi_1, \phi_2, \dots, \phi_N) = (b, b, \dots, b)$  where  $a$  and  $b$  are the two local minima of  $-m\phi^2 + \lambda\phi^4$  (see §4.2 for details). The Hausdorff distance is a good metric for measuring mode coverage but is insensitive to the shape of the distributions. Finally, the forward KL-divergence (plus  $\log Z$ ),

$$\mathbb{E}_{x \sim p} (\log p(x) - \log q_\theta(x)) \quad (17)$$

and effective sample size,

$$ESS_f = \frac{\left(\frac{1}{N} \sum_i q_\theta(x_i)/p(x_i)\right)^2}{\frac{1}{N} \sum_i (q_\theta(x_i)/p(x_i))^2}, \quad x_i \sim p. \quad (18)$$

provide the most accurate (both mode coverage and shape matching) description of the goodness of the fit. Unfortunately, they require samples from  $p$ , therefore we only report them for the experiments on Gaussian mixtures.



## 4.1 Gaussian mixtures

In this section we train on two energy functions, those given by Equations 2 and 11. The metrics are reported in Table 1 and correspond well to what we observe in Figures 1, 3, 4 and 8.

	Energy function given by Eq. 2			Energy function given by Eq. 11		
	$KL(q_\theta, p)$	Deformation Loss		$KL(q_\theta, p)$	Deformation Loss	
		Linear Interpolation	Trainable Interpolation		Linear Interpolation	Trainable Interpolation
Hausdorff ↓	$19.28 \pm .304$	<b>0.060</b> ± .023	<b>0.053</b> ± .010	$13.25 \pm .363$	$2.329 \pm .124$	<b>0.045</b> ± .022
Rev. KL ↓	$1.387 \pm .001$	<b>0.003</b> ± .002	<b>0.000</b> ± .001	$1.099 \pm .000$	$1.081 \pm .004$	<b>0.001</b> ± .001
Rev. ESS ↑	$0.999 \pm .000$	$0.998 \pm .001$	$1.000 \pm .000$	$1.000 \pm .000$	$0.928 \pm .080$	$0.999 \pm .000$
Fw.KL ↓	$110.6 \pm 97.6$	<b>0.001</b> ± .001	<b>0.000</b> ± .000	$74.38 \pm 30.3$	$37.68 \pm 6.99$	<b>0.000</b> ± .000
Fw. ESS ↑	$0.254 \pm .006$	<b>0.998</b> ± .002	<b>0.999</b> ± .000	$0.332 \pm .007$	$0.336 \pm .008$	<b>1.000</b> ± .000

Table 1: Results of training the same flow with 3 different objectives: the reverse KL-divergence, the deformation loss with linear interpolation and the deformation loss with the trainable interpolation. Note that the target densities are normalized, i.e.  $\log Z = 0$ . Mean and standard deviation values over 5 seeds are reported.

## 4.2 $\phi^4$ lattice field theory on a circle

In this section we consider the  $\phi^4$  lattice field theory on a circle. After discretizing the circle to the cycle graph  $C_N$  with  $N$  nodes, the action associated to a state  $(x_1, \dots, x_N)$  is given by

$$S(\phi_1, \dots, \phi_N) = \sum_{i=1}^N \left( (\phi_i - \phi_{i+1})^2 - m\phi_i^2 + \lambda(\phi_i - \alpha)^4 \right), \quad (19)$$

where  $m, \lambda$  and  $\alpha$  are numerical parameters and the subscript  $i+1$  is to be understood modulo  $N$ . In all our experiments  $N = 16, \lambda = 1/16, \alpha = 10^{-2}$  and  $m \in \{0.25, 0.50, 0.75, 1.00\}$ . The Boltzmann density then reads

$$e^{-S(x)} = e^{-\sum_{i=1}^N (\phi_i - \phi_{i+1})^2} \prod_{i=1}^N e^{m\phi_i^2 - \lambda(\phi_i - \alpha)^4}. \quad (20)$$

In all cases, the one-dimensional Boltzmann density  $e^{m\phi^2 - \lambda(\phi - \alpha)^4}$  has two modes. Their relative weight and separation is controlled by  $m$  and  $\alpha$ , (Fig. 9). Intuitively, the second term in Eq. 20 encourages the particle to follow the unnormalized density  $e^{m\phi^2 - (\phi - \alpha)^4}$  at every lattice site, while the first one penalizes neighbors that differ too much (i.e. belong to different modes of  $e^{m\phi^2 - (\phi - \alpha)^4}$ ).

**Heuristics** With the above interpretation we can argue that  $\phi_i$  and  $\phi_{i+1}$  are likely to be close, and therefore all  $\phi_i$  is likely to be close to  $\bar{\phi} = \frac{1}{N} \sum_i \phi_i$ . Then the density  $e^{-S}$  has two modes, centered at  $(a, a, \dots, a)$  and  $(b, b, \dots, b)$ , where  $a$  and  $b$  are the local minima of  $-m^2 + \lambda(\phi - \alpha)^4$ . Moreover, we can approximate the density of  $\bar{\phi}$  as

$$\propto e^{N(m\bar{\phi}^2 - (\bar{\phi} - \alpha)^4)}. \quad (21)$$

This is only a rough estimate, but it is still reasonable to compare  $e^{N(m\bar{\phi}^2 - (\bar{\phi} - \alpha)^4)}$  to the empirical density of the mean of the samples from the model. This will indicate whether or not both modes of the target have been found by the flow. Finally, the factor  $N$  in the exponent of Eq. 21 means that  $\bar{\phi}$  approximately behaves like  $\phi$  at a  $N$ -times lower temperature, making the modes of  $e^{-S}$  more isolated and the difference of their relative weights more pronounced (Fig. 9).

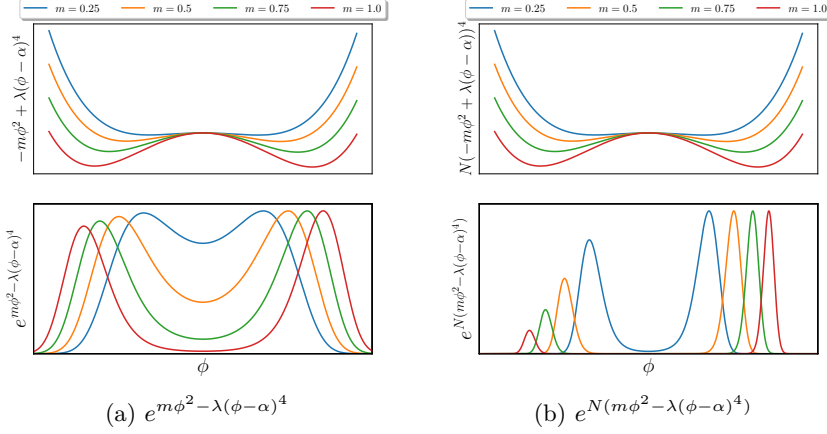


Figure 9: Dependence of  $-m\phi^2 + \lambda(\phi - \alpha)^4$  and of the Boltzmann density  $e^{m\phi^2 - \lambda(\phi - \alpha)^4}$  on  $m$  and  $\alpha$ . Note that the relative weight  $w$  of the two modes of  $e^{m\phi^2 - \lambda(\phi - \alpha)^4}$  is only slightly different from 1 (left), but the relative weight of the two modes of  $e^{-S}$  is approximately  $w^N$  (right).

**Experiments** We compare the deformation loss with the trainable interpolation to the reverse KL objective. The quantitative results are summarized in Table 2. A histogram of the empirical density of the mean is compared to  $e^{N(m\phi^2 - \lambda(\phi - \alpha)^4)}$  in Figure 10.

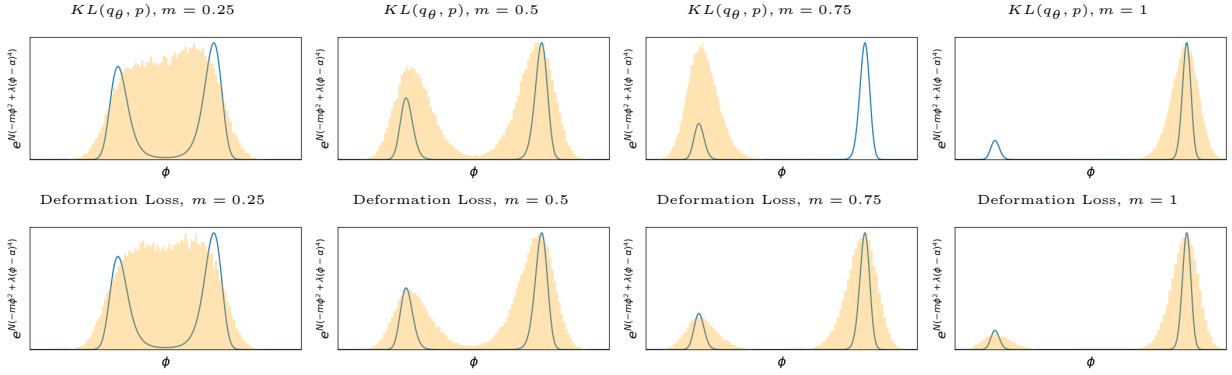


Figure 10: Mode collapse of the reverse KL-divergence for higher values of  $m$ . The unnormalized density  $p(\phi) \propto e^{-N(m\phi^2 - \lambda(\phi - \alpha)^4)}$  (blue curve), plotted against the one-dimensional marginal of the average coordinate,  $\frac{1}{N} \sum_i \phi_i$  (orange histogram). Note that these two densities are not supposed to equal, but are a good enough approximation of each other to see whether mode collapse happened.

	$m = 0.25$		$m = 0.5$	
	$KL(q_\theta, p)$	Deformation Loss	$KL(q_\theta, p)$	Deformation Loss
Hausdorff $\downarrow$	$1.15 \pm .095$	$1.15 \pm .101$	$0.87 \pm .032$	$0.98 \pm .023$
Rev. KL $\downarrow$	$-9.78 \pm .001$	$-9.78 \pm .001$	$-18.7 \pm .018$	$-18.8 \pm .001$
Rev. ESS $\uparrow$	$0.98 \pm .000$	$0.99 \pm .000$	$0.70 \pm .209$	$0.99 \pm .001$
	$m = 0.75$		$m = 1.00$	
	$KL(q_\theta, p)$	Deformation Loss	$KL(q_\theta, p)$	Deformation Loss
Hausdorff $\downarrow$	$16.7 \pm .160$	<b><math>0.84 \pm .022</math></b>	$20.1 \pm .190$	<b><math>0.77 \pm .042</math></b>
Rev. KL $\downarrow$	$-36.4 \pm .529$	<b><math>-37.0 \pm .001</math></b>	$-63.1 \pm .844$	<b><math>-63.9 \pm .001</math></b>
Rev. ESS $\uparrow$	$0.97 \pm .008$	<b><math>0.99 \pm .006</math></b>	$0.94 \pm .042$	<b><math>0.99 \pm .002</math></b>

Table 2: Results of training the same flow with two different objectives: the reverse KL-divergence and the deformation loss with the trainable interpolation. Mean and standard deviation values over 3 seeds are reported.

## Implementation and training details

Every trainable object in our experiments is parametrized by a weighted sum of MLPs. The weighting is done by evenly spaced RBF time-kernels, one for each model. Importantly, our architecture is completely oblivious to the  $\mathbb{Z}_2 \times C_n$ -symmetry of the  $\phi^4$  theory and computes the divergence numerically. We leave the exploitation of symmetries and the use of architectures with analytic expressions for the divergence of  $V_t$  (Köhler et al., 2020; Gerdes et al., 2022), as well as for  $\nabla f_t$  and  $\partial_t f_t$ , for future work. The choices of hyperparameters are given in Table 3. Everything was implemented in JAX (Bradbury et al., 2018) and executed on one of eight A100 GPUs.

	Gaussian Mixtures		$\phi^4$ on a circle
	Eq. 2	Eq. 11	
number of RBF-kernels in time	4	4	8
hidden layers per model	2	2	3
neurons per hidden layer	64	64	128
activation function	swish	swish	swish
base distribution	$\mathcal{N}(0, 1)$	$\mathcal{N}(0, 2)$	$\propto e^{-(x/2)^4}$
bath size during training	256	256	256
batch size during evaluation	4096	4096	4096
number of train steps	$10^4$	$10^4$	$10^4$
initial learning rate	$3 \times 10^{-3}$	$3 \times 10^{-3}$	$3 \times 10^{-3}$
number of integration steps	50	50	50
deformation loss	$ \mathcal{E}  +  \mathcal{E} ^2$	$ \mathcal{E}  +  \mathcal{E} ^2$	$ \mathcal{E}  +  \mathcal{E} ^2$

Table 3: Hyperparameters and design choices for our experiments. The learning rate was initialized to the value shown in the table and annealed to 0 following a cosine schedule.

**Computational costs** To optimize the “baseline” reverse KL objective one needs a parametrization of  $V_t$  and to integrate  $\nabla \cdot V_t$  along the trajectories. In addition to this, the deformation loss also needs to parametrize  $C_t$  and  $f_t$  and to integrate an expression depending on  $\nabla \cdot V_t, \partial_t f, \nabla f$  and  $C_t$ . This means that the same number of training steps are more expensive computationally when using the deformation loss. The experiments lasted  $\sim 2.1$ -times longer on the Gaussian mixtures and  $\sim 1.85$ -times longer on the  $\phi^4$  theory when using the deformation loss instead of the reverse KL-divergence. In the case of the prescribed linear interpolation on the Gaussian targets, the training lasted  $\sim 1.6$  times longer than with the reverse KL.

**Weighting of the trajectories** An important detail of the implementation is related to the weighting of the trajectories. In Eq. 9 we introduced  $w(z) = \frac{e^{-S(\gamma_1(z))}}{q_\theta(\gamma_1(z))}$  assigning weights to trajectories. If  $q_\theta$  is far from  $p$  then the values of these weights can be large, leading to numerical issues. To avoid this, we normalize these weights per batch.

## 5 Summary and Closing remarks

We introduced an alternative training objective of continuous normalizing flows that uses an interpolation of energy functions. We’ve demonstrated empirically that the proposed objective outperforms the reverse KL-divergence when the target density has multiple modes.

**Two reasons for mode collapse** There can be, at least, two different reasons for mode collapse when training with the reverse KL-divergence. First, if one of the modes is so far away from the base distribution that it never gets visited by the flow. Second, if a mode is visited during training by trajectories of the flow, but the flow still ignores it and fits the remaining modes of the density. It is important to distinguish these two scenarios as our proposed technique can help with the second kind, but not the first one. This is also the

---

reason why the standard deviation of the base density is important. When the base has a higher variance, a larger fraction of the space gets visited.

**Implicit learning of the target density** Our method optimizes the error to a certain PDE. This in particular means that the matching of the target and parametrized density is only a side effect of the optimization. We observed during training our models that our method first successfully finds the modes of the distribution, but high ESS and low KL values come much later in training. A potential improvement would be to only use the method of this paper for finding the modes and then rely on more efficient “explicit density learners”.

**Reframing the method as a PINN** Our work naturally fits into the framework of Physics-informed neural networks (Raissi et al., 2019). What this work calls the pointwise deformation error, would be called the residual to the deformation equation in the PINN literature. The core idea is essentially the same: the optimization of a neural network to satisfy a PDE pointwise.

## 6 Acknowledgement

The authors acknowledge support from the Swiss National Science Foundation under grant number CR-SII5\_193716 - “Robust Deep Density Models for High-Energy Particle Physics and Solar Flare Analysis (RODEM)”. We further thank Samuel Klein, Jonas Köhler and Eloi Alonso for discussions and Saviz Mowlavi for pointing out the connection to PINNs.

## References

- Ryan Abbott, Michael S. Albergo, Denis Boyda, Kyle Cranmer, Daniel C. Hackett, Gurtej Kanwar, Sébastien Racanière, Danilo J. Rezende, Fernando Romero-López, Phiala E. Shanahan, Betsy Tian, and Julian M. Urban. Gauge-equivariant flow models for sampling in lattice field theories with pseudofermions, 2022. URL <https://arxiv.org/abs/2207.08945>.
- Michael S. Albergo, Denis Boyda, Daniel C. Hackett, Gurtej Kanwar, Kyle Cranmer, Sébastien Racanière, Danilo Jimenez Rezende, and Phiala E. Shanahan. Introduction to normalizing flows for lattice field theory, 2021a. URL <https://arxiv.org/abs/2101.08176>.
- Michael S. Albergo, Gurtej Kanwar, Sébastien Racanière, Danilo J. Rezende, Julian M. Urban, Denis Boyda, Kyle Cranmer, Daniel C. Hackett, and Phiala E. Shanahan. Flow-based sampling for fermionic lattice field theories. *Physical Review D*, 104(11), dec 2021b. doi: 10.1103/physrevd.104.114507. URL <https://doi.org/10.1103/PhysRevD.104.114507>.
- Michael S. Albergo, Denis Boyda, Kyle Cranmer, Daniel C. Hackett, Gurtej Kanwar, Sébastien Racanière, Danilo J. Rezende, Fernando Romero-López, Phiala E. Shanahan, and Julian M. Urban. Flow-based sampling in the lattice schwinger model at criticality, 2022. URL <https://arxiv.org/abs/2202.11712>.
- Denis Boyda, Gurtej Kanwar, Sébastien Racanière, Danilo Jimenez Rezende, Michael S. Albergo, Kyle Cranmer, Daniel C. Hackett, and Phiala E. Shanahan. Sampling using  $SU(n)$  gauge equivariant flows. *Phys. Rev. D*, 103:074504, Apr 2021. doi: 10.1103/PhysRevD.103.074504. URL <https://link.aps.org/doi/10.1103/PhysRevD.103.074504>.
- James Bradbury, Roy Frostig, Peter Hawkins, Matthew James Johnson, Chris Leary, Dougal Maclaurin, George Necoara, Adam Paszke, Jake VanderPlas, Skye Wanderman-Milne, and Qiao Zhang. JAX: composable transformations of Python+NumPy programs, 2018. URL <http://github.com/google/jax>.
- Ricky T. Q. Chen, Yulia Rubanova, Jesse Bettencourt, and David Duvenaud. Neural ordinary differential equations, 2018. URL <https://arxiv.org/abs/1806.07366>.
- Pim de Haan, Corrado Rainone, Miranda C. N. Cheng, and Roberto Bondesan. Scaling up machine learning for quantum field theory with equivariant continuous flows, 2021. URL <https://arxiv.org/abs/2110.02673>.

- 
- Laurent Dinh, Jascha Sohl-Dickstein, and Samy Bengio. Density estimation using real nvp. *arXiv preprint arXiv:1605.08803*, 2016.
- Mathis Gerdes, Pim de Haan, Corrado Rainone, Roberto Bondesan, and Miranda C. N. Cheng. Learning lattice quantum field theories with equivariant continuous flows, 2022. URL <https://arxiv.org/abs/2207.00283>.
- Jonathan Ho, Ajay Jain, and Pieter Abbeel. Denoising diffusion probabilistic models. *Advances in Neural Information Processing Systems*, 33:6840–6851, 2020.
- Chin-Wei Huang, Laurent Dinh, and Aaron Courville. Augmented normalizing flows: Bridging the gap between generative flows and latent variable models. *arXiv preprint arXiv:2002.07101*, 2020.
- Jonas Köhler, Leon Klein, and Frank Noé. Equivariant flows: Exact likelihood generative learning for symmetric densities, 2020. URL <https://arxiv.org/abs/2006.02425>.
- Bálint Máté and François Fleuret. Deformations of boltzmann distributions. *arXiv preprint arXiv:2210.13772*, 2022.
- Bálint Máté, Samuel Klein, Tobias Golling, and François Fleuret. Flowification: Everything is a normalizing flow. *arXiv preprint arXiv:2205.15209*, 2022.
- Laurence Illing Midgley, Vincent Stimper, Gregor NC Simm, Bernhard Schölkopf, and José Miguel Hernández-Lobato. Flow annealed importance sampling bootstrap. *arXiv preprint arXiv:2208.01893*, 2022.
- Radford M. Neal. Annealed importance sampling, 1998. URL <https://arxiv.org/abs/physics/9803008>.
- Kim A. Nicoli, Shinichi Nakajima, Nils Strodthoff, Wojciech Samek, Klaus-Robert Müller, and Pan Kessel. Asymptotically unbiased estimation of physical observables with neural samplers. *Physical Review E*, 101(2), feb 2020. doi: 10.1103/physreve.101.023304. URL <https://doi.org/10.1103/PhysRevE.101.023304>.
- Kim A Nicoli, Christopher J Anders, Lena Funcke, Tobias Hartung, Karl Jansen, Pan Kessel, Shinichi Nakajima, and Paolo Stornati. Estimation of thermodynamic observables in lattice field theories with deep generative models. *Physical review letters*, 126(3):032001, 2021.
- Didrik Nielsen, Priyank Jaini, Emiel Hoogeboom, Ole Winther, and Max Welling. Survae flows: Surjections to bridge the gap between vaes and flows. *Advances in Neural Information Processing Systems*, 33:12685–12696, 2020.
- Frank Noé, Simon Olsson, Jonas Köhler, and Hao Wu. Boltzmann generators – sampling equilibrium states of many-body systems with deep learning, 2018. URL <https://arxiv.org/abs/1812.01729>.
- David Pfau and Danilo Rezende. Integrable nonparametric flows. *arXiv preprint arXiv:2012.02035*, 2020.
- M. Raissi, P. Perdikaris, and G.E. Karniadakis. Physics-informed neural networks: A deep learning framework for solving forward and inverse problems involving nonlinear partial differential equations. *Journal of Computational Physics*, 378:686–707, 2019. ISSN 0021-9991. doi: <https://doi.org/10.1016/j.jcp.2018.10.045>. URL <https://www.sciencedirect.com/science/article/pii/S0021999118307125>.
- Jascha Sohl-Dickstein, Eric Weiss, Niru Maheswaranathan, and Surya Ganguli. Deep unsupervised learning using nonequilibrium thermodynamics. In *International Conference on Machine Learning*, pp. 2256–2265. PMLR, 2015.
- Esteban G Tabak and Cristina V Turner. A family of nonparametric density estimation algorithms. *Communications on Pure and Applied Mathematics*, 66(2):145–164, 2013.
- Lorenz Vaitl, Kim A Nicoli, Shinichi Nakajima, and Pan Kessel. Gradients should stay on path: better estimators of the reverse- and forward kl divergence for normalizing flows. *Machine Learning: Science and Technology*, 3(4):045006, oct 2022. doi: 10.1088/2632-2153/ac9455. URL <https://dx.doi.org/10.1088/2632-2153/ac9455>.