

A NOVEL, SCALE-INVARIANT, DIFFERENTIABLE, EFFICIENT, SCALABLE REGULARIZER

Hovig Tigran Bayandorian

htbayandorian@gmail.com

ABSTRACT

L_p -norm regularization schemes such as L_0 , L_1 , and L_2 -norm regularization and L_p -norm-based regularization techniques such as weight decay compute a quantity which depends on model weights considered in isolation from one another. This paper introduces a regularizer based on minimizing a novel measure of entropy applied to the model during optimization. In contrast with L_p -norm-based regularization, this regularizer is concerned with the spatial arrangement of weights within a weight matrix. This novel regularizer is an additive term for the loss function and is differentiable, simple and fast to compute, scale-invariant, requires a trivial amount of additional memory, and can easily be parallelized. Empirically this method yields approximately a one order-of-magnitude improvement in the number of nonzero model parameters required to achieve a given level of test accuracy when training LeNet300 on MNIST.

1 INTRODUCTION

Deep neural network models LeCun et al. (2015) provide state-of-the art results on a great variety of learning tasks ranging from many-body quantum physics Pfau et al. (2020) to the challenging board game of Go Silver et al. (2018). State-of-the art models may reach upwards of 1.6 trillion parameters Fedus et al. (2021) and are soon expected to reach one hundred trillion parameters, with larger parameter counts associated with better model performance including higher sample efficiency during the learning process Brown et al. (2020). Despite routinely being initialized and trained in a dense manner, neural networks can be pruned by upwards of 90 percent via a variety of pruning techniques without significantly damaging model accuracy Frankle & Carbin (2018), but as of yet there is no satisfactory sparsifying regularization technique for model training.

An overview of techniques for inducing sparsification in neural networks can be found in Hoefler et al. (2021), including a review of regularization techniques. As the authors note, perhaps the most ubiquitous L_p -norm-like regularizer in use today is weight decay Krogh & Hertz (1991), which is based on an L_2 -norm coupled with a decay/learning rate. Regularization techniques described in this review revolve around quantities computed on model weights independently, typically an L_p -norm.

Perhaps the most desirable measure of model regularization is the L_0 -norm, which is a count of the number of nonzero parameters in a model. The L_0 -norm is distinguished by the fact that it is scale-invariant (insensitive to a rescaling of the model weights), and thereby does not impose shrinkage on the weights or conflict with techniques such as batch normalization, but the L_0 -norm is not differentiable. The problem of minimizing the L_0 -norm, however, is NP-hard Ge et al. (2011), as is any L_p norm where $p < 1$. A variety of techniques have been suggested to aid in optimizing the L_0 -norm, such as the relaxation achieved by using stochastic gates Louizos et al. (2017), or constraint-based optimization of that relaxation Gallego-Posada et al. (2022).

Difficulties associated with optimizing the L_0 -norm lead to consideration of regularization based on the L_1 -norm and L_2 -norm, which are differentiable, but come with the cost of imposing an undesirable decrease in the model weights, a phenomenon known as shrinkage, and require the introduction of a regularization parameter which can be difficult to optimize. One recent technique uses a ratio of the square of the L_1 -norm to the L_2 -norm to provide a differentiable scale-invariant regularizer Yang et al. (2020). The L_1 -norm is not rotation invariant and favors.

This paper proposes a novel regularizer based on an additive term to the loss function which incentivizes localization of weights within each layer. This regularizer is motivated by a novel method of estimating entropy and seeks to minimize the entropy of the model given this measure. The resulting regularizer is scale-invariant therefore should not impose shrinkage on the model weights. This regularizer is differentiable and highly efficient in both memory and compute requirements. Conceptually, this regularizer is accompanied by a shift from thinking about the number of *model parameters* to an estimate of *model entropy*.

2 MODEL ENTROPY

Although regularization ordinarily involves consideration of the number of model parameters or their magnitudes, the true objective of regularization is to reduce *model entropy*, an estimate of the amount of model information. It is impractical to compute the model entropy from a direct interpretation of the Shannon entropy definition due to the very large number of observations of model parameters which would be required to provide good estimates of a model whose parameters constitute, for instance, a 256x256 weight matrix. Furthermore, this unwieldy estimate would need to be computed regularly and rapidly for the loss function in order to provide a gradient signal for updating the model parameters, and therefore it is necessary to have a model entropy estimate which can be computed accurately and efficiently. The purpose of the paper is to provide this entropy estimate.

2.1 THE BLINDNESS OF THE L_p -NORM TO MATRIX SPARSITY

Let us consider two 256x256 matrices where both have 1024 non-zero parameters and each parameter is either precisely 0 or 1: a dense weight matrix W_D and a sparse weight matrix W_S . The locations of weight values for W_D may be randomly situated so as to be equally probable anywhere within the 256x256 weight matrix, whereas the weight values for W_S are only selected from the middle 64x64 region, as illustrated in Figure 1.




Figure 1: On the left is a typical example of W_D , a dense high-entropy weight matrix and on the right is a typical example of W_S . W_D and W_S are each of dimension 256x256 and each have 1024 entries of value 1 depicted in white (zero entries are black). In W_D , the entries are permuted uniformly at random within the entirety of the 256x256 weight matrix. In W_S , the value 1 entries are confined to the center 64x64 region, and only that center region is permuted uniformly at random, while values outside of the center region are set to zero. Despite the fact that the human eye can easily see that W_D has higher entropy than W_S and conversely that W_S is more sparse than W_D , the L_p -norm of both of these matrices are the same for all values of p !

We would like to compute an estimate of the Shannon entropy of each weight matrix $H(W_D)$ and $H(W_S)$. The Shannon entropy $H(\cdot)$ of a weight matrix W is the sum of three terms:

$$H(W) = H_P(W) + H_C(W) - I_{C;P}(W) \quad (1)$$

The first term, the *parameter entropy*, $H_P(W)$ is the contribution of each weight parameter in isolation to the entropy of model weights $H(W)$. In this discussion we will set $H_P(W)$ aside from consideration temporarily by using a binary-valued matrix: each parameter within W_D and W_S may have only values 0 or 1 and therefore have at most one bit of entropy per parameter. The third term, $I_{C;P}(W)$ is the mutual information between the parameter entropy and their sparsity. Because we are fixing each parameter to be one bit, in this discussion we may also drop $I_{C;P}(W)$ from consideration.

The second term and the primary emphasis of this paper is the *configuration entropy* $H_C(W)$, which is the model weight matrix entropy ignoring this individual per-parameter contribution. $H_C(W)$ increases when weights may be nonzero in more locations within W .

The central contribution of this paper is an estimate for $H_C(W)$, which shall be written as $\ell_C(W)$. The entropy of the full model will be assumed to be the sum of the entropy of each layer weight matrix individually and that the mutual information of the weight parameter and configuration entropy within a given layer and across layers is zero:

$$H(M) = \sum_i H_C(W_i) + H_P(W_i) \quad (2)$$

Although it is possible in general that there is nonzero mutual information between the parameter and configurational entropy within and across layers, we are seeking to minimize $H(M)$ and therefore this quantity is a simple upper bound on what would otherwise be a tighter estimate of the true model entropy.

Our purpose in using a binary matrix is to simplify the discussion and assign equal entropy per-parameter, when in the more general case the entropy contribution from each parameter will vary. If we compute the L_p -norm for both matrices in 1 with the same value of p , we will find that $\|W_D\|_p = \|W_S\|_p = 1024$, and therefore it is impossible to incorporate this substantial amount of available entropy in the optimization. Note that L_p -norm-like regularizers can only optimize $H_P(W_i)$.

L_p -norm-like regularizers are based on the number of parameters or their magnitudes, but are insensitive to the arrangement of the weight values within a given weight matrix—that is to say, L_p -norm-like regularizers are insensitive to permutations of weights within or across weight matrices.

For $L_{p \neq 0}$ -norms where p is nonzero such as the L_1 and L_2 -norm, optimizing the $L_{p \neq 0}$ -norm will reduce the number of bits transmitted from layer to layer. Batch-normalization counteracts this process, increasing the likelihood that bits are transmitted from one layer to the next. If we consider a deep learning model consisting of weight matrices separated only by rectified linear unit, we can see that the $L_{p \neq 0}$ -norm minimize the weight values and thereby reducing the likelihood that the input to that layer crosses a threshold in a subsequent layer, thus reducing the number of bits. Therefore, when p is nonzero L_p -norm-based regularization acts to decrease $H_P(W)$.

3 NOVEL SPARSITY LOSS

Our primary object of concern for this new regularizer is the weight matrices themselves, and in particular the extent to which weights are spread uniformly or non-uniformly across the weight matrices. We are not interested to compute the number of nonzero weights as is computed by the L_0 -norm, nor are we interested to compute a measure of the combined magnitude of the weights, as is the concern of the L_1 and L_2 norm.

Due to the fact that we need to carefully distinguish between the weight gradient with respect to the loss function and the gradient of the weights as one moves across the weight matrix, this paper will introduce a notation to highlight this distinction, which depicts a square box subscript for the gradient symbol to remind the reader that the subject of this gradient operation is the weight matrix itself (which is shaped like a box): $\nabla_{\square} W$.

The simplest definition of of weight matrix gradient $\nabla_{\square} W$ would be a pair of matrices: the difference between neighboring weights in the row direction and the differences between neighboring weights in the column direction. This definition is not unique, however, as there are many ways

of defining a discrete gradient operator with various trade-offs in symmetry and implementation. In this paper we use a normalized Scharr operators \mathbf{G}_x and \mathbf{G}_y Scharr (2000) rather than using a simple neighbor difference operator so as to maximize rotational symmetry in the resulting weight matrix gradient, although this precaution may not be strictly necessary. In the below, \star denotes two-dimensional convolution with a zero-padded matrix, and computing $\nabla_{\square} W$ produces two matrices, an x-gradient and a y-gradient corresponding to the row and column directions of W respectively.

$$\nabla_{\square} W = (\mathbf{G}_x \star W, \mathbf{G}_y \star W) \quad \mathbf{G}_x = \frac{1}{32} \begin{bmatrix} 3 & 0 & -3 \\ 10 & 0 & -10 \\ 3 & 0 & -3 \end{bmatrix} \quad \mathbf{G}_y = \frac{1}{32} \begin{bmatrix} 3 & 10 & 3 \\ 0 & 0 & 0 \\ -3 & -10 & -3 \end{bmatrix}$$

To calculate the sparsity loss $\ell_C(W)$ we are interested in the magnitude of these matrix gradient parameters, but we are not interested in the overall scale of the parameters of W . Therefore we seek to compute the square root of the sum of one half of the element-wise squares of the matrix gradients, but then we wish to divide this quantity by the sum of the absolute values of W . Because the square root and division operations are costly to compute and make optimization difficult, we instead compute a logarithm of this overall quantity, yielding the definition below. The *negative* novel sparsity loss for a given weight matrix is then given by:

$$-\ell_C(W) = \frac{1}{2} \log\left(\frac{1}{2} \sum \nabla_{\square} W \cdot \nabla_{\square} W\right) - \log\left(\sum |W|\right) = H_C(W) \quad (3)$$

The reader should please be careful to note for any independent replication of these results that the right hand side defines the *negative* of the sparsity loss $\ell_C(W)$, as a *more positive* value for the right hand side is *less sparse*. The one-half within the logarithm term comes from the fact that w is rank-2 and therefore there are two components to $\nabla_{\square} W$; higher rank tensors will need to normalize appropriately.

As the reader can verify, ℓ_C is scale invariant: $\ell_C(W) = \ell_C(\alpha W)$. This can be seen either by considering that the log of a product is the sum of the logs and that the two terms within ℓ_C cancel, or by considering that the original construction was a ratio of terms proportionate to W . Scale invariance is of particular importance in the context of deep neural networks as the shrinkage (i.e. lack of scale-invariance) in $L_{p \neq 0}$ -norm regularization directly conflicts with batch normalization Azarian et al. (2020).

It is intuitively clear from visual inspection of 1 that the entropy of W_D is large whereas the entropy of W_S is much lower, or equivalently that W_D is dense whereas W_S is sparse. Recall that the Shannon entropy can be formulated as an expectation value over the probabilities of each state:

$$H = \sum -p_i \log p_i = \mathbb{E}[-\log p_i] \quad (4)$$

Although frequently referred to as “the” entropy, Shannon entropy is one of a variety of estimates of the amount of information in a variable, but there are many other methods of carrying out this estimate including, for example, Tsallis entropy Tsallis (1988), the Rényi entropy Rényi et al. (1961), and the Hartley entropy Hartley (1928). Like the L_p -norm, these entropy measures are calculated on variables in isolation from one another. This paper is defining what appears to be a new measure of entropy wherein the variables of interest carry a spatial arrangement such as a matrix or tensor, and by examining the spatial arrangement of those outcomes, with more uniform spatial arrangement corresponding to a higher entropy.

This visual intuition that we may confidently state that the entropy of W_D is large whereas the entropy of W_S is small is a direct manifestation of the asymptotic equipartition property, as the individual observations of W_D and W_S can be considered to be almost surely part of the typical set, with tighter bounds as the number of variables and as the available empty space in W increases. The sparsity loss $\ell_C(W)$ can be interpreted as an unbiased estimate of the configuration entropy $H_C(W)$, which converges more tightly as the dimension of W increases and as the number of observations increases. We may consider a mapping of the weight matrix is to equivalence classes wherein each equivalence class is a region of ones isolated from other regions by a sea of zero.

3.1 CONNECTION TO THE HELMHOLTZ EQUATION AND RAYLEIGH QUOTIENT

Although ℓ_C was originally derived based on intuition and qualitative judgments about the desired characteristics of a regularizer, further inspection reveals connections between this quantity, the Helmholtz equation defined on the weight matrix, and the corresponding Rayleigh quotient. In particular, ℓ_C is a logarithm of a discretization of the Rayleigh quotient when we are solving. The reader may recognize the Helmholtz equation as the time-independent Schrodinger equation from quantum mechanics and the Rayleigh quotient as the energy computed for a specific proposal wavefunction in the variational method energy functional. Remarkably, finding an accurate, low entropy model is equivalent to finding the ground state of a molecule and its electronic wavefunction!

$$\begin{cases} \nabla_{\square}^2 W = \lambda W & \text{on } \Omega \\ W = 0 & \text{on } \partial\Omega \end{cases} \quad (5)$$

$$\begin{aligned} \min_W \frac{\int_{\Omega} \|\nabla W\|^2}{\int_{\Omega} \|W\|^2} &= \min_W \log \int_{\Omega} \|\nabla W\|^2 - \log \int_{\Omega} \|W\|^2 \\ &= \min_W \frac{1}{2} \log \int_{\Omega} \|\nabla W \cdot \nabla W\| - \log \int_{\Omega} \|W\| \\ &\approx \min_W \frac{1}{2} \log \left(\frac{1}{2} \sum \nabla_{\square} W \cdot \nabla_{\square} W \right) - \log \left(\sum |W| \right) \end{aligned} \quad (6)$$

Whereas for the variational ansatz the Rayleigh quotient is minimized to determine a ground state, this may be interpreted as a joint optimization of both the wavefunction and the ground state energy itself.

4 PARAMETER ENTROPY

In a general setting, the mutual information of the parameter and configuration entropy may not be zero, and so therefore the minimization of the novel sparsity loss may be thought of as minimizing an upper bound estimate of the model configuration entropy. This paper does not optimize the parameter entropy, but such a method could be constructed from a stochastic gating technique truncating the input to a certain number of bits (including to zero bits). L_p -norm-like constructs can be viewed as seeking to reduce the parameter entropy by increasing the probability that input bits end up truncated by a subsequent nonlinearity. In the case of the L_0 -norm, the entropy per parameter may be regarded as fixed, often as a 16, 32, or 64-bit floating point number.

5 EXPERIMENTAL RESULTS

The LeNet300 model was trained on MNIST LeCun et al. (1998) using a cross entropy loss both with and without the sparse loss term added to the loss function. LeNet300 is a simple multilayer perceptron with layer architecture 784-300-100, and a regularized linear unit was used as the non-linearity. In both cases, weight decay was not used, the number of training epochs was the same, and the Adam optimizer was used with a learning rate of 1e-4.

To evaluate the model after training, the sensitivity of each weight is calculated, which is the absolute value of its product with the (traditional) weight gradient. The sensitivity is computed across all weights and layers, threshold that sensitivity at 0.1 percentile increments and for each increment compute the test accuracy and number of weights above the sensitivity threshold. At all accuracy levels the model optimized with the novel sparse loss has an approximately one order of magnitude advantage in number of parameters required to achieve a given accuracy. For example, with 19,166 parameters the sparsely trained model achieves a 96.01 percent accuracy while the densely trained model achieves 96.03 percent accuracy with 127,776 parameters. Note that the horizontal axis in the 3 representing the number of parameters is log scale.

The gradient rapidly becomes sparse during training, suggesting that this technique could be used to generate a faster (sparse) training method, possibly with an initially slow and dense initialization.

Note that in contrast to traditional L_p -based regularization schemes we have not used a regularization parameter in training the sparse model. This may be because the units of the model error (cross entropy in nats) are well-matched to the units of the novel sparsity loss (model entropy in nats). Depending on how a model is applied it may make sense to introduce a regularization parameter, possibly a per-layer regularization parameter to the optimization process.

5.1 IMPLEMENTATION

Wall-clock time of training was very similar for both models. This implementation allocated additional weight matrices for the convolution operations and therefore used a few times the memory of the dense model during training, but note that a high-quality implementation of this technique would make use of a fused convolution-accumulation operation to introduce extraordinarily small memory overhead (a small number of bytes per layer) to compute the novel sparsity loss. Also note that this loss function is quite trivial to parallelize. There are some variations on the potential choice of gradient operator discretization, some of which involve a smaller kernel such as a simple neighbor subtraction, but the Scharr operator was chosen so as to minimize any induced angular bias in the resulting computation. Working in base 2 rather than in nats for both the cross-entropy loss and the novel sparsity loss may also admit a more efficient logarithm function as it would remove the need for floating point calculations.




Figure 2: On the top (large 300x784 matrix) or left (smaller 300x100 and 10x100 matrices) we have trained weights for the LeNet300 model on MNIST using a traditional dense method (cross entropy loss only). Grey values are zero, white are positive, and black are negative. On the bottom or right we can see the weights produced by the sum of the traditional cross entropy loss and the novel sparsity loss using the same model on the same data.

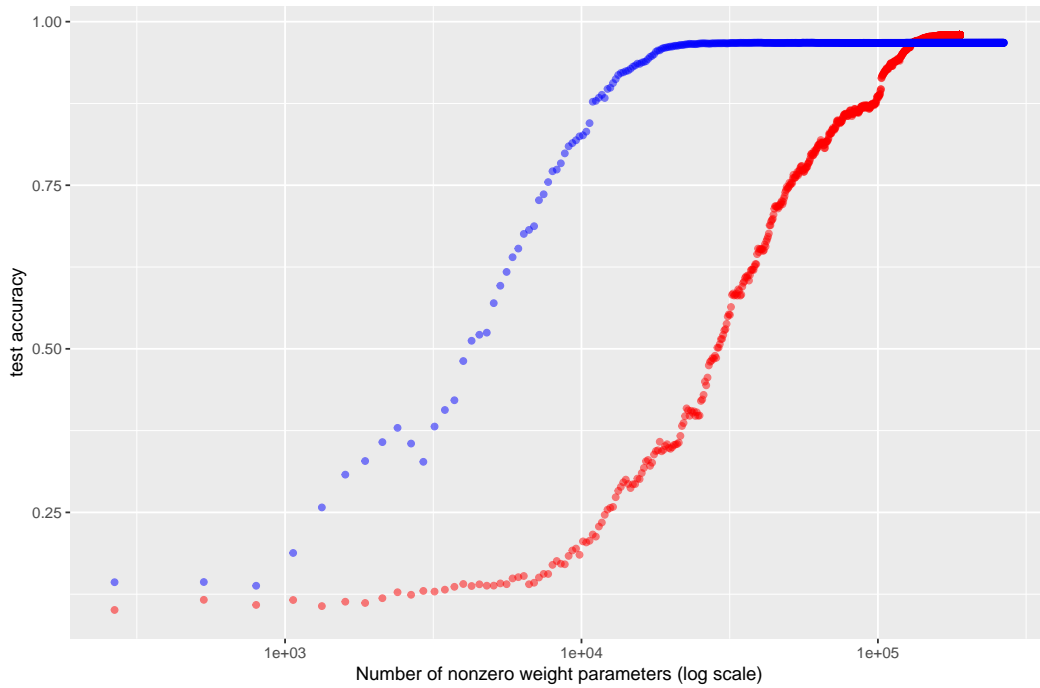


Figure 3: This plot demonstrates a consistent order-of-magnitude improvement in the number of nonzero weight parameters required to achieve a given model test accuracy across a wide range of accuracies when trained with the novel sparse loss (blue) as compared to without (red). These non-zero weight parameter counts were generated by performing a single training pass for each model and then thresholding weights at different weight sensitivities (product of weight magnitude with weight gradient): weights below the sensitivity cut-off were set to zero, and the number of parameters reflects the number of weights above that sensitivity threshold. In both cases, the model used was LeNet300 and the data was MNIST was trained using a cross entropy loss with or without the addition of the novel sparse loss.

6 CONCLUSION

Although traditionally, information is viewed as residing in a platonically ideal void, this paper explores the implications of information having a physical location in space. The most significant such implication is that a novel definition of entropy may be constructed based on the localization of information, with higher entropy associated with a more uniform distribution of that information. This novel entropy is then used as an estimate of model entropy for neural networks and minimized as a sparsifying regularizer when added to the traditional cross-entropy loss during training. This novel regularizer is scale-invariant, differentiable, and can be efficiently computed with trivial additional memory and compute. With this technique, approximately a one order of magnitude improvement is achieved across a wide range of accuracies for a LeNet300 model trained on MNIST.

REFERENCES

- Kambiz Azarian, Yash Bhalgat, Jinwon Lee, and Tijmen Blankevoort. Learned threshold pruning. *arXiv preprint arXiv:2003.00075*, 2020.
- Tom Brown, Benjamin Mann, Nick Ryder, Melanie Subbiah, Jared D Kaplan, Prafulla Dhariwal, Arvind Neelakantan, Pranav Shyam, Girish Sastry, Amanda Askell, et al. Language models are few-shot learners. *Advances in neural information processing systems*, 33:1877–1901, 2020.
- William Fedus, Barret Zoph, and Noam Shazeer. Switch transformers: Scaling to trillion parameter models with simple and efficient sparsity, 2021.

-
- Jonathan Frankle and Michael Carbin. The lottery ticket hypothesis: Finding sparse, trainable neural networks. *arXiv preprint arXiv:1803.03635*, 2018.
- Jose Gallego-Posada, Juan Ramirez, Akram Erraqabi, Yoshua Bengio, and Simon Lacoste-Julien. Controlled sparsity via constrained optimization or: How i learned to stop tuning penalties and love constraints. *arXiv preprint arXiv:2208.04425*, 2022.
- Dongdong Ge, Xiaoye Jiang, and Yinyu Ye. A note on the complexity of l_p minimization. *Mathematical programming*, 129(2):285–299, 2011.
- Ralph VL Hartley. Transmission of information 1. *Bell System technical journal*, 7(3):535–563, 1928.
- Torsten Hoefer, Dan Alistarh, Tal Ben-Nun, Nikoli Dryden, and Alexandra Peste. Sparsity in deep learning: Pruning and growth for efficient inference and training in neural networks. *J. Mach. Learn. Res.*, 22(241):1–124, 2021.
- Anders Krogh and John Hertz. A simple weight decay can improve generalization. *Advances in neural information processing systems*, 4, 1991.
- Yann LeCun, Léon Bottou, Yoshua Bengio, and Patrick Haffner. Gradient-based learning applied to document recognition. *Proceedings of the IEEE*, 86(11):2278–2324, 1998.
- Yann LeCun, Yoshua Bengio, and Geoffrey Hinton. Deep learning. *nature*, 521(7553):436–444, 2015.
- Christos Louizos, Max Welling, and Diederik P Kingma. Learning sparse neural networks through l_0 regularization. *arXiv preprint arXiv:1712.01312*, 2017.
- David Pfau, James S Spencer, Alexander GDG Matthews, and W Matthew C Foulkes. Ab initio solution of the many-electron schrödinger equation with deep neural networks. *Physical Review Research*, 2(3):033429, 2020.
- Alfréd Rényi et al. On measures of entropy and information. In *Proceedings of the fourth Berkeley symposium on mathematical statistics and probability*, volume 1. Berkeley, California, USA, 1961.
- Hanno Scharr. *Optimal operators in digital image processing*. PhD thesis, 2000.
- David Silver, Thomas Hubert, Julian Schrittwieser, Ioannis Antonoglou, Matthew Lai, Arthur Guez, Marc Lanctot, Laurent Sifre, Dhharshan Kumaran, Thore Graepel, et al. A general reinforcement learning algorithm that masters chess, shogi, and go through self-play. *Science*, 362(6419):1140–1144, 2018.
- Constantino Tsallis. Possible generalization of boltzmann-gibbs statistics. *Journal of statistical physics*, 52(1):479–487, 1988.
- Huanrui Yang, Wei Wen, and Hai Li. Deepfoyer: Learning sparser neural network with differentiable scale-invariant sparsity measures. In *International Conference on Learning Representations*, 2020. URL <https://openreview.net/forum?id=rylBK34FDS>.

A APPENDIX

As a notational aside, in circumstances where the weights are a tensor, subscripts indices next to the subscript square of the gradient symbol may be used to indicate which indices are being included for consideration, for example:

$$\nabla_{\square ik} W_{ijk} \tag{7}$$

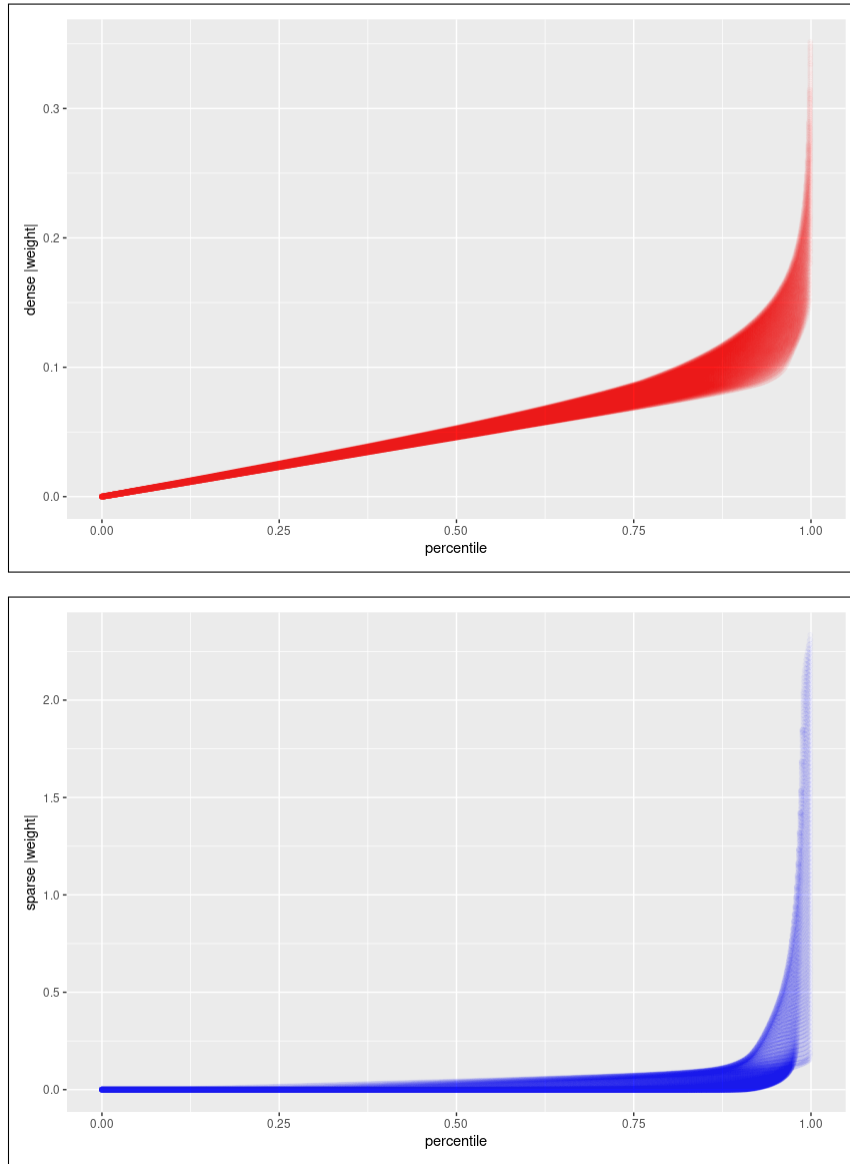


Figure 4: These plots show the absolute value of weights vs their percentile aggregating across all layers and across all training epochs for dense (red, top) and with the novel sparsity loss (blue, bottom) in the LeNet300 trained on MNIST without weight decay. The great majority of weights for the model trained with the sparsity loss are near zero and follow a sharp distribution whereas weights from the traditional dense model are substantially all nonzero and do not vary greatly between their smallest and largest values.