

Deep Conditional Measure Quantization

Gabriel Turinici

CEREMADE

Université Paris Dauphine, France

January 18, 2023

Abstract

The quantization of a (probability) measure is replacing it by a sum of Dirac masses that is close enough to it (in some metric space of probability measures). Various methods exist to do so, but the situation of quantizing a conditional law has been less explored. We propose a method, called DCMQ, involving a Huber-energy kernel-based approach coupled with a deep neural network architecture. The method is tested on several examples and obtains promising results.

1 Introduction

1.1 Measure quantization

In general terms, quantization is the process of replacing a set of values (possibly an infinity of them) with a finite number chosen to be the most representative according to some metric. This is related to vector quantization [14, 10] that work with objects in a high dimensional space. Applications range from signal processing [11, 12, 33] to finance [19, 23, 22], statistics [26, 17], which makes it an important area of research in statistics and machine learning in general. We will be concerned with a particular instance of this question, namely the quantization of probability measures¹; in this case we want to represent a probability measure μ with support in \mathcal{Y} by a sum of Q Dirac masses $\delta_{\beta,y} = \sum_{q=1}^Q \beta_q \delta_{y_q}$, where $y_q \in \mathcal{Y}$ are chosen such that the distance between μ and $\delta_{\beta,y}$ is as small as possible (we will come back later to the definition of the distance); here β are some weight parameters (see section 2).

But, there are times when μ is depending itself on another parameter $\mu = \mu(x)$ or μ can be a conditional law. The question is how to compute efficiently the quantization of the law μ conditional to x . Our proposal is to construct a deep neural network that minimizes the Huber-energy statistical distance (see [31] for a definition) and outputs the quantized version of the conditional law.

¹We only consider here probability measures, but the extension to signed measures can be done directly following the prescriptions in [31].

The outline of the paper is the following: in the rest of this section we recall some related works from the literature; we present some theoretical information in section 2; the practical implementation of the method is described in section 3 together with numerical results. Concluding remarks are the object of section 4.

1.2 Conditional quantization

The literature on general conditional quantization is very scarce, but some works have been done in connection to the so called 'conditional L^1 median; the L^1 median of a measure ξ (with finite first order moment) is the point that minimizes, with respect to y , the first order moment of ξ centered at y (the median does so in one dimension and can be extended by this definition to several dimensions). Several works such as [3, 4] ask the question of the conditional L^1 median; our approach is similar to that one, with the difference that we look for a general quantization, not only a quantization with a single ($Q = 1$) point. See also [35] for a proposal involving neural network computations of conditional quantiles.

In signal processing, conditional quantization goes often by the name of conditional vector quantization and has been used e.g. for speech encoding in [1], see also [24, 25, 15] for other references in the signal processing area. Our approach differs by choosing to treat the question in a general, not application dependent way which materializes into the choice of the Huber-energy statistical distance and the use of deep neural networks (hereafter called 'DNN') for interpolation.

Natural language processing is also an application domain; for instance, even if neither GPT-3 [7, 8]² nor its follow-up ChatGPT [21] are designed explicitly as quantizers, in practice ChatGPT will answer based on a user question or previous conversation. Put it otherwise, it selects a small set of possible answers from the conditional probability of any text given previous contents. This is indeed a conditional quantization.

1.3 Interpolation by deep neural networks

The conditional quantization, or quantization depending on some parameter, can also be viewed as some kind of interpolation. Given a set of parameters x_1, \dots, x_L we can pre-compute the quantized conditional distribution for these parameters and then, for any new choice of the parameter, interpolate using the precomputed data.

Several works explored the use of DNNs for interpolation, for instance in [34] a DNN is trained to learn a mapping from input data points to output data points; then, at the prediction time the DNN can generate an interpolated value for any intermediate input value; the applications range from image

²short for "Generative Pre-training Transformer 3", the large language model developed by OpenAI.

processing [34] to audio interpolation [28]; in [36] data interpolation was used in scientific simulations such as weather forecasting and fluid dynamics simulations.

Other approaches to using DNNs for interpolation involve using the DNN to learn a probabilistic model of the data [5], and generate the interpolated values using the learned data distribution (with applications to natural language processing and time series analysis). In NLP the possibility of language models to learn to infill (missing parts of) text [2] can also be considered close to a extrapolation method.

2 The deep neural network conditional quantization method

2.1 Setting and notations

We follow the usual notation with lowercase letter for values, upper case for random variables and bold face for vectors. Let $\mathcal{X} = \mathbb{R}^{n_x}$, $\mathcal{Y} = \mathbb{R}^{n_y}$ (with n_x, n_y non-null integers) ³ and μ a joint law with support in $\mathcal{X} \times \mathcal{Y}$. Denote μ_X and μ_Y the marginals of the law μ ; for instance, if X and Y are two random variable with support in \mathcal{X} and \mathcal{Y} respectively, and if (X, Y) follows th law μ then μ_X is the law of X and μ_Y is the law of Y . We look for a method to quantize the distribution

$$\mu_x = \mu(dy, X = x), \tag{1}$$

of Y conditional to $X = x$. Fixing an integer $Q > 0$, and some weights $\beta \in \mathbb{R}^Q$ (that sum up to one) we look for $\mathbf{y}(x) \in \mathcal{Y}^Q$ such that $\delta_{\beta, \mathbf{y}(x)} = \sum_{q=1}^Q \beta_q \delta_{\mathbf{y}_q(x)}$ is as close as possible to μ_x .

To describe what 'close' means, we need to use a distance d defined on the set of probability measures; the distance we use will be the Huber-energy distance that we define below [29, 30, 31]; given a the Huber-energy (negative definite) kernel $h_{a,r}(y, \tilde{y}) = (a^2 + |y - \tilde{y}|^2)^{r/2} - a^r$ ($a \geq 0, r \in]0, 2[$) it is known (see [27, 31] and related works) that h induces a distance d : for any two probability laws $\eta, \tilde{\eta}$ on \mathcal{Y} with $\int_{\mathcal{Y}} |y| \eta(dy) < \infty, \int_{\mathcal{Y}} |y| \tilde{\eta}(dy) < \infty$, we can write :

$$d(\eta, \tilde{\eta})^2 = -\frac{1}{2} \int_{\mathcal{Y}} \int_{\mathcal{Y}} h_{a,r}(y, \tilde{y})(\eta - \tilde{\eta})(dy)(\eta - \tilde{\eta})(d\tilde{y}). \tag{2}$$

Note that in particular $h_{a,r}(y, \tilde{y}) = d(\delta_y, \delta_{\tilde{y}})^2$ and moreover, with the notation

$$\delta_{\beta, \mathbf{y}} = \sum_{\ell=1}^L \beta_{\ell} \delta_{y_{\ell}}, \mathbf{y} = (y_1, \dots, y_L) \in \mathcal{Y}^L, \beta \in \mathbb{R}^L, \tag{3}$$

³What is said here can be extended to the situation when $\mathcal{X} / \mathcal{Y}$ are only open subsets of $\mathbb{R}^{n_x} / \mathbb{R}^{n_y}$.

we have for $\mathbf{y} \in \mathcal{Y}^L, \beta \in \mathbb{R}^L, \tilde{\mathbf{y}} \in \mathcal{Y}^M, \tilde{\beta} \in \mathbb{R}^M$,

$$d(\delta_{\beta, \mathbf{y}}, \delta_{\tilde{\beta}, \tilde{\mathbf{y}}})^2 = \sum_{i=1}^L \sum_{j=1}^M \beta_i \tilde{\beta}_j h_{a,r}(y_i, \tilde{y}_j) - \frac{1}{2} \sum_{i,j=1}^L \beta_i \beta_j h_{a,r}(y_i, y_j) - \frac{1}{2} \sum_{i,j=1}^M \tilde{\beta}_i \tilde{\beta}_j h_{a,r}(\tilde{y}_i, \tilde{y}_j). \quad (4)$$

In this paper we will only be concerned with uniform weights (but what is said here can be extended to arbitrary, but fixed, weights, see [31] for related considerations); in this case we write simply :

$$\delta_{\mathbf{y}} = \frac{1}{L} \sum_{\ell=1}^L \delta_{y_\ell}. \quad (5)$$

The conditional quantization of the law μ is defined as follows: for any $x \in \mathcal{X}$ we look for the minimizer $\mathbf{y}^{opt}(x) \in \mathcal{Y}^Q$ of the distance to $\mu_x = \mu(dy|X=x)$ i.e., any $\mathbf{y}^{opt}(x)$ such that :

$$d(\delta_{\mathbf{y}^{opt}(x)}, \mu_x)^2 \leq d(\delta_{\mathbf{y}}, \mu_x)^2, \quad \forall \mathbf{y} \in \mathcal{Y}^Q. \quad (6)$$

Note that in general the minimum is not unique so $\mathbf{y}^{opt}(x)$ is a set-valued function. Accordingly a first theoretical important question is whether one can find a selection of $\mathbf{y}^{opt}(x)$ with good properties such as measurability, continuity etc. These questions are answered in the rest of this section. Then a practical question is how to find convenient conditional quantizations; this is described in section 3.

2.2 Existence of a measurable conditional quantization

We answer here the question of whether there exists a proper measurable function (i.e. not a set valued function) that represents the conditional quantization. The answer is given in the following :

Proposition 1. *Suppose that the bi-variate distribution μ is such that for any $x \in \mathcal{X}$ the distribution μ_x has finite r -th order moment. Then there exists a measurable function $\mathbf{y}^{opt} : \mathcal{X} \rightarrow \mathcal{Y}^Q$ such that $\mathbf{y}^{opt}(x)$ satisfies equation (6) for any $x \in \mathcal{X}$.*

Remark 2. *The existence of the r -th order moment condition is only required because of our choice of kernel and in general can be weakened.*

Proof. A general proof can be obtained using the Kuratowski and Ryll-Nardzewski measurable selection theorem [18] (see also [9]) but we will follow the faster route that employs the Corollary 1 in [6, page 904]. Denote the function $f(x, \mathbf{y}) : \mathcal{X} \times \mathcal{Y}^Q$ defined by $f(x, \mathbf{y}) = d(\delta_{\mathbf{y}}, \mu_x)^2$. Then, with the notations of the Corollary, $D = \mathcal{X} \times \mathcal{Y}^Q$ and :

- f is Borel measurable because of our choice of distance d and the definition of conditional probability distribution;
- both \mathcal{X} and \mathcal{Y}^Q are σ -compact and $f(x, \cdot)$ is continuous thus lower semi-continuous;

- using the Proposition 13 and Remark 14 in [31] the set $I = \{x \in \mathcal{X} : \text{for some } y \in \mathcal{Y}^Q : f(x, y) = \inf f(x, \cdot)\}$ is equal to \mathcal{X} ;

Then, it follows by the Corollary 1 in [6, page 904] that there exists a measurable function $\mathbf{y}^{opt} : \mathcal{X} \rightarrow \mathcal{Y}^Q$ such that $f(x, \mathbf{y}^{opt}(x)) = \inf_{\mathbf{y} \in \mathcal{Y}^Q} f(x, \mathbf{y})$ i.e. the conclusion. \square

Remark 3. *The procedure described in [6, pages 906-907] allows even to obtain a selection which is compatible with some order relation.*

2.3 Existence of a continuous conditional quantization in 1D

We now analyze the continuity of the conditional quantization. We do not have general results but will consider a particular case.

Proposition 4. *Let us take $\mathcal{Y} = \mathbb{R}$, $a = 0$, $r = 1$ (i.e. the kernel is the so-called 'energy' kernel). We work under the assumptions of proposition 1 and suppose in addition that the distribution $\mu(dx, dy)$ is absolutely continuous with respect to the Lebesgue measure and admits a continuous density $\rho(x, y)$ which is strictly positive on $\mathcal{X} \times \mathcal{Y}$. Then the conditional quantization $\mathbf{y}^{opt}(x)$ is unique for any $x \in \mathcal{X}$ and continuous as a function of x .*

Proof. Note first that for any fixed but arbitrary $\alpha \in]0, 1[$, the continuity of the density $\rho(x, y)$ implies by standard arguments, the continuity, with respect to x , of the quantile α of the law μ_x . Using [31, Proposition 21], for any x the optimal quantization $\mathbf{y}^{opt}(x)$ is unique and corresponds to the set of quantiles $\frac{q+1/2}{Q}$, $q = 0, \dots, Q - 1$ of the law μ_x . Put together, these facts allow to reach the conclusion. \square

Remark 5. *The hypothesis of absolute continuity of μ and the hypothesis on the density $\rho(x, y)$ can be weaken (see also [13, 20] for alternative hypothesis used in this context).*

On the other hand similar results can be proven under more general assumptions; for instance one could check (proof not given here) that under the assumption that $\sup_{x \neq y, x, y \in \mathcal{X}} \frac{d(\mu_x, \mu_y)}{\|x - y\|^\alpha} < \infty$ then a Holder- α continuous selection of quantiles can be performed and therefore a Holder- α continuous conditional quantization too.

Remark 6. *Another approach could use interpolation: if a quantization is performed for each member of the set of values x_j resulting in vectors \mathbf{y}_j then interpolation can be used e.g., for $\mathcal{X} = \mathbb{R}$ and supposing x_j ordered increasingly, for $x = vx_i + (1 - v)x_j$ one could combine the vectors \mathbf{y}_j with corresponding weights. For higher dimensional \mathcal{X} trilinear interpolation could be invoked.*

3 Implementation and numerical results

Being now comforted by the theoretical results of the previous section, we look for a practical way to compute the conditional quantization. In particular we will use deep neural networks and will check numerically that such methods can indeed provide good results.

3.1 The Deep Conditional Quantization algorithm (DCMQ)

The deep conditional quantization algorithm (abbreviated DCMQ) that we introduce here uses a network that transforms an input $x \in \mathcal{X}$ into a vector $\mathbf{y}^{dcmq}(x) \in \mathcal{Y}^Q$ with the goal to have $\mathbf{y}^{dcmq}(x)$ as close as possible to the optimal conditional quantizer $\mathbf{y}^{opt}(x)$ of the law μ_x as in equation (6). The procedure is described in algorithm DCMQ below.

Algorithm A1 Deep Conditional Measure Quantization algorithm : DCMQ

```

1: procedure DCMQ
2:   • set batch size  $B$ , sampling size  $J$ , parameters  $a$  (default  $10^{-6}$ ), and  $r$  (default 1.), minimization
   algorithm (default = Adam [16]); max iterations (default 1000)
3:   • choose a network architecture and initialize layers (default network architecture : 5 fully
   connected layers of size  $n_y \times Q$ , first input is of size  $n_x$ );
4:   while (max iteration not reached) do
5:     • sample i.i.d  $x_1, \dots, x_B$  according to the marginal law of  $X$ ;
6:     • for each  $b \leq B$  sample i.i.d  $J$  times from  $\mu_{x_b}$  and denote  $\tilde{\mathbf{y}}_b$  the sample as a vector in  $\mathcal{Y}^J$ ;
7:     propagate  $x_1, \dots, x_B$  through the network to obtain  $\mathbf{y}^{dcmq}(x_b) \in \mathcal{Y}^Q$ 
8:     • compute the loss  $\frac{1}{B} \sum_{b=1}^B d(\delta_{\tilde{\mathbf{y}}_b}, \delta_{\mathbf{y}^{dcmq}(x_b)})^2$ ;
9:     • minimize the loss (through backpropagation) and update the network as specified by the
   stochastic optimization algorithm.
10:  end while
11: end procedure

```

The numerical performance of the algorithm is tested below; in all cases when no precision is given the default parameters of the DCMQ algorithm are used.

3.1.1 Quantization of 2D Gaussian conditioned on its mean

The first test will be a 2D Gaussian that has its mean given by another variable: let X and Y be 2D independent standard Gaussian variables and consider μ to be the distribution of $X + Y$. The implementation of the DCMQ algorithm is available at [32] and the results are presented in figures 1 and 2. The DCMQ algorithm is shown to converge well (cf. figure 1). Moreover the quantization seems to have desirable properties i.e., it follows the conditional information (the mean). See legend of the figures for additional information.

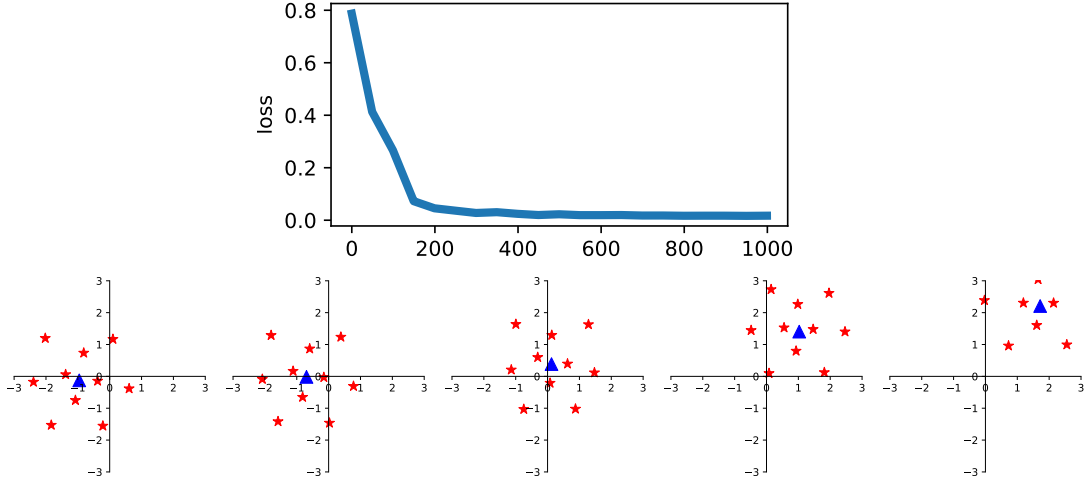


Figure 1: Conditional quantization with $Q = 10$ points for the test in section 3.1.1. **Top image:** Convergence of the loss function. **Lower images :** Five points $x_1, \dots, x_5 \in \mathcal{X} = \mathbb{R}^2$ are sampled from the X distribution (plotted as blue triangles); the DNN (after training) is asked to quantize the conditional distribution for each of these points (red stars). Recall that this law is a Gaussian shifted by x_1, \dots, x_5 . The quantization points follow precisely the indicated mean.

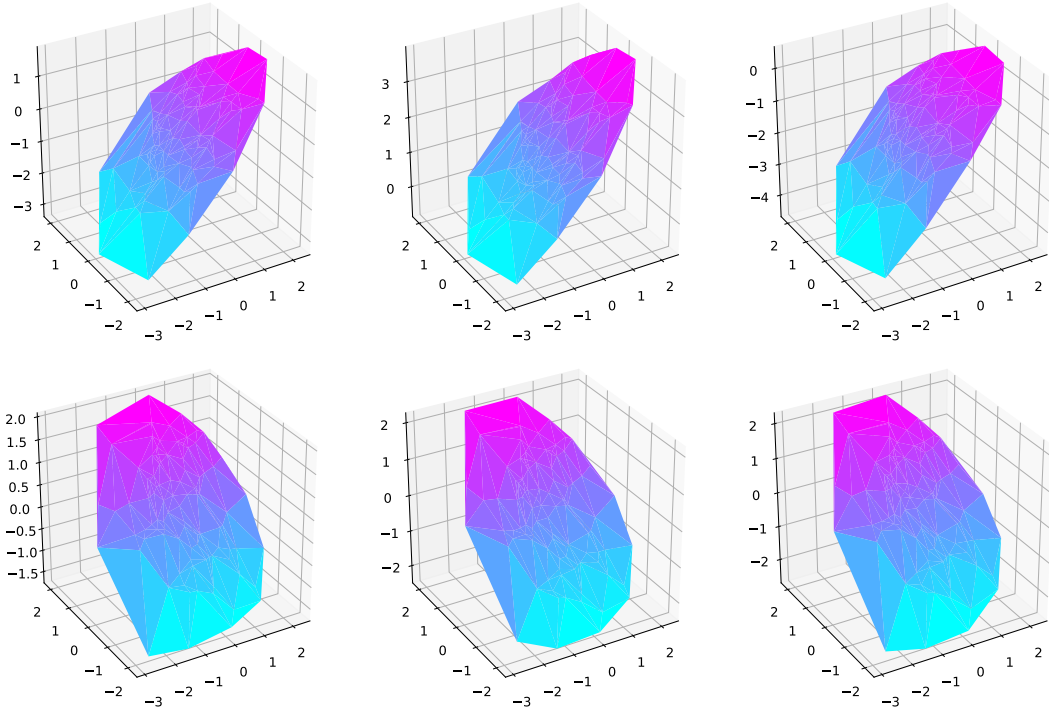


Figure 2: Conditional quantization with $Q = 10$ points for the test in section 3.1.1. The conditional quantization points $x \in \mathbb{R}^2 \mapsto \mathbf{y}^{dcmq}(x) = (\mathbf{y}_1^{dcmq}(x), \dots, \mathbf{y}_{10}^{dcmq}(x)) \in (\mathbb{R}^2)^{10}$ are plotted as functions of x ; each column is a dimension of $\mathbf{y}^{dcmq}(x)$ (each row a dimension of the value itself); for graphical convenience we only plot the first 3 quantized functions i.e. $\mathbf{y}_1^{dcmq}(x)$ (first column), $\mathbf{y}_2^{dcmq}(x)$ (second column), $\mathbf{y}_3^{dcmq}(x)$ (third column). The functions appear smooth and move synchronously, which is a suitable property of the conditional quantization, see section 2.

3.1.2 Quantization of 2D Gaussian : the multiplicative case

We move now to another test case where the condition enters multiplicatively; with the notations above (X and Y 2D independent standard Gaussian variables) μ is taken to be the distribution of $X \cdot Y$. The results are presented in 3 and 4. The DCMQ algorithms converges well and the quantization follows the conditional information. See legend of the figures for additional information.

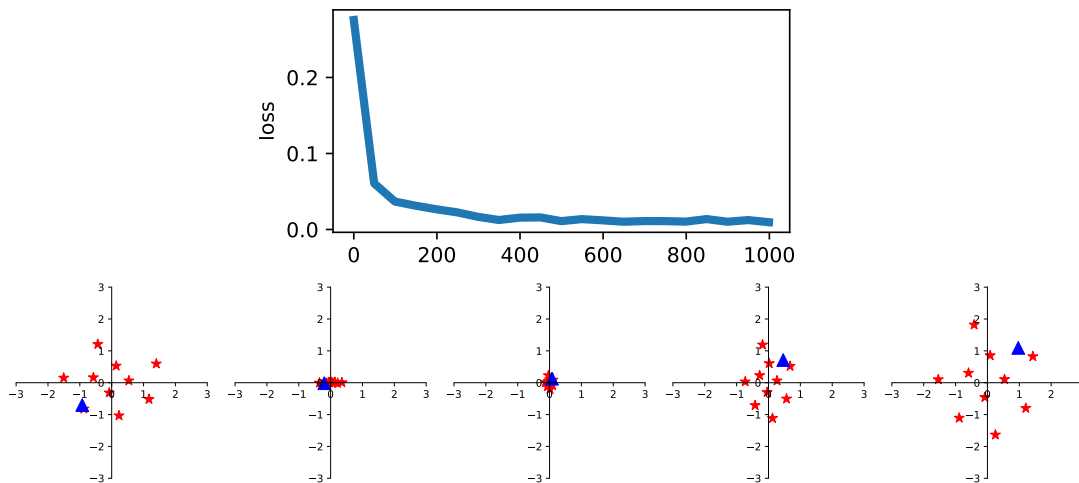


Figure 3: Conditional quantization with $Q = 10$ points for the test in section 3.1.2. **Top image:** Convergence of the loss function. **Lower images :** Five points $x_1, \dots, x_5 \in \mathcal{X} = \mathbb{R}^2$ are sampled from the X distribution (blue triangles); the DNN (after training) is asked to quantize the conditional distribution for each of these points (red stars). Recall that this law is a Gaussian multiplied in each direction by x_1, \dots, x_5 . So, for instance when a point x_b has both values large, the corresponding quantization will look like the quantization of a bi-variate normal. But when x_b is close to some axis, the quantization will act on a very elliptical form distribution because one of the Gaussian is multiplied with a small constant. This expected behavior is reproduced well by the converged DNN.

4 Concluding remarks

In this paper we discuss the quantization of conditional probability laws. We first prove that in general that the quantization can be represented as measurable function and then, in a particular case, we give a theoretical result that ensures the quantization points depend continuously on the condition. Then, a deep learning algorithm is introduced using Huber-energy kernels to find numerically the solution of the quantization problem. The procedure is tested on some standard cases and shows promising results.

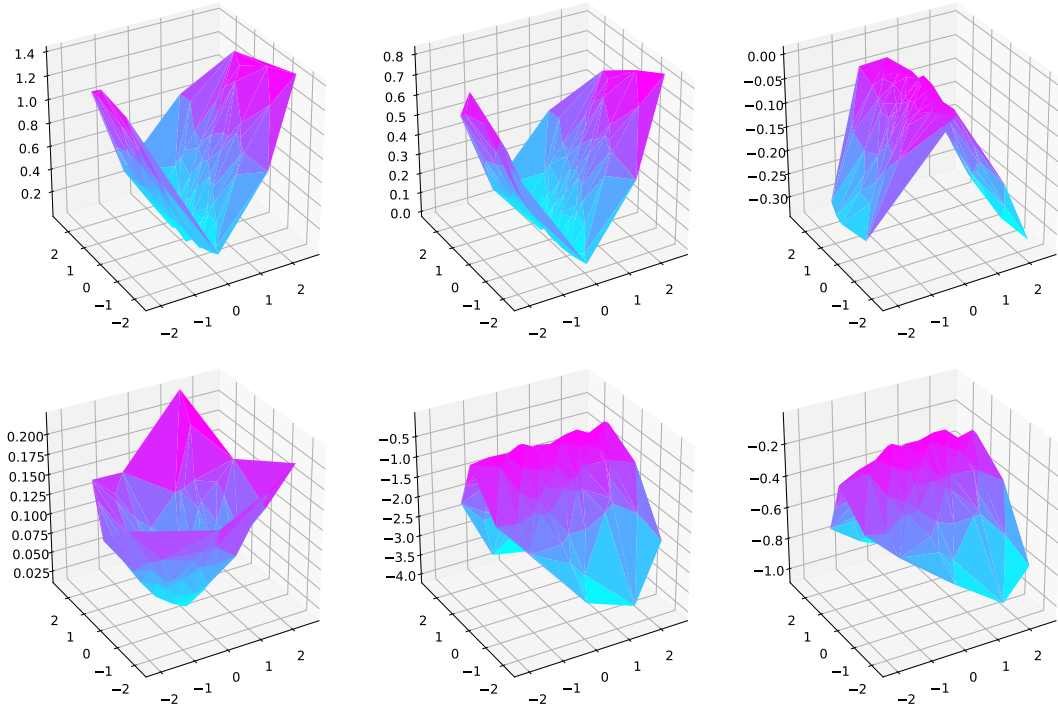


Figure 4: Conditional quantization with $Q = 10$ points for the test in section 3.1.2. We plot the conditional quantization functions $\mathbf{y}_1^{dcmq}(x)$, $\mathbf{y}_2^{dcmq}(x)$, $\mathbf{y}_3^{dcmq}(x)$ as in figure 2.

References

- [1] Yannis Agiomyrgiannakis and Yannis Stylianou. Conditional Vector Quantization for Speech Coding. *IEEE Transactions on Audio, Speech, and Language Processing*, 15(2):377–386, February 2007. Conference Name: IEEE Transactions on Audio, Speech, and Language Processing.
- [2] Mohammad Bavarian, Heewoo Jun, Nikolas Tezak, John Schulman, Christine McLeavey, Jerry Tworek, and Mark Chen. Efficient Training of Language Models to Fill in the Middle, July 2022. arXiv:2207.14255 [cs].
- [3] Alain Berlinet, Benoit Cadre, and Ali Gannoun. Estimation of conditional L1-median from dependent observations. *Statistics & Probability Letters*, 55(4):353–358, December 2001.
- [4] Alian Berlinet, Benoît Cadre, and Ali Gannoun. On The Conditional L 1-median and its estimation. *Journal of Nonparametric Statistics*, 13(5):631–645, January 2001. Publisher: Taylor & Francis.
- [5] Christopher M. Bishop. Mixture density networks. Technical Report, Aston University, 1994.
- [6] L. D. Brown and R. Purves. Measurable Selections of Extrema. *The Annals of Statistics*, 1(5):902–912, 1973. Publisher: Institute of Mathematical Statistics.

- [7] Tom Brown, Benjamin Mann, Nick Ryder, Melanie Subbiah, Jared D Kaplan, Prafulla Dhariwal, Arvind Neelakantan, Pranav Shyam, Girish Sastry, Amanda Askell, Sandhini Agarwal, Ariel Herbert-Voss, Gretchen Krueger, Tom Henighan, Rewon Child, Aditya Ramesh, Daniel Ziegler, Jeffrey Wu, Clemens Winter, Chris Hesse, Mark Chen, Eric Sigler, Mateusz Litwin, Scott Gray, Benjamin Chess, Jack Clark, Christopher Berner, Sam McCandlish, Alec Radford, Ilya Sutskever, and Dario Amodei. Language models are few-shot learners. In H. Larochelle, M. Ranzato, R. Hassel, M.F. Balcan, and H. Lin, editors, *Advances in Neural Information Processing Systems*, volume 33, pages 1877–1901. Curran Associates, Inc., 2020.
- [8] Tom B. Brown, Benjamin Mann, Nick Ryder, Melanie Subbiah, Jared Kaplan, Prafulla Dhariwal, Arvind Neelakantan, Pranav Shyam, Girish Sastry, Amanda Askell, Sandhini Agarwal, Ariel Herbert-Voss, Gretchen Krueger, Tom Henighan, Rewon Child, Aditya Ramesh, Daniel M. Ziegler, Jeffrey Wu, Clemens Winter, Christopher Hesse, Mark Chen, Eric Sigler, Mateusz Litwin, Scott Gray, Benjamin Chess, Jack Clark, Christopher Berner, Sam McCandlish, Alec Radford, Ilya Sutskever, and Dario Amodei. Language models are few-shot learners, 2020.
- [9] B. Cascales, V. Kadets, and J. Rodríguez. Measurability and selections of multi-functions in Banach spaces. *Journal of Convex Analysis*, 17(1):229–240, 2010.
- [10] Frédéric Chazal, Clément Levrard, and Martin Royer. Optimal quantization of the mean measure and applications to statistical learning, 2021.
- [11] AG Constantinides and JS Lim. Quantization noise in data conversion systems. *IEEE Transactions on Communications*, 32(10):1218–1225, 1984.
- [12] RE Crochiere and LR Rabiner. Multirate digital signal processing. *Proceedings of the IEEE*, 77(4):463–481, 1989.
- [13] Ali Gannoun, Jérôme Saracco, and Keming Yu. Nonparametric prediction by conditional median and quantiles. *Journal of statistical Planning and inference*, 117(2):207–223, 2003.
- [14] Siegfried Graf and Harald Luschgy. *Foundations of quantization for probability distributions*. Springer, 2007.
- [15] RL Graham. An efficient algorithm for determining the convex hull of a finite planar set. *Information Processing Letters*, 1(4):132–133, 1972.
- [16] Diederik P. Kingma and Jimmy Ba. Adam: A Method for Stochastic Optimization, January 2017. arXiv:1412.6980 [cs].

- [17] Wolfgang Kreitmeier. Optimal vector quantization in terms of Wasserstein distance. *Journal of Multivariate Analysis*, 102(8):1225–1239, September 2011.
- [18] K. Kuratowski and Czeslaw Ryll-Nardzewski. A general theorem on selectors. *Bulletin de l'Académie Polonaise des Sciences, Série des Sciences Mathématiques, Astronomiques et Physiques*, 13:397–403, 1965.
- [19] Terry J Lyons. Cubature on wiener space. *Journal of Functional Analysis*, 129(2):483–509, 1995.
- [20] KL Mehra, M Sudhakara Rao, and SP Upadrasta. A smooth conditional quantile estimator and related applications of conditional empirical processes. *Journal of Multivariate Analysis*, 37(2):151–179, 1991.
- [21] OpenAI. ChatGPT: Optimizing Language Models for Dialogue, November 2022.
- [22] Gilles Pages. Cubature formulae and gaussian quadrature rules. *Journal of Complexity*, 31:1–29, 2015.
- [23] Gilles Pagès. Optimal Quantization Methods I: Cubatures. In Gilles Pagès, editor, *Numerical Probability: An Introduction with Applications to Finance*, pages 133–173. Springer International Publishing, Cham, 2018.
- [24] TW Parks and CS Burrus. Chebyshev-hermite and chebyshev-legendre orthonormal expansions of signals. *IEEE Transactions on Circuits and Systems*, CAS-32(8):851–856, 1985.
- [25] John G Proakis. *Digital Communications*. McGraw-Hill New York, 1995.
- [26] David Sculley and Geoffrey Hinton. Web-scale k-means clustering. In *Proceedings of the 19th international conference on World wide web*, pages 1177–1178. ACM, 2010.
- [27] Bharath K Sriperumbudur, Arthur Gretton, Kenji Fukumizu, Bernhard Schölkopf, and Gert RG Lanckriet. Hilbert space embeddings and metrics on probability measures. *The Journal of Machine Learning Research*, 11:1517–1561, 2010.
- [28] Kaori Suefusa, Tomoya Nishida, Harsh Purohit, Ryo Tanabe, Takashi Endo, and Yohei Kawaguchi. Anomalous Sound Detection Based on Interpolation Deep Neural Network. In *ICASSP 2020 - 2020 IEEE International Conference on Acoustics, Speech and Signal Processing (ICASSP)*, pages 271–275, 2020.
- [29] Gabor J Szekely, Maria L Rizzo, et al. Hierarchical clustering via joint between-within distances: Extending ward’s minimum variance method. *Journal of classification*, 22(2):151–184, 2005.

- [30] Gábor J. Székely and Maria L. Rizzo. Energy statistics: A class of statistics based on distances. *Journal of Statistical Planning and Inference*, 143(8):1249–1272, August 2013.
- [31] Gabriel Turinici. Huber-energy measure quantization, 2022. Arxiv : 2212.08162.
- [32] Gabriel Turinici. Huber energy measure quantization repository, January 2023. GitHub repository <https://github.com/gabriel-turinici/Huber-energy-measure-quantization>.
- [33] P P Vaidyanathan. *Multirate systems and filterbanks*. Prentice Hall Englewood Cliffs, NJ, 1993.
- [34] Xintao Wang, Ke Yu, Chao Dong, Xiaou Tang, and Chen Change Loy. Deep network interpolation for continuous imagery effect transition. In *Proceedings of the IEEE/CVF Conference on Computer Vision and Pattern Recognition (CVPR)*, June 2019.
- [35] Halbert White. Nonparametric Estimation of Conditional Quantiles Using Neural Networks. In Connie Page and Raoul LePage, editors, *Computing Science and Statistics*, pages 190–199, New York, NY, 1992. Springer New York.
- [36] Qi Zhou and Ryoza Ooka. Comparison of different deep neural network architectures for isothermal indoor airflow prediction. In *Building Simulation*, volume 13(6), pages 1409–1423. Springer, 2020.