

# Custom 8-bit floating point value format for reducing shared memory bank conflict in approximate nearest neighbor search

1<sup>st</sup> Hiroyuki Ootomo  
Dept. of Computer Science  
Tokyo Institute of Technology  
Tokyo, Japan  
ootomo.h@rio.gsict.titech.ac.jp

2<sup>nd</sup> Akira Naruse  
NVIDIA  
Tokyo, Japan  
anaruse@nvidia.com

**Abstract**—The  $k$ -nearest neighbor search is used in various applications such as machine learning, computer vision, database search, and information retrieval. While the computational cost of the exact nearest neighbor search is enormous, an approximate nearest neighbor search (ANNS) has been attracting much attention. IVFPQ is one of the ANNS methods. Although we can leverage the high bandwidth and low latency of shared memory to compute the search phase of the IVFPQ on NVIDIA GPUs, the throughput can degrade due to shared memory bank conflict. To reduce the bank conflict and improve the search throughput, we propose a custom 8-bit floating point value format. This format doesn't have a sign bit and can be converted from/to FP32 with a few instructions. We use this format for IVFPQ on GPUs and achieved better performance without significant recall loss compared to FP32 and FP16.

**Index Terms**—Approximate Nearest Neighbor Search, IVFPQ, Floating point value

## I. INTRODUCTION

### A. NVIDIA GPU architecture and shared memory

In NVIDIA GPUs, 32 threads in a warp works concurrently. The shared memory is an on-chip memory that has higher bandwidth, lower latency, and smaller capacity compared to device memory. This memory has 32 banks where each one has 4 bytes of data width and the threads access the shared memory through them. When all threads access different banks, they are executed in parallel. However, when some threads in a warp access different addresses but using the same bank, they are executed sequentially. This is called “bank conflict” and should be avoided to get higher performance.

### B. Approximate nearest neighbor search

The  $k$ -nearest neighbor search ( $k$ -NNS) seeks  $k$  vectors  $V = \{\mathbf{x}_{i_1}, \mathbf{x}_{i_2}, \dots, \mathbf{x}_{i_k}\}$  for a given query vector  $\mathbf{q}$  from a dataset  $D = \{\mathbf{x}_1, \mathbf{x}_2, \dots, \mathbf{x}_N\}$  where

$$i_1, i_2, \dots, i_k = \text{k-argmins}_i (|\mathbf{q} - \mathbf{x}_i|^2).$$

Each vector is  $d$  dimensional. The  $k$ -approximate nearest neighbor search computes  $k$ -NNS approximately, which means

(\*) This research is part of the contents on which Hiroyuki Ootomo worked in the NVIDIA internship.

the result vectors are not always top- $k$  nearest. We evaluate the accuracy of  $k$ -ANNS by calculating the “recall” as follows:

$$\text{recall} = |V \cap V_{GT}| / |V_{GT}|,$$

where  $V_{GT}$  is a set of ground truth vectors.

### C. IVFPQ algorithm

The IVFPQ algorithm [1] has two phases: index building and search. The process of the index building phase is as follows.

- 1) Split the dataset into some clusters, for instance by  $k$ -means
- 2) In each cluster, calculate the residual vectors between each vector in the cluster and the centroid of the cluster.
- 3) Quantize the residual vectors  $\mathbf{r}$  with grouping some elements (product quantization). By this process, the  $d$ -dimensional vector  $\mathbf{r}$  are compressed to  $s$ -dimensional vectors  $\mathbf{y}$  where each element is quantized to  $2^p$  patterns ( $s < d$  and  $p$  is called “PQ bit”). The example for  $s = d/2$  is as follows.

$$\mathbf{r} = \begin{bmatrix} r_1 \\ r_2 \\ \vdots \\ r_d \end{bmatrix} = \begin{bmatrix} \begin{bmatrix} r_1 \\ r_2 \end{bmatrix} \\ \vdots \\ \begin{bmatrix} r_{d-1} \\ r_d \end{bmatrix} \end{bmatrix} \xrightarrow[\text{Quantize}]{\begin{matrix} \rightarrow \\ \rightarrow \end{matrix}} \begin{bmatrix} y_1 \\ \vdots \\ y_s \end{bmatrix} = \mathbf{y}$$

- 4) Save the cluster belonging information, compressed dataset  $\{\mathbf{y}_1, \mathbf{y}_2, \dots, \mathbf{y}_N\}$ , and the relation of  $[r_t \dots r_u]^T \xrightarrow[\text{Quantize}]{} y_v$  that is called PQ codebook.

Then, the process of the search phase for a given  $d$ -dimensional query vector  $\mathbf{q}$  is as follows.

- 1) Pick up one or more clusters whose centroids are relatively close to the query vector.
- 2) In each cluster, calculate the residual vector  $\mathbf{r}^q$  between the query vector and the centroid.
- 3) Compute the square of L2-norm between each sub-vector in the PQ codebook and that of  $\mathbf{r}^q$  in the corresponding position. By this process, we can refer

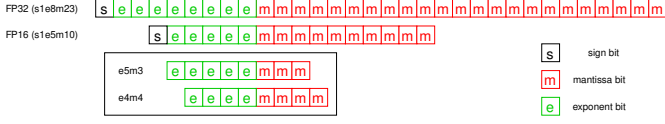


Fig. 1: The comparison of our 8-bit floating point value formats and IEEE binary32/16.

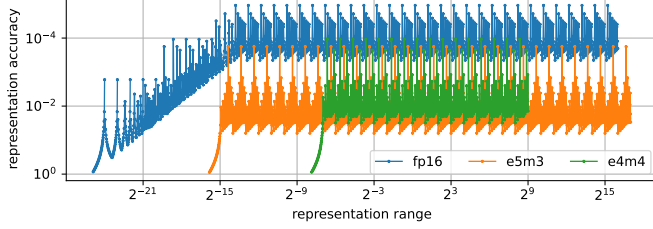


Fig. 2: The representation range and accuracy of E5M3 and E4M4

$[[r_t \dots r_u]^T - [r_t^q \dots r_u^q]^T]^2$  from a PQ index  $y_v$ . We denote this reference process as a function  $F(y_v)$ .

- 4) For each compressed dataset vector  $y$  in the cluster, compute

$$R = \sum_{j=1}^s F(y_j). \quad (1)$$

Since the residual of the residual vectors  $\mathbf{r}$  and  $\mathbf{r}^q$  corresponds to the residual of the original vector  $\mathbf{x}$  and  $\mathbf{q}$ , the  $R$  is the square of the L2-norm of it.

- 5) Find the top- $k$  nearest vectors, (partially) sorting the  $R$  for each vector  $y$  in the clusters.

By constructing the reference table for  $F(y_v)$  at first, we can compute  $R$  just by loading the fragments from memory and accumulating them. We call this reference table the “norm2 fragment lookup table”.

#### D. Norm2 fragment lookup table on the shared memory

In the implementation of the IVFPQ search phase on GPU, it is natural to make the norm fragment table on the shared memory and each thread computes the  $R$  for different  $y$  in the same cluster. When the PQ bit  $p = 8$ , the number of patterns of  $F(y_l)$  is  $2^8 = 256$ . And when the return data type of the function is FP32 (4 bytes), each bank in the shared memory holds the elements in  $256/32[\text{=num banks}]/(4[\text{=data type size}]/4[\text{=bank width}]) = 8$  lanes. Therefore,  $8 - 1 = 7$  bank conflicts can occur in the worst case. We have profiled the number of bank conflicts in runtime and figured out that it degrades the throughput. When using FP16 (2 bytes) for the return data type, only 4 lanes are needed since the 1 bank can access 2 elements at once. In this case, only  $4 - 1 = 3$  bank conflicts can occur in the worst case. So, how about using FP8 (1 byte)?

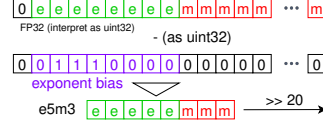


Fig. 3: Conversion from FP32 to e5m3.

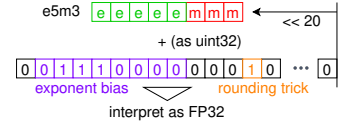


Fig. 4: Conversion from e5m3 to FP32.

## II. CUSTOM 8-BIT FLOATING POINT VALUE FORMAT FOR IVFPQ SEARCH ON GPUS

We designed two 8-bit floating point value formats for data storage to reduce the bank conflict: e5m3 and e4m4, where the numbers of exponent bits are 5 and 4, and that of the mantissa are 3 and 4, respectively, as shown in Figure 1. Since the return values of  $F(y_v)$  are always zero or positive, we do not need a sign bit. This feature allows us to increase the exponent or mantissa bits and easily convert them from/to FP32 format using two instructions: shifting the floating point value bitstring and adjusting the exponent bias. We show the representation range and accuracy of the formats in Figure 2. The e5m3 can represent the whole range of FP16 normalized numbers, but the accuracy is lower. The features of the format and implementation are as follows:

- Only for data storage. No computation between the formats.
- No sign bit since the values we want to store are always positive.
- Small overhead for converting from/to FP32.
- No support for non-normalized number and Inf/NaN.

We show the conversion operations from/to FP32 in Fig. 3 and Fig. 4.

## III. EVALUATION

We have evaluated the recall and throughput when using e5m3 for the data type of norm2 fragment lookup table on shared memory. Our base implementation is LIBCUANN [2]. The datasets for the evaluation are BIGANN-100M and DEEP-100M, where  $d = 128$  and 96, respectively. We show the recall and throughput in Figure 5 and 6. Using the e5m3, we achieved higher throughput in both BIGANN-100M and DEEP-100M than FP32 and FP16 with a little recall degradation. Although we also evaluate e4m4, the recall and throughput are at the same level as e5m3.

## IV. CONCLUSION

We have designed custom 8-bit floating point value formats for improving the IVFPQ throughput by reducing the shared memory bank conflict. We have applied it to IVFPQ and improved the throughput with a bit of recall degradation.

## REFERENCES

- [1] Herve Jégou, Matthijs Douze, and Cordelia Schmid. Product Quantization for Nearest Neighbor Search. *IEEE Transactions on Pattern Analysis and Machine Intelligence*, 33(1):117–128, January 2011. Conference Name: IEEE Transactions on Pattern Analysis and Machine Intelligence.

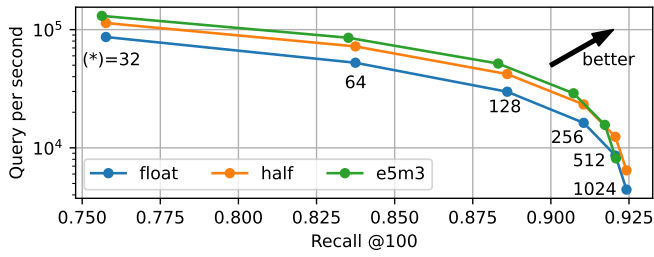


Fig. 5: The recall and throughput for BIGANN-100M dataset when using float, half and e5m3 for the data type of norm2 fragment lookup table. The (\*) is the number of clusters picked up in the first stage of the search phase.

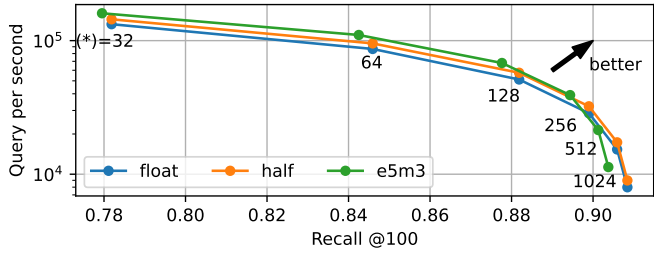


Fig. 6: The recall and throughput for DEEP-100M when using float, half and e5m3 for the data type of norm2 fragment lookup table. The (\*) is the number of clusters picked up in the first stage of the search phase.

- [2] Harsha Vardhan Simhadri, George Williams, Martin Aumüller, Matthijs Douze, Artem Babenko, Dmitry Baranchuk, Qi Chen, Lucas Hosseini, Ravishankar Krishnaswamy, Gopal Srinivasa, Suhas Jayaram Subramanya, and Jingdong Wang. Results of the NeurIPS'21 Challenge on Billion-Scale Approximate Nearest Neighbor Search, May 2022. Number: arXiv:2205.03763 arXiv:2205.03763 [cs].