

Synthesizing Proxy Applications for MPI Programs

Tao Yan
University of Science and Technology
of China
Hefei, China
yantao98@mail.ustc.edu.cn

Qingguo Xu
University of Science and Technology
of China
Hefei, China
xuqg@mail.ustc.edu.cn

Jiyu Luo
University of Science and Technology
of China
Hefei, China
luojiyu@mail.ustc.edu.cn

Jingwei Sun
University of Science and Technology
of China
Hefei, China
sunjw@ustc.edu.cn

Guangzhong Sun
University of Science and Technology
of China
Hefei, China
gzsun@ustc.edu.cn

ABSTRACT

Proxy applications (proxy-apps) are basic tools for evaluating the performance of specific workloads on high-performance computing (HPC) systems. Since the development of high-fidelity proxy-apps, which exhibit similar performance characteristics as corresponding production applications, is labor-intensive, synthetic proxy-apps are created as a useful supplement to manually developed proxy-apps. To thoroughly resemble performance characteristics of HPC applications represented by Message Passing Interface (MPI) programs, we propose Siesta, a novel framework to automatically synthesize proxy-apps based on communication-computation traces. Given an MPI program, Siesta synthesizes parameterized code snippets to mimic computation behaviors in different execution periods, and combines the code snippets and MPI function records into an event trace. It then extracts program behavior patterns from the trace as grammars, and finally transforms the grammars into a synthetic proxy-app. We evaluate the proposed methods on representative MPI programs with various environments. The results show that our synthetic proxy-apps can precisely approximate the performance characteristics of MPI programs.

CCS CONCEPTS

• **Computing methodologies** → **Modeling methodologies**; • **General and reference** → *Performance*; **Measurement**.

KEYWORDS

MPI, proxy application, trace, context-free grammar

1 INTRODUCTION

Proxy-apps are basic tools for evaluating high-performance computing (HPC) systems and workloads. They enable convenient performance estimation for design space exploration of HPC systems, and can play a role as a benchmark of proprietary or confidential workload for evaluation. However, developing HPC proxy-apps is costly [9]. To precisely portray the complicated interaction between HPC systems and applications, the development requires intensive efforts from both application domain (e.g., physics, chemistry) experts and HPC developers. As a result, proxy-apps have difficulty in following the evolution of real-world HPC applications [15].

Synthetic proxy-apps are constructed to approximate the performance characteristics of given programs, without performing any

useful computation. A typical process of generating synthetic proxy-apps mainly consists of two phases: recording program behaviors, and replaying the record. Related recording and replaying techniques have been originally proposed for deterministic debugging purpose [7], but recent studies show that they are also effective for synthesizing proxy-apps [19, 42]. Synthetic proxy-apps can leverage detailed performance profiling data and achieve promising performance coverage in many cases [5, 27]. Since synthetic proxy-apps are generated from automated processes, they can be updated frequently and keep up closely with extensive real-world applications.

The major challenge in synthesizing proxy-apps is extracting HPC applications' behavior patterns from a large amount of trace data. For instance, tracing a single execution of LULESH [18] on less than 1,000 processors can produce hundreds of gigabytes trace data [31]. Existing methods mainly focus on communication trace [13, 15, 24, 31, 34, 44], since communication events constitute the skeleton of an HPC application. Meanwhile, computation behaviors are often overlooked. Computation behaviors are more diverse and difficult to trace. As a compromise, they are usually recorded as time intervals and replayed by calling sleep functions or empty loops [13, 15, 24, 31, 44]. Besides, lossy compression are often used to further reduce the size of communication information, of which the original communication parameters and timing information are approximated by histogram [23, 34, 35, 37], clustering [2, 3], and stochastic process [8, 15, 31]. Due to the ignorance of computation details and the lossy representation on communication trace, current synthetic proxy-apps are difficult to comprehensively resemble the performance characteristics of HPC applications.

To address these issues, we propose Siesta, a novel framework to automatically synthesize proxy-apps for HPC applications. Since Message Passing Interface (MPI) is the leading programming standard for HPC, we focus on MPI programs in this study. In general, given an MPI program without source code, we trace the program's communication and computation events, and then convert the trace to a certain programming language (e.g., C language) code. The generated code does not perform meaningful operations, but it mimics communication and computation of the given MPI program and exhibits similar performance characteristics.

By extracting nested loops and SPMD (single program multiple data) patterns in the trace as context-free grammars, we can control the generated code within a reasonable file size. Although

the size of the generated code is much less than the size of the trace, all communication events, namely MPI function calls and related parameters, are losslessly contained in the code. For computation events, we represent each of them by a combination of predefined code blocks. The combination is determined by solving a constrained quadratic optimization problem, and can accurately approximate the computation performance metrics of a certain execution period of the MPI program. Such a representation of computation event avoids elaborately profiling the program's computation behavior in instruction granularity that can involve large overhead and interference. The generated code can be compiled as a proxy-app and can be executed on any platform that supports C compilers and MPI. By shrinking communication and computation, the execution time of the generated proxy-app can be much less than the original program.

The main contributions of this study are summarized as follows:

- We propose a novel framework to automatically synthesize proxy-apps for MPI programs. The generated proxy-app can losslessly reproduce the target MPI program's communication behaviors and exhibit similar computation performance metrics.
- We design an effective approach to extract the structural pattern of trace and reduce its size by grammar-based analysis. We further transform the compressed trace to executable code as the target proxy-app.
- We evaluate our work by representative MPI programs with various settings. The results show that the generated proxy-apps can precisely approximate the performance characteristics of given MPI programs, and exhibit some portability across different MPI implementations and hardware platforms.

The structure of the remaining paper is as follows. Section 2 describes the implementation of the proposed proxy-app synthesis framework. Section 3 shows evaluation results of the proposed method on a series of problem settings. Section 4 reviews existing studies related to MPI proxy-app synthesis, and makes a brief comparison between this study and theirs. In section 5, we draw a conclusion for this study.

2 METHOD IMPLEMENTATION

2.1 Overview

Figure 1 shows an overview of Siesta. It takes a binary MPI program as input and finally outputs a C language code as a proxy-app. The proxy-app's behavior does not accord with the semantics of the input program (e.g., using an algorithm to correctly solve a problem), but has similar performance characteristics.

In the workflow of proxy-app synthesis, first, we trace runtime information of communication and computation events. Second, according to recorded computation characteristics, we search combinations of some predefined code blocks as computation proxies to guide the replay of computation events. Third, we extract intra-process and inter-process behavior patterns from the trace and obtain context-free grammar to represent the trace. Finally, we transform the grammar to C language code as the output.

Currently, I/O trace is not considered in this study. According to existing studies [13, 14, 23], the process of I/O trace is similar

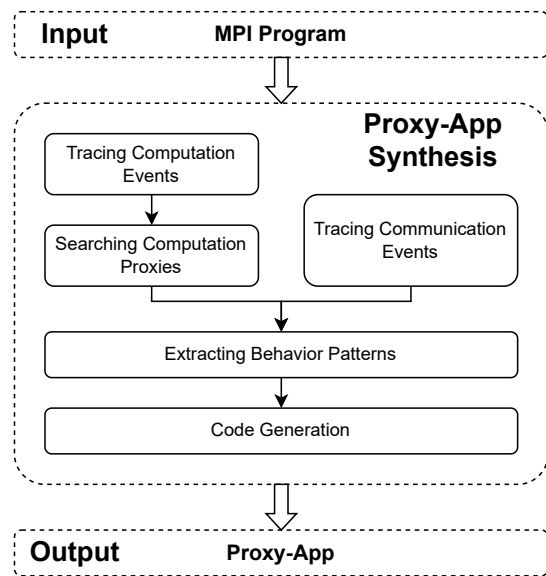


Figure 1: Overview of proxy-app synthesis for MPI programs

to that of communication trace. We believe that the method proposed in this study can also be generalized to I/O trace via further engineering efforts.

2.2 Tracing Communication Events

To trace MPI calls, we use the MPI profiling interface (PMPI) to intercept MPI function calls. The role of PMPI is to provide convenient interfaces to insert customized code before and after an MPI function. Our tracing tool is implemented based on mpiP [32], which provides higher-level interfaces over PMPI. As mpiP only outputs aggregated statistics based on all MPI events, we modify its implementation of wrapper creations to obtain detailed information of each MPI event.

The communication trace we record contains the id of the process (also called rank), name, and parameter information of MPI function calls. For data buffers in some functions, like MPI_Send and MPI_Recv, we do not record the exact content in the buffer, since it is costly and unnecessary. Recording the data volume is sufficient to reproduce the performance of the MPI function call.

The values of some handles, like MPI_Request and MPI_Comm, are randomly determined at runtime. Tracing the value change of these handles may prevent many events from being compressed since random values have high information entropy and are difficult to be compressed. Besides, to correctly replay the usage of MPI_Request and MPI_Comm, recording their exact values is unnecessary. Our solution is to maintain a pool of free numbers, starting from zero, for tracing these handles. Taking MPI_Request as an example, every time a request needs to be used, an unused number is allocated from the pool to the request as its id. When functions such as MPI_Wait are called, the MPI_Request object used by MPI library is implicitly released, and then the corresponding number

is returned to the request pool. The processing for MPI_Comm is similar to MPI_Request.

A process to reduce data redundancy of communication traces is using relative ranks. For point-to-point MPI communication functions, the target process is usually related to the process of the function itself. In other words, for different processes, although their communication target processes are different, the difference between the target process rank and its rank is fixed. Especially for mesh-based numerical algorithms in high-performance scientific computing, many processes communicate with their neighbors.

2.3 Tracing Computation Events

Unlike the communication event, the computation event of an MPI program is not a well-defined conception. It is natural to regard an MPI function call as a communication event, while computation behaviors can be defined with many aspects and granularities. In this study, we regard all operations between two successive communication events (after the end of the former communication event and before the beginning of the latter communication event) as a computation event. This definition is based on two points. (1) Existing studies [13, 15, 24, 31, 34, 35, 44] prefer to use the interval between two communication events to indicate a portion of computation time cost. Our definition aligns with the convention. (2) We can leverage PMPI to trace such computation events, without source code and extra efforts to program slicing and instrumenting.

To represent communication and computation events with the same trace format, we assume a virtual MPI function that is called MPI_Compute. Each computation event is a call of MPI_Compute function. The parameters of MPI_Compute are performance characteristics of the corresponding computation event, and replaying a call of MPI_Compute is to execute a series of operations that exhibit similar performance as the parameters record. Hence, tracing a computation event is to measure its performance characteristics.

We utilize hardware performance counters to characterize the computational performance of each computation event. Hardware performance counters are a set of registers used to count events or signals, which can be mapped to a larger set of performance-related events and provide accurate and detailed information related to hardware performance metrics. At the same time, the interference in program execution caused by reading hardware performance counters is negligible. As an example, We select six performance metrics, as shown in Table 1. To obtain these metrics, we combine our tracing tool with PAPI [6] to intercept MPI functions and read hardware performance counters at the same time. More metrics can also be added with similar operations. Since the statistics from the performance counter are noisy, it is unnecessary to store accurate counts. We set a threshold to cluster similar computation events into one event so that the number of unique calls of MPI_Compute can be reduced.

2.4 Searching Computation Proxies

To reproduce the behaviors of a computation event on different hardware platforms, we need to infer its possible source code according to obtained performance metrics. There might be numerous possible codes that show similar performance metrics. To make a simplified approximation, we define the search space by linear

combinations of some pre-designed code blocks that show diverse performance. Searching for an optimal combination with maximized performance similarity (namely minimized error) can be formulated as a constrained optimization problem.

Generally, for a given computation event, we can obtain its n performance metrics $t \in \mathbb{R}^{n \times 1}$, where $Bx = t$. It is the objective we want to mimic, and then we can design some code blocks to accomplish it. Suppose there are m blocks called $block_1, block_2, \dots, block_m$ and we can use micro-benchmarks to get the i -th metric of $block_j$, called $b_{i,j}$ on a given HPC system. Let $B = (b_{i,j})_{n \times m}$.

Id	Name	Description
1	INS	Instructions
2	CYC	Cycles
3	LST	Load/store
4	L1_DCM	L1 data cache misses
5	BR_CN	Conditional branch
6	MSP	Mispredicted conditional branch

Table 1: Performance metrics

Then we combine the m code blocks linearly. Suppose $block_j$ is repeated x_j times and let $x = (x_1, x_2, \dots, x_m)^T \in \mathbb{R}^{m \times 1}$. We will make a rounded approximation at the end because x must be positive integers. At this point, the original problem can be transformed into a constrained optimization problem as follows,

$$\min_x f(x) = \|Bx - t\|^2, \quad (1)$$

$$x_i \geq 0, \quad i = 1, 2, \dots, m. \quad (2)$$

Noting that the order of magnitude difference between different metrics may be large, we divide matrix B by rows and changed the difference of each metric to a relative error. The modified optimization problem is,

$$B = (b_{i,j})_{n \times m} = (b_1, b_2, \dots, b_n)^T, b_i \in \mathbb{R}^{1 \times m}. \quad (3)$$

$$\min_x f(x) = \sum_{i=1}^n \frac{1}{t_i^2} (b_i \cdot x - t_i)^2, \quad (4)$$

$$x_i \geq 0, \quad i = 1, 2, \dots, m. \quad (5)$$

Specifically, we select six performance metrics to evaluate whether two computational code blocks are similar, as shown in Table 1. These metrics are common in performance evaluation, and we can expect that the code synthesized accordingly will have similar characteristics to the original code block.

We have designed 11 code blocks, as shown in Figure 2. These code blocks have diverse performance characteristics so adjusting the times of repetition of each block can effectively change certain performance metrics. Now the problem is how to linearly combine these 11 code blocks: for code blocks 1-9, we need to know how many times it recurs, and for code blocks 10 and 11, we need to know what the number of cycles is.

Besides, x should be positive, there is another implicit constraint on the linear combination. In the implementation of generating computation proxies, each block of $block_1 - block_9$ is contained in a loop to control its repetition times. The extra overhead introduced by these loops is covered by $block_{11}$. Therefore, the total number

```

1 //block1 : simple add for high ipc
2 //int i1, i2, i3;
3 i1 = i2+i3;
4
5 //block2 : add with low LST/INS
6 //int i1, register:i2, i3, i4, i5, i6
7 i1 = i2+i3+i4+i5+i6;
8
9 //block3 : simple div for low ipc
10 //double d1, d2;
11 d1 = d1/d2;
12
13 //block4 : div with low LST/INS
14 //double d1, register:d2, d3, d4, d5, d6
15 d1 = d2/d3/d4/d5/d6;
16
17 //block5 : msp with high ipc
18 i4 = rand()%(1<<20);
19 for (register long j = 0; j <20; j++)
20     if ((i4>>j)&1)
21         i1 = i2+i3+i4;
22
23 //block6 : msp with low ipc
24 i4 = rand()%(1<<20);
25 for (register long j = 0; j <20; j++)
26     if ((i4>>j)&1)
27         d1 = d2/d3/d4;
28
29 //block7 : get cache miss
30 //register:i0, i1, j
31 for (j = 0; j < 2*l1_cache_size; j++){
32     a[i0]=i1;
33     i0 += cacheline_size;
34 }
35 //block8 : cache miss with high ipc
36 //register:i0, i1, i2, i3, i4, j
37 for (j = 0; j < 2*l1_cache_size; j++){
38     a[i0]=i1+i2+i3+i4;
39     i0 += cacheline_size;
40 }
41
42 //block9 : cache miss with low ipc
43 //register:i0, i1, i2, i3, j
44 for (j = 0; j < 2*l1_cache_size; j++){
45     a[i0]=i1/i2/i3;
46     i0 += cacheline_size;
47 }
48
49 //block10 : empty cycle for branch
50 for (long i = 0; i<x10; i++){
51
52 //block11 : Loops to achieve linear
53 //combination for other basic blocks
54 for (register long i = 0; i<x11; i++){}
```

Figure 2: Code blocks for CYC, INS, LST, L1_DCM, BR_CN and MSP

of occurrences of $block_1 - block_9$ must not exceed the number of cycles in $block_{11}$. So we rewrite the complete optimization problem for this scenario as follows,

$$\min_x f(x) = \sum_{i=1}^6 \frac{1}{t_i^2} (b_i \cdot x - t_i)^2,$$

$$x_i \geq 0, \quad i = 1, 2, \dots, 11,$$

$$x_{11} \geq \sum_{i=1}^9 x_i.$$

This is a convex quadratic optimization problem, and existing algorithms and libraries are already well-suited to solve it.

2.5 Extracting Intra-process Behavior Patterns

HPC applications usually conduct iterative communications and computations to solve problems. Consequently, their traces contain repetitive data. We adopt a grammar-based method to extract hierarchical and periodic patterns of nested loops in a trace and compactly represent the patterns with small space consumption.

For representing symbolic sequences, context-free grammars have been widely used in text compression, natural language processing, music processing, and macromolecular sequence modeling [11]. Context-free grammar provides a simple and mathematically precise mechanism for describing the methods by which phrases in language are built from smaller blocks, capturing the block structure of sentences in a natural way. In a trace, this block structure can be used to describe loop sections or recursive content.

Before the extraction, events are stored in a hash table, in which a key is a string that records the information of a unique event and

the corresponding value is an event id. Then the trace is represented by a sequence of ids. Each process of the MPI program has its own trace and table, so the extraction consists of two phases: extracting intra-process patterns of each process respectively, and further extracting inter-process across all processes.

2.5.1 Context-free grammar. A context-free grammar G can be represented by a quadruple (V, Σ, S, R) . V is a finite set of non-terminals, representing different types of phrases or clauses in a sentence. Σ is a finite set of terminals, which constitute the actual content of the sentence. S is the start symbol. R is a finite set of relations from V to $(V \cup \Sigma)^*$. The elements in R are called generation rules, and the form is $A \rightarrow \alpha$, where A is a non-terminal, and α is a series of terminals and/or non-terminals (α can be null). The generation rules can be applied regardless of the context of a non-terminal.

2.5.2 Space-optimized sequitur algorithm. We adopt Nevill's Sequitur algorithm [25] to convert a trace to a context-free grammar with linear worst-case time and space complexity. It only needs to scan the trace once to complete the construction of the context-free grammar. The algorithm starts with an initial symbol S , which is also called **main rule**. Whenever a new terminal x is encountered, it adds x to the last position of S , and then recursively enforces two constraints:

- (1) A symbol pair consisting of any two adjacent symbols ab occurs only once in the entire grammar. If there is a duplication, generate a new rule, $A \rightarrow ab$, and enforce this constraint recursively.

- (2) All rules (except the main rule) will be applied at least twice. If a rule is applied only once, replace the non-terminal with the content of the rule where the non-terminal corresponding to the rule appears, remove the rule, and enforce the constraint recursively.

The size of the context-free grammar generated by the sequitur algorithm is related to the input sequence. In the best case, the size of such a grammar grows logarithmically when the symbols in the input sequence appear periodically. For example, a sequence *aaaaaaaa* can be described by the following grammar:

$$S \rightarrow AA, A \rightarrow BB, B \rightarrow aa$$

For sequences containing regular loop structures, the optimization scheme [11] can reduce the space occupied by the generated grammar from $O(\log(n))$ to $O(1)$. The optimization method is to add an attribute to all symbols in the grammar, which marks the repetition times of the corresponding symbol, that is, for a symbol *a* repeated *i* times, it is represented by a^i . At the same time, add a constraint to the grammar generation process:

- (3) Any two adjacent symbols a^i, a^j will be converted to a^{i+j} , recursively enforcing this constraint.

2.6 Extracting Inter-process Behavior Patterns

If all processes keep a local symbol table, as the number of processes increases, the size of the resulting grammar will grow linearly. Therefore, we need to merge the symbol table across processes. Due to the wide use of the SPMD programming style in MPI programs, similar MPI functions are often called between processes. In collective communication, all processes share the exact same MPI functions. In addition, many inter-process point-to-point communications often exhibit similar behavior with the encoding method.

2.6.1 Merging Terminal Tables. Although the number of MPI function calls increases linearly with the number of processes, many MPI programs exhibit a significant amount of duplication in terminals between processes, which can be eliminated by recording the repeated terminals once and assigning a unique global number. The global id for computation terminals has already been generated and can be used during the merging process between processes. The time complexity of the entire merging process is $\log_2 P$, where *P* is the number of processes. After the entire merge process is complete, the root process broadcasts a table of terminals to all other processes.

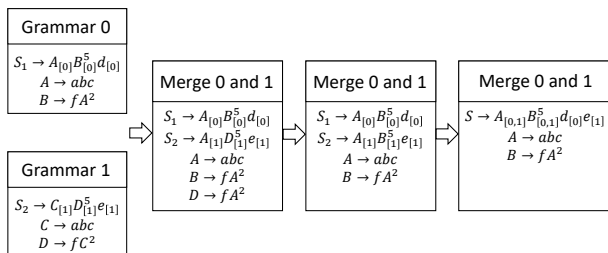


Figure 3: Example of merging two grammars

2.6.2 Merging Non-terminal Tables. To avoid conflict, all terminals in the grammar are replaced with a globally generated id, and each non-terminal is also assigned a unique id. Identical non-terminals from different processes can also be merged. To efficiently merge non-terminals, we compute the depth of each non-terminal. The depth of a non-terminal refers to the height of the tree after converting a non-terminal symbol into a tree representation. In this tree, non-terminals correspond to non-leaf nodes, and terminals correspond to leaf nodes. Obviously, two non-terminals could be merged only if their depths are identical. At the same time, in most cases, symbols with deeper depth often need to use the results of symbols with shallower depth when merging. Therefore, we sort non-terminals by depth, merge trees with shallower depths first, and then merge trees with deeper depths, which can reduce the number of times to scan the entire symbol table.

The main rule of a process embodies the overall logic of the program and is therefore much longer than other rules. Many MPI programs exhibit the characteristics of SPMD, therefore, the main rules of different processes show partial similarity, which can be leveraged for merging. We propose a longest common subsequence (LCS) based merging method for main rules. First, we add a rank list attribute to all symbols in the main rule, and the initial value is the process number corresponding to the main rule. After that, we calculate the LCS between the main rules of the two processes, merge the rank lists of the symbols located in the LCS, and place the symbols not located in the LCS in their original order. We illustrate the process of merging two grammars through a simple example in Figure 3, where the superscript of a symbol represents the repetition times, and the subscript represents the rank list.

The merging of main rules is not performed for all pairs of two processes, but only for processes with high similarity. If merging main rules with low similarity, the merged rule can be longer than the sum of input rules, and the subsequent code generation process will introduce unnecessary branch statements. Therefore, we first cluster the main rules into several groups according to their minimum edit distance and then merge the rules within the same group.

2.7 Code Generation

Algorithm 1 Code Generation

Input: *terminals, grammar, main rules, scaling_factor*

Output: Executable C Code

- 1: **for** *terminal* in *terminals* **do**
- 2: Convert terminals to C code with scaling factor
- 3: **end for**
- 4: **for** *non-terminal* in *grammar* **do**
- 5: Convert non-terminals to function calls
- 6: **end for**
- 7: **for** *symbol* in *main rule* **do**
- 8: Generate branch statement according to rank lists. Convert symbols to function calls.
- 9: **end for**

By extracting the intra-process and inter-process patterns, we get a symbol table and a context-free grammar. By traversing the

grammar and the symbol table, we can generate an executable C code. The code generation algorithm is described in Algorithm 1.

We first translate a symbol table containing terminals and non-terminals into C code. Terminals can be communication events or computation events. Communication events are directly translated into MPI functions using the parameter information recorded in the original event. Computation events are handled by searching computation proxies and combining predefined code blocks to create a function call corresponding to the computation event.

After translating terminals to C code, we then recursively handle non-terminals. We treat a non-terminal as a function, and the rules it points to as the content of the function. In this way, a non-terminal can be regarded as a combination of some non-terminals and terminals. To convert the non-terminal into C code, we need to traverse the content of the non-terminal function. For a terminal in a function, it can be converted into a function call by the method mentioned above. For a non-terminal in a function, because each non-terminal corresponds to a function call, the corresponding function can be called directly.

The main rule of each process is also a non-terminal. The difference between the main rule and other non-terminal is that each symbol in the function content of the main rule has a set of process ranks, which are used to mark which processes need to execute the function corresponding to the symbol. When converting main rule into C code, we need to traverse the symbols in the main rule function. For each symbol, we first need to generate a branch statement to specify which process needs to execute the symbol, and then we can call the function corresponding to the symbol mentioned above. Since there are multiple consecutive symbols with the same rank list, we compare and merge the same rank lists to reduce redundant branch statements in the code generated from main rule.

An important purpose of synthesizing proxy-app is to estimate the performance of the original program using a shorter execution time. To achieve this purpose, Siesta provides an option to generate shrunk proxy-app with a certain scaling factor. For example, the scaling factor is set to 10 by default in our implementation, so that the execution time of generated proxy-app is approximately 10% of the original program.

The shrinking process consists of two steps for computation and communication, respectively. To shrink computation, we divide all performance metrics by the scaling factor, and then conduct the searching as introduced in Section 2.4. To shrink communication, we build a regression model to fit the relationship between the execution time of MPI functions for blocking communication and the associated communication volume. Non-blocking communication function calls take tiny execution time and can be neglected. Their actual communication time cost theoretically overlaps with the computation and has been shrunk together.

3 EVALUATION

3.1 Setup

We select a variety of MPI programs as targets for evaluation, as shown in Table 3. BT (block tridiagonal), CG (conjugate gradient), MG (multi-grid), SP (scalar pentadiagonal), and IS (integer sorting) are kernels or pseudo applications from the NAS Parallel Benchmark (NPB) [4]. SWEEP3D [41] addresses the neutron transport

	Platform A	Platform B	Platform C
Processor	Intel Xeon Scale 6248	Intel Xeon Phi 7210	Intel Xeon E5-2680 V4
# Cores/node	20 × 2	64	14 × 2
Memory	192 GB	96 GB	128 GB
L1 I/D	32 KB	32 KB	32 KB
L2	1024 KB	256 KB	256 KB
Frequency	2.5 GHz	1.3 GHz	2.4 GHz
Network	Mellanox HDR	Intel OPA	None

Table 2: Platform specification

problem in discrete coordinate 3D Cartesian geometry. FLASH [12] is a production software package for handling general compressible flow problems found in many plasma physics experiments and astrophysical environments. We select three representative scientific simulation problems, Sedov, Stirturb, and Sod, to evaluate FLASH.

The problem size of the NPB programs we evaluate is D scale and the version is NPB 3.3.1. The input size for all FLASH problems is 64*64*64. For SWEEP3D, we use an input of scale 1000*1000*1000. All evaluated programs are compiled with GCC 4.8.5 and OpenMPI 3.1.0. We implement a tracing tool based on mpiP 3.5 to generate traces for these programs. The experiments are conducted on three platforms, including two clusters A and B, and a single-node server C, as shown in Table 2.

3.2 Specification of Generated Proxy-apps

Table 3 shows the specification of generated proxy-apps in our evaluation. The trace size column shows the total size of the original trace files generated by each program without compression. The size_C column indicates the total size of the exported context-free grammar, that is, the sum of the size of the symbol table and the computation code blocks, which contains all the information used to generate executable C code. The overhead column indicates the impact of tracing instrumentation on the execution of the original program. The overhead is calculated by the relative difference between the time costs of executing MPI programs with and without instrumentation. It can be found that, for evaluated programs, although we record information about hardware performance counters in addition to intercepting the MPI functions, both of them bring a small overhead to program execution. It is to ensure that the tracing does not interfere with the original pattern of the target program a lot.

To measure the error between the original MPI program and the generated proxy-app, we calculate the relative error between their performance metric values. The relative error is the absolute difference between the metric values divided by the original program's metric value. We then compute the average relative error across all the metrics and processes to measure the overall error between the two programs.

3.3 Comparison to MINIME

To demonstrate the effect of mimicking the performance characteristics, we compare Siesta with MINIME [9, 29]. MINIME uses an iterative approach to adjust code blocks and mimic the performance

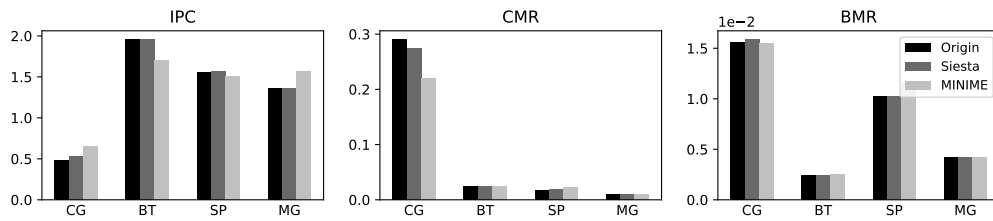


Figure 4: Compared with MINIME on a single computation event

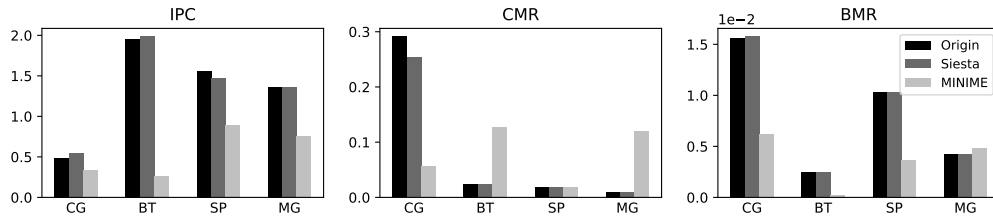


Figure 5: Compared with MINIME on a sequence of computation events

of the original program. It uses Instructions Per Cycle (IPC), Cache Miss Rate (CMR), and Branch Misprediction Rate (BMR) to measure performance similarity to the original program, so we also use these three metrics for comparison.

We first experiment with a single computation event, as shown in Figure 4. The origin in the figure corresponds to the sum of the computational parts of the tested programs. We consider the whole program execution as a single computation event and mimic it by MINIME and Siesta. For example, we sum up all the instructions and cycles of the computation part of a tested program and get its IPC. It can be seen that, for a single computation event, Siesta works slightly better than MINIME.

To elaborately mimic the performance characteristics of an MPI program in different execution periods, it is necessary to regard the execution as a sequence of events and mimic each of them separately. As shown in Figure 5, when we mimic each computation event separately and sum them up, Siesta has a higher similarity to the original program compared to MINIME.

3.4 Comparison to Pilgrim and ScalaBench

3.4.1 Time span similarity. In this section, we compare the results of Siesta, Siesta-scaled, Pilgrim, and ScalaBench in terms of reproducing the original program’s execution time. The reproduced time from Siesta-scaled is its execution time multiplied by the corresponding scaling factor. Pilgrim [34, 35] is an MPI trace collection and compression tool that provides a proxy-app generation functionality. Due to it only focuses on compression and replay of communication information, without filling in the execution time of the computation part, the execution results of Pilgrim cannot reflect the original program’s execution time, and the relative error of its execution time is 84.30% among all programs we test. The large error indicates that Pilgrim does not generate proxy-apps with thorough performance approximation, so we mainly compare Siesta with ScalaBench in later experiments. ScalaBench is also a

proxy-app generation tool based on ScalaTrace [2, 3, 23, 37]. We built ScalaBench from its latest source code ScalaTrace (V4).

Figure 6 shows the execution times of evaluated proxy-apps and the original programs. Siesta and Siesta-scaled had similar execution times in most cases and both outperform Scalabench in the majority of cases. The mean percentage error across all programs can be calculated by the formula $100\% \times |(T_{gen} - T_{app})/T_{app}|$. The errors of Siesta, Siesta-Scaled and ScalaBench are 5.30%, 9.31% and 13.13%, respectively. ScalaBench gets crashed when generating executable proxy-apps for certain programs, such as SP with 256 and 529 processes, and the three scientific simulations in the FLASH package. Therefore, we are not able to show the execution time of ScalaBench for these programs. The use of context-free grammar compression for proxy-app generation allows Siesta to represent the trace compactly while preserving important details. Our approach can record more information compared to ScalaBench and is applicable to a wider range of programs.

3.4.2 Robustness to MPI Implementation Changes. In this section, we compare the execution time accuracy with ScalaBench under different MPI implementations. The experimental results are shown in Figure 7. As mentioned above, ScalaBench lacks data for SP under 256 and 529 processes and FLASH programs. The proxy-apps in the experiments are generated under openmpi. We then execute the proxy-apps using openmpi, mpich and mvapich, respectively.

In different MPI implementations, due to the different support for shared memory and network, the performance of MPI communication functions is also different, which has a direct impact on program execution time. Because Siesta preserves the communication mode in the original program trace losslessly, it can reproduce the original program execution time well with different MPI implementations. Specifically, for Siesta, the mean percentage error is 5.78%, while the error for ScalaBench is 33.58%. In ScalaBench, the iterative matching criteria is relaxed during compression, and a

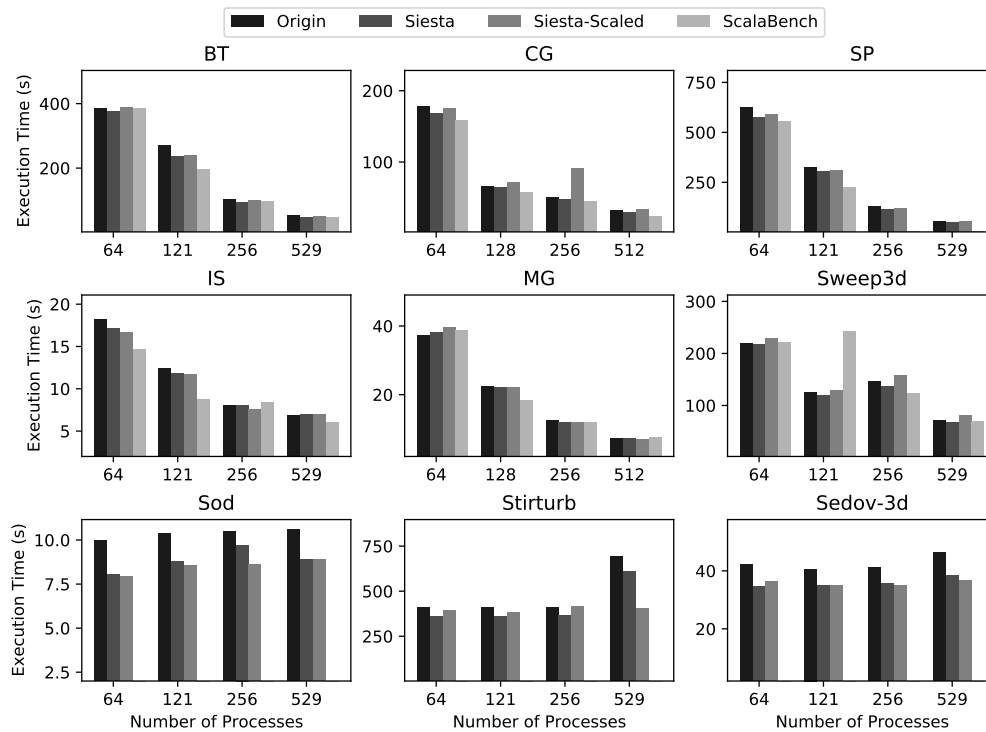


Figure 6: Comparison of proxy-app execution time

statistical histogram is constructed to record some parameter information, so that the communication mode of the original program cannot be completely restored when the proxy-app is generated. For example, when sending functions and receiving functions cannot match, ScalaBench generates additional `MPI_Irecv` functions to match the `MPI_Send` function, which is not the original behaviors of target MPI programs. Therefore, when changing the MPI implementation, ScalaBench cannot reproduce the execution time of the original program precisely.

3.4.3 Robustness to Platform Changes. In this section, we assess the portability of the generated proxy-apps by comparing it with ScalaBench in terms of execution time. The platforms we use are shown in Table 2.

Due to the limitation of the number of CPU cores on the C platform, the experiments of MG, IS, and SP on A and C are executed under 16 processes, and the execution time results are shown in Figure 8. "A to C" means the proxy-app is generated on A platform and is executed on C platform, and "C to A" means the reverse process. When the performance of the two platforms is similar, Siesta has higher accuracy in time prediction than ScalaBench. Specifically, for Siesta, the mean percentage error is 6.83%, while the error for ScalaBench is 18.11%. The execution time results of BT and CG programs under 16-64 processes on A platform and B platform are shown in Figure 9. The above figures show that both Siesta and ScalaBench have a similar execution time to the original NPB program on the original platform. However, when porting the proxy-app from platform A to platform B, although the execution time of the

original program changes a lot, the execution time of ScalaBench is almost unchanged. In this case, the error of ScalaBench increases to 70.44%, while the error of Siesta is 13.68%. This is due to the fact that the proxy-apps generated by ScalaBench use the sleeping fixed time strategy to represent the computation code of the MPI program. When the platform changes, ScalaBench cannot reflect the execution time change of the original MPI program. The computation proxies generated by Siesta have a similar performance to the original program. Even if the property of the platform, such as the frequency of the CPU, changes greatly, the execution time change of the original MPI program can still be reproduced to some extent.

4 RELATED WORK

4.1 Trace Compression

Tracing MPI programs' execution on HPC systems is a basic approach for performance analysis. Typical applications of trace include visualization [28], debugging [1, 22], performance estimation [8], inefficiency mining [14, 17], benchmark or proxy-app synthesis [13, 15, 37, 44], etc. Due to the increasing complexity and scale of HPC applications and systems, the storage cost of trace is becoming unaffordable.

Open trace format (OTF) [20] and its variant [33] are standard trace formats supported by many trace tools, like Vampir [21] and Tau [30]. OTF adopts zlib [10] to compress traces. Since zlib is agnostic to the repetition structure among trace, the compression ratio can be further improved.

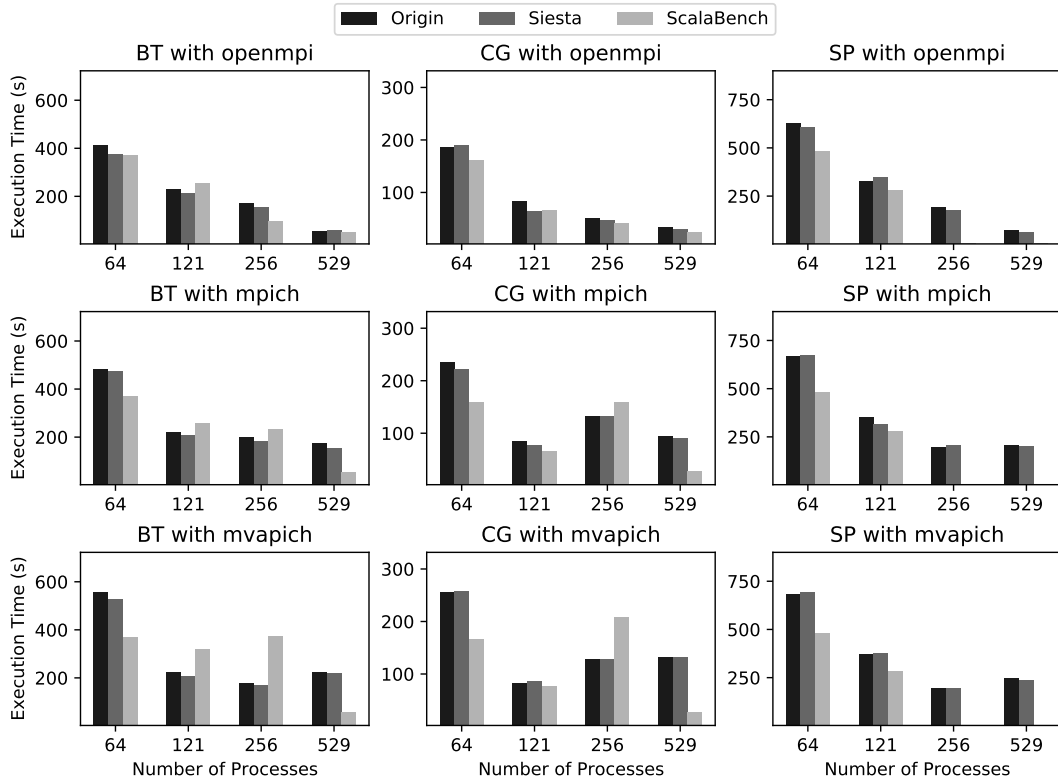


Figure 7: Comparison of proxy-app execution time using different MPI implementations

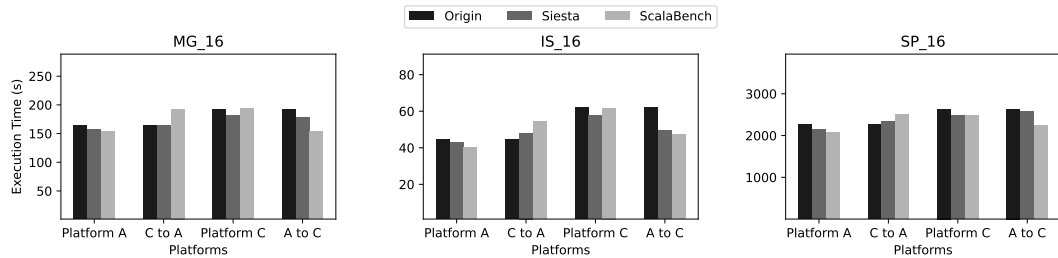


Figure 8: Comparison of proxy-app between Platform A and Platform C

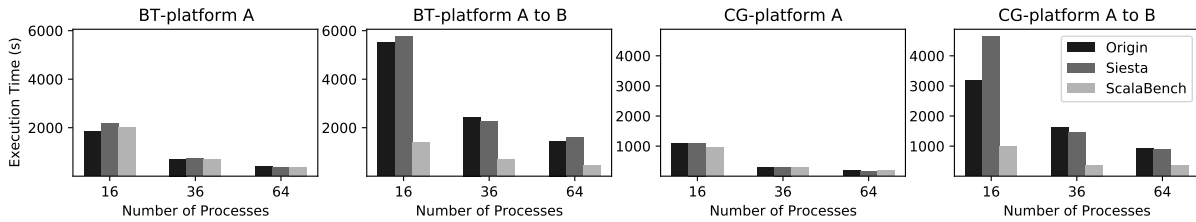


Figure 9: Comparison of proxy-app execution time on Platform A and Platform B

Program	Process	Trace size	size_C	Overhead	Error
BT	64	290 MB	221 KB	<1%	0.39%
	121	767 MB	375 KB	<1%	0.50%
	256	2,367 MB	1.2 MB	<1%	1.07%
	529	6,962 MB	2.3 MB	<1%	1.04%
CG	64	491 MB	334 KB	2.23%	4.45%
	128	1,255 MB	657 KB	2.26%	2.40%
	256	2,534 MB	3.2 MB	5.64%	2.09%
	512	6,223 MB	4.3 MB	5.34%	1.57%
IS	64	32 KB	4.4 KB	<1%	2.80%
	128	64 KB	5.1 KB	<1%	2.12%
	256	128 KB	6.8 KB	<1%	2.27%
	512	256 KB	16 KB	4.28%	2.16%
MG	64	168 MB	1.1 MB	<1%	0.36%
	128	318 MB	2.1 MB	<1%	0.65%
	256	618 MB	3.7 MB	3.07%	0.72%
	512	1,294 MB	3.2 MB	7.82%	0.85%
SP	64	508 MB	1.1 MB	<1%	0.46%
	121	1,317 MB	580 KB	2.04%	0.84%
	256	4,024 MB	715 KB	3.21%	0.50%
	529	11,662 MB	2.7 MB	<1%	1.12%
Sweep3d	64	619 MB	1.9 MB	1.65%	1.17%
	128	1.3 GB	2.2 MB	<1%	1.34%
	256	3.3 GB	5.4 MB	<1%	2.73%
	512	6.6 GB	4.4 MB	<1%	2.99%
StirTurb	64	304 MB	137 KB	<1%	3.92%
	128	614 MB	149 KB	<1%	3.71%
	256	1,241 MB	267 KB	<1%	8.67%
	512	2,510 MB	937 KB	<1%	5.37%
Sod	64	6 MB	61 KB	<1%	1.97%
	128	12 MB	117 KB	<1%	3.71%
	256	24 MB	204 KB	<1%	4.27%
	512	48 MB	461 KB	<1%	3.07%
Sedov	64	16 MB	72 KB	<1%	2.90%
	128	32 MB	135 KB	<1%	5.38%
	256	64 MB	236 KB	<1%	3.56%
	512	135 MB	457 KB	<1%	3.49%

Table 3: Specification of Generated proxy-apps

Effective trace compression methods adopt specific data structures and matching algorithms to extract the repetition patterns in traces. ScalaTrace [26] and its successors [2, 3, 23, 38–40] use data structures called regular section descriptors (RSD) and power-RSD to greedily find repetitive sequences in a trace. DwarfCode [13, 44] models the trace compression problem as searching an optimal combination of primitive and inextensible tandem arrays, which is an NP-hard problem. To solve the problem in reasonable time complexity, DwarfCode adopts suffix trees to find a suboptimal solution to represent the repetition patterns of given traces. Omnisc’IO [11] and Pilgrim [34, 35] use context-free grammars to represent traces. They use a modified Sequitur algorithm to generate the grammars,

so that the size of grammars can be effectively controlled. Zhai et al. [16, 17, 36, 43] conduct static top-down analysis on MPI program’s source code, so they can efficiently obtain the repetition patterns. Note that the source code is not only from the program, but also from its dependent libraries. The requirement of the source code limits the application scenario of their method, especially when considering proprietary or confidential programs.

4.2 Proxy-app Synthesis

A trace compression method can be used to generate synthetic proxy-apps (also called benchmarks in some related studies), if the compressed trace can be transformed into executable code.

ScalaBench [37] is a proxy-app synthesizer based on ScalaTrace variants. It uses histograms to approximate the communication parameter distributions of MPI programs. To ensure the approximated communication can be smoothly replayed, without mismatch or deadlock, it also implements a coordinator to control communication behaviors at runtime. DwarfCode outputs executable code as the result of trace compression, so it is naturally a proxy-app synthesizer. APPRIME [15] focuses on synthesizing proxy-apps to represent iterative simulation workloads for scientific computing. Astro [8] focuses on synthesizing proxy-apps to estimate the performance of MPI programs on larger parallel scales. Both APPRIME and Astro adopt stochastic Markov process to model the status transition of MPI programs.

Kim et al. [19], Panda et al. [27], and MINIME [9, 29] investigate synthesizing proxy-apps that fit given computation characteristics in certain scenarios, by designing and combining a series of code blocks. Kim et al. focus on APPs running on ARM-based mobile devices. Panda et al. focus on database workload. MINIME focuses on multi-thread programs with predefined parallel patterns. Since they only concern about shared-memory programs on a single node, their works do not involve communication events and do not need to analyze traces.

4.3 Comparison

The design of Siesta is inspired by many existing studies. Here is a summary of the difference between Siesta and related studies. Compared with ScalaBench, APPRIME, DwarfCode, and Pilgrim, Siesta achieves lossless representation of communication events and high-fidelity approximation on computation characteristics, while they conduct lossy compression on communication events and only regard computation behaviors as time intervals. Compared with Kim’s work [19], Panda’s work [27], and MINIME [9, 29], Siesta solves a more general and challenging computation proxy synthesis problem on distributed architectures, where computation behaviors are more diverse than that on shared-memory architectures they concern. Besides, we propose a new design of predefined code blocks and a combination search algorithm that is tolerable to the non-orthogonality of predefined code blocks.

5 CONCLUSION

In this study, we propose Siesta, a novel framework to automatically synthesize proxy-apps for MPI programs. Given an MPI program, Siesta traces the program’s communication and computation

events, represents these events as symbols, extracts program behavior patterns in the trace as compact grammars, and converts the grammars to C language code that mimics the behaviors of the given MPI program. We evaluate Siesta on several typical MPI programs, including kernels, mini-apps, and production software for high-performance scientific computing. The results show that Siesta can precisely approximate the performance characteristics of MPI programs.

Despite the results Siesta achieves, there still exists a large gap between the generated proxy-apps and manually developed proxy-apps from human experts. For example, a manually developed proxy-app can accept different input arguments and run with different parallel scales, while Siesta can only reproduce program behaviors from a certain execution path with fixed input and scale. The functionality of synthetic proxy-apps needs to be further enhanced in future work.

REFERENCES

- [1] Vaastav Anand, Mathews Stolet, Thomas Davidson, Ivan Beschastnikh, Tamara Munzner, and Jonathan Mace. 2020. Aggregate-Driven Trace Visualizations for Performance Debugging. *CoRR abs/2010.13681* (2020).
- [2] Amir Bahmani and Frank Mueller. 2017. Scalable communication event tracing via clustering. *J. Parallel Distributed Comput.* 109 (2017), 230–244.
- [3] Amir Bahmani and Frank Mueller. 2018. Chameleon: Online Clustering of MPI Program Traces. In *IPDPS*. IEEE Computer Society, 1102–1112.
- [4] David H Bailey, Eric Barszcz, John T Barton, David S Browning, Robert L Carter, Leonardo Dagum, Rod A Fatoohi, Paul O Frederickson, Thomas A Lasinski, Rob S Schreiber, et al. 1991. The NAS parallel benchmarks summary and preliminary results. In *Supercomputing '91: Proceedings of the 1991 ACM/IEEE conference on Supercomputing*. IEEE, 158–165.
- [5] Shane Bergsma, Timothy Zeyl, Arik Senderovich, and J. Christopher Beck. 2021. Generating Complex, Realistic Cloud Workloads using Recurrent Neural Networks. In *SOSP '21: ACM SIGOPS 28th Symposium on Operating Systems Principles, Virtual Event / Koblenz, Germany, October 26–29, 2021*. ACM, 376–391.
- [6] Shirley Browne, Jack Dongarra, Nathan Garner, George Ho, and Philip Mucci. 2000. A portable programming interface for performance evaluation on modern processors. *The international journal of high performance computing applications* 14, 3 (2000), 189–204.
- [7] Dylan Chapp, Kento Sato, Dong H. Ahn, and Michela Taufer. 2018. Record-and-Replay Techniques for HPC Systems: A Survey. *Supercomput. Front. Innov.* 5, 1 (2018), 11–30.
- [8] Jian Chen and Russell M. Clapp. 2017. Astro: Auto-Generation of Synthetic Traces Using Scaling Pattern Recognition for MPI Workloads. *IEEE Trans. Parallel Distributed Syst.* 28, 8 (2017), 2159–2171.
- [9] Etem Deniz, Alper Sen, Brian Kahne, and Jim Holt. 2015. MINIME: Pattern-Aware Multicore Benchmark Synthesizer. *IEEE Trans. Computers* 64, 8 (2015), 2239–2252.
- [10] Peter Deutsch and Jean-Loup Gailly. 1996. ZLIB Compressed Data Format Specification version 3.3. *RFC 1950* (1996), 1–11.
- [11] Matthieu Dorier, Shadi Ibrahim, Gabriel Antoniu, and Rob Ross. 2015. Using formal grammars to predict I/O behaviors in HPC: The omniscIO approach. *IEEE Transactions on Parallel and Distributed Systems* 27, 8 (2015), 2435–2449.
- [12] Bruce Fryxell, Kevin Olson, Paul Ricker, FX Timmes, Michael Zingale, DQ Lamb, Peter MacNeice, Robert Rosner, JW Truran, and H Tufo. 2000. FLASH: An adaptive mesh hydrodynamics code for modeling astrophysical thermonuclear flashes. *The Astrophysical Journal Supplement Series* 131, 1 (2000), 273.
- [13] Meng Hao, Weizhe Zhang, You Zhang, Marc Snir, and Laurence T. Yang. 2019. Automatic generation of benchmarks for I/O-intensive parallel applications. *J. Parallel Distributed Comput.* 124 (2019), 1–13.
- [14] Katherine E. Isaacs, Todd Gamblin, Abhinav Bhatele, Martin Schulz, Bernd Hamann, and Peer-Timo Bremer. 2016. Ordering Traces Logically to Identify Lateness in Message Passing Programs. *IEEE Trans. Parallel Distributed Syst.* 27, 3 (2016), 829–840.
- [15] Ye Jin, Xiaosong Ma, Mingliang Liu, Qing Liu, Jeremy Logan, Norbert Podhorski, Jong Youl Choi, and Scott Klasky. 2015. Combining Phase Identification and Statistic Modeling for Automated Parallel Benchmark Generation. In *SIGMETRICS*. ACM, 309–320.
- [16] Yuyang Jin, Haojie Wang, Xiongchao Tang, Torsten Hoefer, Xu Liu, and Jidong Zhai. 2020. Identifying scalability bottlenecks for large-scale parallel programs with graph analysis. In *PPoPP '20: 25th ACM SIGPLAN Symposium on Principles and Practice of Parallel Programming, San Diego, California, USA, February 22–26, 2020*. ACM, 409–410.
- [17] Yuyang Jin, Haojie Wang, Teng Yu, Xiongchao Tang, Torsten Hoefer, Xu Liu, and Jidong Zhai. 2020. ScalAna: automating scaling loss detection with graph analysis. In *Proceedings of the International Conference for High Performance Computing, Networking, Storage and Analysis, SC 2020, Virtual Event / Atlanta, Georgia, USA, November 9–19, 2020*. IEEE/ACM, 28.
- [18] Ian Karlin, Abhinav Bhatele, Jeff Keasler, Bradford L. Chamberlain, Jonathan Cohen, Zachary DeVito, Riyaz Haque, Dan Laney, Edward Luke, Felix Wang, David Richards, Martin Schulz, and Charles Still. 2013. Exploring Traditional and Emerging Parallel Programming Models using a Proxy Application. In *27th IEEE International Parallel & Distributed Processing Symposium (IEEE IPDPS 2013)*. Boston, USA.
- [19] Keunsoo Kim, Changmin Lee, Jung Ho Jung, and Won Woo Ro. 2014. Workload synthesis: Generating benchmark workloads from statistical execution profile. In *2014 IEEE International Symposium on Workload Characterization, IISWC 2014, Raleigh, NC, USA, October 26–28, 2014*. IEEE Computer Society, 120–129.
- [20] Andreas Knüpfer, Ronny Brendel, Holger Brunst, Hartmut Mix, and Wolfgang E. Nagel. 2006. Introducing the Open Trace Format (OTF). In *Computational Science - ICCS 2006, 6th International Conference, Reading, UK, May 28–31, 2006, Proceedings, Part II (Lecture Notes in Computer Science, Vol. 3992)*. Springer, 526–533.
- [21] Andreas Knüpfer, Holger Brunst, Jens Doleschal, Matthias Jurenz, Matthias Lieber, Holger Mickler, Matthias S. Müller, and Wolfgang E. Nagel. 2008. The Vampire Performance Analysis Tool-Set. In *Tools for High Performance Computing - Proceedings of the 2nd International Workshop on Parallel Tools for High Performance Computing, July 2008, HLRS, Stuttgart*. Springer, 139–155.
- [22] Peng Liu, Xiangyu Zhang, Omer Tripp, and Yunhui Zheng. 2015. Light: replay via tightly bounded recording. In *Proceedings of the 36th ACM SIGPLAN Conference on Programming Language Design and Implementation, Portland, OR, USA, June 15–17, 2015*. ACM, 55–64.
- [23] Xiaoqing Luo, Frank Mueller, Philip H. Carns, Jonathan Jenkins, Robert Latham, Robert B. Ross, and Shane Snyder. 2017. ScalaIOExtrap: Elastic I/O Tracing and Extrapolation. In *2017 IEEE International Parallel and Distributed Processing Symposium, IPDPS 2017, Orlando, FL, USA, May 29 - June 2, 2017*. IEEE Computer Society, 585–594.
- [24] Shinobu Miwa, Ignacio Laguna, and Martin Schulz. 2021. PredCom: A Predictive Approach to Collecting Approximated Communication Traces. *IEEE Trans. Parallel Distributed Syst.* 32, 1 (2021), 45–58.
- [25] Craig G Nevill-Manning and Ian H Witten. 1997. Identifying hierarchical structure in sequences: A linear-time algorithm. *Journal of Artificial Intelligence Research* 7 (1997), 67–82.
- [26] Michael Noeth, Prasun Ratn, Frank Mueller, Martin Schulz, and Bronis R. de Supinski. 2009. ScalaTrace: Scalable compression and replay of communication traces for high-performance computing. *J. Parallel Distributed Comput.* 69, 8 (2009), 696–710.
- [27] Reena Panda and Lizy Kurian John. 2017. Proxy Benchmarks for Emerging Big-Data Workloads. In *26th International Conference on Parallel Architectures and Compilation Techniques, PACT 2017, Portland, OR, USA, September 9–13, 2017*. IEEE Computer Society, 105–116. <https://doi.org/10.1109/PACT.2017.44>
- [28] Loic Prieur-Drevon, Raphaël Beamonte, and Michel R. Dagenais. 2018. R-SHT: A state history tree with R-Tree properties for analysis and visualization of highly parallel system traces. *J. Syst. Softw.* 135 (2018), 55–68.
- [29] Alper Sen, Etem Deniz, and Brian Kahne. 2017. MINIME-validator: Validating hardware with synthetic parallel testcases. In *Design, Automation & Test in Europe Conference & Exhibition, DATE 2017, Lausanne, Switzerland, March 27–31, 2017*. IEEE, 386–391.
- [30] Sameer Shende, Allen D. Malony, Wyatt Spear, and Karen Schuchardt. 2011. Characterizing I/O Performance Using the TAU Performance System. In *Applications, Tools and Techniques on the Road to Exascale Computing, Proceedings of the conference ParCo 2011, 31 August - 3 September 2011, Ghent, Belgium (Advances in Parallel Computing, Vol. 22)*. IOS Press, 647–655.
- [31] Jingwei Sun, Tao Yan, Hao Sun, Huanheng Lin, and Guangzhong Sun. 2022. Lossy Compression of Communication Traces Using Recurrent Neural Networks. *IEEE Trans. Parallel Distributed Syst.* 33, 11 (2022), 3106–3116.
- [32] Jeffrey S. Vetter and Michael O. McCracken. 2001. Statistical scalability analysis of communication operations in distributed applications. In *Proceedings of the 2001 ACM SIGPLAN Symposium on Principles and Practice of Parallel Programming (PPOPP'01), Snowbird, Utah, USA, June 18–20, 2001*. ACM, 123–132.
- [33] Michael Wagner, Jens Doleschal, and Andreas Knüpfer. 2015. MPI-focused Tracing with OTFX: An MPI-aware In-memory Event Tracing Extension to the Open Trace Format 2. In *Proceedings of the 22nd European MPI Users' Group Meeting, EuroMPI 2015, Bordeaux, France, September 21–23, 2015*. ACM, 7:1–7:8.
- [34] Chen Wang, Pavan Balaji, and Marc Snir. 2021. Pilgrim: scalable and (near) lossless MPI tracing. In *SC '21: The International Conference for High Performance Computing, Networking, Storage and Analysis, St. Louis, Missouri, USA, November 14 - 19, 2021*. ACM, 52:1–52:14.
- [35] Chen Wang, Yanfei Guo, Pavan Balaji, and Marc Snir. 2023. Near-Lossless MPI Tracing and Proxy Application Autogeneration. *IEEE Trans. Parallel Distributed Syst.* 34, 1 (2023), 123–140.

- [36] Haojie Wang, Jidong Zhai, Xiongchao Tang, Bowen Yu, Xiaosong Ma, and Wenguang Chen. 2018. Spindle: Informed Memory Access Monitoring. In *2018 USENIX Annual Technical Conference, USENIX ATC 2018, Boston, MA, USA, July 11-13, 2018*. USENIX Association, 561–574.
- [37] Xing Wu, Vivek Deshpande, and Frank Mueller. 2012. ScalaBenchGen: Auto-Generation of Communication Benchmarks Traces. In *26th IEEE International Parallel and Distributed Processing Symposium, IPDPS 2012, Shanghai, China, May 21-25, 2012*. IEEE Computer Society, 1250–1260.
- [38] Xing Wu and Frank Mueller. 2011. ScalaExtrap: trace-based communication extrapolation for spmd programs. In *Proceedings of the 16th ACM SIGPLAN Symposium on Principles and Practice of Parallel Programming, PPOPP 2011, San Antonio, TX, USA, February 12-16, 2011*. ACM, 113–122.
- [39] Xing Wu and Frank Mueller. 2013. Elastic and scalable tracing and accurate replay of non-deterministic events. In *International Conference on Supercomputing, ICS'13, Eugene, OR, USA - June 10 - 14, 2013*. ACM, 59–68.
- [40] Xing Wu, Karthik Vijayakumar, Frank Mueller, Xiaosong Ma, and Philip C. Roth. 2011. Probabilistic Communication and I/O Tracing with Deterministic Replay at Scale. In *International Conference on Parallel Processing, ICPP 2011, Taipei, Taiwan, September 13-16, 2011*. IEEE Computer Society, 196–205.
- [41] Young Yoon, James C Browne, Mathew Crocker, Samit Jain, and Nasim Mahmood. 2007. Productivity and performance through components: the ASCI Sweep3D application. *Concurrency and Computation: Practice and Experience* 19, 5 (2007), 721–742.
- [42] Jidong Zhai, Wenguang Chen, Weimin Zheng, and Keqin Li. 2016. Performance Prediction for Large-Scale Parallel Applications Using Representative Replay. *IEEE Trans. Computers* 65, 7 (2016), 2184–2198.
- [43] Jidong Zhai, Jianfei Hu, Xiongchao Tang, Xiaosong Ma, and Wenguang Chen. 2014. CYPRESS: Combining Static and Dynamic Analysis for Top-Down Communication Trace Compression. In *International Conference for High Performance Computing, Networking, Storage and Analysis, SC 2014, New Orleans, LA, USA, November 16-21, 2014*. IEEE Computer Society, 143–153.
- [44] Weizhe Zhang, Albert M. K. Cheng, and Jaspal Subhlok. 2016. DwarfCode: A Performance Prediction Tool for Parallel Applications. *IEEE Trans. Computers* 65, 2 (2016), 495–507.