
Learning to compile smartly for program size reduction

Youwei Liang*¹ Kevin Stone*² Ali Shameli² Chris Cummins² Mostafa Elhoushi² Jiadong Guo²
Benoit Steiner² Pengtao Xie¹ Hugh Leather² Yuandong Tian²

Abstract

Compiler optimization passes are an important tool for improving program efficiency and reducing program size, but manually selecting optimization passes can be time-consuming and error-prone. While human experts have identified a few fixed sequences of optimization passes (e.g., the Clang `-Oz` passes) that perform well for a wide variety of programs, these sequences are not conditioned on specific programs. In this paper, we propose a novel approach that learns a policy to select passes for program size reduction, allowing for customization and adaptation to specific programs. Our approach uses a search mechanism that helps identify useful pass sequences and a GNN with customized attention that selects the optimal sequence to use. Crucially it is able to generalize to new, unseen programs, making it more flexible and general than previous approaches. We evaluate our approach on a range of programs and show that it leads to size reduction compared to traditional optimization techniques. Our results demonstrate the potential of a single policy that is able to optimize many programs.

1. Introduction

Finding the right compiler optimization ordering for a given program in order to execute them more efficiently with a smaller amount of resources (e.g., memory, CPU and storage) is an important yet challenging problem. Traditionally, to tune configurations, human effort and expert knowledge are needed, which is a time-consuming and error-prone process that often yields sub-par results.

In recent years, machine learning-guided compiler optimization has emerged as an interesting field to replace this laborious process (Wang & O’Boyle, 2018). Along this line, many

works show promising results using various machine learning (ML) techniques and optimizers (e.g., reinforcement learning (Haj-Ali et al., 2020a), language modelling (Cummins et al., 2017), evolutionary algorithms (Kulkarni & Cavazos, 2012), etc). They focus on automatic decision-making of specific components in compilation, e.g., optimizing computational graph of neural network for ML compilers (Zhou et al., 2020), optimizing the loop structure of neural network computations (Steiner et al., 2021), determination of a function to be inlining (MLGO) (Trofin et al., 2021), etc. There are only a few works targeting generic optimization of compilation (Haj-Ali et al., 2020b; Almakki et al., 2022).

In this work, we take a different path and explore the possibility of learning policies for more a general aspect of compiler optimization. More specifically, we treat compilation optimization as a general sequential decision process, in which each step is to find an additional *compiler pass* so that when combined with existing passes, can improve specific metrics (e.g., the binary size / running speed of the codebase). Our goal is to learn a policy, named *pass policy*, to help quickly find the right compiler passes to be used, given the current program and existing passes. We aim to compare with existing handtuned policies in the compiler, e.g., `-Oz` for code size reduction and “`-O3`” for running speed optimization. Such policies have been tuned by the domain experts for decades and used extensively in all the computer systems, but are invariant to the program being compiled.

As the first contribution, we propose a novel evaluation protocol for compiler pass optimization, named *zero-shot generalizability* (ZSG), to evaluate learned policies applied to unseen programs. Here “zero-shot” means that each unseen program has never been seen before in the training process, and we allow a fixed number of optimization passes (say 45). The policy is allowed to adjust the passes based on previous outcomes (This includes backtracking if an exploratory step turns out to be sub-optimal.) Compared to previous works (e.g., Autophase (Haj-Ali et al., 2020b), CompilerGym (Cummins et al., 2022), MLGO (Trofin et al., 2021), MLGoPerf (Ashouri et al., 2022)) that run adaptive search algorithms to optimize a set of programs for many hours, we argue that ZSG is a realistic setting for practical

*Equal contribution ¹University of California, San Diego
²Meta AI. Correspondence to: Kevin Stone <kevinlee-stone@meta.com>.

deployment: for most programs except the critical ones, there is a limited time budget to optimize them, and often there is not enough computational resources to fine-tune learned policies for each unseen task separately (e.g., fine-tune setting in GO (Zhou et al., 2020)). While similar metric has been used in previous works (e.g., MLGO and GO), we are the first to test it in more general ML-guided compiler optimizations.

With the ZSG metric, we then evaluate multiple existing techniques applied to compiler optimization, with LLVM compiler and on large-scale datasets provided by CompilerGym (Cummins et al., 2022). We use *code-size reduction* as the metric since it is a deterministic quality and relatively easy/cheap to compute, and we leave program run-time optimization for future work.

Given the metric, we discover a *universal* core subset of LLVM pass sequences, of size 50, that leads to very strong performance across multiple sets of programs from diverse domains, ranging from Linux Kernel to BLAS library. The total number of steps in the 50 pass sequences is 625 and the average length of the sequences is 12.5. Specifically, for one unseen program, there exists one of the 50 pass sequences that leads to an average code size reduction of 5.8% compared to the default `-Oz` setting, across 10 diverse codebases of over one million programs. In other words, after running trying the 625 steps on an unseen program, the smallest code size during the compilation is 5.8% smaller than that of `-Oz`. Considering the huge search space of compiler flags (10^{104}), this is a very surprising finding. We find this coreset in a training set and it can generalize reasonably well to the evaluation set including datasets not including in the training set.

While it can be time-consuming to find such a compiler flag configuration with an exhaustive enumeration of the core subset, we find that the optimal pass can be directly predicted with high accuracy via GNN with a customized attention layer to control information flow with the ProGraML (Cummins et al., 2021) graph as the input. The prediction top-1 and top-5 accuracy is 75% and 95%. Therefore, we can run a few sequences selected by the model on an unseen program to obtain a good code size reduction. This enables us to find a good flag configuration that leads to 4% improvement on average, with just 45 compilation passes (this is roughly 3 sequences since the average length of the sequences in the coreset is 12.5).

We have compared our approach with extensive baselines, including RL-based methods such as PPO and Q-learning and black-box optimizers such as evolutionary algorithm. It turns out that ML approaches often suffer from severe overfitting to the training set and does not perform well for new program categories, even combined with heuristic search, and optimizers may get lost in the exponential action

space due to lack of domain knowledge. In comparison, our approach is simple, effective and generalizable to unseen programs.

2. Related Work

Graph structured data are present in numerous applications and it has been shown that taking advantage of this data can help us train very effective machine learning models. (Brauckmann et al., 2020) use abstract syntax trees and control flow graphs for learning compiler optimization goals. They show that using such graphs allows them to outperform state-of-the-art in the task of heterogeneous OpenCL mapping. (Guo et al., 2020) uses a transformer based model with a graph guided masked attention that incorporates the data flow graph into the training. They achieve state of the art performance in four tasks including code search, clone detection, code translation, and code refinement.

As a contender to graph neural networks, (Mialon et al., 2021) uses transformers to process graphs. They show that if we effectively encode positional and local sub-structures of graphs and feed them to the transformer, then the transformer can outperform the classical GNN models. They test their model on classification and regression tasks and achieve state of the art performance. In (Srinivas et al., 2020), they used an unsupervised model to learn embeddings of high dimensional pixel data using contrastive learning. They then use this embedding for downstream reinforcement learning tasks.

3. Methodology

3.1. Action space

The CompilerGym framework provides a convenient interface for the compiler pass ordering problem. The default environment allows choosing one of 124 discrete actions at each step corresponding to running a sequence of specific compiler pass. Given that our trajectories have a length of 45 steps, this means we have $124^{45} \sim 1.6 \times 10^{94}$ possible action trajectories to explore. To find an optimal action sequence for a program, we can apply some existing reinforcement learning methods including Q learning like DQN (Mnih et al., 2015) and policy gradient like PPO (Schulman et al., 2017).

Action Sequences However for this problem it turns out that certain action sequences are good at optimizing many different programs (where “good” is defined as better than the compiler default `-Oz`). We found that constraining the action space to a learned set of action sequences enables state of the performance and also significantly reduces the challenge of exploration. This allows us to cast the problem as one of supervised learning over this set of action

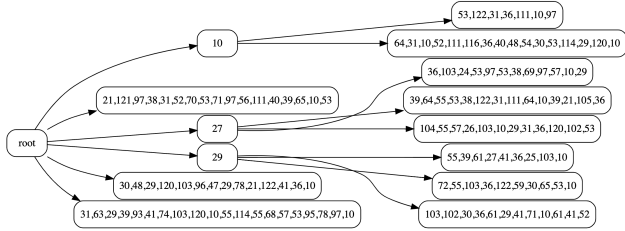


Figure 1. An example of a small action tree created by keeping track of the common prefixes of the action sequences.

sequences. We use the following algorithm to find a good set of action sequences.

- **Random search** We seed the list of candidate action trajectories (action sequences) by running a random policy on a subset of the training programs (N). For each program we run M episodes and keep track of the best action sequence for each program.
- **Canonicalize** During the search process we find that trajectories often revisit the same state. Whenever this happens we truncate all previous actions. On average this reduces the trajectory length by a factor of $1/5$.
- **All-to-all** We then test all N best action sequences against all N programs. This gives us a $N \times N$ matrix where each value is the cumulative reward (return). We then normalize this matrix by the maximum return for each program. A value of 1 represents that an action sequences was *optimal* for a program (optimal in the sense of this limited set of action sequences).
- **Greedy assignment** Many action sequences are optimal for more than one program. We take advantage of this to reduce the number of action sequences by greedily picking action sequences that are optimal for the the largest number of programs. This results in a much smaller list of action sequences. We can visualize this by creating a prefix tree that shows common prefixes as single node. See Figure 1 for truncated tree for illustration.

It is interesting to note that some actions are common across the beginning of multiple action sequences. These popular actions such as **27** (`-reg2mem`) as seen in Figure 1 are pivotal for many programs. For a complete list of all LLVM passes refer to Table 5.

3.2. Offline behavior cloning methods

Normalized Value Prediction After discovering the “good” action sequences (i.e., the coreset), we can turn the problem

of the sequential decision-making on compiler passes into a problem of supervised classification. The target is to train a model to predict the best action sequence conditioned on the program, where the label of the program is the index of the action sequence that results in the highest code size reduction. However, one important observation we have is that there are typically multiple action sequences in the coreset that all result in the highest code size reduction. Therefore, instead of using the single-class classification method with cross entropy loss, we leverage the fact we have access to the values for all action sequences. We predict the softmax normalized value of each action sequence with a cross entropy loss detailed below. We call this approach behavior cloning (BC) over the coreset.

For a program o , we roll out all the predefined action sequences on it, obtaining a return r_i^o for the i -th sequence (i.e., the highest cumulative reward observed during the rollout of the action sequence), which forms a value vector $\mathbf{r}^o = [r_1^o, \dots, r_n^o]$. Then, the normalized values of the action sequences are defined by

$$\mathbf{v}^o = \text{Softmax}(\mathbf{r}^o/T) \quad (1)$$

where T is temperature.

For an initial observation s_0^o of a program, our model outputs a probability distribution, $\mathbf{p} = f(s_0^o)$, over the action sequences. The target of the training is to make \mathbf{p} close to the normalized values of the action sequences. We use the cross entropy loss to supervise the model

$$\mathcal{L}(\mathbf{p}^o, \mathbf{v}^o) = - \sum_i^n p_i^o \log v_i^o \quad (2)$$

3.3. Program Representation

We are considering LLVM optimization passes on that operate on the Intermediate Representation (IR) of a program. The IR contains very rich structures, while its size can be quite large for large programs. It also contains information (e.g., strings and constants) irrelevant to the task we are considering. We found that working with compressed representations made this problem tractable and run in a reasonable amount of time.

ProGraML We leverage a graph based representation that encodes semantic information of the program covering three *layers*: control flow, data flow, and data types. This representation has the advantage that it is not a fixed size - it does oversimplify large programs - and yet it is still a more compact format than the original IR format.

3.4. Network Architecture

One of the ways to model our policy function is to use a graph neural network (GNN). To achieve this goal, we use

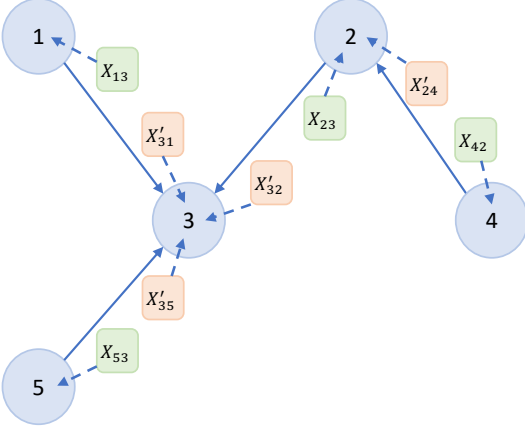


Figure 2. Graph attention. Circles denote nodes and solid arrows denote edges. Squares are the calculated features, and dash arrows represent feature aggregation. The orange/green squares denote the features to be aggregated in the target/source nodes of the edges.

the ProGraML graph structure proposed in (Cummins et al., 2021) in which individual statements are connected to other statements through relational dependencies. Compared to the approach of treating the program scripts as text and encoding the programs with a language model, using the ProGraML graph representations and encoding them with GNNs has several advantages. Firstly, the long-range dependencies of instructions are automatically captured by the edges in the graphs, whereas the NLP approaches need to use an LSTM or Transformer to capture the dependencies. An LSTM could lose early memory when the program is long, and a Transformer could cause out of memory issues in such cases. Secondly, changing the names of the variables/constants/functions/classes in a program will not affect its ProGraML representation but will change the representations in texts. Our goal is to use the structure and relational dependencies of this graph to learn an embedding which allows us to learn a better policy. We experimented with several different architectures such as Gated Graph Convolutions (Li et al., 2015), Graph Attention Networks (Veličković et al., 2017), as well as our own custom variation described below.

Edges types ProGraML supports multiple directed edge types representing control flow, data flow, function call, and data type definition. The other edge features include the integer position of an edge among all the edges pointing to the same node, a boolean feature indicating whether the

Notation	Meaning
\mathcal{E}	The set of edges in the graph
(i, j)	Edge from node i pointing to node j
$X_i^{(t)}$	Repr. of node i at layer t
$E_{i \rightarrow j}^{(t)}$	Repr. of the edge (i, j) at layer t
$X_{ij}^{(t)}$	Repr. for node i associated with edge (i, j)
$X_{ij}'^{(t)}$	Repr. for node i associated with edge (j, i)
$a_{ij}^{(t)}$	Raw attention associated with repr. $X_{ij}^{(t)}$
$a_{ij}'^{(t)}$	Raw attention associated with repr. $X_{ij}'^{(t)}$
$\alpha_{ij}^{(t)}$	Normalized attention associated with $a_{ij}^{(t)}$
$\alpha_{ij}'^{(t)}$	Normalized attention associated with $a_{ij}'^{(t)}$
\mathcal{T}_i	Target neighbors of node i : $\{j (i, j) \in \mathcal{E}\}$
\mathcal{S}_i	Source neighbors of node i : $\{j (j, i) \in \mathcal{E}\}$

Table 1. The notations in GNN (“Repr.” means representation)

two nodes connected by the edge are in the same LLVM basic block, and the distance of the two nodes if they are in the same basic block. Equipped with the rich features of the edges in ProGraML graphs, we propose a dynamic edge encoding approach to capture the edge representations.

Dynamic edge representation Most existing GNNs that exploit the edge feature basically use a static edge feature, which means the same edge feature is repeatedly used for all layers. It turns out that it is important to use a dynamic edge representation during graph encoding, where the edge representation gets updated in each GNN layer. The initial edge representations are the concatenations of the embedding of edge types, edge positions, and other edge features discussed in the last paragraph.

Attention with edge features It was also helpful to modify the default attention mechanism to support these custom edge types. We propose to incorporate the edge features by encoding a triplet containing the features of two nodes and the feature of the edge that connects them. For clarity, we show a table containing the notations used in the GNN in Table 1. Then, the feature update process can be mathematically defined by the following equations, where $M_i, i = 1, \dots, 5$ is an encoding MLP.

$$X_{ij}'^{(t+1)} = M_1(X_i^{(t)}, E_{i \rightarrow j}^{(t)}, X_j^{(t)}), \quad (3)$$

$$a_{ij}'^{(t+1)} = M_2(X_i^{(t)}, E_{i \rightarrow j}^{(t)}, X_j^{(t)}), \quad (4)$$

$$X_{ji}^{(t+1)} = M_3(X_i^{(t)}, E_{i \rightarrow j}^{(t)}, X_j^{(t)}), \quad (5)$$

$$a_{ji}^{(t+1)} = M_4(X_i^{(t)}, E_{i \rightarrow j}^{(t)}, X_j^{(t)}), \quad (6)$$

$$E_{i \rightarrow j}^{(t+1)} = M_5(X_i^{(t)}, E_{i \rightarrow j}^{(t)}, X_j^{(t)}), \quad (7)$$

In words, the 3-tuple, $(X_i^{(t)}, E_{i \rightarrow j}^{(t)}, X_j^{(t)})$, associated with

edge (i, j) , is encoded by MLPs to output 5 features, including $X_{ij}^{(t+1)}$ and $a_{ij}^{(t+1)}$ (a representation and attention to be aggregated in node i), and $X_{ji}^{(t+1)}$ and $a_{ji}^{(t+1)}$ (a representation and attention to be aggregated in node j), and the updated edge representation $E_{i \rightarrow j}^{(t+1)}$. Note that the features to be aggregated to a target node are marked with the ', and those to a source node are without the '. After the feature encoding, we perform an attention-weighted neighborhood aggregation for each node, which can be mathematically described by the following equations.

$$\begin{aligned} & \left(\{\alpha_{ij}^{(t+1)}\}_{j \in \mathcal{T}_i} \cup \{\alpha_{ij}'^{(t+1)}\}_{j \in \mathcal{S}_i} \right) \\ = & \text{Softmax} \left(\{\alpha_{ij}^{(t+1)}\}_{j \in \mathcal{T}_i} \cup \{\alpha_{ij}'^{(t+1)}\}_{j \in \mathcal{S}_i} \right) \end{aligned} \quad (8)$$

$$X_i^{(t+1)} = \sum_{j \in \mathcal{T}_i} \alpha_{ij}^{(t+1)} X_{ij}^{(t+1)} + \sum_{j \in \mathcal{S}_i} \alpha_{ij}'^{(t+1)} X_{ij}'^{(t+1)} \quad (9)$$

3.5. Dataset preparation

Overfitting issues could happen if training is performed on a small subset of programs, or the set of programs is not diverse enough. To mitigate this we found it helpful to create an aggregate dataset that uses many different public datasets as curated by CompilerGym. CompilerGym gives us access to 14 different datasets constructed using two different methods.

- **Curated** These are small collections of hand-picked programs. They are curated to be distinct from one another, so splitting curated suites can be challenging. Typically programs are larger as they may comprise multiple source files combined into a single program. These are commonly used for evaluating compiler optimization improvements.
- **Uncurated** These are comprised of individual source files scraped from open source repositories such as Linux, Tensorflow, or synthetically generated programs, normally targeted for compiler testing (not optimization). They may not be as "representative" of human written test programs.

For our aggregate dataset we decided to hold-out the entirety of the four curated datasets for use as an out-of-domain test set. This is important because they represent the types of programs we expect to see in the wild. We also split the uncurated datasets into train, validation, and test programs.

3.6. Evaluation

For all our metrics and rewards we leverage the IR instruction count as value we are trying to minimize. We also report metrics on each CompilerGym dataset as well as

Type	Dataset	Splits
Uncurated	anghabench-v1	train,val,test
	blas-v0	train,val,test
	github-v0	train,val,test
	linux-v0	train,val,test
	opencv-v0	train,val,test
	poj104-v1	train,val,test
	tensorflow-v0	train,val,test
	clgen-v0	train,val,test
	csmith-v0	train,val,test
	llvm-stress-v0	train,val,test
Curated	cbench-v1	test
	chstone-v0	test
	mibench-v1	test
	npb-v0	test

Table 2. CompilerGym dataset types and training splits.

the mean over datasets to get a single number to compare overall results.

- The mean percent improved over $-Oz$ (**MeanOverOz**) defined as following:

$$\text{MeanOverOz} := \frac{1}{|\mathcal{P}|} \sum_p \frac{I_p^{Oz} - I_p^{\pi_\theta}}{I_p^{Oz}}, \quad (10)$$

where p is a specific program from the set of programs \mathcal{P} in the dataset. I_p^{Oz} is the number of IR instructions in program after running the default compiler pass $-Oz$. $I_p^{\pi_\theta}$ is the number of IR instruction in the program after applying the policy under consideration. We can think of this as a simple average of the percent improvement over $-Oz$.

- We also look compare the geometric mean (**GMeanOverOz**) of final size relative to $-Oz$. This metric is less sensitive to outliers and is used by (Cummins et al., 2022).

$$\text{GMeanOverOz} := \left(\prod_p \frac{I_p^{Oz}}{I_p^{\pi_\theta}} \right)^{\frac{1}{|\mathcal{P}|}} \quad (11)$$

4. Experiments

4.1. Baselines

- **Oracle-All** We consider a brute-force search over the action tree in order to find the best action sequence for a given program. This gives us an upper-bound of the downstream policy network. In this case the action tree has a total of 625 nodes.

- **Oracle-Top-45** We also consider how well we would do if the oracle is only allowed to use the most popular action sequences but limited to 45 steps. We use 45 steps because this is maximum allowed for our all other baselines and our proposed method.
- **Autophase-RL** We start with the strong baseline of using Autophase features. Autophase is a mapping from a program to fixed size feature vector of 54 dimensions. It contains integer counts of various program properties such as number of instructions, maximum loop depth, etc. This is used in combined with a 2-layer MLP model and trained with the PPO algorithm. This is the approach presented in (Haj-Ali et al., 2020b).
- **Autophase-BC** We also consider the performance of using the action sequences combined with a MLP model using Autophase features to isolate the contribution of the GNN from the action sequences search.
- **GNN-RL** We compare with using ProGraML features and our GNN model, but trained with the PPO algorithm. This helps motivate the reason for performing the search for action sequences in the first phase.

4.2. Results

In Table 3 we present the results of our experiments comparing our proposed model GNN-BC as compared to the various baselines. The test programs were completely held out during both data-driven learning phases (action sequence search and model training).

The results show that our model achieves strong performance over the prior method (**Autophase-RL**) proposed in (Haj-Ali et al., 2020b). Additionally we can see that both the GNN model and the action sequences were needed to achieve our final performance. See Figure 3 for a visualization of the improvement in program size over the 45 steps on some of the programs from the holdout set.

The **Oracle-All** shows strong performance but requires a large number of interactions with the compiler. But, this shows that the action sequence search generalizes to new unseen programs. This is somewhat unsurprising given that the compilers built-in hand tuned pass list (`-Oz`) works reasonably well for most programs.

The performance of **Oracle-Top-45** by itself is weak showing that in order to achieve good results in a reasonable number of passes (45) we need to leverage a general policy and search to select the most likely candidate action sequences to evaluate.

Both RL baselines using the original action space of single passes **Autophase-RL** and **GNN-RL** performed poorly on the generalization task. We hypothesis that this is partly

Method	Test MeanOverOz	Test GMeanOverOz
Compiler (<code>-Oz</code>)	0%	0
Autophase-RL	-16.3%	0.960
Autophase-BC	4.2%	1.056
GNN-RL	-9.6%	1.005
GNN-BC	4.7%	1.062
Oracle-Top-45	-7.5%	0.992
Oracle-All	5.8%	1.075

Table 3. Evaluation results on held out test set averaged over all datasets.

due to the challenging exploration problem of the large search space (124^{45}). This is also a very hard setting for RL because each program has its own cumulative reward upper bound (which is unknown even for the training set). This makes approximating the value function very difficult for the baseline RL methods.

References

- Almakki, M., Izzeldin, A., Huang, Q., Ali, A. H., and Cummins, C. Autophase v2: Towards function level phase ordering optimization. In *ISCA 2022 Workshop on MLArchSys*, 2022.
- Ashouri, A. H., Elhoushi, M., Hua, Y., Wang, X., Manzoor, M. A., Chan, B., and Gao, Y. Mlgoperf: An ml guided inliner to optimize performance, 2022. URL <https://arxiv.org/abs/2207.08389>.
- Brauckmann, A., Goens, A., Ertel, S., and Castrillon, J. Compiler-based graph representations for deep learning models of code. In *CC*, pp. 201–211, 2020.
- Cummins, C., Petoumenos, P., Wang, Z., and Leather, H. End-to-end deep learning of optimization heuristics. In *26th International Conference on Parallel Architectures and Compilation Techniques (PACT)*. IEEE, 2017.
- Cummins, C., Fisches, Z. V., Ben-Nun, T., Hoefler, T., O’Boyle, M. F. P., and Leather, H. ProGraML: A Graph-based Program Representation for Data Flow Analysis and Compiler Optimizations. *CoRR*, ICML, 2021.
- Cummins, C., Wasti, B., Guo, J., Cui, B., Ansel, J., Gomez, S., Jain, S., Liu, J., Teytaud, O., Steiner, B., et al. Compilergym: robust, performant compiler optimization environments for ai research. In *2022 IEEE/ACM International Symposium on Code Generation and Optimization (CGO)*, pp. 92–105. IEEE, 2022.
- Guo, D., Ren, S., Lu, S., Feng, Z., Tang, D., Liu, S., Zhou, L., Duan, N., Svyatkovskiy, A., Fu, S., et al. Graphcode-

- bert: Pre-training code representations with data flow. *arXiv preprint arXiv:2009.08366*, 2020.
- Haj-Ali, A., Ahmed, N. K., Willke, T., Shao, Y. S., Asanovic, K., and Stoica, I. Neurovectorizer: End-to-end vectorization with deep reinforcement learning. In *Proceedings of the 18th ACM/IEEE International Symposium on Code Generation and Optimization*, pp. 242–255, 2020a.
- Haj-Ali, A., Huang, Q. J., Xiang, J., Moses, W., Asanovic, K., Wawrzyniec, J., and Stoica, I. Autophase: Juggling hls phase orderings in random forests with deep reinforcement learning. In Dhillon, I., Papailiopoulos, D., and Sze, V. (eds.), *Proceedings of Machine Learning and Systems*, volume 2, pp. 70–81, 2020b. URL <https://proceedings.mlsys.org/paper/2020/file/4e732ced3463d06de0ca9a15b6153677-Paper.pdf>.
- Kulkarni, S. and Cavazos, J. Mitigating the compiler optimization phase-ordering problem using machine learning. In *Proceedings of the ACM international conference on Object oriented programming systems languages and applications*, pp. 147–162, 2012.
- Li, Y., Tarlow, D., Brockschmidt, M., and Zemel, R. Gated graph sequence neural networks. *arXiv preprint arXiv:1511.05493*, 2015.
- Mialon, G., Chen, D., Selosse, M., and Mairal, J. Graphit: Encoding graph structure in transformers, 2021.
- Mnih, V., Kavukcuoglu, K., Silver, D., Rusu, A. A., Veness, J., Bellemare, M. G., Graves, A., Riedmiller, M., Fidjeland, A. K., Ostrovski, G., et al. Human-level control through deep reinforcement learning. *nature*, 518(7540): 529–533, 2015.
- Schulman, J., Wolski, F., Dhariwal, P., Radford, A., and Klimov, O. Proximal policy optimization algorithms. *arXiv preprint arXiv:1707.06347*, 2017.
- Srinivas, A., Laskin, M., and Abbeel, P. Curl: Contrastive unsupervised representations for reinforcement learning, 2020.
- Steiner, B., Cummins, C., He, H., and Leather, H. Value Learning for Throughput Optimization of Deep Learning Workloads. In *MLSys*, 2021.
- Trofin, M., Qian, Y., Brevdo, E., Lin, Z., Choromanski, K., and Li, D. Mlgo: a machine learning guided compiler optimizations framework, 2021. URL <https://arxiv.org/abs/2101.04808>.
- Veličković, P., Cucurull, G., Casanova, A., Romero, A., Lio, P., and Bengio, Y. Graph attention networks. *arXiv preprint arXiv:1710.10903*, 2017.
- Wang, Z. and O’Boyle, M. Machine learning in compiler optimization. *Proceedings of the IEEE*, 106(11):1879–1901, 2018.
- Zhou, Y., Roy, S., Abdolrashidi, A., Wong, D., Ma, P., Xu, Q., Liu, H., Phothilimtha, P., Wang, S., Goldie, A., et al. Transferable graph optimizers for ml compilers. *Advances in Neural Information Processing Systems*, 33: 13844–13855, 2020.

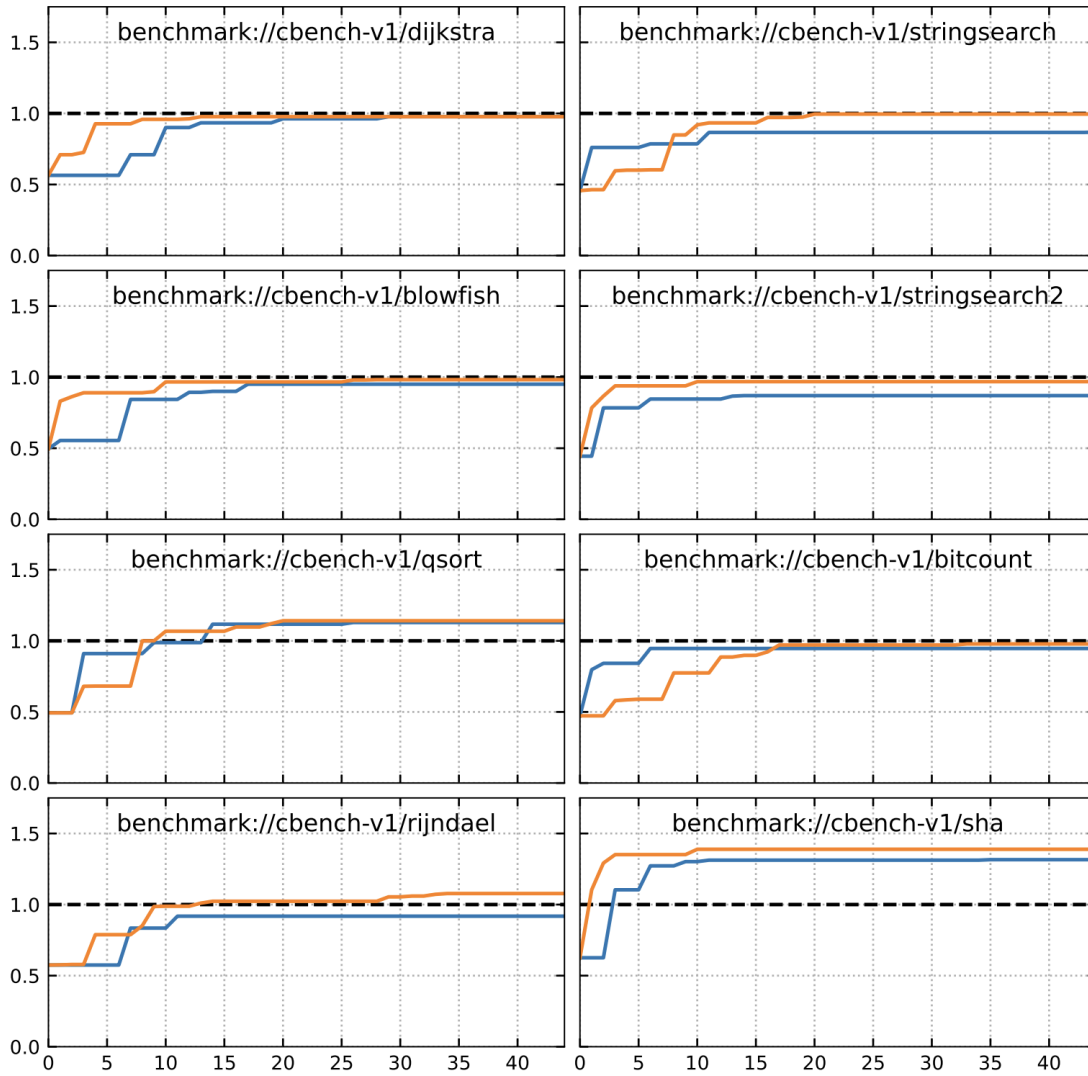


Figure 3. Program optimization example over many steps comparing the **Autophase-RL** (blue) approach with our **GNN-BC** (orange) approach. The dashed line represents the compiler default `-Oz` performance and higher is better.

Dataset	Oracle-All	Oracle-Top-45	Autophase-RL	Autophase-BC	GNN-RL	GNN-BC
anghabench-v1	0.7%/1.011	-1.0%/0.996	-15.9%/0.974	-0.1%/1.002	-2.5%/0.988	-0.0%/1.003
blas-v0	2.6%/1.028	-0.4%/0.997	-1.7%/0.984	1.2%/1.013	-1.2%/0.989	2.4%/1.026
cbench-v1	3.5%/1.041	-2.4%/0.984	-10.1%/0.925	1.5%/1.021	2.4%/1.030	2.2%/1.028
chstone-v0	9.3%/1.106	1.2%/1.016	1.3%/1.018	7.0%/1.079	6.4%/1.071	8.8%/1.101
clgen-v0	5.4%/1.060	3.1%/1.034	-0.5%/0.998	4.5%/1.050	2.2%/1.024	5.0%/1.056
csmith-v0	21.2%/1.320	-96.3%/0.851	-116.0%/0.954	21.1%/1.318	-125.4%/0.994	21.1%/1.320
github-v0	1.0%/1.011	0.2%/1.002	0.1%/1.001	0.9%/1.009	0.1%/1.002	0.9%/1.010
linux-v0	0.6%/1.007	-0.4%/0.998	-0.5%/0.997	0.6%/1.006	-0.9%/0.996	0.6%/1.007
llvm-stress-v0	6.3%/1.087	-18.9%/0.885	-67.0%/0.731	1.6%/1.040	-22.0%/0.872	2.1%/1.045
mibench-v1	1.7%/1.020	0.0%/1.003	-2.8%/0.976	-0.4%/0.999	0.6%/1.008	-0.1%/1.003
npb-v0	9.8%/1.159	5.7%/1.085	0.9%/1.035	6.0%/1.088	4.8%/1.074	5.5%/1.085
opencv-v0	5.2%/1.061	1.0%/1.013	0.5%/1.007	4.5%/1.054	0.7%/1.009	4.8%/1.057
poj104-v1	7.8%/1.105	3.9%/1.055	-17.5%/0.876	5.7%/1.075	0.1%/1.014	6.3%/1.082
tensorflow-v0	6.1%/1.077	-0.2%/0.998	0.2%/1.004	5.1%/1.063	0.8%/1.011	5.9%/1.075
Average	5.8%/1.075	-7.5%/0.992	-16.3%/0.960	4.2%/1.056	-9.6%/1.005	4.7%/1.062

Table 4. Evaluation results on held out test set averaged over all datasets.

Index	Flag	Index	Flag	Index	Flag
0	-add-discriminators	42	-globalsplit	84	-lower-expect
1	-adce	43	-guard-widening	85	-lower-guard-intrinsic
2	-aggressive-instcombine	44	-hotcoldsplit	86	-lowerinvoke
3	-alignment-from-assumptions	45	-ipconstprop	87	-lower-matrix-intrinsics
4	-always-inline	46	-ipsccp	88	-lowerswitch
5	-argpromotion	47	-indvars	89	-lower-widenable-condition
6	-attributor	48	-irce	90	-memcpyopt
7	-barrier	49	-infer-address-spaces	91	-mergefunc
8	-bdce	50	-inferattrs	92	-mergeicmps
9	-break-crit-edges	51	-inject-tli-mappings	93	-mldst-motion
10	-simplifycfg	52	-instsimplify	94	-sancov
11	-callsite-splitting	53	-instcombine	95	-name-anon-globals
12	-called-value-propagation	54	-instnamer	96	-nary-reassociate
13	-canonicalize-aliases	55	-jump-threading	97	-newgvn
14	-consthoist	56	-lcssa	98	-pgo-memop-opt
15	-constmerge	57	-licm	99	-partial-inliner
16	-constprop	58	-libcalls-shrinkwrap	100	-partially-inline-libcalls
17	-coro-cleanup	59	-load-store-vectorizer	101	-post-inline-ee-instrument
18	-coro-early	60	-loop-data-prefetch	102	-functionattrs
19	-coro-elide	61	-loop-deletion	103	-mem2reg
20	-coro-split	62	-loop-distribute	104	-prune-eh
21	-correlated-propagation	63	-loop-fusion	105	-reassociate
22	-cross-dso-cfi	64	-loop-guard-widening	106	-redundant-dbg-inst-elim
23	-deadargelim	65	-loop-idiom	107	-rpo-functionattrs
24	-dce	66	-loop-instsimplify	108	-rewrite-statepoints-for-gc
25	-die	67	-loop-interchange	109	-sccp
26	-dse	68	-loop-load-elim	110	-slp-vectorizer
27	-reg2mem	69	-loop-predication	111	-sroa
28	-div-rem-pairs	70	-loop-rollback	112	-scalarizer
29	-early-cse-memssa	71	-loop-rotate	113	-separate-const-offset-from-gep
30	-early-cse	72	-loop-simplifycfg	114	-simple-loop-unswitch
31	-elim-avail-extern	73	-loop-simplify	115	-sink
32	-ee-instrument	74	-loop-sink	116	-speculative-execution
33	-flattencfg	75	-loop-reduce	117	-slsr
34	-float2int	76	-loop-unroll-and-jam	118	-strip-dead-prototypes
35	-forceattrs	77	-loop-unroll	119	-strip-debug-declare
36	-inline	78	-loop-unswitch	120	-strip-nondebug
37	-insert-gcov-profiling	79	-loop-vectorize	121	-strip
38	-gvn-hoist	80	-loop-versioning-licm	122	-tailcallemim
39	-gvn	81	-loop-versioning	123	-mergereturn
40	-globaldce	82	-loweratomic		
41	-globalopt	83	-lower-constant-intrinsics		

Table 5. A list of LLVM compiler pass indices and their corresponding command line flag.