

Phase-shifted Adversarial Training

¹Yeachan Kim, ²Seongyeon Kim*, ³Ihyeok Seo*, ⁴Bonggun Shin*

¹Deargen Inc., Seoul, Republic of Korea

²School of Mathematics, Korea Institute for Advanced Study, Seoul, Republic of Korea

³Department of Mathematics, Sungkyunkwan University, Suwon, Republic of Korea

⁴Deargen USA Inc, Atlanta, GA

¹yeachan@deargen.me, ²synkim@kias.re.kr, ³ihseo@skku.edu, ⁴bonggun.shin@deargen.me

Abstract

Adversarial training has been considered an imperative component for safely deploying neural network-based applications to the real world. To achieve stronger robustness, existing methods primarily focus on how to generate strong attacks by increasing the number of update steps, regularizing the models with the smoothed loss function, and injecting the randomness into the attack. Instead, we analyze the behavior of adversarial training through the lens of response frequency. We empirically discover that adversarial training causes neural networks to have low convergence to high-frequency information, resulting in highly oscillated predictions near each data. To learn high-frequency contents efficiently and effectively, we first prove that a universal phenomenon of frequency principle, i.e., *lower frequencies are learned first*, still holds in adversarial training. Based on that, we propose phase-shifted adversarial training (PhaseAT) in which the model learns high-frequency components by shifting these frequencies to the low-frequency range where the fast convergence occurs. For evaluations, we conduct the experiments on CIFAR-10 and ImageNet with the adaptive attack carefully designed for reliable evaluation. Comprehensive results show that PhaseAT significantly improves the convergence for high-frequency information. This results in improved adversarial robustness by enabling the model to have smoothed predictions near each data.

1 Introduction

Despite the remarkable success, deep neural networks are known to be susceptible to crafted imperceptible noise called *adversarial attacks* (Szegedy et al. 2013), which can have severe consequences when deployed in critical applications such as self-driving cars, medical diagnosis, and surveillance systems. In response to such negative implications, there has been a recent surge in research aimed at preventing adversarial attacks, such as adversarial training (Madry et al. 2018; Wong, Rice, and Kolter 2020; Sriramanan et al. 2020, 2021), data augmentation (Gong et al. 2021; Wang et al. 2021; Rebuffi et al. 2021), and regularization (Qin et al. 2019). Adversarial training is considered one of the most effective ways to achieve adversarial robustness. The early attempt generates the attack by only a single gradient descent on the given input, which is known as fast gradient sign method (FGSM)

*Co-corresponding authors who equally contributed to this work.

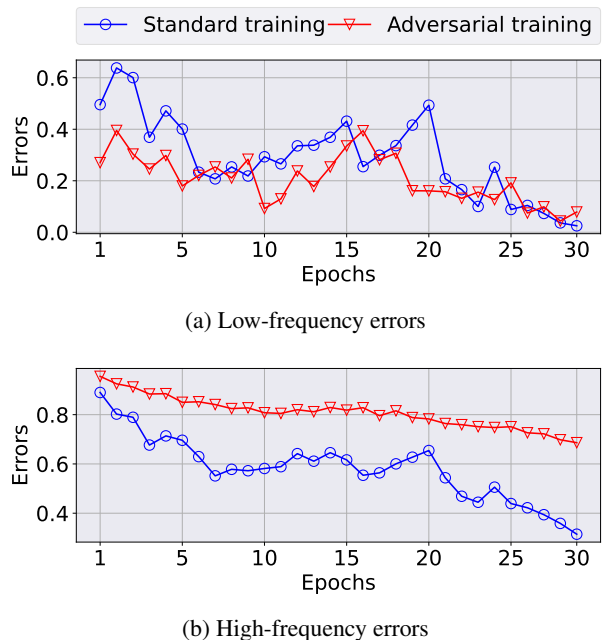


Figure 1: Errors of frequency components (high, low) between the training dataset and neural networks. Here, we use CIFAR-10 dataset for validation.

(Goodfellow, Shlens, and Szegedy 2015). However, it was later shown to be ineffective against strong multiple-step attacks (Kurakin, Goodfellow, and Bengio 2016), e.g., projected gradient descent (PGD). Hence a myriad of defense strategies are introduced to build the robust models against the strong attacks by injecting the regularization to the perturbations (Sriramanan et al. 2020, 2021), randomly initializing the perturbations (Wong, Rice, and Kolter 2020; Tramer and Boneh 2019), and increasing the number of update steps for the perturbation to approximate the strong attack (Madry et al. 2018; Zhang et al. 2019).

Instead of introducing new attack and defense strategies in this work, we analyze adversarial training through the lens of the frequency of the general mapping between inputs and outputs (e.g., neural networks). For this purpose, we calculate the errors of the frequency components between the dataset

and neural networks to observe how the networks converge to the mapping function of the training dataset in terms of the frequencies. In comparison to standard training (blue dots in Figure 1), we find that adding adversarial examples (red inverted triangles in Figure 1) causes the model to slowly converge in the case of high-frequency components (Figure 1(b)).¹ This indicates that adversarial robustness comes at significantly increased training time compared to standard training.

To learn high-frequency contents of the dataset efficiently, phase shift deep neural networks (PhaseDNN) (Cai, Li, and Liu 2020) is proposed based on a universal phenomenon of frequency principle (F-principle) (Xu, Zhang, and Xiao 2019; Xu et al. 2020a; Rahaman et al. 2019; Luo et al. 2021), that is, *deep neural networks often fit target functions from low to high frequencies during the training*. PhaseDNN learns high-frequency contents by shifting these frequencies to the range of low-frequency to exploit the faster convergence in the low-frequencies of the DNN. However, it is challenging to apply PhaseDNN to adversarial training because PhaseDNN was optimized to solve a single dimensional data (e.g., electromagnetic wave propagation, seismic waves).

In this work, we propose phase-shifted adversarial training (PhaseAT) to achieve adversarial robustness in an efficient and effective manner. To this end, we theoretically prove that the F-principle holds not only in standard training but also in adversarial training. We then extend the phaseDNN to adopt high-dimensional data and learn the adversarial data effectively. In summary, our contributions include the following:

- We provide a novel perspective on adversarial training by analyzing its loss in the frequency domain.
- We present a mathematical foundation for how adversarial training behaves by considerably extending a universal phenomenon of frequency principle.
- We propose a new phase-shifted adversarial training algorithm based on our proposed theory, outperforming other strong baselines by large margin in many different settings.

2 Background of Adversarial Training

Adversarial training is a method for learning networks that are robust to adversarial attacks. Given a network \mathcal{T} parameterized by θ , a dataset $\{x_j, y_j\}_{j=0}^{N-1}$ where N is the size of dataset, a loss function ℓ and a threat model Δ , the learning problem can be cast to the following robust optimization problem.

$$\min_{\theta} \sum_{j=0}^{N-1} \max_{\delta \in \Delta} \ell(\mathcal{T}(x_j + \delta), y_j) \quad (2.1)$$

¹We use the filtering method (Xu et al. 2020a) which explicitly splits the frequency spectrum into the high and low components and calculates the frequencies by applying the Fourier transform of the Gaussian function (please refer to Section A in Supplementary material for more detailed information)

where δ is the adversarial perturbation. As we consider the adversarial robustness against L_{∞} constrained adversaries, the treat model Δ takes the perturbation δ such that $\|\delta\|_{\infty} \leq \epsilon$ for some $\epsilon > 0$. For adversarial training, it is common to use adversarial attack to approximate the inner maximization over Δ , followed by some variation of gradient descent on the model parameters θ . For example, FGSM attack (Goodfellow, Shlens, and Szegedy 2015) has the following approximation.

$$\delta = \epsilon \cdot \text{sign}(\nabla_x \ell(\mathcal{T}(x_j), y_j)) \quad (2.2)$$

3 F-principle in Adversarial Training

This section is devoted to theoretically demonstrate the F-principle in adversarial training as well as standard training (i.e., $\delta = 0$). We first represent the total loss $L(\theta)$ in the frequency domain and then quantify the rate of change of $L(\theta)$ contributed by high frequencies. We provide a detailed proof in the supplementary material.

3.1 The total loss in the frequency domain

Given a dataset $\{x_j, y_j\}_{j=0}^{N-1}$, \mathcal{T}_{θ} is the DNN output² and $g(x)$ is the target function (also known as labeling function) such that $g(x_j) = y_j$. Then the total loss L is generally defined by

$$L(\theta) = \frac{1}{N} \sum_{j=0}^{N-1} \ell(\mathcal{T}_{\theta}, g)(x_j).$$

Here, for example, $\ell(\mathcal{T}_{\theta}, g)(x) = \|\mathcal{T}_{\theta}(x) - g(x)\|^2$ for mean-squared error loss function, and for cross-entropy loss function $\ell(\mathcal{T}_{\theta}, g)(x) = -g(x) \cdot \log \mathcal{T}_{\theta}(x)$ where the log function acts on each vector component of \mathcal{T}_{θ} . In adversarial training, we define an *adversarial function* $\mathcal{A} : \mathbb{R}^d \rightarrow \mathbb{R}^d$ by $\mathcal{A}(x) = x + \delta(x)$ with the adversarial perturbation δ and the corresponding output is given by $\mathcal{T}_{\theta} \circ \mathcal{A}$. In reality, it may be considered that \mathcal{T}_{θ} and g are bounded in a compact domain containing $\{x_j\}_{j=0}^{N-1}$. Then for the two common examples, $\ell(\mathcal{T}_{\theta} \circ \mathcal{A}, g)$ is absolutely integrable and $\ell(\mathcal{T}_{\theta} \circ \mathcal{A}, g)$ is differentiable with respect to the first argument. In this regard, these properties are considered to be possessed by a loss function generally.

Theorem 3.1. *Let \hat{f} denote the Fourier transform of f . Then, in the frequency domain*

$$L(\theta) = \lim_{\epsilon \rightarrow 0} \frac{1}{N} \sum_{j=0}^{N-1} \int_{\mathbb{R}^d} e^{2\pi i x_j \cdot \xi} e^{-\pi \|\epsilon \xi\|^2} \widehat{\ell(\mathcal{T}_{\theta} \circ \mathcal{A}, g)}(\xi) d\xi. \quad (3.1)$$

This representation is inspired by a convergence property, $G_{\epsilon} * L(\theta) \rightarrow L(\theta)$, of convolution with approximate identities $G_{\epsilon}(x) := \epsilon^{-d} e^{-\pi \|\epsilon^{-1} x\|^2}$. See Lemma D.1 in the supplementary material.

Now we split the integral in Eq. 3.1 into the region $\|\xi\| \leq \eta$ and $\|\xi\| \geq \eta$ for any $\eta > 0$ to separate the total loss into

²Here we write \mathcal{T}_{θ} instead of \mathcal{T} to explicitly denote the dependency on parameter θ .

two parts $L_{\leq}(\theta, \eta)$ and $L_{\geq}(\theta, \eta)$ contributed by low and high frequencies, respectively:

$$L(\theta) = \lim_{\varepsilon \rightarrow 0} (L_{\leq}(\theta, \eta) + L_{\geq}(\theta, \eta)). \quad (3.2)$$

3.2 Quantifying the rate of change in total loss

Let $W^{s,\infty}(\mathbb{R}^d)$ denote the Sobolev spaces³ which consist of bounded functions having bounded derivatives up to a given order s , and thus the index s reflects the degree of regularity.

Theorem 3.2. *Consider a DNN with multi-layer in adversarial training. If an activation function σ and the target function g satisfy $\sigma \in W^{s,\infty}(\mathbb{R})$ and $g \in W^{2s,\infty}(\mathbb{R}^d)$ for some $s \in \mathbb{N}$, then there exists a constant $C > 0$ independent of s, η such that for any $\eta > 0$*

$$\begin{aligned} \|\nabla_{\theta} L(\theta) - \nabla_{\theta} L_{\leq}(\theta, \eta)\| \\ \approx \|\nabla_{\theta} L_{\geq}(\theta, \eta)\| \leq C \max\{N, d^d\} \eta^{-2s}. \end{aligned} \quad (3.3)$$

Theorem 3.2 implies that the rate of decrease in the corresponding high-frequency region loss ($L_{\geq}(\theta, \eta)$) is much greater than the rate of increase in η . In other words, a model tends to fit target functions from low to high frequency information during the adversarial training. The mathematical insight of this theorem is that the regularity of a network converts into the decay of the total loss in the frequency domain. Specifically, a network with a more regular activation function (bigger s) converges more slowly, according to η^{-2s} in Eq. 3.3. As the frequency increases, this becomes more evident. For example, if σ is ReLU or eLu then $s = 1$ or $s = 2$, respectively. For tanh and sigmoid activation functions, s may be taken arbitrarily large.

The approximation in Eq. 3.3 becomes more accurate as ε diminishes in Eq. 3.2, and $\varepsilon = \min\{1/\sqrt[d]{N}, 1/d\}$ is inversely proportional to the size of dataset (N) or the dimension of input data (d). Therefore, when N or d are large, ε decreases. This is a common phenomenon in real-world datasets, which are typically high-dimensional and contain a large number of data samples (e.g., images and languages).

Our innovative theory differs from its predecessors (Xu et al. 2020a; Luo et al. 2021) in two ways. First, we generalize F-principle by showing that it holds for the cross-entropy loss. Second, we provide a faster decay rate with $2s$ in Eq. 3.3, which serves as one of the motivations for using phase-shifting, particularly in adversarial training. Finally, we provide the mathematical justification for the F-principle in adversarial training settings.

4 Phase-shifted Adversarial Training

In this section, we detail the proposed method, coined phase-shifted adversarial training (PhaseAT). We first present the existing PhaseDNN (Cai, Li, and Liu 2020) and its limitations (Section 4.1). We then redesign the original PhaseDNN to

³For a vector-valued f , we also write $f \in W^{s,\infty}(\mathbb{R}^d)$ to represent all of its component functions are contained in the space.

make it more practical and suitable for adversarial training (Section 4.2). Finally, we elaborate PhaseAT by optimizing PhaseDNN through adversarial training (Section 4.3).

4.1 Phase Shift Deep Neural Networks

To learn highly oscillatory functions efficiently, Cai, Li, and Liu (2020) propose PhaseDNN which shifts the high-frequency components of the dataset to the range of the low frequency range for fast convergence because according to F-principle, neural networks learn low-frequency information first before learning high-frequency components. On the phase shifted dataset, the neural networks learn the target function with low-frequency contents. Unfortunately, this requires that the frequency extraction of the original training data have to be done numerically using convolutions with a frequency selection kernel, which requires huge memory footprint, i.e., a storage of $O(N \times N)$. Alternatively, the neural networks can be learned on the data from all range of frequencies while the phase shift is included in the makeup of the PhaseDNN. This version of PhaseDNN is called *coupled PhaseDNN*, and we adopt this version to avoid the cost of decomposing the frequency components on the original dataset.

Since the phase-shift is performed on the networks rather than the dataset, PhaseDNN consists of an ensemble of networks, each of which is dedicated to a specific frequency. To learn higher frequency components, phase-shift is applied to each networks separately. The output of PhaseDNN can be represented as follows:

$$\mathcal{T}(x) = \sum_{m=0}^{M-1} e^{i\omega_m x} \cdot \mathcal{T}_m(x) \quad (4.1)$$

where M is the size of ensemble, $\mathcal{T}_m(x)$ represents one of the networks in the ensemble, and ω_m is the specific frequency for the networks \mathcal{T}_m . Let the labeling function of the dataset be $g(\cdot)$, the phaseDNN is optimized by following the least square errors:

$$\sum_{j=0}^{N-1} |g(x_j) - \mathcal{T}(x_j)|^2 = \sum_{j=0}^{N-1} \left| g(x_j) - \sum_{m=0}^{M-1} e^{i\omega_m x_j} \cdot \mathcal{T}_m(x_j) \right|^2 \quad (4.2)$$

Note that we always include the lowest frequency in the selected frequency, i.e., $\omega_0 = 0$, because the low frequencies typically dominates in real datasets (Xu et al. 2020a).

4.2 Multi-headed PhaseDNN

Applying the previous phaseDNN to adversarial training has a few challenges. First, PhaseDNN was designed to learn single-dimensional data; the number of all possible frequencies grows exponentially with the dimension of the input, which prevents the use of high-dimensional inputs (e.g., images and languages). Second, PhaseDNN requires multiple networks to perform the phase shift of the different frequencies, causing the large memory footprint.

To address the first challenge, we project the given inputs to the first principal component and use the projected scalar values to represent the original data. The forward propagation of PhaseDNN (Eq. 4.1) is reformulated as:

$$\mathcal{T}(x_j) = \sum_{m=0}^{M-1} e^{i\omega_m(x_j \cdot p)} \cdot \mathcal{T}_m(x_j) \quad (4.3)$$

where p is the first principal component of the input space calculated on the training dataset. Instead of observing all frequencies of high-dimensional data, we focus on the frequencies of the data along the first principal component p . Additionally, we bound the product result by normalizing the two vectors (i.e., x and p) and multiplying the constant C to fix the range of data points.

Lastly, we introduce a multi-headed PhaseDNN to avoid using the ensemble, which consumes large computational resources. We make each network \mathcal{T}_m share the feature extracting networks and has frequency-dedicated networks for predictions. Thus, Eq 4.3 is reformulated as follows:

$$\mathcal{T}(x_j) = \sum_{m=0}^{M-1} e^{i\omega_m(x_j \cdot p)} \cdot \mathcal{H}_m(\mathcal{F}(x_j)) \quad (4.4)$$

where $\mathcal{F}(\cdot)$, $\mathcal{H}_m(\cdot)$ are the shared networks and the m -th frequency-dedicated classifier, respectively. It is worth noting that the classifiers \mathcal{H} only make up a small portion of the total parameters, allowing PhaseDNN to efficiently learn highly oscillatory functions with a lower memory footprint.

4.3 PhaseDNN with Adversarial Training

PhaseDNN requires shift frequencies ($\{\omega_m\}_{m=0}^{M-1}$) for each head ($\{\mathcal{H}_m\}_{m=0}^{M-1}$) used during training. The following explains how to choose those frequencies. As the goal of training a network is to minimize the differences between a clean ($\{x_j\}_{j=0}^{N-1}$) and an adversarial version ($\{x_j = x_j + \delta\}_{j=0}^{N-1}$) of the same data point, we choose the target frequencies with the largest difference in Fourier coefficients between the two. In practice, estimating the Fourier coefficients of the total dataset in every optimization step requires huge computational resources; therefore, we approximate this by estimating the exponential moving average of the coefficients on mini batches. The discrepancy of the frequency k between clean and adversarial batches is determined as follows:

$$d_k = |\mathcal{F}_k(X) - \mathcal{F}_k(X + \Delta)| \quad (4.5)$$

where X and Δ indicate the batched data and its corresponding perturbations, respectively, $\mathcal{F}_k(\cdot)$ is the Fourier coefficient which is obtained as follows:

$$\mathcal{F}_k(X) = \sum_{j=0}^{B-1} \mathcal{T}(X_j) \cdot e^{-2\pi i k (X_j \cdot p)} \quad (4.6)$$

where B is the batch size. The estimated discrepancy d_k for all frequencies is then used to derive the multinomial distribution to sample the frequencies ω_m for each head of the

Algorithm 1: Phase-shifted Adversarial Training

Require: Training epochs T , dataset \mathcal{D} , dataset size N , perturbation size ϵ , perturbation step α , networks \mathcal{T}

- 1: **for** $t = 1 \dots T$ **do**
- 2: **for each** Batch $(X, Y) \sim \mathcal{D}$ **do**
- 3: $\Delta = \text{Uniform}(-\epsilon, \epsilon)$
- 4: // Alternate training across mini-batches
- 5: **if** $j \% 2 == 0$ **then**
- 6: $\Delta = \Delta + \alpha \cdot \text{sign}(\nabla_{\Delta} \ell_{\text{ce}}(\mathcal{T}(X + \Delta), Y))$
- 7: **else**
- 8: $\Delta = \Delta + \alpha \cdot \text{sign}(\nabla_{\Delta} \ell_{\text{ce}}(\mathcal{T}_0(X + \Delta), Y))$
- 9: **end if**
- 10: $\Delta = \max(\min(\Delta, \epsilon), -\epsilon)$
- 11: // Sampling frequencies for \mathcal{T} (Eq. (4.5), (4.6))
- 12: $d = |\mathcal{F}(X) - \mathcal{F}(X + \Delta)|$
- 13: $\{\omega_m\}_{m=1}^M \sim \text{Multinomial}(d)$
- 14: // Optimize networks based on loss (Eq. (4.7))
- 15: $\theta = \theta - \nabla_{\theta}[\ell_{\text{adv}}(X, Y)]$
- 16: **end for**
- 17: **end for**

phaseDNN⁴. The reason for sampling frequencies from a multinomial distribution is that the training dataset is constantly changing during adversarial training. In this case, a fixed set of frequencies (e.g., peaks of frequencies used in (Xu et al. 2020a)) does not accurately reflect the critical frequency information. As a result, by stochastically learning the frequency differences, the model could decrease the prediction differences between clean and adversarial data.

Attack generation With the practically-designed PhaseDNN, we perform adversarial training, which causes the neural networks to highly oscillate near the training data. Motivated by the recent finding that FGSM-based training can sufficiently prevent strong attacks (Wong, Rice, and Kolter 2020), we train PhaseDNN to be robust against FGSM attacks.

The FGSM attack is formulated by initializing the perturbation on uniform distribution ranging $(-\epsilon, \epsilon)$. The perturbation is then updated based on the sign of the gradients of the cross-entropy with the ground-truth labels. Since PhaseDNN selects the frequencies in a stochastic manner, the generated attack can encourage PhaseDNN to better fit the diverse components having high-frequencies (detailed in Section 5.2). Moreover, we perform the phase shift in alternate mini-batches which further diversifies the attacks used for adversarial training similar to the previous studies (Sriramanan et al. 2020, 2021).

Adversarial training We improve the model’s robustness against generated attacks by replacing the clean inputs with perturbed ones during training. Additional improvements can be achieved by regularization to minimize the effects of potential white-box attacks. One possible white-box attack would set all shift frequencies to zero, resulting in gradients similar to normal AT rather than PhaseAT. Our regularization

⁴Similar to the previous work, we always include the zero frequency for the one of the head networks.

term encourages the model to behave differently than the standard AT. We implement this by minimizing the prediction similarity between the phase-shifted model and the model that does not have the phase-shift. In summary, the total objective function is the sum of the cross-entropy loss and the regularization.

$$\ell_{adv}(x, y) = \ell_{ce}(\mathcal{T}(x + \delta), y) + \frac{|\sigma(\mathcal{T}(x + \delta)) \cdot \sigma(\mathcal{T}_0(x + \delta))|}{\|\sigma(\mathcal{T}(x + \delta))\| \|\sigma(\mathcal{T}_0(x + \delta))\|} \quad (4.7)$$

where ℓ_{ce} is the cross entropy function, σ indicates softmax function, \mathcal{T}_0 indicates the model without the phase-shift term (i.e., $\omega_m = 0, \forall m \in [1, M]$). By encouraging the model to have different predictions than normal AT, the model achieves robustness against the normal AT attack as well⁵ The proposed defense is detailed in Algorithm-1.

5 Evaluations

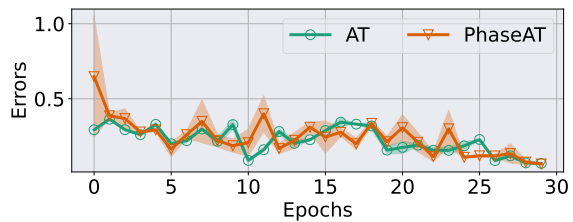
5.1 Experimental Setup

Baselines. We compare our method with both non-iterative and iterative methods. Non-iterative methods updates the perturbation once to generate the attacks, whereas iterative methods generate the perturbations through multiple optimization steps. We choose three recent non-iterative methods for comparison, namely FBF (Wong, Rice, and Kolter 2020), GAT(Sriramanan et al. 2020), and NuAT (Sriramanan et al. 2021). For iterative methods, we select three representative baselines, i.e., PGD (Madry et al. 2018), TRADES (Zhang et al. 2019), and AWP (Wu, Xia, and Wang 2020). We carefully set the hyper-parameters for the aforementioned methods. We use ResNet-18 (He et al. 2016) and WideResNet-34-10 (Zagoruyko and Komodakis 2016) architectures (He et al. 2016) for the evaluations and, the detailed settings are listed in the Section B.3 in supplementary material.

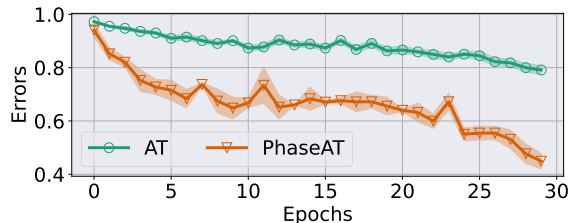
Datasets and Evaluations. Following recent works, we perform experiments on two datasets: CIFAR-10 (Krizhevsky, Hinton et al. 2009) and ImageNet (Deng et al. 2009). To compare with the recent works, we use ImageNet-100 (Sriramanan et al. 2020, 2021) which is the small version of ImageNet including 100 classes. To evaluate adversarial robustness, we consider both white-box and black-box attacks. For white-box attacks, PGD and AutoAttack (AA) are mainly used, each of which contains L_∞ adversarial constraint of $\epsilon = 8/255$. Specifically, the AA attacks involve APGD_{ce}, APGD_{dlr}, APGD_t (Croce and Hein 2020b) and FAB_t (Croce and Hein 2020a)⁶. The black-box attacks include transfer-based and query-based attacks. For the transfer-based attack, we generate PGD-7 perturbations using other networks (e.g., VGG-11 and ResNet-18 that is differently initialized) to attack each baseline. For query-based attacks, we use square

⁵We provide the ablation study about the regularization term in Section C.2 in the supplementary material.

⁶We include the details of each attack in the supplementary material.



(a) Low-frequency errors



(b) High-frequency errors

Figure 2: Errors of frequency components (high, low) between the training dataset and neural networks for normal adversarial training method and PhaseAT.

attacks (Andriushchenko et al. 2020) with 5,000 query budgets. The results of black-box attacks are included in Section C.1 in the supplementary material.

Adaptive Attack. For reliable evaluation of the proposed adversarial training, we carefully design adaptive attacks for the proposed defense to adversarial examples, which are used in all experiments. Specifically, we use the expectation-over-transformation (EOT) (Athalye et al. 2018) as a white-box attack because the proposed method samples frequencies from a multinomial distribution. The details of the adaptive attacks are in Section B.4 in the supplementary material.

5.2 Main Results against White-box Attacks

Before comparing the performance of all methods, we first verify whether our method learns high frequency components faster than the model without the phase-shift. To that end, we use the filtering method (Xu et al. 2020a) used in previous analysis (Figure 1). Figure 2 shows the errors for each frequency. Here, we use the settings of CIFAR-10. For the low frequency part, the errors between PhaseAT and AT is negligible, whereas the errors of the high frequency between two methods is noticeable, demonstrating our hypothesis that PhaseAT can efficiently learn high-frequency components.

We then confirm that fast learning of high-frequency components leads to better robustness. Table 1 shows the comparison results. Here, we use the two different networks, ResNet-18 and WideResNet-34-10, to verify the generality of the PhaseAT. Non-iterative methods tend to show lower accuracy than Iterative methods. However, the non-iterative version of PhaseAT outperforms iterative baselines in terms of both standard and robust accuracy. For example, PhaseAT shows 5.3% and 8.5% performance improvement over AWP in terms of standard and PGD accuracy, respectively, and

Table 1: Performance evaluation on CIFAR-10 dataset against white-box attacks on two different architectures. Best and second best results are highlighted in boldface and underline, respectively. AT methods are classified into two types based on how adversarial perturbations are generated during training: non-iterative methods (FBF, GAT, NuAT, and PhaseAT) and iterative methods (PGD-AT, TRADES, and AWP).

Method	Clean accuracy	PGD _{50+EOT}	AA _{+EOT}
Normal	93.1	0.0	0.0
FBF	<u>84.0</u>	43.8	41.0
GAT	80.5	53.2	47.4
NuAT	81.6	52.0	48.3
PhaseAT (ours)	86.2	59.5	52.1
PGD-AT	81.3	50.8	47.3
TRADES	79.5	52.2	48.5
AWP	81.8	<u>54.8</u>	<u>51.1</u>

Method	Clean accuracy	PGD _{50+EOT}	AA _{+EOT}
Normal	94.5	0.0	0.0
FBF	82.1	54.4	51.3
GAT	84.7	56.1	52.1
NuAT	85.1	54.6	53.1
PhaseAT (ours)	88.8	62.3	59.2
PGD-AT	86.7	56.8	54.7
TRADES	<u>87.6</u>	55.9	53.9
AWP	86.9	<u>60.4</u>	<u>56.5</u>

Table 2: Performance evaluation on ImageNet-100 dataset against white-box attacks. Best and second best results are highlighted in boldface and underline, respectively. The results for each baseline come from the previous works (Sriraman et al. 2020, 2021).

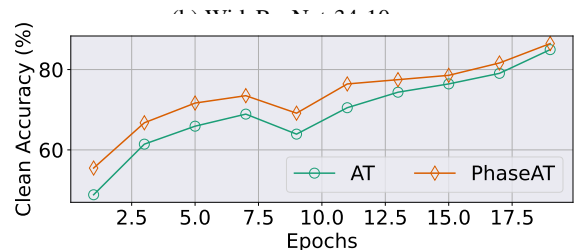
Method	Clean accuracy	AA _{+EOT}
Normal	77.1	0.0
FBF	70.5	20.4
GAT	68.0	28.9
NuAT	69.0	32.0
PhaseAT (ours)	<u>69.2</u>	35.6
PGD-AT	68.6	<u>33.0</u>
TRADES	62.9	31.7
AWP	64.8	29.2

comparable performance for AA. In the experimental results, PhaseAT outperforms FBF, the major distinction of which is the phase shift functionality. This suggests that learning high-frequency information properly is particularly beneficial for learning adversarial data.

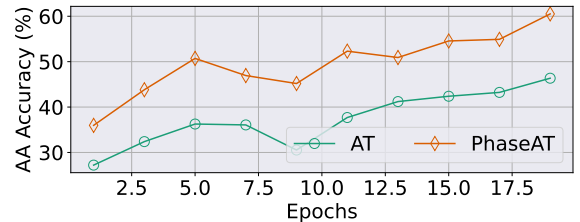
We turn our focus to a larger dataset, i.e., ImageNet. We compare our method with all non-iterative methods and tabulate the results in Table 2. We again find a similar trend in performance to that of CIFAR-10 except for the strongest baseline is the non-iterative method (i.e., NuAT). While the proposed method shows the comparable performance for clean accuracy, it outperforms others by a large margin in terms of the robust accuracy against the AA attack. This shows that PhaseAT can be scalable to larger datasets.

5.3 Convergence of Clean and Robust Accuracy

We verify that faster learning on high-frequency information leads to better convergence for robust accuracy. To that end, we report the standard and AA accuracy during each training epoch. We use the same settings of CIFAR-10 and tabulate the results on Figure 3. Compared to the normal adversarial training (denoted as AT), PhaseAT shows faster and better convergence both on standard and robust accuracy. This indi-



(a) Clean accuracy



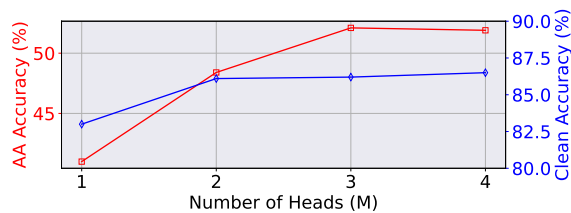
(b) Robustness Accuracy

Figure 3: Clean and robust accuracy during the training phase.

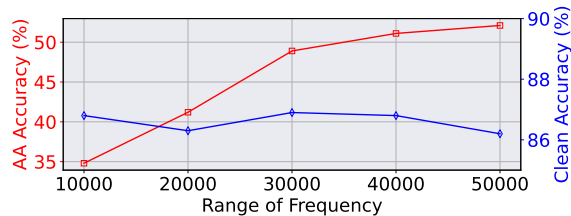
cates that the training model has smoothed predictions near the data, effectively reducing the oscillating property of predictions when adding adversarial perturbations.

5.4 Sensitivity to the Different Settings of PhaseAT

We analyze the sensitivity of PhaseAT on different settings. Since the most significant components of PhaseAT are the head and frequency, we mainly control the number of heads (i.e., M) and the range of frequency. Figure 4 shows how the change of each parameter affects the standard and robust accuracy on CIFAR-10. We first see that utilizing more heads leads to the improved accuracy while incurring additional computation costs. In addition, the robust accuracy is more sensitive to the different number of heads, whereas the clean accuracy does not differ significantly when more than two heads are used. When it comes to the frequency range,



(a) Sensitivity to head



(b) Sensitivity to frequency

Figure 4: Sensitivity to the different number of heads and the range of frequency for PhaseAT.

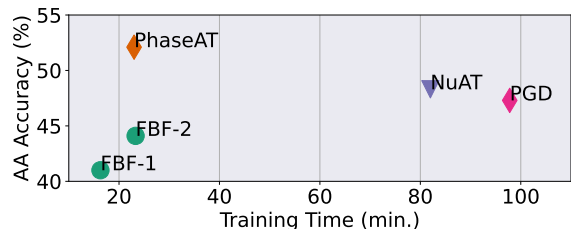


Figure 5: Comparison of the training time of each method to achieve the best robust accuracy.

we observe that utilizing the wider range of the frequency leads to the improved robust accuracy. For the clean accuracy case, on the other hand, the wider range has no significant impact, which is consistent with the previous finding that low-frequency typically dominates in the real dataset (Xu et al. 2020a). In the experiments, we use the three heads and 50k of the frequency range based on the above validation results. For the frequency range case, no further improvement was observed for more than the 50k range.

5.5 Computational Complexity

We compare the training time required to achieve the best robust accuracy for each method. To fairly measure it, we use the optimized schedule in the implementations (NuAT⁷, FBF and PGD⁸). Figure 5 plots the comparison on CIFAR-10. The fastest defense amongst all is FBF-1 and PhaseAT shows the comparable training time. This indicates the additional time required by Fourier transform and forward-propagation to multiple heads is negligibly small. We also compare the different version of FBF, namely FBF-2, which uses the more

⁷https://github.com/locuslab/fast_adversarial.

⁸<https://github.com/val-iisc/NuAT>

training epochs than FBF-1 to match the training time with PhaseAT. Despite FBF’s increased accuracy (41.0 to 44.1%), PhaseAT outperforms it by a significant margin, demonstrating the efficacy of the proposed approach.

6 Related Work

6.1 Adversarial Training

One of the most effective defenses against adversarial attacks is adversarial training. Specifically, iteratively updating the attacks during training tends to show better robustness as the adversary typically performs multiple updates to generate stronger attacks (Madry et al. 2018; Zhang et al. 2019; Wu, Xia, and Wang 2020). However, the adversarial robustness comes at a large computational cost and highly increased training time due to the multiple optimization. Hence the research towards non-iterative methods has been getting attention (Wong, Rice, and Kolter 2020; Sriramanan et al. 2020, 2021). The common strategy is to make the FGSM-based training be robust against iterative attacks. For example, Wong, Rice, and Kolter (2020) discover that training with the FGSM-based training can be a stronger defense against iterative attacks. This FGSM can be achieved by initializing the perturbation as uniform distribution with properly adjusted perturbation and step sizes. Instead of the initialization, Sriramanan et al. (2020) propose non-iterative adversarial training method by introducing L_2 regularization for smoothing the loss surface initially and further reducing the weight of this term gradually over iterations for better optimization. Similarly, Sriramanan et al. (2021) enhance the above relaxation term by involving the use of nuclear norm to generates a more reliable gradient direction by smoothing the loss surface.

6.2 F-Principle in Standard Training

The F-principle was first discovered empirically in (Rahaman et al. 2019) and (Xu, Zhang, and Xiao 2019) independently. A theoretical proof was given by Xu et al. (2020a) only for a one-hidden layer tanh network with mean-squared error loss function. It was later extended in (Luo et al. 2021) to multi-layer networks with general activation functions and general loss functions excluding cross-entropy loss function.

7 Conclusion

In this work, we have analyzed the behavior of adversarial training through the lens of the response frequency and have empirically observed that adversarial training causes neural networks to have low convergence for high-frequency components. To recover such low convergence, we first prove that F-principle still holds in adversarial training involving more generalized settings. On this basis, we propose phase-shifted adversarial training, denoted as PhaseAT, in which the model learns high-frequency contents by shifting them to low-frequency range. In our method, we redesign the PhaseDNN to adopt high-dimensional inputs and effectively learn adversarial data. For reliable evaluation, we carefully design adaptive attacks and evaluate the proposed method on two

popular dataset, namely CIFAR-10 and ImageNet. The results clearly show that PhaseAT shows strong performance compared to other baselines, demonstrating the efficacy of faster high-frequency learning in adversarial training.

Acknowledgement

This work was supported by the Center for Advanced Computation and a KIAS Individual Grant (MG082901) at Korea Institute for Advanced Study (S. Kim), and by NRF-2022R1A2C1011312 (I. Seo).

References

- Andriushchenko, M.; Croce, F.; Flammarion, N.; and Hein, M. 2020. Square attack: a query-efficient black-box adversarial attack via random search. In *Proc. the European Conference on Computer Vision (ECCV)*.
- Athalye, A.; Engstrom, L.; Ilyas, A.; and Kwok, K. 2018. Synthesizing robust adversarial examples. In *Proc. the International Conference on Machine Learning (ICML)*.
- Cai, W.; Li, X.; and Liu, L. 2020. A phase shift deep neural network for high frequency approximation and wave problems. *SIAM Journal on Scientific Computing*.
- Croce, F.; Andriushchenko, M.; Schwag, V.; Debenedetti, E.; Flammarion, N.; Chiang, M.; Mittal, P.; and Hein, M. 2021. RobustBench: a standardized adversarial robustness benchmark. In *Proc. the Advances in Neural Information Processing Systems (NeurIPS)*.
- Croce, F.; and Hein, M. 2020a. Minimally distorted adversarial examples with a fast adaptive boundary attack. In *Proc. the International Conference on Machine Learning (ICML)*.
- Croce, F.; and Hein, M. 2020b. Reliable evaluation of adversarial robustness with an ensemble of diverse parameter-free attacks. In *Proc. the International Conference on Machine Learning (ICML)*.
- Deng, J.; Dong, W.; Socher, R.; Li, L.-J.; Li, K.; and Fei-Fei, L. 2009. Imagenet: A large-scale hierarchical image database. In *2009 IEEE conference on computer vision and pattern recognition*, 248–255. Ieee.
- Evans, L. C. 2010. *Partial differential equations. Second edition. Graduate Studies in Mathematics*. American Mathematical Society.
- Gong, C.; Ren, T.; Ye, M.; and Liu, Q. 2021. Maxup: Lightweight adversarial training with data augmentation improves neural network training. In *Proc. the Conference on Computer Vision and Pattern Recognition (CVPR)*.
- Goodfellow, I. J.; Shlens, J.; and Szegedy, C. 2015. Explaining and harnessing adversarial examples. In *Proc. The International Conference on Learning Representations (ICLR)*.
- He, K.; Zhang, X.; Ren, S.; and Sun, J. 2016. Deep residual learning for image recognition. In *Proc. the Conference on Computer Vision and Pattern Recognition (CVPR)*.
- Krizhevsky, A.; Hinton, G.; et al. 2009. Learning multiple layers of features from tiny images.
- Kurakin, A.; Goodfellow, I.; and Bengio, S. 2016. Adversarial machine learning at scale. In *Proc. The International Conference on Learning Representations (ICLR)*.
- Liu, Y.; Chen, X.; Liu, C.; and Song, D. 2016. Delving into transferable adversarial examples and black-box attacks. *arXiv preprint arXiv:1611.02770*.
- Luo, T.; Ma, Z.; Xu, Z.-Q. J.; and Zhang, Y. 2021. Theory of the frequency principle for general deep neural networks. *CSIAM Transactions on Applied Mathematics*.
- Madry, A.; Makelov, A.; Schmidt, L.; Tsipras, D.; and Vladu, A. 2018. Towards deep learning models resistant to adversarial attacks.
- Muscalu, C.; and Schlag, W. 2013. *Classical and multilinear harmonic analysis. Vol. I. Cambridge Studies in Advanced Mathematics*. Cambridge University Press.
- Papernot, N.; McDaniel, P.; Goodfellow, I.; Jha, S.; Celik, Z. B.; and Swami, A. 2017. Practical black-box attacks against machine learning. In *Proceedings of the ACM on Asia conference on computer and communications security*.
- Qin, C.; Martens, J.; Gowal, S.; Krishnan, D.; Dvijotham, K.; Fawzi, A.; De, S.; Stanforth, R.; and Kohli, P. 2019. Adversarial robustness through local linearization. In *Proc. the Advances in Neural Information Processing Systems (NeurIPS)*.
- Qin, Z.; Fan, Y.; Zha, H.; and Wu, B. 2021. Random Noise Defense Against Query-Based Black-Box Attacks. In *Proc. the Advances in Neural Information Processing Systems (NeurIPS)*.
- Rahaman, N.; Baratin, A.; Arpit, D.; Draxler, F.; Lin, M.; Hamprecht, F.; Bengio, Y.; and Courville, A. 2019. On the spectral bias of neural networks. In *Proc. the International Conference on Machine Learning (ICML)*.
- Rebuffi, S.-A.; Gowal, S.; Calian, D. A.; Stimberg, F.; Wiles, O.; and Mann, T. 2021. Fixing data augmentation to improve adversarial robustness. In *Proc. the Advances in Neural Information Processing Systems (NeurIPS)*.
- Sriramanan, G.; Addepalli, S.; Baburaj, A.; et al. 2020. Guided adversarial attack for evaluating and enhancing adversarial defenses. In *Proc. the Advances in Neural Information Processing Systems (NeurIPS)*.
- Sriramanan, G.; Addepalli, S.; Baburaj, A.; et al. 2021. Towards Efficient and Effective Adversarial Training. In *Proc. the Advances in Neural Information Processing Systems (NeurIPS)*.
- Stein, E. M.; and Weiss, G. 1971. *Introduction to Fourier analysis on Euclidean spaces*. Princeton University Press.
- Szegedy, C.; Zaremba, W.; Sutskever, I.; Bruna, J.; Erhan, D.; Goodfellow, I.; and Fergus, R. 2013. Intriguing properties of neural networks. In *Proc. The International Conference on Learning Representations (ICLR)*.
- Tramer, F.; and Boneh, D. 2019. Adversarial training and robustness for multiple perturbations. In *Proc. the Advances in Neural Information Processing Systems (NeurIPS)*.
- Tramèr, F.; Kurakin, A.; Papernot, N.; Goodfellow, I.; Boneh, D.; and McDaniel, P. 2018. Ensemble Adversarial Training: Attacks and Defenses. In *Proc. The International Conference on Learning Representations (ICLR)*.

Wang, H.; Xiao, C.; Kossaifi, J.; Yu, Z.; Anandkumar, A.; and Wang, Z. 2021. Augmax: Adversarial composition of random augmentations for robust training. In *Proc. the Advances in Neural Information Processing Systems (NeurIPS)*.

Wolff, T. H. 2003. *Lectures on harmonic analysis*. American Mathematical Society.

Wong, E.; Rice, L.; and Kolter, J. Z. 2020. Fast is better than free: Revisiting adversarial training. In *Proc. The International Conference on Learning Representations (ICLR)*.

Wu, D.; Xia, S.-T.; and Wang, Y. 2020. Adversarial weight perturbation helps robust generalization.

Xu, Z.-Q. J.; Zhang, Y.; Luo, T.; Xiao, Y.; and Ma, Z. 2020a. Frequency principle: Fourier analysis sheds light on deep neural networks. *Communications in Computational Physics*.

Xu, Z.-Q. J.; Zhang, Y.; Luo, T.; Xiao, Y.; and Ma, Z. 2020b. Frequency Principle: Fourier Analysis Sheds Light on Deep Neural Networks. *Communications in Computational Physics*.

Xu, Z.-Q. J.; Zhang, Y.; and Xiao, Y. 2019. Training behavior of deep neural network in frequency domain. In *International Conference on Neural Information Processing*.

Zagoruyko, S.; and Komodakis, N. 2016. Wide residual networks. *arXiv preprint arXiv:1605.07146*.

Zhang, H.; Yu, Y.; Jiao, J.; Xing, E.; El Ghaoui, L.; and Jordan, M. 2019. Theoretically principled trade-off between robustness and accuracy. In *Proc. the International Conference on Machine Learning (ICML)*.

Supplementary Material

A Filtering Method for Frequency Analysis

Motivated by the examination of F-principle (Xu et al. 2020b), we use the filtering method to analyze the behavior of the neural networks in adversarial training. The idea is to split the frequency domain into two parts, i.e., low-frequency and high-frequency parts. However, the Fourier transform for high-dimensional data requires high computational costs and large memory footprints. As an alternative, we use the Fourier transform of a Gaussian function \hat{G} .

Let the original dataset be $\{x_j, y_j\}_{j=0}^{N-1}$, and the network output for x_j be \mathcal{T}_j . The low frequency part of the training dataset can be derived by

$$y_j^{low,\delta} = \frac{1}{C_j} \sum_{m=0}^{N-1} y_m G^\delta(x_j - x_m) \quad (\text{A.1})$$

where $C_j = \sum_{m=0}^{N-1} G^\delta(x_j - x_m)$ is a normalization factor, and δ is the variance of the Gaussian function (we fix δ to 3). The Gaussian function can be represented as

$$G^\delta(x_j - x_m) = \exp(-|x_j - x_m|^2 / (2\delta)). \quad (\text{A.2})$$

Then, the high-frequency part can be derived by $y_j^{high,\delta} \triangleq y_j - y_j^{low,\delta}$. We also compute the frequency components for the networks, i.e., $\mathcal{T}_j^{low,\delta}, \mathcal{T}_j^{high,\delta}$ by replacing y_j with the outputs of networks, i.e., \mathcal{T}_j . Lastly, we calculate the errors to quantify the convergence in terms of low- and high-frequency.

$$e_{low} = \left(\frac{\sum_j |y_j^{low,\delta} - \mathcal{T}_j^{low,\delta}|^2}{\sum_j |y_j^{low,\delta}|^2} \right)^{\frac{1}{2}} \quad (\text{A.3})$$

$$e_{high} = \left(\frac{\sum_j |y_j^{high,\delta} - \mathcal{T}_j^{high,\delta}|^2}{\sum_j |y_j^{high,\delta}|^2} \right)^{\frac{1}{2}}. \quad (\text{A.4})$$

To verify that our observation can be seen in other datasets and architectures, we perform the same experiments as ones in Figure 2 (Main paper) with different architectures and datasets. Table 3 shows the convergence of low- and high-frequencies on different settings. This shows that we still observe the same trend of Figure 2 in other datasets and architectures.

B Details about Evaluation

B.1 Attack Configuration

In our work, we mainly adopt the projected gradient descent (PGD) (Madry et al. 2018) and auto-attack (AA) (Croce and Hein 2020b) to evaluate baselines. PGD is constructed by multiple updates of adversarial perturbations, and AA is the

Table 3: Convergence of low- and high-frequency components when two different networks (LeNet-5, VGG-11) are trained on two different datasets (MNIST, CIFAR-10).

Settings	Methods	e_{low}	e_{high}
MNIST (LeNet-5)	AT	0.128	0.257
	PhaseAT	0.116	0.153
CIFAR-10 (VGG-11)	AT	0.661	0.774
	PhaseAT	0.541	0.573

ensemble of strong attacks including the variants of PGD. Typically, AA is considered one of the strongest attacks. The details about each attack of AA are as follows:

- Auto-PGD (APGD) (Croce and Hein 2020b): This is parameter-free adversarial attack that adaptively changes the step size by considering the optimization of the perturbations. APGD has three variations depending on loss functions: $APGD_{ce}$, $APGD_{dlr}$, and $APGD_t$ ⁹.
- FAB (Croce and Hein 2020a): This attack minimizes the norm of the perturbation necessary to achieve a misclassification. FAB has two variants, FAB and FAB_t .
- Square (Andriushchenko et al. 2020): Compared to others, this attack belongs to the black-box attacks and is also known as score-based attack. This attack iteratively inserts an artificial square to the inputs to search optimal perturbations causing huge changes on predictions.

We set the hyper-parameter settings for each attack based on *standard* version of AA in *robust-bench* framework (Croce et al. 2021). Note that we exclude Square attack from the AA because the stochastic process in PhaseAT can be robust against Square (Qin et al. 2021), which prevents the fair comparison with other baselines which do not include stochastic process.

B.2 Dataset Information

We evaluate each baseline on two benchmark datasets, CIFAR-10 and ImageNet. CIFAR-10 (Krizhevsky, Hinton et al. 2009) consist of 60,000 images of 32×32×3 size for 10 classes, and ImageNet contains 1.2M images of 224×224×3 size for 1,000 classes. Instead of existing ImageNet, we use the smaller version of ImageNet which used in recent baselines (Sriramanan et al. 2020, 2021), which contains 120K images of 224×224×3 size for 100 classes¹⁰.

B.3 Baseline Setting

PhaseAT is compared to both non-iterative (FBF, GAT, and NuAT) and iterative (FBF, GAT, and NuAT) methods (PGD,

⁹Subscript *ce* and *dlr* on APGD indicates the *cross-entropy loss* and *difference of logits ratio*, respectively, and *t* stands for targeted attacks. The attacks without *t* subscripts are non-targeted attacks.

¹⁰Selected classes are listed in <https://github.com/val-iisc/GAMA-GAT>

Table 4: Performance evaluation of the different designs of adaptive attacks on CIFAR-10 dataset.

Attack	Accuracy
PGD ₅₀	61.5
PGD ₅₀ + EOT	60.9
PGD ₅₀ + Frequency	59.7
PGD ₅₀ + EOT + Frequency	59.5

TRADES, and AWP). The hyper-parameter settings of each baseline are listed in Table 7. Since the evaluation results on ImageNet come from previous works (Sriramanan et al. 2020, 2021), the table only includes the parameters reported in these works (unknown parameters are denoted with $-$).

B.4 Consideration of Adaptive Attack

Compared to previous methods, PhaseAT includes stochastic process to learn diverse frequencies of the datasets, which prevents reliable evaluation of the adversarial robustness. Following the guideline (Tramèr et al. 2018), we carefully design the adaptive attack for our method. First, to circumvent the stochastic process, the adaptive attack involves the expectation over transformation (EOT) (Athalye et al. 2018) to approximate the true gradient of the inference model. Second, we assume that the adversary has full knowledge of the learning algorithm. Hence the adversary could mimic the strategy of frequency selection used in the training/inference phase, i.e., multinomial distribution of the discrepancy. We tabulate how these adaptive attacks affect our method in Table 6. This shows that reducing the effect of the stochastic properties by EOT decreases the performance of our method. Particularly, mimicking the frequency selection strategy further reduces the performance. However, note that PhaseAT still reveals strong adversarial robustness even though the adaptive attacks are applied (refer to main paper), which requires ten times more costs to generate the attacks compared to other baselines. Such adaptive attacks are applied to our method for a fair comparison.

C Additional Evaluation

C.1 Robustness against Black-box Attacks

As DNN models are often hidden from users in real-world applications, the robustness against black-box attacks is also crucial. Among the different kinds of black-box attacks, we consider transfer-based (Liu et al. 2016; Papernot et al. 2017) and score-based attacks. For transfer-based attacks, we use VGG-11 and ResNet-18 as substitute models and construct the attacks using seven steps of PGD (Madry et al. 2018). For score-based attacks, we adopt square attack (Andriushchenko et al. 2020) with 5,000 query budgets, which is a gradient-free attack and one of the strongest attacks in black-box attacks.

Table 5 shows the robust accuracy against black-box attacks. Similar to white-box attacks, PhaseAT shows better

accuracy against both transfer-based and score-based attacks in comparison to other non-iterative methods. In score-based attacks, the difference in performance between others and PhaseAT is particularly noticeable. This can be explained by the stochastic process of PhaseAT because Qin et al. (Qin et al. 2021) demonstrate that randomized defense (e.g., Gaussian noise in the inputs) can robustly prevent the model from score-based attacks. This is why we exclude square attack from the AA attack for a fair comparison with other baselines that do not include the stochastic process. Note that the stochastic property can not be circumvented in the black-box scenario because it is infeasible to design adaptive attacks (i.e., EOT attacks) as in the white-box scenario. Comprehensive results show that PhaseAT could be a robust defense strategy against both white-box and black-box attacks.

C.2 Ablation study for the regularization term

We add a regularization term to the PhaseAT objective function (Eq. (4.7)) to encourage the model to make predictions that differ from the normal AT. The regularization is designed to recover the vulnerability of a possible attack that sets all frequencies to zeros. To validate the regularization’s effectiveness, we apply the aforementioned attack to PhaseAT after the model has been trained with the regularization.

D Proofs of Theorems 3.1 and 3.2

D.1 Preliminaries

Before proving Theorems 3.1 and 3.2 in this section, we start with a detailed explanation of DNNs, and then introduce the mathematical tools required for proof which can be found in standard references (e.g. (Stein and Weiss 1971; Wolff 2003; Muscalu and Schlag 2013; Evans 2010)).

Deep Neural Networks. A DNN with K -hidden layers and general activation functions is a vector-valued function $\mathcal{T}_\theta(x) : \mathbb{R}^d \rightarrow \mathbb{R}^{m_{K+1}}$ where m_k denotes the number of nodes in the k -th layer. For $1 \leq k \leq K + 1$, we set $\mathbf{W}^k \in \mathbb{R}^{m_k \times m_{k-1}}$ and $\mathbf{b}^k \in \mathbb{R}^{m_k}$ as the matrices whose entries consist of the weights and biases called parameters. The parameter vector $\theta \in \mathbb{R}^M$ is then defined as

$$\theta = (\text{vec}(\mathbf{W}^1), \text{vec}(\mathbf{b}^1), \dots, \text{vec}(\mathbf{W}^{K+1}), \text{vec}(\mathbf{b}^{K+1})),$$

where $M = \sum_{k=1}^{K+1} (m_{k-1} + 1)m_k$ is the number of the parameters. Given $\theta \in \mathbb{R}^M$ and an activation function $\sigma : \mathbb{R} \rightarrow \mathbb{R}$, the DNN output $\mathcal{T}_\theta^{K+1}(x) : \mathbb{R}^d \rightarrow \mathbb{R}^{m_{K+1}}$ is expressed in terms of composite functions; setting $\mathcal{T}_\theta^0(x) = x$, $\mathcal{T}_\theta^k(x) : \mathbb{R}^d \rightarrow \mathbb{R}^{m_k}$ is defined recursively as

$$(\mathcal{T}_\theta^k(x))_i = \sigma((\mathbf{W}^k \mathcal{T}_\theta^{k-1} + \mathbf{b}^k)_i), 1 \leq i \leq m_k, 1 \leq k \leq K.$$

We denote the DNN output $\mathcal{T}_\theta^{K+1}(x) = \mathbf{W}^{K+1} \mathcal{T}_\theta^K + \mathbf{b}^{K+1}$ by $\mathcal{T}_\theta(x)$.

The Basic Properties of Fourier Transforms. Let $f \in L^1(\mathbb{R}^d)$. The Fourier transform of f is defined by

$$\widehat{f}(\xi) = \int_{\mathbb{R}^d} e^{-2\pi i x \cdot \xi} f(x) dx.$$

Table 5: Performance evaluation on CIFAR-10 dataset against two different black-box attacks.

Method	Clean accuracy	Transfer-based attack		Score-based attack
		VGG-11	ResNet-18	
FBF (Wong, Rice, and Kolter 2020)	84.0	80.5	80.6	53.5
GAT (Sriramanan et al. 2020)	80.5	79.8	80.3	54.1
NuAT (Sriramanan et al. 2021)	81.6	79.5	80.5	56.7
PhaseAT (Ours.)	86.2	83.8	85.0	76.5

Table 6: Performance evaluation of PhaseAT with/without the regularization term on CIFAR-10 dataset.

Method	AA Accuracy (zero freq)
PhaseAT w/o regularization	53.3
PhaseAT w/ regularization	43.2

Then clearly

$$\|\widehat{f}\|_{L^\infty} \leq \|f\|_{L^1}. \quad (\text{D.1})$$

Additionally if $\widehat{f} \in L^1(\mathbb{R}^d)$, the Fourier inversion holds:

$$f(x) = \int_{\mathbb{R}^d} e^{2\pi i x \cdot \xi} \widehat{f}(\xi) d\xi. \quad (\text{D.2})$$

If $f, g \in L^1(\mathbb{R}^d)$, then $f * g \in L^1(\mathbb{R}^d)$ and

$$\widehat{f * g} = \widehat{f} \widehat{g}. \quad (\text{D.3})$$

For an n -tuple $\alpha = (\alpha_1, \dots, \alpha_d)$ of nonnegative integers, we denote

$$D^\alpha = \prod_{j=1}^d \frac{\partial^{\alpha_j}}{\partial x_j^{\alpha_j}} \quad \text{and} \quad |\alpha| = \sum_{j=1}^d \alpha_j.$$

Then, if $D^\alpha f \in L^1(\mathbb{R}^d)$ whenever $0 \leq |\alpha| \leq s$,

$$\widehat{D^\alpha f}(\xi) = (2\pi i)^{|\alpha|} \xi^\alpha \widehat{f}(\xi). \quad (\text{D.4})$$

Sobolev Spaces and Gaussian Weights. For $s \in \mathbb{N}$, the Sobolev space $W^{s, \infty}(\mathbb{R}^d)$ is defined as

$$W^{s, \infty}(\mathbb{R}^d) = \{f \in L^\infty(\mathbb{R}^d) : D^\alpha f \in L^\infty, \forall 0 \leq |\alpha| \leq s\}$$

equipped with the norm

$$\|f\|_{W^{s, \infty}(\mathbb{R}^d)} = \sum_{|\alpha| \leq s} \|D^\alpha f\|_{L^\infty(\mathbb{R}^d)}.$$

We also introduce a Gaussian weight $G_\varepsilon(x) = \varepsilon^{-d} e^{-\pi \|\varepsilon^{-1} x\|^2}$ for any $\varepsilon > 0$ on which the Fourier trans-

form has an explicit form¹¹

$$\widehat{G_\varepsilon}(\xi) = e^{-\pi \|\varepsilon \xi\|^2}. \quad (\text{D.5})$$

The final observation is that G_ε is an approximate identity with respect to the limit $\varepsilon \rightarrow 0$ as in the following well-known lemma:

Lemma D.1. *Let $f \in C(\mathbb{R}^d) \cap L^\infty(\mathbb{R}^d)$. Then*

$$\lim_{\varepsilon \rightarrow 0} \int_{\mathbb{R}^d} G_\varepsilon(x - y) f(y) dy = f(x) \quad (\text{D.6})$$

for all $x \in \mathbb{R}^d$.

D.2 Proof of Theorem 3.1

In what follows we may consider a compact domain Ω instead of \mathbb{R}^d because the input data $\{x_j\}_{j=0}^{N-1}$ used for training is sampled from a bounded region.

For a discrete input data $\{x_j\}_{j=0}^{N-1}$, we now recall the total loss in adversarial training from Section 3.1:

$$L(\theta) = \frac{1}{N} \sum_{j=0}^{N-1} \ell(\mathcal{T}_\theta \circ \mathcal{A}, g)(x_j). \quad (\text{D.7})$$

From the continuity of \mathcal{T}_θ and g in the compact domain Ω , we note that $\ell(\mathcal{T}_\theta \circ \mathcal{A}, g)$ is continuous and bounded for general loss functions such as mean-squared error loss and cross-entropy loss. Then we can apply Lemma D.1 to deduce

$$\begin{aligned} L(\theta) &= \lim_{\varepsilon \rightarrow 0} \frac{1}{N} \sum_{j=0}^{N-1} \int_{\mathbb{R}^d} G_\varepsilon(x_j - x) \ell(\mathcal{T}_\theta \circ \mathcal{A}, g)(x) dx \\ &= \lim_{\varepsilon \rightarrow 0} \frac{1}{N} \sum_{j=0}^{N-1} (G_\varepsilon * \ell(\mathcal{T}_\theta \circ \mathcal{A}, g))(x_j). \end{aligned} \quad (\text{D.8})$$

Using the properties $G_\varepsilon \in L^1(\mathbb{R}^d)$ and $\ell(\mathcal{T}_\theta \circ \mathcal{A}, g) \in L^1(\mathbb{R}^d)$, we then derive from Eq. D.3 and Eq. D.5 that

$$G_\varepsilon * \ell(\mathcal{T}_\theta \circ \mathcal{A}, g) \in L^1(\mathbb{R}^d)$$

¹¹It follows from the fact that $\widehat{e^{-\pi \|x\|^2}}(\xi) = e^{-\pi \|\xi\|^2}$ (see (4.4) of page 76 in (Muscalu and Schlag 2013)). Indeed, by a change of variables $\varepsilon^{-1} x = y$,

$$\begin{aligned} \widehat{G_\varepsilon}(x)(\xi) &= \varepsilon^{-d} \int_{\mathbb{R}^d} e^{-2\pi i x \cdot \xi} e^{-\pi \|\varepsilon^{-1} x\|^2} dx \\ &= \int_{\mathbb{R}^d} e^{-2\pi i \varepsilon y \cdot \xi} e^{-\pi \|y\|^2} dy = \widehat{e^{-\pi \|y\|^2}}(\varepsilon \xi) = e^{-\pi \|\varepsilon \xi\|^2}. \end{aligned}$$

Table 7: Hyper-parameter setting for all baselines.

Method	Hyper-parameters	CIFAR-10 (PreActResNet-18)	ImageNet-100 (ResNet-18)
FBF	perturbation ϵ	0.031	0.031
	perturbation step size	0.039	0.039
	learning rate	0.1	-
	epoch	30	-
	batch size	256	-
GAT	perturbation ϵ	0.031	0.031
	perturbation step size	0.031	0.031
	learning rate	0.1	0.1
	epoch	100	100
	batch size	64	64
NuAT	perturbation ϵ	0.031	0.031
	perturbation step size	0.031	0.031
	learning rate	0.1	0.1
	epoch	100	100
	batch size	64	64
PGD	perturbation ϵ	0.031	0.031
	perturbation step size	0.039	0.039
	number of iterations	7	-
	learning rate	0.1	-
	epoch	30	-
	batch size	256	-
TRADES	perturbation ϵ	0.031	0.031
	perturbation step size	0.007	-
	beta	6.0	-
	learning rate	0.1	-
	epoch	100	-
	batch size	128	-
PhaseDNN	perturbation ϵ	0.031	0.031
	perturbation step size	0.039	0.039
	frequency range	[0, 50000)	[0, 50000)
	number of heads	3	3
	learning rate	0.1	0.1
	epoch	30	50
	batch size	256	128

and

$$\widehat{G_\epsilon * \ell(\mathcal{T}_\theta \circ \mathcal{A}, g)}(\xi) = e^{-\pi \|\epsilon \xi\|^2} \widehat{\ell(\mathcal{T}_\theta \circ \mathcal{A}, g)}(\xi). \quad (\text{D.9})$$

Note here that by Eq. D.1

$$\begin{aligned} \|e^{-\pi \|\epsilon \xi\|^2} \widehat{\ell(\mathcal{T}_\theta \circ \mathcal{A}, g)}(\xi)\|_{L^1} \\ \leq \|e^{-\pi \|\epsilon \xi\|^2}\|_{L^1} \|\widehat{\ell(\mathcal{T}_\theta \circ \mathcal{A}, g)}\|_{L^\infty} \\ \leq C \|\ell(\mathcal{T}_\theta \circ \mathcal{A}, g)\|_{L^1} < \infty. \end{aligned}$$

Hence the Fourier inversion Eq. D.2 together with Eq. D.9 implies

$$\begin{aligned} (G_\epsilon * \ell(\mathcal{T}_\theta \circ \mathcal{A}, g))(x_j) \\ = \int_{\mathbb{R}^d} e^{2\pi i x_j \cdot \xi} e^{-\pi \|\epsilon \xi\|^2} \widehat{\ell(\mathcal{T}_\theta \circ \mathcal{A}, g)}(\xi) d\xi. \end{aligned} \quad (\text{D.10})$$

Substituting Eq. D.10 into the right-hand side of Eq. D.8, we immediately obtain

$$L(\theta) = \lim_{\epsilon \rightarrow 0} \frac{1}{N} \sum_{j=0}^{N-1} \int_{\mathbb{R}^d} e^{2\pi i x_j \cdot \xi} e^{-\pi \|\epsilon \xi\|^2} \widehat{\ell(\mathcal{T}_\theta \circ \mathcal{A}, g)}(\xi) d\xi, \quad (\text{D.11})$$

as desired. This completes the proof.

D.3 Proof of Theorem 3.2

Representing $\nabla_\theta L(\theta)$ in the frequency domain. To begin with, we represent $\nabla_\theta L(\theta)$ in the frequency domain in the same way as in Section D.2. By differentiating both sides of Eq. D.7 with respect to θ and using Lemma D.1, we first

see

$$\begin{aligned}\nabla_{\theta}L(\theta) &= \frac{1}{N} \sum_{j=0}^{N-1} \nabla_{\theta} \ell(\mathcal{T}_{\theta} \circ \mathcal{A}, g)(x_j) \\ &= \lim_{\varepsilon \rightarrow 0} \frac{1}{N} \sum_{j=0}^{N-1} \int_{\mathbb{R}^d} G_{\varepsilon}(x_j - x) \nabla_{\theta} \ell(\mathcal{T}_{\theta} \circ \mathcal{A}, g)(x) dx\end{aligned}\quad (\text{D.12})$$

if $\nabla_{\theta} \ell(\mathcal{T}_{\theta} \circ \mathcal{A}, g)$ is continuous and bounded. Since $\ell(\mathcal{T}_{\theta} \circ \mathcal{A}, g)$ is differentiable with respect to the first argument (as mentioned in Section 3.1) and \mathcal{T}_{θ} is differentiable with respect to θ for general activation functions such as ReLU, eLU, tanh and sigmoid, the continuity is generally permissible, and thus the boundedness follows also from compact domain. In fact, the ReLU activation function is not differentiable at the origin and neither is \mathcal{T}_{θ} on a certain union of hyperplanes; for example, when considering 1-hidden layer neural network with m_1 nodes and 1-dimensional output, the output is

$$\mathcal{T}_{\theta}(x) = \sum_{i=1}^{m_1} w_i^2 \sigma(\mathbf{W}_i^1 \cdot x + \mathbf{b}_i^1), \quad w_i^2, b_i^1 \in \mathbb{R}, \mathbf{W}_i^1 \in \mathbb{R}^d$$

and the set of non-differentiable points is a union of hyperplanes given by $\{x \in \mathbb{R}^d : \mathbf{W}_i^1 \cdot x + \mathbf{b}_i^1 = 0, 1 \leq i \leq m_1\}$. But the d -dimensional volume of such thin sets is zero and thus they may be excluded from the integration region in Eq. D.6 when applying Lemma D.1 to obtain Eq. D.12 for the case of ReLU.

Just by replacing $L(\theta)$ with $\nabla_{\theta}L(\theta)$ in the argument employed for the proof of Eq. D.11 and repeating the same argument, it follows now that

$$\begin{aligned}\nabla_{\theta}L(\theta) & \\ &= \lim_{\varepsilon \rightarrow 0} \frac{1}{N} \sum_{j=0}^{N-1} \int_{\mathbb{R}^d} e^{2\pi i x_j \cdot \xi} e^{-\pi \|\varepsilon \xi\|^2} \overline{\nabla_{\theta} \ell(\mathcal{T}_{\theta} \circ \mathcal{A}, g)}(\xi) d\xi.\end{aligned}\quad (\text{D.13})$$

We then pull ∇_{θ} to the outside of the integration in Eq. D.13, and recall

$$\begin{aligned}L_{\geq}(\theta, \eta) & \\ &= \frac{1}{N} \sum_{j=0}^{N-1} \int_{\|\xi\| \geq \eta} e^{2\pi i x_j \cdot \xi} e^{-\pi \|\varepsilon \xi\|^2} \overline{\nabla_{\theta} \ell(\mathcal{T}_{\theta} \circ \mathcal{A}, g)}(\xi) d\xi\end{aligned}$$

and

$$\begin{aligned}L_{\leq}(\theta, \eta) & \\ &= \frac{1}{N} \sum_{j=0}^{N-1} \int_{\|\xi\| \leq \eta} e^{2\pi i x_j \cdot \xi} e^{-\pi \|\varepsilon \xi\|^2} \overline{\nabla_{\theta} \ell(\mathcal{T}_{\theta} \circ \mathcal{A}, g)}(\xi) d\xi\end{aligned}$$

from Section 3.1, contributed by low and high frequencies in the loss, to see

$$\nabla_{\theta}L(\theta) \approx \nabla_{\theta}L_{\leq}(\theta, \eta) + \nabla_{\theta}L_{\geq}(\theta, \eta).\quad (\text{D.14})$$

This approximation becomes more accurate as ε diminishes smaller in Eq. D.13, and $\varepsilon = \min\{1/\sqrt[4]{N}, 1/d\}$ is taken inversely proportional to the size N of dataset or the dimension

d of input data. In this way, when N or d is large, ε becomes small. This choice of ε is motivated by two facts; real-life datasets are generally high-dimensional (e.g., images and languages) and neural networks learn well when the size of dataset is large.

Estimating $\nabla_{\theta}L_{\geq}(\theta, \eta)$ in terms of η . Now we show that for the i -th element of $\nabla_{\theta}L_{\geq}(\theta, \eta)$

$$\left| \frac{\partial L_{\geq}(\theta, \eta)}{\partial \theta_i} \right| \leq C \max\{N, d^d\} \eta^{-2s} \quad (\text{D.15})$$

which implies

$$\begin{aligned}\|\nabla_{\theta}L_{\geq}(\theta, \eta)\| &= \left(\sum_{i=1}^M \left| \frac{\partial L_{\geq}(\theta, \eta)}{\partial \theta_i} \right|^2 \right)^{1/2} \\ &\leq C \max\{N, d^d\} \eta^{-2s}.\end{aligned}$$

By Eq. D.14 and this bound, we get

$$\begin{aligned}\|\nabla_{\theta}L(\theta) - \nabla_{\theta}L_{\leq}(\theta, \eta)\| & \\ \approx \|\nabla_{\theta}L_{\geq}(\theta, \eta)\| &\leq C \max\{N, d^d\} \eta^{-2s}\end{aligned}$$

which completes the proof of Theorem 3.2.

To show Eq. D.15, we first use the chain rule to calculate

$$\begin{aligned}\frac{\partial L_{\geq}(\theta, \eta)}{\partial \theta_i} &= \frac{1}{N} \sum_{j=0}^{N-1} \int_{\|\xi\| \geq \eta} e^{2\pi i x_j \cdot \xi} e^{-\pi \|\varepsilon \xi\|^2} \\ &\quad \times \overline{\nabla_{\mathcal{T}_{\theta}} \ell(\mathcal{T}_{\theta} \circ \mathcal{A}, g) \cdot \frac{\partial(\mathcal{T}_{\theta} \circ \mathcal{A})}{\partial \theta_i}}(\xi) d\xi.\end{aligned}\quad (\text{D.16})$$

Now let $\langle \xi \rangle = \sqrt{1 + \|\xi\|^2}$. Then, $\eta \leq \langle \xi \rangle$ for all $0 < \eta \leq \|\xi\|$, which comes from combining the two inequalities, $\eta \leq \|\xi\|$ and $\|\xi\| \leq \sqrt{1 + \|\xi\|^2}$. Here, the former follows from the integral region $\{\|\xi\| \geq \eta\}$, while the latter is trivial. Hence, we see that for $s \in \mathbb{N}$ the integral in Eq. D.16 is bounded by

$$\eta^{-2s} \int_{\|\xi\| \geq \eta} e^{-\pi \|\varepsilon \xi\|^2} \langle \xi \rangle^{2s} \overline{\nabla_{\mathcal{T}_{\theta}} \ell(\mathcal{T}_{\theta} \circ \mathcal{A}, g) \cdot \frac{\partial(\mathcal{T}_{\theta} \circ \mathcal{A})}{\partial \theta_i}}(\xi) d\xi.$$

Therefore,

$$\begin{aligned}\left| \frac{\partial L_{\geq}(\theta, \eta)}{\partial \theta_i} \right| &\leq \frac{1}{N} \sum_{j=0}^{N-1} \eta^{-2s} \|e^{-\pi \|\varepsilon \xi\|^2}\|_{L^1} \\ &\quad \times \left\| \langle \xi \rangle^{2s} \overline{\nabla_{\mathcal{T}_{\theta}} \ell(\mathcal{T}_{\theta} \circ \mathcal{A}, g) \cdot \frac{\partial(\mathcal{T}_{\theta} \circ \mathcal{A})}{\partial \theta_i}}(\xi) \right\|_{L^{\infty}}.\end{aligned}\quad (\text{D.17})$$

By a change of variables $\varepsilon \xi \rightarrow \xi$, we note

$$\|e^{-\pi \|\varepsilon \xi\|^2}\|_{L^1} = \varepsilon^{-d} \int_{\mathbb{R}^d} e^{-\pi \|\xi\|^2} d\xi \leq C \varepsilon^{-d}.$$

Hence, if we show that the L^{∞} -norm in Eq. D.17 is finite, then

$$\left| \frac{\partial L_{\geq}(\theta, \eta)}{\partial \theta_i} \right| \leq C \eta^{-2s} \varepsilon^{-d}.$$

Finally, if we take $\varepsilon = \min\{1/\sqrt[4]{N}, 1/d\}$ for large N, d , we conclude

$$\left| \frac{\partial L_{\geq}(\theta, \eta)}{\partial \theta_i} \right| \leq C \max\{N, d^d\} \eta^{-2s} \quad (\text{D.18})$$

as desired.

Now all we have to do is to bound the L^∞ -norm in Eq. D.17. Using the simple inequalities

$$\langle \xi \rangle \leq 1 + \|\xi\|, \quad (1 + \|\xi\|)^M \leq C \sum_{|\alpha| \leq M} \|\xi^\alpha\|,$$

and Eq. D.4, Eq. D.1 in turn, we first see

$$\begin{aligned} & \left\| \langle \xi \rangle^{2s} \nabla_{\mathcal{T}_\theta} \ell(\mathcal{T}_\theta \circ \mathcal{A}, g) \cdot \frac{\partial(\mathcal{T}_\theta \circ \mathcal{A})}{\partial \theta_i} \right\|_{L^\infty} \\ & \leq \left\| (1 + \|\xi\|)^{2s} \nabla_{\mathcal{T}_\theta} \ell(\mathcal{T}_\theta \circ \mathcal{A}, g) \cdot \frac{\partial(\mathcal{T}_\theta \circ \mathcal{A})}{\partial \theta_i} \right\|_{L^\infty} \\ & \leq C \sum_{|\alpha| \leq 2s} \left\| \xi^\alpha \nabla_{\mathcal{T}_\theta} \ell(\mathcal{T}_\theta \circ \mathcal{A}, g) \cdot \frac{\partial(\mathcal{T}_\theta \circ \mathcal{A})}{\partial \theta_i} \right\|_{L^\infty} \\ & \leq C \sum_{|\alpha| \leq 2s} \left\| D^\alpha (\nabla_{\mathcal{T}_\theta} \ell(\mathcal{T}_\theta \circ \mathcal{A}, g) \cdot \frac{\partial(\mathcal{T}_\theta \circ \mathcal{A})}{\partial \theta_i}) \right\|_{L^\infty} \\ & \leq C \sum_{|\alpha| \leq 2s} \left\| D^\alpha (\nabla_{\mathcal{T}_\theta} \ell(\mathcal{T}_\theta \circ \mathcal{A}, g) \cdot \frac{\partial(\mathcal{T}_\theta \circ \mathcal{A})}{\partial \theta_i}) \right\|_{L^1}. \end{aligned}$$

By Leibniz's rule we then bound the L^1 -norm in the above as

$$\begin{aligned} & \left\| D^\alpha (\nabla_{\mathcal{T}_\theta} \ell(\mathcal{T}_\theta \circ \mathcal{A}, g) \cdot \frac{\partial(\mathcal{T}_\theta \circ \mathcal{A})}{\partial \theta_i}) \right\|_{L^1} \\ & \leq C \sum_{\substack{|\alpha_1| + |\alpha_2| \\ = |\alpha|}} \left\| D^{\alpha_1} \nabla_{\mathcal{T}_\theta} \ell(\mathcal{T}_\theta \circ \mathcal{A}, g) \cdot D^{\alpha_2} \frac{\partial(\mathcal{T}_\theta \circ \mathcal{A})}{\partial \theta_i} \right\|_{L^1}. \end{aligned}$$

When $|\alpha| \leq s - 1$, $|\alpha_1| \leq s$ and $|\alpha_2| + 1 \leq s$, and then the L^1 -norm in the right-hand side is generally finite since $\sigma \in W^{s, \infty}(\mathbb{R})$, $g \in W^{2s, \infty}(\mathbb{R}^d)$, and the L^1 -norm may be taken over the compact domain Ω ; for example, $\ell(\mathcal{T}_\theta \circ \mathcal{A}, g)(x) = \|(\mathcal{T}_\theta \circ \mathcal{A})(x) - g(x)\|^2$ and

$$\nabla_{\mathcal{T}_\theta} \ell(\mathcal{T}_\theta \circ \mathcal{A}, g)(x) = 2((\mathcal{T}_\theta \circ \mathcal{A})(x) - g(x))$$

for mean-squared error loss. Since $(\mathcal{T}_\theta \circ \mathcal{A})(x)$ is expressed as compositions of σ , the regularity of $\nabla_{\mathcal{T}_\theta} \ell(\mathcal{T}_\theta \circ \mathcal{A}, g)(x)$ is exactly determined by that of σ and g . Namely,

$$\nabla_{\mathcal{T}_\theta} \ell(\mathcal{T}_\theta \circ \mathcal{A}, g) \in W^{s, \infty}(\mathbb{R}^d), \quad \mathcal{T}_\theta \circ \mathcal{A} \in W^{s, \infty}(\mathbb{R}^d), \quad (\text{D.19})$$

from which the L^1 -norm taken over the compact domain Ω is finite since $|\alpha_1| \leq s$ and $|\alpha_2| + 1 \leq s$.

On the other hand, when $s \leq |\alpha| \leq 2s$ we set $|\alpha| = s + j$ with $0 \leq j \leq s$. Firstly, if $0 \leq |\alpha_1| \leq s$ (and so $j \leq |\alpha_2| \leq s + j$ since $|\alpha| = |\alpha_1| + |\alpha_2|$), then we bound

$$\begin{aligned} & \left\| D^{\alpha_1} \nabla_{\mathcal{T}_\theta} \ell(\mathcal{T}_\theta \circ \mathcal{A}, g) \cdot D^{\alpha_2} \frac{\partial(\mathcal{T}_\theta \circ \mathcal{A})}{\partial \theta_i} \right\|_{L^1} \\ & \leq \left\| D^{\alpha_1} \nabla_{\mathcal{T}_\theta} \ell(\mathcal{T}_\theta \circ \mathcal{A}, g) \right\|_{L^\infty} \left\| D^{\alpha_2} \frac{\partial(\mathcal{T}_\theta \circ \mathcal{A})}{\partial \theta_i} \right\|_{L^1}. \end{aligned}$$

Here, by Eq. D.19, the L^∞ -norm in the right-hand side is finite since $|\alpha_1| \leq s$, while the finiteness of L^1 -norm follows from the fact that $D^\beta \sigma \in L^1(\mathbb{R})$ where $|\beta| = |\alpha_2| + 1$. This fact is indeed valid for general activation functions such as

ReLU, eLU, tanh and sigmoid since the L^1 -norm may be taken over the compact domain Ω . Finally, if $s + 1 \leq |\alpha_1| \leq s + j$ (and so $0 \leq |\alpha_2| \leq j - 1$), then we bound this time

$$\begin{aligned} & \left\| D^{\alpha_1} \nabla_{\mathcal{T}_\theta} \ell(\mathcal{T}_\theta \circ \mathcal{A}, g) \cdot D^{\alpha_2} \frac{\partial(\mathcal{T}_\theta \circ \mathcal{A})}{\partial \theta_i} \right\|_{L^1} \\ & \leq \left\| D^{\alpha_1} \nabla_{\mathcal{T}_\theta} \ell(\mathcal{T}_\theta \circ \mathcal{A}, g) \right\|_{L^1} \left\| D^{\alpha_2} \frac{\partial(\mathcal{T}_\theta \circ \mathcal{A})}{\partial \theta_i} \right\|_{L^\infty}. \end{aligned}$$

Here, the L^∞ -norm in the right-hand side is finite by Eq. D.19 since $|\alpha_2| + 1 \leq j \leq s$. The finiteness of L^1 -norm also comes from $D^\beta \sigma \in L^1(\mathbb{R})$ and $D^\beta g \in L^1(\mathbb{R}^d)$ with $s + 1 \leq |\beta| \leq 2s$ which are valid generally as above.

We close the proof with a remark that the bound Eq. D.18 is valid with η^{-s} if $g \in W^{s, \infty}(\mathbb{R}^d)$ has the same regularity as that of the activation function. This can be shown in the same way with a slight modification.