

# Fast persistent homology computation for functions on $\mathbb{R}$

Marc Glisse\*

January 13, 2023

## Abstract

0-dimensional persistent homology is known, from a computational point of view, as the easy case. Indeed, given a list of  $n$  edges in non-decreasing order of filtration value, one only needs a union-find data structure to keep track of the connected components and we get the persistence diagram in time  $O(n\alpha(n))$ . The running time is thus usually dominated by sorting the edges in  $\Theta(n \log(n))$ . A little-known<sup>1</sup> fact is that, in the particularly simple case of studying the sublevel sets of a piecewise-linear function on  $\mathbb{R}$  or  $\mathbb{S}^1$ , persistence can actually be computed in linear time. This note presents a simple algorithm that achieves this complexity. An implementation will soon be available in Gudhi [1].

## 1 Main idea

The piecewise-linear (PL) function  $f : \mathbb{R} \rightarrow \mathbb{R}$  is defined by its image at each vertex, represented as an array  $\mathcal{A}$ . Usual algorithms first replace this with a lower-star filtration defined on a path graph (which is a special case of simplicial complex and cubical complex). However, this is not needed for our approach which works at the level of PL functions until the end.

We call a *pattern* several consecutive elements in an array whose values have the same order as the name of the pattern. For instance, if  $\mathcal{A}[i+1] < \mathcal{A}[i+2] < \mathcal{A}[i]$ , we have a pattern 312.

Note that if we have two identical consecutive values (pattern 11), it is fine to keep only one, this does not affect the persistence diagram. Also, for two (not necessarily consecutive) identical values, the stability theorem tells us that it is fine to simulate simplicity by assuming for instance that the second one is larger, so we do not need to consider patterns like 121 but only 132 or 231. The last trivial remark is that in a pattern 123, we can drop the 2. In particular, we only need to handle sequences of alternating local minima and local maxima.

The main ingredient is that when we see a pattern 1324 (or its symmetric 4231), the elements represented by 2 and 3 in the pattern define a pair in the persistence diagram. Indeed, looking at the sublevel sets, a connected component appears at 2, and at 3 it merges with an older component that has existed

---

\*[marc.glisse@inria.fr](mailto:marc.glisse@inria.fr). Université Paris-Saclay, CNRS, Inria, Laboratoire de Mathématiques d'Orsay, 91405, Orsay, France.

<sup>1</sup>I would welcome a good reference, I wrote this note because I failed to locate one.

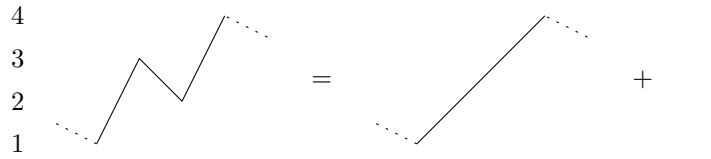


Figure 1: Pattern 1324 and its reduction.

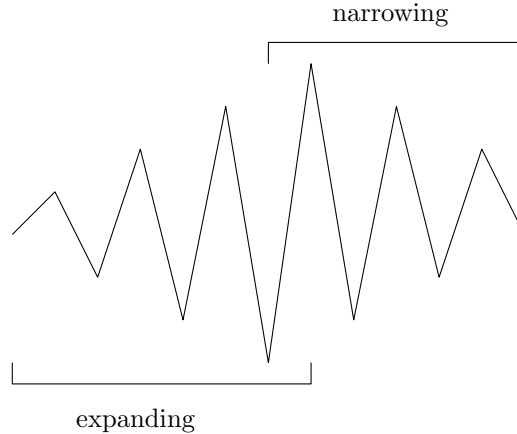


Figure 2: A 2-phase sequence.

since at least 1. We can thus remove those two elements, 4 now directly follows 1, and the persistence diagram of the reduced array plus the pair  $(2, 3)$  is equal to the persistence diagram of the original array, see Figure 1.

After reducing the sequence based on those remarks, we are left with a sequence with no 123, 321, 1324 or 4231 pattern. It is easy to see that such a sequence has a very specific *2-phase* shape depicted in Figure 2: it alternates between local minima and local maxima, in a first *expanding* phase the maxima are increasing and the minima decreasing, and in a second *narrowing* phase the maxima are decreasing and the minima increasing (of course one of the phases may be empty). Indeed, as soon as we see a pattern 132, the next element can be neither lower than 2 (pattern 321) nor higher than 3 (pattern 1324), so the triple that follows and shares 2 elements with 132 can only follow the pattern 312. Similarly, 312 can only be followed by 132, and the narrowing pattern only stops at the end of the sequence. The expanding phase is symmetric to the narrowing one, and we only need to notice that 2 consecutive local minima must be in a pattern 132 or 231 to conclude.

The extremities also provide some opportunities. For instance if the sequence starts with 21, we can remove 2. If it starts with 231, we can pair off 2 and 3, remove them and start the sequence at 1. Symmetric operations are possible at the other extremity. This is sufficient to reduce a 2-phased sequence as obtained above to just one point, the global minimum, and we have the whole persistence diagram.

To apply these operations efficiently, we propose adding the values one by one from left to right, maintaining a reduced sequence with the invariant that it has a narrowing pattern and starts by 12 (unless it is reduced to a single

value). This invariant is equivalent to the absence of patterns 123, 321, 1324 and 4231, and of patterns 21 and 231 at the beginning. With every new value, we check if appending it breaks the invariant, or equivalently if a simplification involving the new element is possible, and we simplify until the invariant is restored. After processing the whole input, and after removing the last element in case the reduced sequence ends in 12, we can just pair and remove the last 2 elements (terminating 132 pattern) recursively until only 1 element remains. Since we only go back when removing elements, the amortized complexity per element is constant and the whole algorithm takes linear time.

## 2 Function on a circle

For a PL function defined on the circle  $\mathbb{S}^1$ , we do not have extremities at which we could simplify, but that is unnecessary, since removing the patterns 123/321 and 1324/4231 is sufficient to get down to just 2 values. Indeed, without 123 and 321, the sequence has an even length and alternates between local minima and maxima. If the sequence has length at least 4, 2 consecutive minima are involved in a pattern 132 or 231. By symmetry, we assume there is a pattern 132. As in the line case, when a narrowing pattern starts, it cannot end until the end of the sequence. However, on a circle, the sequence is periodic and does not end. In particular, it reaches this 1 again. In a narrowing sequence, the minima increase, so when we reach 1 again, it must be larger than 2, a contradiction.

From an algorithmic point of view, we can cut the circle at an arbitrary point, make a first pass to get a 2-phase pattern, then reconnect the 2 extremities and simplify at the junction until we have only 2 values left. It may be convenient to use the global minimum (or maximum, or both) as initial cutting point, although it does not change the linear complexity.

## 3 Parallelism

Although we expect this approach is fast enough in practice not to require parallelization, it is tempting to try it. We can split the segment into smaller segments, simplify each of them to a 2-phase shape in parallel, and collect the pairs the simplifications find. And we can iterate, possibly using the point where the phase changes (the minimum) inside each segment as the new splitting points, or merging adjacent segments. For a fairly nice function, this should reduce the sequence significantly and let us finish sequentially. However, if for instance the input already has a narrowing shape from the beginning, the parallel phases will do almost nothing. This is then just a heuristic. There is little hope of a perfectly parallel algorithm because of the non-locality of persistent homology, Figure 3 shows that for a narrowing shape, adding at the end a very large or very small value can change the pairing of all the points.

## References

- [1] The GUDHI Project. *GUDHI User and Reference Manual*. GUDHI Editorial Board. URL: <https://gudhi.inria.fr/doc/latest/>.

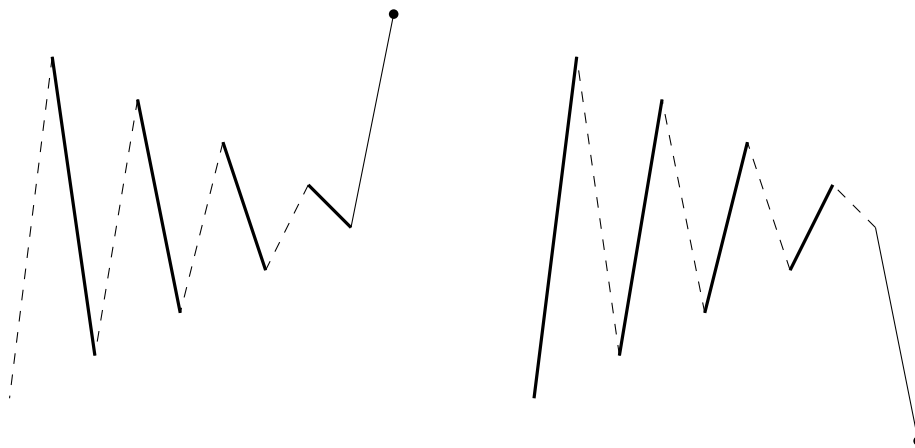


Figure 3: Non-locality: the last element may determine the pairing of all the other points.