

# A Quantum Algorithm for Shapley Value Estimation

Iain Burge<sup>1\*</sup>, Michel Barbeau<sup>1</sup> and Joaquin Garcia-Alfaro<sup>2,1</sup>

<sup>1\*</sup>School of Computer Science, Carleton University, Colonel By Dr., Ottawa, K1S 5B6, Ontario, Canada.

<sup>2</sup>Samovar, Télécom SudParis, Institut Polytechnique de Paris, Palaiseau, 91120, France.

\*Corresponding author(s). E-mail(s):

[IainBurge@cmail.carleton.ca](mailto:IainBurge@cmail.carleton.ca);

Contributing authors: [barbeau@scs.carleton.ca](mailto:barbeau@scs.carleton.ca);

[joaquin.garcia\\_alfaro@telecom-sudparis.eu](mailto:joaquin.garcia_alfaro@telecom-sudparis.eu);

## Abstract

The introduction of the European Union’s (EU) set of comprehensive regulations relating to technology, the General Data Protection Regulation, grants EU citizens the right to explanations for automated decisions that have significant effects on their life. This poses a substantial challenge, as many of today’s state-of-the-art algorithms are generally unexplainable black boxes. Simultaneously, we have seen an emergence of the fields of quantum computation and quantum AI. Due to the fickle nature of quantum information, the problem of explainability is amplified, as measuring a quantum system destroys the information. As a result, there is a need for post-hoc explanations for quantum AI algorithms. In the classical context, the cooperative game theory concept of the Shapley value has been adapted for post-hoc explanations. However, this approach does not translate to use in quantum computing trivially and can be exponentially difficult to implement if not handled with care. We propose a novel algorithm which reduces the problem of accurately estimating the Shapley values of a quantum algorithm into a far simpler problem of estimating the true average of a binomial distribution in polynomial time.

**Keywords:** Quantum Computing, Cooperative Game Theory, Explainable AI, Quantum AI

# 1 Introduction

## 1.1 Background

With the introduction of the European Union’s set of comprehensive regulations relating to technology, the General Data Protection Regulation (GDPR), there has been a massive shift in the world of AI. Specifically in our case, the GDPR has provided EU citizens a right to explanation [1]. This poses a substantial challenge, as many of today’s state of the art algorithms, such as Deep learning models, are generally black boxes [2]. Meaning that even the developers of AI models usually have no way of actually understanding the decisions of their models. There are two paths one can take to rectify the new need for model explanations, either by making models inherently interpretable, or by coming up with post-hoc explanations for our black-box models. One more recent axiomatic strategy for post-hoc explainability is based on the game theory concept of the Shapley value which is a powerful measure of contribution [3]. However, direct calculation of Shapley values is an NP-hard problem [4, 5], and outside of specific problems types, sampling is the only option for approximating Shapley values [6].

On the other hand we have the emergence of quantum algorithms and quantum machine learning (QML) [7]. Quantum computers are at least naively resistant to explanation, as the even measuring the internal state destroys most of the information within it. Combining this with techniques like deep reinforcement learning with variational quantum circuits [8] makes interpretability seem impossible.

## 1.2 Problem Statement

Inherently interpretable models would likely be best [2], as an explanation of an interpretable model is guaranteed to be correct. However, much of the research and work in AI over the past couple decades have been into black box models, and many of the benefits of QML may not be possible to implemented in an interpretable fashion. Ideally, we do not want to throw away all of the previous black box research, so there is value in implementing and improving post-hoc explanation methods.

Current solutions to post-hoc explanations would be unintuitive, or unwieldy to apply in the context of quantum computers. We explore a native quantum solution to post-hoc explainability using Shapley value approximation, where the function itself is approximated.

## 1.3 Results

We develop a flexible framework for global evaluation of input factors in quantum circuits which approximates the Shapley values of such factors. Our framework increases circuit complexity by an additional roughly  $O(n \log n)$  c-not gates, with a total increase in circuit depth of  $O(n)$ , where  $n$  is the number

of factors. The change in space complexity for global evaluations is an additional  $O(\log n)$  qubits over the circuit being evaluated. This is in stark contrast to the  $O(2^n)$  assessments needed to directly assess the Shapley values under the general case.

## 2 Background

### 2.1 Shapley Values

#### 2.1.1 Cooperative Game Theory

Cooperative game theory is the study of coalitional games.

**Definition 1** A *coalitional game* can be described as the tuple  $G = (F, V)$ , wherein  $F = \{1, 2, \dots, N\}$  is a set of  $N$  players.  $V$  is a value function with  $V(S) \in \mathbb{R}$  representing the value of a given coalition  $S \subseteq F$ , with the restriction that  $V(\emptyset) = 0$ .

**Definition 2** Given a game  $G = (F, V)$ ,  $F = \{1, 2, \dots, N\}$ , a *payoff vector*  $\Phi(G)$  is a vector of length  $N$ , which describes the utility  $\Phi(G)_i$  of player  $i$ . A payoff vector is determined by the value function, where player  $i$ 's payoff value  $\Phi(G)_i$  is determined by how  $V(S)$   $S \subseteq F$  is effected by  $i$ 's inclusion or exclusion from  $S$  for any possible  $S$ .

There are various solution concepts that construct these payoff vectors (or sets of payoff vectors) [9]. In this paper, we are most interested in Shapley values.

#### 2.1.2 Shapley Values

In the early 50s, Shapley introduced a new solution concept to determine resource allocation in cooperative games which we now denote the Shapley value. It was unique in that it returned a single unique payoff vector, which was thought to be potentially untenable at the time [10].

The Shapley value can be derived by the use of one of several sets of axioms, in our case we use the following four. Suppose we have games  $G = (F, V)$  and  $G' = (F, V')$ ,  $F = \{1, 2, \dots, N\}$ , and a payoff vector  $\Phi(G)$ , then:

1. Efficiency: The sum of all utility is equal to the utility of the grand coalition

$$\sum_{i=1}^N \Phi(G)_i = V(F)$$

2. Equal Treatment: Players  $i, j$  are said to be symmetrical if  $\forall_{S \subseteq F, i, j \notin S} [V(S \cup \{i\}) = V(S \cup \{j\})]$ . If  $i$ , and  $j$  are symmetric in  $G$ , then they are treated equally:

$$\Phi(G)_i = \Phi(G)_j$$

3. Null Player: If player  $i$  satisfies  $\forall_{S \in F, i \notin S} [V(S) = V(S \cup \{i\})]$ , then  $i$  is a null player. If  $i$  is a null player then:

$$\Phi(G)_i = 0$$

4. Additivity: If a player is in two games the Shapley values between the two games is additive:

$$\Phi(G + G')_i = \Phi(G)_i + \Phi(G')_i$$

Where a game  $G + G'$  is defined as  $G = (F, V + V')$ , and  $(V + V')(S) = V(S) + V'(S)$ ,  $S \subseteq F$ .

Amazingly, these axioms lead to a single unique and quite intuitive division of utility [10]. Even more, the Shapley value of  $i$  turns out to be the expected marginal contribution to a random coalition  $S \subseteq F \setminus \{i\}$ , where marginal contribution =  $V(S \cup \{i\}) - V(S)$ . This can be interpreted as a *fair* division of utility [11].

### 2.1.3 Direct Calculation

It can be shown that the following equation gives us the payoff vector for the Shapley value solution concept, which we will call Shapley values [12, 13].

**Definition 3** Let  $G = (F, V)$ , for simplicity sake, we will now write  $\Phi(G)_i$  as  $\Phi_i$ . Then, the Shapley value of the  $i^{th}$  factor  $\Phi_i$  can be described as:

$$\Phi_i = \sum_{S \subseteq F \setminus \{i\}} \gamma(|F \setminus \{i\}|, |S|) \cdot (V(S \cup \{i\}) - V(S))$$

Where,

$$\gamma(n, m) = \frac{1}{\binom{n}{m}(n+1)} = \frac{m!(n-m)!}{(n+1)!}$$

The Shapley value can be interpreted as a weighted average of contributions. The weights themselves have an intuitive interpretation, the  $\frac{1}{\binom{n}{m}}$  results in each possible size of  $S$  having an equal impact on the final value (since given  $|S| = m$ , there would be  $\binom{n}{m}$  summands contributing to the final value). The  $\frac{1}{n+1}$  averages between the different sizes of  $S$ .

### 2.1.4 Intractability

Unfortunately, in spite of all the desirable attributes of Shapley values it has a major weakness, it can be incredibly costly to compute. With the above formulation one would need to assess  $V$  with  $2^{|F \setminus \{i\}|}$  different subsets. In general, except for very specific circumstances, there seems to be no clever solutions or reformulations either. Deterministically Computing Shapley values in the context of weighted voting games has been shown to be NP-complete [4,

5]. Considering voting games are some of the most simple cooperative games, this result does not bode well for more complex scenarios. In the context of Shapley values for machine learning, it has also been shown that calculation of Shapley values are not tractable for even regression models [14]. It was also proven that in an empirical setting finding Shapley values is exponential [15].

## 2.2 Explainable AI

The importance of eXplainable AI (XAI) is multifaceted, on the one hand, actually understanding a model's reasoning allows for more robustness. This can be intuited simply with the following thought experiment: imagine implementing a traditional program without being able to understand what the computer is doing, where it is literally impossible to debug. If by some miracle you were able to get it working, it certainly would not be robust to edge cases. This is more or less the situation data scientists and engineers are in while developing large black box models, they are stuck with at best naive and heuristic strategies for debugging, without a good way of understanding what the model is doing or why. XAI, in particular post-hoc explanations can serve as a critical debugging tool [16, 17]. On the other hand in important, potentially life altering applications such as medicine, loan decisions, law, and various other critical fields we can not afford to rely on AI which we don't understand. This is not only because of the recent legislative shift with the GDPR [18], but for the obvious moral and practical reasons.

## 3 Theory

### 3.1 Shapley Values and the Beta Function

In this subsection, the relationship between the beta function and Shapley values is explored.

Given a game with a set of  $F$  players, a subset  $S \subseteq F$ , and a player  $i$ , we have,

**Definition 4** Let  $n = |F \setminus \{i\}|$ , and  $m = |S|$ . We denote the weights used to calculate the Shapley value in the weighted average as:

$$\gamma(n, m) = \frac{m!(n-m)!}{(n+1)!} = \frac{1}{\binom{n}{m}(n+1)}$$

**Definition 5** Denote a function closely related to the beta function as:

$$B_{\alpha, \beta} = \int_0^1 x^{\beta} (1-x)^{\alpha-\beta} dx, \quad 0 \leq \beta \leq \alpha, \quad \alpha, \beta \in \mathbb{N}.$$

We will refer to this function as the special beta function. We also denote,

$$b_{\alpha, \beta}(x) = x^{\beta} (1-x)^{\alpha-\beta}$$

So that  $B_{\alpha, \beta} = \int_0^1 b_{\alpha, \beta}(x) dx$ .

**Lemma 1** *We have the following recurrence relationship:*

$$B_{\alpha,\beta} = \frac{\beta}{\alpha - (\beta - 1)} B_{\alpha,\beta-1}$$

$$B_{\alpha,0} = B_{\alpha,\alpha} = \frac{1}{\alpha + 1}$$

*Proof* Case 1,  $\beta = 0$  or  $\alpha$ :

$$B_{\alpha,0} = \int_0^1 (1-x)^\alpha dx = -\frac{(1-x)^{\alpha+1}}{\alpha+1} \Big|_0^1 = \frac{1}{\alpha+1}$$

a nearly identical calculation can be used to show  $B_{\alpha,\alpha} = \frac{1}{\alpha+1}$ .

Case 2,  $0 < \beta < \alpha$ :

$$\begin{aligned} B_{\alpha,\beta} &= \int_0^1 x^\beta (1-x)^{\alpha-\beta} dx \\ &= \frac{x^\beta (1-x)^{\alpha-(\beta-1)}}{\alpha - (\beta - 1)} \Big|_0^1 - \int_0^1 \frac{-\beta}{\alpha - (\beta - 1)} x^{\beta-1} (1-x)^{\alpha-(\beta-1)} dx \\ &= 0 + \frac{\beta}{\alpha - (\beta - 1)} \int_0^1 x^{\beta-1} (1-x)^{\alpha-(\beta-1)} dx \\ &= \frac{\beta}{\alpha - (\beta - 1)} B_{\alpha,\beta-1} \end{aligned}$$

□

**Theorem 2** *The B function is equivalent to the Shapley weight function  $\gamma$ :*

$$B_{n,m} = \gamma(n, m), \quad 0 \leq m \leq n, \quad m, n \in \mathbb{N}$$

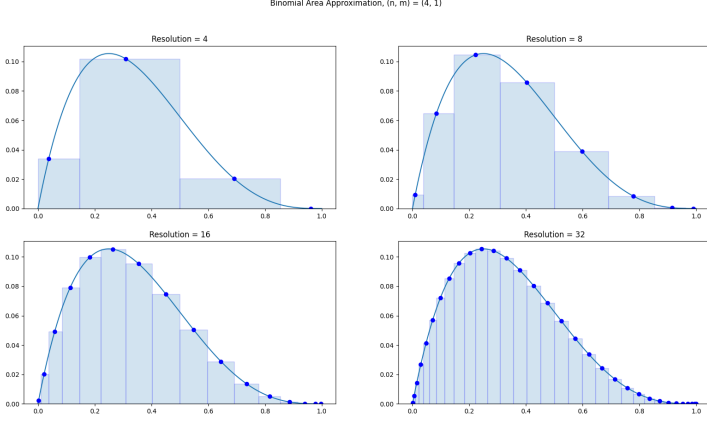
*Proof* Fix  $n$ , we proceed by induction.

Base case,  $m = 0$ : then  $B_{n,0} = \frac{1}{n+1} = \gamma(n, 0)$ , thus the base case holds.

Inductive step: suppose  $B_{n,k} = \gamma(n, k)$ ,  $k \in \mathbb{N}$ , we need to show  $B_{n,k+1} = \gamma(n, k+1)$ ,  $0 \leq k < \alpha$ :

$$\begin{aligned} B_{n,k+1} &= \frac{k+1}{n-k} B_n(k) \\ &= \frac{k+1}{n-k} \gamma(n, k) \\ &= \frac{k+1}{n-k} \cdot \frac{k!(n-k)!}{(n+1)!} \\ &= \frac{(k+1)!(n-(k+1))!}{(n+1)!} \\ &= \gamma(n, k+1) \end{aligned}$$

□



**Fig. 1** Visual representation of the special beta function being approximated using Darboux integrals and our novel partition.

To summarize, we have shown that our formulation of the beta function is equivalent to the Shapely value weight function over our domain.

## 3.2 Approximating the Special Beta Function

In this section, we will be going through the task of showing that we can approximate the beta function using fairly unusual partitions. Though it may not be immediately obvious, our partition definition is extremely convenient for a quantum implementation. For the moment, it is sufficient to understand this section as pursuing a single goal: showing that our partition can be used to approximate the area under  $b_{n,m}$  over range  $[0, 1]$ , which is equal to the special beta function. In fact, we will show that we can estimate  $B_{n,m}$  with arbitrary accuracy.

For a visual representation of our goal, we will be estimating the area under  $b_{n,m}$  over range  $[0, 1]$  using our strange partition for a Darboux integral as can be seen with various resolutions in Figure 1.

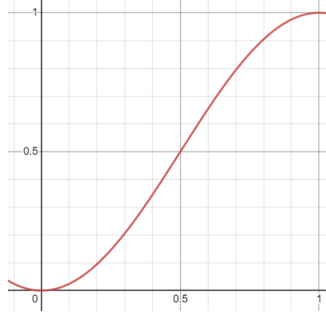
### 3.2.1 Partition

To begin, we consider a simple function, which, as we will see in later parts, is extremely natural in the quantum context.

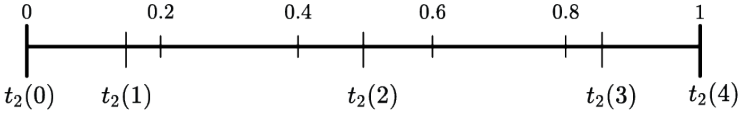
*Remark 1* Consider the following function from the real numbers in the range  $0 \leq x \leq 1$  to the reals such that:

$$\sin^2\left(\frac{\pi}{2}x\right) \quad (1)$$

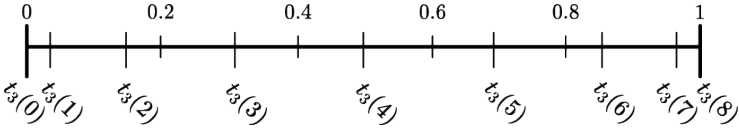
As can be seen in Figure 2,  $\sin^2\left(\frac{\pi}{2}x\right)$  is clearly monotonic and bijective from the domain  $[0, 1]$  to the range  $[0, 1]$ .



**Fig. 2** Graph of function  $\sin^2\left(\frac{\pi}{2}x\right)$ .



**Fig. 3** Visualization of Partition  $P_\ell$ ,  $\ell = 2$ .



**Fig. 4** Visualization of Partition  $P_\ell$ ,  $\ell = 3$ .

**Definition 6** Let  $\ell$  be a non-negative integer, and let  $P_\ell = (t_\ell(0), t_\ell(1), \dots, t_\ell(2^\ell - 1), t_\ell(2^\ell))$  be a partition of the interval  $[0, 1]$  where,

$$t_\ell(k) = \sin^2\left(\frac{\pi}{2} \cdot \frac{k}{2^\ell}\right)$$

Note that  $t_\ell(x)$  can be interpreted as a discretized version of the function in Remark 1, where instead of  $x \in [0, 1]$ , we have  $x \in \left\{\frac{k}{2^\ell} : k \in \mathbb{N}\right\} \subset [0, 1]$  for some fixed  $\ell$ .

*Remark 2*  $P_{\ell+1}$  is a refinement of  $P_\ell$ .

*Example 1* In Figures 3 and 4, we can see concrete examples of how  $t_\ell(k)$  partitions the interval  $[0, 1]$ . Note that  $P_3$  has a point corresponding to each point in  $P_2$ . Specifically,

$$t_2(i) = t_3(2i), \quad i \in \mathbb{N}$$

This behaviour is due to the aforementioned refinement relationship between  $P_\ell$  and  $P_{\ell+1}$ . It is also worth noting how  $P_3$ 's intervals can be viewed as the intervals in  $P_2$  split in two.



**Lemma 3** We have the following properties for the function  $t_\ell(k)$ :

1. This represents a kind of symmetry with respect to  $k = 2^{\ell-1}$

$$t_\ell(k) = 1 - t_\ell(2^\ell - k)$$

2.

$$t_\ell(k) = t_{\ell+1}(2k)$$

*Proof* Property 1:

$$\begin{aligned} t_\ell(2^\ell - k) &= \sin^2 \left( \frac{\pi}{2} \cdot \left( \frac{2^\ell - k}{2^\ell} \right) \right) \\ &= \sin^2 \left( \frac{\pi}{2} \cdot \left( 1 - \frac{k}{2^\ell} \right) \right) \\ &= \sin^2 \left( \frac{\pi}{2} \cdot \left( -\frac{k}{2^\ell} \right) + \frac{\pi}{2} \right) \\ &= \cos^2 \left( \frac{\pi}{2} \cdot \left( -\frac{k}{2^\ell} \right) \right) && \left( \cos(x) = \sin \left( x + \frac{\pi}{2} \right) \right) \\ &= \cos^2 \left( \frac{\pi}{2} \cdot \frac{k}{2^\ell} \right) && \left( \cos(x) = \cos(-x) \right) \\ &= 1 - \sin^2 \left( \frac{\pi}{2} \cdot \frac{k}{2^\ell} \right) && \left( \cos^2(x) = 1 - \sin^2(x) \right) \\ &= 1 - t_\ell(k) \end{aligned}$$

Property 2:

$$t_{\ell+1}(2k) = \sin^2 \left( \frac{\pi}{2} \cdot \frac{2k}{2^{\ell+1}} \right) = \sin^2 \left( \frac{\pi}{2} \cdot \frac{k}{2^\ell} \right) = t_\ell(k)$$

□

It will be useful to define a width for each sub-interval  $[t_\ell(k), t_\ell(k+1)]$ .

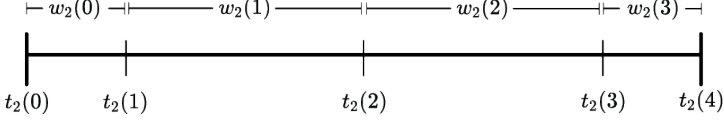
**Definition 7** We denote the width of a sub-interval  $[t_\ell(k), t_\ell(k+1)]$  in a partition  $P_\ell$  as:

$$w_\ell(k) = t_\ell(k+1) - t_\ell(k)$$

$w_\ell(k)$  can be interpreted as a function from  $k \in \mathbb{N}, 0 \leq k \leq 2^\ell - 1$ , to  $\mathbb{R}$ . This width varies with respect to both  $k$  and  $\ell$ , where  $\ell$  increasing decreases  $w_\ell(k)$ , and middling values of  $k$  maximize  $w_\ell(k)$  as is apparent in Figures 1 and 5.

*Example 2* In Figure 5, we can see a visual representation of  $w_2(k)$  for  $k = 0, 1, 2, 3$ .

When refining our partition from  $P_\ell$  to  $P_{\ell+1}$ , each sub-interval,  $[t_\ell(k), t_\ell(k+1)]$ , is split into two,  $[t_{\ell+1}(2k), t_{\ell+1}(2k+1)]$  and



**Fig. 5** Visualization of  $w_2(k)$ ,  $k = 0, 1, 2, 3$  over partition  $P_2$

$[t_{\ell+1}(2k+1), t_{\ell+1}(2k+2)]$  (recall, by lemma 3 property 2,  $t_{\ell}(k) = t_{\ell+1}(2k)$ ). The relative sizes between the original sub-interval and the new ones are of critical importance.

**Definition 8** The previous-to-new-left-interval-ratio  $\rho$  is defined as:

$$\rho_{\ell-1}(k) = \frac{w_{\ell}(2k)}{w_{\ell}(2k) + w_{\ell}(2k+1)}$$

$\rho_{\ell-1}(k)$  can also be interpreted as a function with  $k \in \mathbb{N}$ ,  $0 \leq k \leq 2^{\ell} - 1$

$\rho_{\ell-1}(k)$  represents how the sizes of intervals are modified during a refinement from  $P_{\ell-1}$  to  $P_{\ell}$ .

*Remark 3* The previous-to-new-left-interval-ratio  $\rho$  can equivalently be represented as:

$$\rho_{\ell-1}(k) = \frac{t_{\ell}(2k+1) - t_{\ell}(2k)}{t_{\ell}(2k+2) - t_{\ell}(2k)} = \frac{w_{\ell}(2k)}{w_{\ell-l}(k)}$$

*Example 3* Let us consider  $P_1$  equal to the partition  $(0, 0.5, 1)$ . When we refine to  $P_2$ , the first interval,  $\text{interval}_{\text{old}} = [0, 0.5]$  of  $P_1$  is split into two new intervals,  $\text{interval}_{\text{left}} = [0, 0.15]$  and  $\text{interval}_{\text{right}} = [0.15, 0.5]$  (note that  $\text{interval}_{\text{old}} = \text{interval}_{\text{left}} \cup \text{interval}_{\text{right}}$ ). Consequently, the previous-to-new-left-interval-ratio  $\rho_1(0)$  is equal to  $\frac{w_2(0)}{w_2(0) + w_2(1)}$  which is approximately 0.3, see Figure 5.  $\rho_1(0)$  represents the relative size of the new left interval,  $\text{interval}_{\text{left}} = [0, 0.15]$  compared to the old interval  $\text{interval}_{\text{old}} = [0, 0.5]$ .

**Corollary 3.1** The first partition refinement  $P_0 \rightarrow P_1$  splits the interval in two parts, which happen to be equal sizes.

$$\rho_0(0) = \frac{1}{2}$$

This can be verified easily though basic calculation.

**Lemma 4** As our partition approaches infinite density, the leftmost interval  $[0, b]$  is split into two pieces,  $[0, a]$  and  $[a, b]$ ,  $a$  approaches  $\frac{b}{4}$ . Equivalently,

$$\lim_{\ell \rightarrow \infty} \rho_{\ell-1}(0) = \frac{1}{4}$$

*Proof*

$$\lim_{\ell \rightarrow \infty} \rho_{\ell-1}(0) = \frac{t_{\ell}(1) - t_{\ell}(0)}{t_{\ell}(2) - t_{\ell}(0)} = \lim_{\ell \rightarrow \infty} \frac{\sin^2\left(\frac{\pi}{2} \cdot \frac{1}{2^{\ell}}\right)}{\sin^2\left(\frac{\pi}{2} \cdot \frac{2}{2^{\ell}}\right)} = \lim_{\ell \rightarrow \infty} \frac{\left(\frac{\pi}{2} \cdot \frac{1}{2^{\ell}}\right)^2}{\left(\frac{\pi}{2} \cdot \frac{2}{2^{\ell}}\right)^2} = \frac{1}{4}$$

□

**Lemma 5**  $\rho_{\ell}(0)$  monotonically decreases as  $\ell$  increases, for  $\ell \geq 0$ .

*Proof* Let  $x = \frac{2}{\pi} 2^{\ell}$ . Then,

$$\rho_{\ell-1}(0) = \frac{t_1^{\ell} - t_0^{\ell}}{t_2^{\ell} - t_0^{\ell}} = \frac{\sin^2\left(\frac{\pi}{2} \cdot \frac{1}{2^{\ell}}\right) - \sin^2(0)}{\sin^2\left(\frac{\pi}{2} \cdot \frac{2}{2^{\ell}}\right) - \sin^2(0)} = \frac{\sin^2(\frac{1}{x})}{\sin^2(\frac{2}{x})}$$

Define  $h(x) = \frac{\sin^2(\frac{1}{x})}{\sin^2(\frac{2}{x})}$ ,  $x \in [\frac{2}{\pi}, \infty)$ , our result will hold if  $h(x)$  decreases monotonically as  $x$  increases over its domain. This is true when  $\frac{d}{dx}h(x) < 0$ . We have,

$$\frac{d}{dx}h(x) = -\frac{2\sin\left(\frac{1}{x}\right)\left(\cos\left(\frac{1}{x}\right)\sin\left(\frac{2}{x}\right) - 2\sin\left(\frac{1}{x}\right)\cos\left(\frac{2}{x}\right)\right)}{\sin^3\left(\frac{2}{x}\right)x^2}$$

Note that for  $x \geq \frac{2}{\pi}$ :

$$\frac{2\sin\left(\frac{1}{2x}\right)}{\sin^3\left(\frac{2}{x}\right)x^2} > 0$$

Thus,  $\frac{d}{dx}h(x) < 0$  when,

$$\cos\frac{1}{x}\sin\frac{2}{x} - 2\sin\frac{1}{x}\cos\frac{2}{x} > 0$$

We can continue as follows, using the double angle identities:

$$\begin{aligned} \cos\frac{1}{x}\sin\frac{2}{x} - 2\sin\frac{1}{x}\cos\frac{2}{x} &= \cos\frac{1}{x}\left(2\sin\frac{1}{x}\cos\frac{1}{x}\right) - 2\sin\frac{1}{x}\left(\cos^2\frac{1}{x} - 1\right) \\ &= 2\sin\frac{1}{x}\cos^2\frac{1}{x} - 2\sin\frac{1}{x}\cos^2\frac{1}{x} + 2\sin\frac{1}{x} \\ &= 2\sin\frac{1}{x} \\ &> 0 \end{aligned}$$

This is trivially true for  $x \geq \frac{2}{\pi}$ . Hence,  $\frac{d}{dx}h(x) < 0$ . As a result  $\rho_{\ell}(0)$  monotonically decreases when  $\ell$  increases. □

**Corollary 5.1** By lemma 3.1,  $\rho_0(0) = \frac{1}{2}$ , and by lemma 4  $\lim_{\ell \rightarrow \infty} \rho_{\ell}(0) = \frac{1}{4}$ . Thus, since  $\rho_{\ell}(0)$  is monotonically decreasing with respect to  $\ell$  (lemma 5), it is clear that  $\rho_{\ell}(0) \in (\frac{1}{4}, \frac{1}{2}]$

**Lemma 6** Similarly, we have  $\rho_\ell(2^\ell - 1) \in [\frac{1}{2}, \frac{3}{4}]$ .

*Proof* Let us begin by showing:

$$\rho_\ell(2^\ell - 1) = 1 - \rho_\ell(0)$$

Plugging in  $2^\ell - 1$ ,

$$\begin{aligned} \rho_\ell(2^\ell - 1) &= \frac{t_\ell(2^\ell - 1) - t_\ell(2^\ell - 2)}{t_\ell(2^\ell) - t_\ell(2^\ell - 2)} \\ &= \frac{(1 - t_\ell(1)) - (1 - t_\ell(2))}{1 - (1 - t_\ell(2))} && \text{(Lemma 3, Property 2)} \\ &= \frac{t_\ell(2) - t_\ell(1)}{t_\ell(2)} \\ &= 1 - \frac{t_\ell(1)}{t_\ell(2)} \\ &= 1 - \rho_\ell(0) \end{aligned}$$

As was shown in corollary 5.1,  $\rho_\ell(0) \in (\frac{1}{4}, \frac{1}{2}]$ , thus  $\rho_\ell(2^\ell - 1) \in [\frac{1}{2}, \frac{3}{4}]$ .  $\square$

So we have figured out the bounds of  $\rho_\ell$  for the extreme values of its domain. The next step will be to show that  $\rho_\ell(k) < \rho_\ell(k + 1)$  for all valid  $k$ . This will give us a chain of inequalities, which will bound all  $\rho$ .

**Lemma 7** The following statement relates an inequality of weights to an inequality of previous-to-new-left-interval-ratios:

$$\frac{w_\ell(2k)}{w_\ell(2k + 1)} < \frac{w_\ell(2k + 2)}{w_\ell(2k + 3)} \iff \rho_{\ell-1}(k) < \rho_{\ell-1}(k + 1)$$

*Proof* Applying some basic algebra,

$$\frac{w_\ell(2k)}{w_\ell(2k + 1)} < \frac{w_\ell(2k + 2)}{w_\ell(2k + 3)} \iff w_\ell(2k)w_\ell(2k + 3) < w_\ell(2k + 2)w_\ell(2k + 1)$$

Adding  $w_\ell(2k)w_\ell(2k + 2)$  ( $> 0$  by remark 4) to both sides results in,

$$w_\ell(2k)w_\ell(2k + 2) + w_\ell(2k)w_\ell(2k + 3) < w_\ell(2k)w_\ell(2k + 2) + w_\ell(2k + 2)w_\ell(2k + 1)$$

Which can be factored into,

$$w_\ell(2k)(w_\ell(2k + 2) + w_\ell(2k + 3)) < w_\ell(2k + 2)(w_\ell(2k) + w_\ell(2k + 1))$$

Rearranging gives,

$$\frac{w_\ell(2k)}{w_\ell(2k) + w_\ell(2k + 1)} < \frac{w_\ell(2k + 2)}{w_\ell(2k + 2) + w_\ell(2k + 3)} \quad (2)$$

Finally, by definition of previous-to-new-left-interval-ratio  $\rho$ ,

$$\rho_\ell(k) < \rho_\ell(k + 1)$$

$\square$

This relation will be helpful in showing  $\rho_{\ell-1}(k) < \rho_{\ell-1}(k+1)$ , as  $w_\ell$  is an easier function to manage.

**Definition 9** Fix  $\ell$ , let us define the following real number extensions of  $t_\ell$ ,  $T(x)$  and  $w_\ell$ ,  $W(x)$ . Where the domains and codomains of  $T(x)$  and  $W(x)$  are  $\mathbb{R}$ .

$$T(x) = \sin^2\left(\frac{\pi}{2} \cdot \frac{x}{2^\ell}\right)$$

and,

$$W(x) = T(x+1) - T(x)$$

where  $x \in [0, 2^\ell - 1]$  is real.

**Corollary 7.1** Fix  $\ell$ . If  $k \in \mathbb{N}$ ,  $0 \leq k \leq 2^\ell$ , then  $T(k) = t_\ell(k)$ , and  $W(k) = w_\ell(k)$ .

With  $w_\ell$  and  $t_\ell$  extended to the real numbers, it is possible to apply tools from calculus, making the next few proofs substantially easier.

*Remark 4* Clearly,  $T(x)$  increases as  $x$  increases. As a result  $W(x) > 0$  for  $x \in [0, 2^\ell - 1]$ .

*Remark 5* With the new function  $W$ , it is possible to extend the expression seen in lemma 7,

$$\frac{W(x)}{W(x+1)} < \frac{W(x+2)}{W(x+3)}, \quad x \in [0, 2^\ell - 1]$$

With corollary 7.1 in mind, it is easy to see that if this relation holds in this extended context, then it will also hold for the relation with  $w_\ell$ .

*Remark 6* The relation can be simplified further by considering,

$$\frac{W(x)}{W(x+1)} < \frac{W(x+1)}{W(x+2)}$$

Assuming this holds for all  $x$ , it is very obvious that,

$$\frac{W(x)}{W(x+1)} < \frac{W(x+1)}{W(x+2)} \Rightarrow \frac{W(x)}{W(x+1)} < \frac{W(x+2)}{W(x+3)}$$

So proving  $\frac{W(x)}{W(x+1)} < \frac{W(x+1)}{W(x+2)}$ , will be sufficient to show  $\rho_\ell(k) < \rho_\ell(k+1)$ .

**Lemma 8** Fix  $\ell$ . The derivative of  $W(x)$  is greater than the derivative of  $W(x+1)$ :

$$\frac{d}{dx}W(x) > \frac{d}{dx}W(x+1) \quad x \in [0, 2^\ell - 1]$$

*Proof* We first find  $\frac{d}{dx}W(x+r)$ , for an arbitrary  $r \in \mathbb{R}$ .

$$\frac{d}{dx}T(x+r) = \frac{d}{dx} \sin^2\left(\frac{\pi}{2} \left(\frac{x+r}{2^\ell}\right)\right)$$

$$\begin{aligned}
&= \frac{d}{dx} \sin^2 \left( \frac{\alpha}{2}(x+r) \right) & \left( \alpha = \frac{\pi}{2^L} \right) \\
&= \alpha \sin(\alpha(x+r))
\end{aligned}$$

Thus, we have  $\frac{d}{dx}W(x+r)$ :

$$\begin{aligned}
\frac{d}{dx}W(x+r) &= \frac{d}{dx}T(x+r+1) - \frac{d}{dx}T(x+r) \\
&= \alpha (\sin(\alpha(x+r+1)) - \sin(\alpha(x+r)))
\end{aligned}$$

Finally, we show:

$$\begin{aligned}
\frac{d}{dx}W(x) &> \frac{d}{dx}W(x+1) &\iff \alpha(\sin(\alpha(x+1)) - \sin(\alpha x)) \\
&> \alpha(\sin(\alpha(x+2)) - \sin(\alpha(x+1))) \\
&\iff 2\sin(\alpha(x+1)) - \sin(\alpha x) - \sin(\alpha(x+2)) > 0
\end{aligned}$$

Let  $u = \alpha x$ ,  $v = \alpha$  then,

$$\begin{aligned}
2\sin(u+v) - \sin(u) - \sin(u+2v) &= 2(\sin u \cos v + \cos u \sin v) - \sin u \\
&\quad - (\sin u \cos 2v + \cos u \sin 2v) \\
&= 2\sin u \cos v + 2\cos u \sin v - \sin u \\
&\quad - \sin u(2\cos^2 v - 1) - \cos u(2\sin v \cos v) \\
&= 2\sin u \cos v + 2\cos u \sin v - \sin u \\
&\quad - 2\sin u \cos^2 v + \sin u - 2\sin v \cos^2 v \\
&= 2\sin u \cos v(1 - \cos v) + 2\cos u \sin v(1 - \cos v) \\
&= 2(\sin u \cos v + \cos u \sin v)(1 - \cos v) \\
&= 2\sin(u+v)(1 - \cos v) \\
&= 2\sin(\alpha x + \alpha)(1 - \cos \alpha) \\
&= 2\sin \left( \pi \cdot \frac{x+1}{2^\ell} \right) \left( 1 - \cos \frac{\pi}{2^\ell} \right)
\end{aligned}$$

It is easily shown that  $1 - \cos \frac{\pi}{2^\ell} > 0$  for  $\ell \geq 0$ , thus, the result holds when:

$$\sin \left( \pi \frac{x+1}{2^\ell} \right) > 0$$

This is equivalent to when  $0 < \frac{x+1}{2^\ell} < 1$ . Hence,

$$\frac{d}{dx}W(x) > \frac{d}{dx}W(x+1), \quad \text{if } x \in [0, 2^L - 1]$$

□

**Lemma 9** *In the real domain, the ratio of the previous width to the current width increases monotonically, that is,*

$$\frac{W(x)}{W(x+1)} < \frac{W(x+1)}{W(x+2)}, \quad x \in [0, 2^\ell - 1].$$

*Proof* By lemma 8, the derivative of current width  $W'(x+1)$  is lower than the derivative of the previous width  $W'(x)$ . This implies that,

$$\int_{x+1}^{x+2} W'(z)dz < \int_x^{x+1} W'(z)dz.$$

Let  $\Delta W(x)$  be equal to  $\int_x^{x+1} W'(z)dz$ . Since  $W(x) > 0$  (see Remark 4), multiplying both sides by  $W(x)$ , it is apparent that  $W(x)\Delta W(x+1)$  is less than  $W(x)\Delta W(x)$ . Adding  $W(x)^2 + W(x)\Delta W(x)$  to both sides and  $\Delta W(x)^2$  (which is  $> 0$ ) to the right hand side shows that  $W(x)^2 + W(x)\Delta W(x) + W(x)\Delta W(x+1)$  is less than  $W(x)^2 + 2W(x)\Delta W(x) + \Delta W(x)^2$ . Factoring gives,

$$W(x)[W(x) + \Delta W(x) + \Delta W(x+1)] < (W(x) + \Delta W(x))^2$$

Note that  $W(x) + \Delta W(x)$  is equal to  $\int_0^x W'(z)dz + \int_x^{x+1} W'(z)dz$  which is equal to  $\int_0^{x+1} W'(z)dz$ . By a similar argument it can shown that  $W(x) + \Delta W(x) + \Delta W(x+1)$  is equal to  $\int_0^{x+2} W'(z)dz$ . Hence, it follows that,

$$W(x) \int_0^{x+2} W'(z)dz < \left( \int_0^{x+1} W'(z)dz \right)^2.$$

By the fundamental theorem of calculus,  $W(x)W(x+2)$  is less than  $W(x+1)^2$ . Rearranging yields,

$$\frac{W(x)}{W(x+1)} < \frac{W(x+1)}{W(x+2)}.$$

□

**Corollary 9.1** *The following relation holds,  $\rho_\ell(k) < \rho_\ell(k+1)$  for all  $k \in [0, 2^\ell - 2]$ .*

*Proof* This is a direct result of Lemmas 7 and 9. □

**Theorem 10** *For all  $\ell, k \in \mathbb{N}$ ,  $0 \leq k \leq 2^\ell - 1$ ,  $\rho_\ell(k)$  is bounded with,*

$$\rho_\ell(k) \in \left[ \frac{1}{4} + \epsilon, \frac{3}{4} - \epsilon \right], \quad \epsilon > 0$$

*Proof* By Corollary 5.1 we have  $\rho_\ell(0) \in [\frac{1}{4} + \epsilon, \frac{1}{2}]$ , thus  $\rho_\ell(0) > \frac{1}{4}$ . By Lemma 6 we have  $\rho_\ell(2^\ell - 1) \in [\frac{1}{2}, \frac{3}{4} - \epsilon]$ , so  $\rho_\ell(2^\ell - 1) < \frac{3}{4}$ . Finally, by Corollary 9.1, we have  $\rho_\ell(k) < \rho_\ell(k+1)$  for the current range of  $k = 0, \dots, 2^\ell - 1$ . This results in the following chain of inequalities:

$$\frac{1}{4} < \rho_\ell(0) < \rho_\ell(1) < \dots < \rho_\ell(2^\ell - 1) < \frac{3}{4}$$

□

### 3.2.2 Area Estimation

Various important properties about the partitioning scheme  $P_\ell$  have been the primary focus. This section focuses on estimating the area under  $b_{n,m}$  given a partition  $P_\ell$ , using concepts from Darboux integrals. The end goal is to show that error can become arbitrarily small given a large enough  $\ell$ . This section also lays the foundations for a better, and more realistic upper bound for error in estimating Shapley values, which is covered in a later section.

**Definition 10** The *supremum* of a set  $S \subseteq \mathbb{R}$  is,

$$\sup(S) = \min_{x \in \mathbb{R}} x \geq s, \quad \forall s \in S.$$

The *infimum* of  $S$  is,

$$\inf(S) = \max_{x \in \mathbb{R}} x \leq s, \quad \forall s \in S.$$

**Definition 11** Darboux sums takes a partition  $P = (z_0, z_1, \dots, z_n)$  of an interval  $[a, b]$ , where  $a = z_0 < z_1 < \dots < z_n = b$ , and a function  $f$  which maps  $(a, b)$  to  $\mathbb{R}$ . Each interval  $[z_i, z_{i+1}]$  is called a *subinterval*. Let

$$M_i = \sup_{x \in [z_i, z_{i+1}]} f(x), \quad \text{and} \quad m_i = \inf_{x \in [z_i, z_{i+1}]} f(x), \quad i = 0, \dots, n-1$$

The upper and lower bounds of a sub interval's area are,

$$A_U(f, [z_i, z_{i+1}]) = (z_{i+1} - z_i)M_i, \quad \text{and} \quad A_L(f, [z_i, z_{i+1}]) = (z_{i+1} - z_i)m_i$$

respectively. The *upper Darboux sum* is:

$$U(f, P) = \sum_{i=0}^{n-1} A_U(f, [z_i, z_{i+1}]),$$

and the *lower Darboux sum* is:

$$L(f, P) = \sum_{i=0}^{n-1} A_L(f, [z_i, z_{i+1}]),$$

There is a geometric interpretation of the Darboux sums. Each subinterval has a rectangle width corresponding to the subinterval width, and a height corresponding to either the supremum or infimum of  $f(x)$ . The upper Darboux sum is the sum of the areas of these rectangles, where their heights correspond to their suprema.

*Remark 7* Suppose instead of taking  $M_i$  or  $m_i$ , we took arbitrary elements from each subinterval to represent the heights of the rectangles:

$$\sum_{i=0}^{n-1} (z_{i+1} - z_i) f(x_i) \quad x_i \in [z_i, z_{i+1}]. \quad (3)$$

By definitions of supremum and infimum (Definition 10), it is clear that for all  $i = 0, \dots, n-1$ ,  $m_i \leq x_i \leq M_i$ . It follows that for all  $i$ , the areas  $A_L(f, [z_i, z_{i+1}])$



are less than or equal to the areas  $(z_{i+1} - z_i)f(x_i)$  which are less than or equal to the areas  $A_U(f, [z_i, z_{i+1}])$ . This gives,

$$L(f, P) \leq \sum_{i=0}^{n-1} (z_{i+1} - z_i)f(x_i) \leq U(f, P).$$

As a result, there is a lot of freedom in choosing which part of the subinterval to assess  $f(x)$

**Lemma 11** *For any subinterval  $[z_i, z_{i+1}]$ , and function  $f$  that maps elements of  $[z_i, z_{i+1}]$  to  $\mathbb{R}$ ,*

$$A_L(f, [z_i, z_{i+1}]) \leq \int_{z_i}^{z_{i+1}} f(x)dx \leq A_U(f, [z_i, z_{i+1}])$$

*Proof* Consider  $A_L(f, [z_i, z_{i+1}])$  which is equal to  $(z_{i+1} - z_i)m_i$  where  $m_i$  is equal to  $\inf_{x \in [z_i, z_{i+1}]} f(x)$ . Note that,

$$(z_{i+1} - z_i)m_i = \int_{z_i}^{z_{i+1}} m_i dx.$$

By Definition 10, for all  $x \in [z_i, z_{i+1}]$ ,  $f(x)$  greater or equal to  $m_i$ . Thus,

$$\int_{z_i}^{z_{i+1}} f(x)dx \geq \int_{z_i}^{z_{i+1}} m_i dx = A_L(f, [z_i, z_{i+1}]).$$

A nearly identical argument can be used to show  $\int_{z_i}^{z_{i+1}} f(x)dx \leq A_U(f, [z_i, z_{i+1}])$ .  $\square$

The next lemma bounds the error resulting from estimating the area under a subinterval by picking a random point on that subinterval and making a rectangle.

**Lemma 12** *Take an arbitrary point  $y$  in the subinterval  $[z_i, z_{i+1}]$ , then,*

$$\left| \int_{z_i}^{z_{i+1}} f(x)dx - (z_{i+1} - z_i)f(y) \right| \leq A_U(f, [z_i, z_{i+1}]) - A_L(f, [z_i, z_{i+1}])$$

*Proof* Recall that by Definition 11  $A_L(f, [z_i, z_{i+1}])$  is equal to  $(z_{i+1} - z_i)m_i$ , and  $A_U(f, [z_i, z_{i+1}])$  is equal to  $(z_{i+1} - z_i)M_i$ , where,

$$m_i = \inf_{x \in [z_i, z_{i+1}]} f(x), \quad \text{and} \\ M_i = \sup_{x \in [z_i, z_{i+1}]} f(x).$$

By Definition 10,  $m_i \leq f(y) \leq M_i$ , which implies  $A_L(f, [z_i, z_{i+1}]) \leq (z_{i+1} - z_i)f(y) \leq A_U(f, [z_i, z_{i+1}])$ . Let us assume  $(z_{i+1} - z_i)f(y)$  be less than or equal to  $\int_{z_i}^{z_{i+1}} f(x)dx$ , meaning  $\left| \int_{z_i}^{z_{i+1}} f(x)dx - (z_{i+1} - z_i)f(y) \right|$  is equal to  $\int_{z_i}^{z_{i+1}} f(x)dx - (z_{i+1} - z_i)f(y)$ . Then, since Lemma 11 shows  $\int_{z_i}^{z_{i+1}} f(x)dx \leq A_U(f, [z_i, z_{i+1}])$ , it follows that

$$\int_{z_i}^{z_{i+1}} f(x)dx - (z_{i+1} - z_i)f(y) \leq A_U(f, [z_i, z_{i+1}]) - (z_{i+1} - z_i)f(y).$$

As shown above, it is also the case that  $(z_{i+1} - z_i)f(y)$  is greater than or equal to  $A_L(f, [z_i, z_{i+1}])$ . As a result,

$$A_U(f, [z_i, z_{i+1}]) - (z_{i+1} - z_i)f(y) \leq A_U(f, [z_i, z_{i+1}]) - A_L(f, [z_i, z_{i+1}]).$$

With similar argumentation, we can show this also holds for  $(z_{i+1} - z_i)f(y)$  is greater than or equal to  $\int_{z_i}^{z_{i+1}} f(x)dx$ .  $\square$

*Remark 8* Consider the following approach to approximating area under  $f$  on the interval  $[z_i, z_{i+1}]$ : choose an arbitrary  $x \in [z_i, z_{i+1}]$ , multiply by width of interval. Clearly, in this context, the error is equal to  $\left| (z_{i+1} - z_i)f(x) - \int_{z_i}^{z_{i+1}} f(x)dx \right|$ . By Lemma 12, it follows that  $A_U(f, [z_i, z_{i+1}]) - A_L(f, [z_i, z_{i+1}])$  can be used as an upper bound for error when using this approach.

**Corollary 12.1** *Given a partition  $P_\ell = (t_\ell(0), \dots, t_\ell(2^\ell))$ , the upper bound of error when approximating area under  $b_{n,m}(x)$  over the  $k^{th}$  subinterval is defined as:*

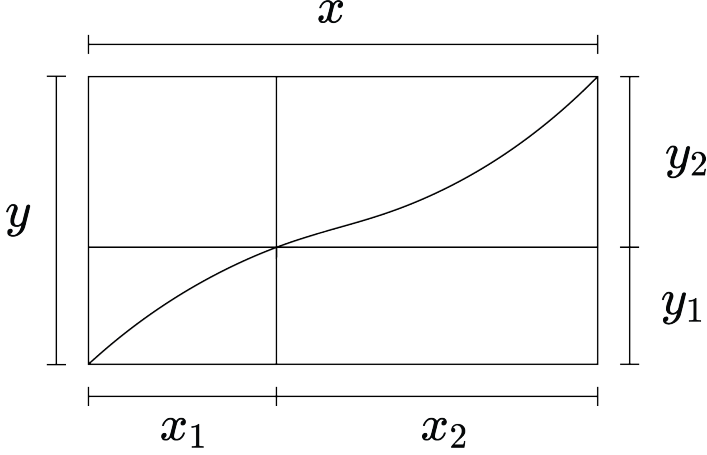
$$UEn,m(\ell, k) = (t_\ell(k+1) - t_\ell(k)) \left[ U(b_{n,m}, [t_\ell(k), t_\ell(k+1)]) - L(b_{n,m}, [t_\ell(k), t_\ell(k+1)]) \right]$$

*Remark 9* Note that  $b_{n,m}(x)$  has at most one local maximum for  $x \in [0, 1]$ , for all valid  $n, m$ . As a result, given a partition  $P$  of  $[0, 1]$ , on every subinterval of  $P$  (except when the subinterval contains the local maximum, which occurs in only one subinterval),  $b_{n,m}(x)$  is either monotonically increasing or decreasing. For each subinterval  $[z_i, z_{i+1}]$  of  $P$  on which  $b_{n,m}(x)$  is monotonically increasing,  $L(b_{n,m}, [z_i, z_{i+1}])$  is equal to  $b_{n,m}(z_i)$  and  $U(b_{n,m}, [z_i, z_{i+1}])$  is equal to  $b_{n,m}(z_{i+1})$ . When  $b_{n,m}(x)$  is decreasing over  $[z_i, z_{i+1}]$ ,  $L(b_{n,m}, [z_i, z_{i+1}])$  is equal to  $b_{n,m}(z_{i+1})$  and  $U(b_{n,m}, [z_i, z_{i+1}])$  is equal to  $b_{n,m}(z_i)$ .

**Corollary 12.2** *Given a partition  $P_\ell = (t_\ell(0), \dots, t_\ell(2^\ell))$ , the following monotonic-assumption upper bound of error when approximating the area under  $b_{n,m}(x)$  over the  $k^{th}$  subinterval is defined as:*

$$\overline{UEn,m}(\ell, k) = (t_\ell(k+1) - t_\ell(k)) \left| b_{n,m}(t_\ell(k+1)) - b_{n,m}(t_\ell(k)) \right|$$

This definition makes easy finding an error upper bound for all intervals except one, the one containing the local maximum.



**Fig. 6** Example visualization of  $\overline{UE}_{n,e}$ 's change during refinement for arbitrary function.

**Corollary 12.3** *If  $b_{n,m}(x)$  is monotonic over  $[t_\ell(k), t_\ell(k+1)]$ , then  $UE_{n,m}(\ell, k)$  is equal to  $\overline{UE}_{n,m}(\ell, k)$ .*

**Lemma 13** *Let us suppose a partition  $P_{\ell-1}$  is refined to partition  $P_\ell$ . Given a subinterval  $[t_{\ell-1}(k), t_{\ell-1}(k+1)]$  of  $P_{\ell-1}$ , the monotonic-assumption upper bound of error is reduced over that interval by a factor of at least  $3/4$ , that is:*

$$\frac{3 \cdot \overline{UE}_{n,m}(\ell-1, k)}{4} > (\overline{UE}_{n,m}(\ell, 2k) + \overline{UE}_{n,m}(\ell, 2k+1))$$

*Proof* Let us consider Figure 6, there are the following widths,

$$x = t_{\ell-1}(k+1) - t_{\ell-1}(k), \quad y = |b_{n,m}(t_{\ell-1}(k+1)) - b_{n,m}(t_{\ell-1}(k))|,$$

where  $x$  and  $y$  represent the width and change in height of the previous subinterval. Also there are the following widths,

$$x_1 = t_\ell(2k+1) - t_\ell(2k), \quad y_1 = |b_{n,m}(t_\ell(2k+1)) - b_{n,m}(t_\ell(2k))|,$$

where  $x_1$  and  $y_1$  represent the width and change in height of the left part of split previous subinterval. It follows that the width and change in height of the right part of the split subinterval have values,

$$x_2 = x - x_1, \quad y_2 = y - y_1.$$

It is concluded that,

$$\overline{UE}_{n,m}(\ell-1, k) = x \cdot y,$$

$$\overline{UE}_{n,m}(\ell, 2k) = x_1 \cdot y_1, \text{ and}$$

$$\overline{UE}_{n,m}(\ell, 2k+1) = x_2 \cdot y_2.$$

Finally, let us define  $\bar{x} = \frac{x_1}{x}$ , and  $\bar{y} = \frac{y_1}{y}$ . Note that when considering  $\overline{UE}_{n,m}(\ell-1, k)$ ,

$$\bar{x} = \frac{x_1}{x} = \frac{t_\ell(2k+1) - t_\ell(2k)}{t_\ell(2k+2) - t_\ell(2k)} = \rho_{\ell-1}(k),$$

by Remark 3. Thus by Theorem 10,  $\frac{1}{4} < \bar{x} < \frac{3}{4}$ . Simultaneously,  $0 \leq \bar{y} \leq 1$ . We proceed by simplifying the following expression

$$\frac{\overline{UE}_{n,m}(\ell, 2k) + \overline{UE}_{n,m}(\ell, 2k+1)}{\overline{UE}_{n,m}(\ell-1, k)} = \frac{x_1 y_1 + x_2 y_2}{xy}$$

Plugging in the definition for  $x_2$  and  $y_2$ , the above is equivalent to,

$$\frac{x_1 y_1 + (x - x_1)(y - y_1)}{xy}$$

Doing the product and applying the definitions for  $\bar{x}$  and  $\bar{y}$  yields

$$2\bar{x}\bar{y} - \bar{y} - \bar{x} + 1.$$

Rearranging, it can be shown that the above is equal to

$$2\left(\bar{x} - \frac{1}{2}\right)\left(\bar{y} - \frac{1}{2}\right) + \frac{1}{2}.$$

Let us assume that  $(\bar{y} - 1/2)$  is positive without loss of generality. Then assigning to  $\bar{x}$  and  $\bar{y}$  their respective maximum values, the following inequality is obtained,

$$\frac{\overline{UE}_{n,m}(\ell, 2k) + \overline{UE}_{n,m}(\ell, 2k+1)}{\overline{UE}_{n,m}(\ell-1, k)} < 2\left(\frac{3}{4} - \frac{1}{2}\right)\left(1 - \frac{1}{2}\right) + \frac{1}{2} = \frac{3}{4}$$

A similar argument can be used for when  $(\bar{y} - 1/2)$  is negative, and the above is trivially correct for  $(\bar{y} - 1/2)$  equals zero.  $\square$

**Corollary 13.1** *For all monotonic sub-intervals  $[t_\ell(k), t_\ell(k+1)]$ , the upper bound of error  $UE_{n,m}(\ell, k)$  is reduced by at least 25% when the partition is refined from  $P_\ell$  to  $P_{\ell+1}$ .*

*Proof* This follows as a direct result of Lemma 13.  $\square$

Next, let us consider error over the whole of the approximation.

**Definition 12** We denote the sum of upper bounds for error over all sub-intervals as:

$$SUE_{n,m}(\ell) = \sum_{k=0}^{2^\ell-1} UE_{n,m}(\ell, k),$$

and the sum of upper bounds for error over all sub-intervals with the monotonic assumption for all sub-intervals as:

$$\overline{SUE}_{n,m}(\ell) = \sum_{k=0}^{2^\ell-1} \overline{UE}_{n,m}(\ell, k).$$

To discuss how error evolves with respect to granularity of our partition, having an upper bound for initial error is critical.

**Definition 13** We denote initial error as,

$$\sigma_{n,m} = SUE_{n,m}(0)$$

*Remark 10* Using the first and second derivative tests, one can verify that  $b_{n,m}(m/n)$  is the supremum of  $b_{n,m}(x)$  for  $x \in [0, 1]$ . One can also easily show the infimum of  $b_{n,m}(x)$  is 0. Thus,

$$\sigma_{n,m} = SUE_{n,m}(0) = UE_{n,m}(0, 0) = b_{n,m}\left(\frac{m}{n}\right)$$

**Lemma 14**

$$\overline{SUE}_{n,m}(\ell + 1) \leq \frac{3}{4}\overline{SUE}_{n,m}(\ell)$$

*Proof* By Definition 12,

$$\overline{SUE}_{n,m}(\ell + 1) = \sum_{k=0}^{2^{\ell+1}-1} \overline{UE}_{n,m}(\ell + 1, k).$$

Rearranging the values in the sum yields,

$$\overline{SUE}_{n,m}(\ell + 1) = \sum_{k=0}^{2^{\ell}-1} [\overline{UE}_{n,m}(\ell + 1, 2k) + \overline{UE}_{n,m}(\ell + 1, 2k + 1)].$$

Hence by Lemma 13,

$$\overline{SUE}_{n,m}(\ell + 1) < \sum_{k=0}^{2^{\ell}-1} \left[ \frac{3}{4}\overline{UE}_{n,m}(\ell, k) \right] = \frac{3}{4}\overline{SUE}_{n,m}(\ell).$$

□

## References

- [1] Goodman, B., Flaxman, S.: European Union regulations on algorithmic decision-making and a “right to explanation”. *AI magazine* **38**(3), 50–57 (2017)
- [2] Rudin, C.: Stop explaining black box machine learning models for high stakes decisions and use interpretable models instead. *Nature Machine Intelligence* **1**(5), 206–215 (2019)
- [3] Lundberg, S.M., Lee, S.-I.: A unified approach to interpreting model predictions. *Advances in neural information processing systems* **30** (2017)
- [4] Matsui, Y., Matsui, T.: NP-completeness for calculating power indices of weighted majority games. *Theoretical Computer Science* **263**(1-2), 305–310 (2001)
- [5] Prasad, K., Kelly, J.S.: NP-completeness of some problems concerning voting games. *International Journal of Game Theory* **19**(1), 1–9 (1990)
- [6] Castro, J., Gómez, D., Tejada, J.: Polynomial calculation of the Shapley value based on sampling. *Computers & Operations Research* **36**(5), 1726–1730 (2009)

- [7] Biamonte, J., Wittek, P., Pancotti, N., Rebentrost, P., Wiebe, N., Lloyd, S.: Quantum machine learning. *Nature* **549**(7671), 195–202 (2017)
- [8] Chen, S.Y.-C., Yang, C.-H.H., Qi, J., Chen, P.-Y., Ma, X., Goan, H.-S.: Variational quantum circuits for deep reinforcement learning. *IEEE Access* **8**, 141007–141024 (2020)
- [9] Aumann, R.J.: Some non-superadditive games, and their Shapley values, in the Talmud. *International Journal of Game Theory* **39** (2010)
- [10] Winter, E.: The Shapley value. *Handbook of game theory with economic applications* **3**, 2025–2054 (2002)
- [11] Hart, S.: Shapley value. In: *Game Theory*, pp. 210–216. Springer, (1989)
- [12] Shapley, L.S.: A Value for N-Person Games. RAND Corporation, Santa Monica, CA (1952). <https://doi.org/10.7249/P0295>
- [13] Lipovetsky, S., Conklin, M.: Analysis of regression in game theory approach. *Applied Stochastic Models in Business and Industry* **17**(4), 319–330 (2001)
- [14] Van den Broeck, G., Lykov, A., Schleich, M., Suciu, D.: On the tractability of SHAP explanations. *Journal of Artificial Intelligence Research* **74**, 851–886 (2022)
- [15] Bertossi, L., Li, J., Schleich, M., Suciu, D., Vagena, Z.: Causality-based explanation of classification outcomes. In: *Proceedings of the Fourth International Workshop on Data Management for End-to-End Machine Learning*, pp. 1–10 (2020)
- [16] Kulesza, T., Burnett, M., Wong, W.-K., Stumpf, S.: Principles of explanatory debugging to personalize interactive machine learning. In: *Proceedings of the 20th International Conference on Intelligent User Interfaces*, pp. 126–137 (2015)
- [17] Goebel, R., Chander, A., Holzinger, K., Lecue, F., Akata, Z., Stumpf, S., Kieseberg, P., Holzinger, A.: Explainable AI: the new 42? In: *International Cross-domain Conference for Machine Learning and Knowledge Extraction*, pp. 295–303 (2018). Springer
- [18] Hoffman, R.R., Mueller, S.T., Klein, G., Litman, J.: Metrics for explainable AI: Challenges and prospects. *arXiv preprint arXiv:1812.04608* (2018)