

Plug-in Channel Estimation with Dithered Quantized Signals in Spatially Non-Stationary Massive MIMO Systems

Tianyu Yang¹, Johannes Maly^{2,3}, Sjoerd Dirksen⁴,
and Giuseppe Caire¹

Abstract

As the array dimension of massive MIMO systems increases to unprecedented levels, two problems occur. First, the spatial stationarity assumption along the antenna elements is no longer valid. Second, the large array size results in an unacceptably high power consumption if high-resolution analog-to-digital converters are used. To address these two challenges, we consider a Bussgang linear minimum mean square error (BLMMSE)-based channel estimator for large scale massive MIMO systems with one-bit quantizers and a spatially non-stationary channel. Whereas other works usually assume that the channel covariance is known at the base station, we consider a plug-in BLMMSE estimator that uses an estimate of the channel covariance and rigorously analyze the distortion produced by using an estimated, rather than the true, covariance. To cope with the spatial non-stationarity, we introduce dithering into the quantized signals and provide a theoretical error analysis. In addition, we propose an angular domain fitting procedure which is based on solving an instance of non-negative least squares. For the multi-user data transmission phase, we further propose a BLMMSE-based receiver to handle one-bit quantized data signals. Our numerical results show that the performance of the proposed BLMMSE channel estimator is very close to the oracle-aided scheme with ideal knowledge of the channel covariance matrix. The BLMMSE receiver outperforms the conventional maximum-ratio-combining and zero-forcing receivers in terms of the resulting ergodic sum rate.

¹Communications and Information Theory Group (CommIT), Technische Universität Berlin, 10587 Berlin, Germany (e-mail: {tianyu.yang, caire}@tu-berlin.de).

²Ludwig-Maximilians-Universität Munich, 80333 Munich, Germany (e-mail: maly@math.lmu.de).

³Munich Center for Machine Learning (MCML).

⁴Utrecht University, 3584 CD Utrecht, Netherlands (e-mail: s.dirksen@uu.nl).

This work has been submitted to the IEEE for possible publication. Copyright may be transferred without notice, after which this version may no longer be accessible.

Index Terms

Extra-Large Scale Massive MIMO, Spatially Non-Stationary, One-Bit Quantization, Dithering, Bus-gang Linear MMSE (BLMMSE).

I. INTRODUCTION

Massive multiple-input-multiple-output (MIMO) has been vastly researched and considered as an essential technology in 5G wireless communication systems within sub-6 GHz bands [1–3]. Benefiting from the large number (tens to hundreds) of antennas at the base station (BS) array, dozens of users can be served in the same time-frequency slots. This results in higher spectrum and energy efficiency due to the spatial multiplexing and high array gain [1, 4]. Theory shows that by increasing the array dimension, i.e., the number of antenna elements, it is possible to achieve higher data rates and to mitigate the impacts of inter-cell interference and thermal noise [5]. Nevertheless, as the array dimension increases, two new challenges occur. First, some inherent properties of the channel environment change compared to small-scale MIMO, so that the basic assumptions of massive MIMO design are no longer valid for large arrays. Specifically, most existing massive MIMO works are based on the assumption of a spatially stationary channel, where all antenna elements observe the same far-field propagation from the channel scatters [6–9]. However, in the very large antenna array regime, spatial non-stationarity has been experimentally observed [10]. Two main reasons for this non-stationarity are further discussed in [11–13]. First, with large arrays, the distance between the BS array and some scattering clusters may be smaller than the Rayleigh distance. As a consequence, user signals impinging onto the BS array cannot be assumed as far-field propagation and have a spherical wavefront instead of a plane wavefront. Second, due to the physical large size of the array, some of the scattering clusters may only be visible to a part of the array. Furthermore, a new deployment of large arrays that are usually integrated into large structures, e.g., along the walls of buildings [14], was considered as an extension of massive MIMO and referred to as extra-large scale massive MIMO (XL-MIMO) in [15]. It is also pointed out in [15] that due to the large dimension (tens of meters) of XL-MIMO, spatially non-wide sense stationary (non-WSS) characteristics appear along the array.

Aside from the spatially non-WSS property of large antenna arrays, a second major concern is the hardware cost and power consumption of high-resolution analog-to-digital converters (ADCs). Commercial high-resolution ADCs (12 to 16 bits) are expensive and their power consumption

grows exponentially in terms of the number of quantization bits [16]. This problem is even more severe for wideband systems, where the power consumption of high-resolution ADCs increases linearly with the signal bandwidth due to required higher sampling rates [17]. To alleviate the issue of high power consumption, low-resolution ADCs (e.g., 1-3 bits) are utilized for massive MIMO systems [18–20] and it is shown in [18, 19] that the capacity loss due to the coarse quantization is approximately equal to only $\pi/2$ at low signal-to-noise ratios (SNRs). In massive MIMO systems the SNR per antenna element may be relatively low, while still achieving an overall large spectral efficiency over data stream due to the large number of antennas per user (data stream), such that both spatial multiplexing gain and array gain are achieved.

A. Contributions

Accurate estimation of channel state information (CSI) at the BS is a key factor to achieve the potential benefits of massive MIMO systems. Taking the spatially non-WSS property into account, an adaptive grouping sparse Bayesian learning scheme was proposed for uplink channel estimation in [21]. A model-driven deep learning-based channel reconstruction scheme was proposed in [22]. On the other hand, many recent works have investigated channel estimators with one-bit quantized signals in massive MIMO systems, see e.g., [23, 24] and references therein. Very recently, in [25] a covariance recovery scheme for one-bit sampled non-stationary signals with time-varying sampling thresholds was proposed, where a modified arcsine law was further generalized to fit the non-stationary case. However, the study in [25] is not within the massive MIMO regime. To the best of our knowledge, no work has addressed the problem of channel estimation with both low-resolution quantization and spatially non-WSS channels in massive MIMO systems. To fill this gap, in this paper we adopt the Bussgang linear minimum mean square estimation (BLMMSE) method that was initially proposed in [23], and propose a BLMMSE-based “plug-in” channel estimator for one-bit Massive MIMO systems with the spatially non-WSS property.¹ Our main contributions are summarized as follows.

- We adopt a BLMMSE channel estimator to deal with the one-bit quantized signal. However, in contrast to [23] that assumes exact knowledge of the channel covariance at the BS, we

¹By “plug-in” we mean that the BLMMSE requires the knowledge of the channel covariance, which is typically assumed to be known. However, in our setting, also the channel covariance needs to be estimated from low-resolution quantized samples. The plug-in estimator consists of using the estimated covariance “as if” it were the true one, in the BLMMSE.

propose a “plug-in” version that instead uses an estimate of the channel covariance. Our first contribution is a theoretical analysis of the distortion caused by the use of this estimate: we estimate the mean squared distance between the BLMMSE estimate based on an estimate of the channel covariance versus the BLMMSE estimate based on the true channel covariance (see Lemma 1).

- Our second contribution is a method to estimate the channel covariance matrix based on one-bit samples. We introduce dithering into the one-bit ADCs to cope with the non-Toeplitz structure of the channel covariance matrix (resulting from the spatially non-WSS channel). We propose a covariance estimator based on dithered quantized samples and derive bounds on the estimation error in terms of the maximum norm and the Frobenius norm (Theorem 1). By combining this result with the aforementioned bound on the MSE achieved by the BLMMSE with given estimated covariance, we derive a bound on the expected MSE of the channel estimator in terms of the number of samples used to estimate the channel covariance (Theorem 2).
- We empirically further enhance the proposed channel covariance estimator by exploiting the angle domain of the spatially non-WSS channel. Using dictionary functions in the angle domain, we formulate the channel covariance estimation as a non-negative least-squares problem (NNLS), which can be efficiently solved by a standard numerical NNLS solver, e.g., [26], even for very large problem dimensions.
- We design a linear receiver for the uplink (UL) data transmission phase, based on an estimate of the channel matrix obtained in the training phase, to achieve better rate detection and thus improve the ergodic sum rate of multi-user severing. Contrary to the conventional maximum-ratio-combining (MRC) and zero-forcing (ZF) receivers that do not take the quantization into account, the proposed receiver considers the Bussgang decomposition of one-bit quantized data signals and uses BLMMSE-based estimation with knowledge of only the estimated channel covariance matrix.
- Our numerical results show that the proposed BLMMSE channel estimator, which uses the proposed channel covariance estimator based on dithered quantized samples, is superior to benchmark methods and achieves a performance very close to the performance of an oracle-aided scheme using the true channel covariance matrix. The proposed BLMMSE-based receiver also significantly outperforms MRC and ZF receivers as expected due to its

specific consideration of quantized signals.

B. Organization

The rest of this paper is organized as follows. In Section II, we introduce the channel model with the spatially non-stationary property. Section III is devoted to the analysis of the BLMMSE channel estimator and our results on channel covariance estimation from one-bit quantized samples. In Section IV, we propose the BLMMSE receiver for the data transmission phase to obtain a higher sum rate. The numerical results are then provided in Section V. Finally, in Section VI we conclude our work and provide a discussion of possible future research directions.

C. Notation

For any $N \in \mathbb{N}$ we write $[N] = \{1, 2, \dots, N\}$. We use lower-case, bold lower-case, and bold upper-case letters to denote scalars, column vectors, and matrices, respectively. The trace, transpose and Hermitian transpose are respectively denoted by $\text{tr}(\cdot)$, $(\cdot)^T$ and $(\cdot)^H$. $\mathbb{E}[\cdot]$ returns the mathematical expectation. $\text{diag}(\mathbf{A})$ gives a diagonal matrix with diagonal of \mathbf{A} , while $\text{diag}(\mathbf{a})$ denotes the diagonal matrix with diagonal equal to \mathbf{a} . We denote the $M \times M$ identity matrix by \mathbf{I}_M . The i -th element of a vector \mathbf{a} is denoted by $[\mathbf{a}]_i$, while the i -th row and column of a matrix \mathbf{A} are respectively denoted by $[\mathbf{A}]_{i,\cdot}$ and $[\mathbf{A}]_{\cdot,i}$. An all-zero matrix is denoted by $\mathbf{0}$. $\|\mathbf{a}\|_2$ denotes the Euclidean norm of a vector \mathbf{a} . $\|\mathbf{A}\|_F$, $\|\mathbf{A}\|$, and $\|\mathbf{A}\|_\infty$ denote the Frobenius, operator, and maximum norms of a matrix \mathbf{A} . We use $\langle \mathbf{A}, \mathbf{B} \rangle_F := \text{tr}(\mathbf{A}^H \mathbf{B})$ to denote the Frobenius inner product. We furthermore use $a \lesssim b$ to abbreviate $a \leq Cb$, for some absolute constant $C > 0$.

II. SYSTEM MODEL WITH SPATIALLY NON-STATIONARY CHANNEL

Consider a BS equipped with M antennas in a uniform linear array (ULA). We assume that the channel scattering clusters consist of common and local clusters, where common clusters are visible to all antennas while local clusters are only visible to a sub-array. An illustration of the considered scattering geometry is shown in Fig. 1. The channel vector resulting from the contribution of the common clusters at the n -th time slot is given by

$$\mathbf{h}_n^c = \sum_{i=1}^{L^c} \rho_i^c(n) \mathbf{a}(\theta_i^c), \quad (1)$$

where L^c denotes the total number of multipaths in the common clusters, $\rho_i^c(n) \sim \mathcal{CN}(0, \gamma_i^c)$ is the i -th complex channel gain of the common clusters with its power γ_i^c , θ_i^c is the i -th

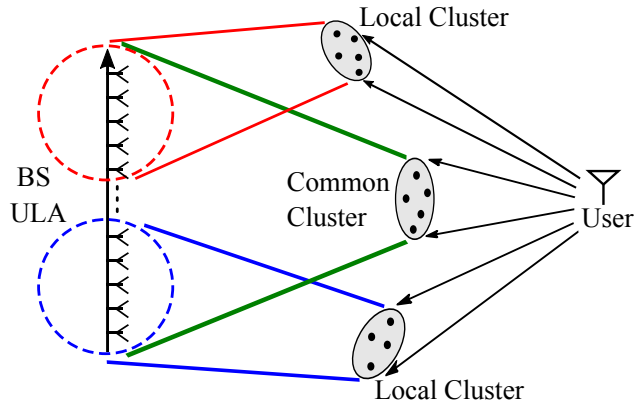


Fig. 1: Illustration of the studied large-scale Massive MIMO system in ULA with spatially non-WSS channel, where local clusters are only visible to a part of antenna elements while the common clusters are visible to the whole array.

angle of arrival (AoA), and where $\mathbf{a}(\theta) \in \mathbb{C}^{M \times 1}$ is the steering vector, whose m -th entry is $[\mathbf{a}(\theta)]_m = e^{j\pi(m-1)\sin(\theta)}$ by assuming that the antenna spacing is equal to half of the carrier wavelength, for all $m \in \mathcal{M}$, where $\mathcal{M} = [M]$ is the antenna index set of all M antennas.

Assume that there are L local clusters and that each local cluster is visible to a consecutive sub-array. The i -th local cluster is thus visible to M_i^l antennas with index set \mathcal{M}_i^l , where $M_i^l = |\mathcal{M}_i^l|$. The channel vector resulting from the contribution of the paths in the i -th local cluster at the n -th time slot is given by

$$\mathbf{h}_{n,i}^l = \sum_{j=1}^{L_j^l} \rho_{ij}^l(n) \mathbf{S}_i \mathbf{a}(\theta_{ij}^l), \quad (2)$$

where L_j^l denotes the total number of multipaths in the i -th local cluster, $\rho_{ij}^l(n) \sim \mathcal{CN}(0, \gamma_{ij}^l)$ is the j -th complex channel gain of the i -th local cluster with its power γ_{ij}^l , θ_{ij}^l is the AoA, and where $\mathbf{S}_i \in \mathbb{C}^{M \times M}$ is the diagonal selection matrix indicating the visible sub-array of the i -th local cluster, whose diagonal is defined as

$$[\mathbf{S}_i]_{m,m} = \begin{cases} 1, & m \in \mathcal{M}_i^l \\ 0, & m \in \mathcal{M} \setminus \mathcal{M}_i^l. \end{cases} \quad (3)$$

We further assume that the channel gains of different paths in all common and local clusters at

each time slot n , $\{\rho_i^c(n)\}_{i=1}^{L^c}$ and $\{\rho_{ij}^l(n)\}_{j=1}^{L_i^l}$, $\forall i \in [L]$, are uncorrelated². Note that we implicitly assume that the channel geometry and visibility of all clusters do not change over the channel geometry coherent time T_c , which is a much longer time period than the channel coherent time (see [30] and references therein). Concretely, the Angular Power Spectrum (APS) $\{\gamma_i^c\}_{i=1}^{L^c}$ and $\{\gamma_{ij}^l\}_{j=1}^{L_i^l}$, $\forall i \in [L]$ along with the AoAs $\{\theta_i^c\}_{i=1}^{L^c}$ and $\{\theta_{ij}^l\}_{j=1}^{L_i^l}$, $\forall i \in [L]$ as well as the selection matrices $\{\mathbf{S}_i\}_{i=1}^L$ are constant over T_c . Under these assumptions, the total channel vector at n -th time slot \mathbf{h}_n and the corresponding total channel covariance matrix \mathbf{C}_h are given by

$$\mathbf{h}_n = \mathbf{h}_n^c + \sum_{i=1}^L \mathbf{h}_{n,i}^l, \quad (4)$$

$$\mathbf{C}_h = \mathbb{E}[\mathbf{h}_n \mathbf{h}_n^H] = \mathbf{C}_{h^c} + \sum_{i=1}^L \mathbf{C}_{h_i^l} \quad (5)$$

$$= \sum_{i=1}^{L^c} \gamma_i^c \mathbf{a}(\theta_i^c) \mathbf{a}(\theta_i^c)^H + \sum_{i=1}^L \sum_{j=1}^{L_i^l} \gamma_{ij}^l \mathbf{S}_i \mathbf{a}(\theta_{ij}^l) \mathbf{a}(\theta_{ij}^l)^H \mathbf{S}_i^H \quad (6)$$

$$= \mathbf{A}^c \text{diag}(\boldsymbol{\gamma}^c) (\mathbf{A}^c)^H + \sum_{i=1}^L \mathbf{S}_i \mathbf{A}_i^l \text{diag}(\boldsymbol{\gamma}_i^l) (\mathbf{A}_i^l)^H \mathbf{S}_i^H, \quad (7)$$

where $\mathbf{A}^c := [\mathbf{a}(\theta_1^c), \dots, \mathbf{a}(\theta_{L^c}^c)]$, $\boldsymbol{\gamma}^c := [\gamma_1^c, \dots, \gamma_{L^c}^c]^T$ and $\mathbf{A}_i^l := [\mathbf{a}(\theta_{i,1}^l), \dots, \mathbf{a}(\theta_{i,L_i^l}^l)]$, $\boldsymbol{\gamma}_i^l := [\gamma_{i,1}^l, \dots, \gamma_{i,L_i^l}^l]^T$, $\forall i \in [L]$.

The total channel power gain of all common clusters and all local clusters are given by

$$P^c = \sum_{i=1}^{L^c} \gamma_i^c \quad \text{and} \quad P^l = \sum_{i=1}^L P_i^l = \sum_{i=1}^L \sum_{j=1}^{L_i^l} \gamma_{ij}^l, \quad (8)$$

where we assume that P^c and P^l are normalized such that $\max(\text{diag}(\mathbf{C}_h)) = 1$. To help readability, Table I summarizes the model notation.

III. CHANNEL ESTIMATION WITH ONE-BIT SAMPLES

For a generic user under a normalized pilot, the BS receives at the n -th time slot the signal

$$\mathbf{y}_n = \mathbf{h}_n + \mathbf{n}_n, \quad (9)$$

where $\mathbf{h}_n \sim \mathcal{CN}(\mathbf{0}, \mathbf{C}_h)$ is the $M \times 1$ channel vector and $\mathbf{n}_n \sim \mathcal{CN}(\mathbf{0}, N_0 \mathbf{I}_M)$ is additive white Gaussian noise (AWGN) with noise power N_0 . The SNR is thus defined by $1/N_0$ due to the

²Note that this is a standard assumption specified in, e.g., the channel models of 3GPP standard TR 38.901 [27] and TR 25.996 [28]. This assumption is also implicitly included in the documentation of the well-known channel simulator QuaDRiGa [29].

L	Number of local clusters
L^c, L_i^l	Number of multipaths of common and local clusters
ρ_i^c, ρ_{ij}^l	Complex channel gain of common and local clusters
$\gamma_i^c, \gamma_{ij}^l$	APS of common and local clusters
\mathbf{S}_i	Diagonal selection matrices of local clusters
$\theta_i^c, \theta_{ij}^l$	AoAs of common and local clusters
$\mathbf{A}^c, \mathbf{A}_i^l$	Matrices of steering vectors of common and local clusters

TABLE I: Summary of the used notations

assumption that $\max(\text{diag}(\mathbf{C}_h)) = 1$. After one-bit ADC the quantized signal becomes

$$\mathbf{r}_n = \mathcal{Q}(\mathbf{y}_n), \quad (10)$$

where $\mathcal{Q}(\cdot)$ is a suitable one-bit quantizer that is applied separately to the real and imaginary part. One popular instance for such a quantizer is the complex-sign operator [31]

$$\mathbf{r}_n^{\text{nd}} = \text{csign}(\mathbf{y}_n) = \frac{1}{\sqrt{2}}(\text{sign}(\text{Re}(\mathbf{y}_n)) + j \text{sign}(\text{Im}(\mathbf{y}_n))), \quad (11)$$

which quantizes the entries of $\text{Re}(\mathbf{y}_n)$ and $\text{Im}(\mathbf{y}_n)$ independently, i.e., the sign-function

$$\text{sign}: \mathbb{R} \rightarrow \{-1, 1\} \quad \text{sign}(x) = \begin{cases} 1 & x \geq 0 \\ -1 & x < 0 \end{cases} \quad (12)$$

acts componentwise (*memoryless scalar quantization*). We use the superscript “nd” (“non-dithered”) in (11) since the sign-function is applied directly to the samples without dithering. Note that this type of one-bit quantization loses any scaling information.

A. Bussgang LMMSE channel estimator

We consider channel estimation for a generic time slot. Thus, we ignore the time slot index n for simplicity. In order to estimate the channel vector \mathbf{h} from a quantized sample \mathbf{r} , we first transfer the nonlinear quantizer operation to a statistically equivalent linear formulation via the well-known *Bussgang decomposition* [32], which yields

$$\mathbf{r} = \mathcal{Q}(\mathbf{y}) = \mathbf{A}\mathbf{y} + \mathbf{q} \quad (13)$$

$$= \mathbf{A}\mathbf{h} + \mathbf{A}\mathbf{n} + \mathbf{q} \quad (14)$$

$$= \mathbf{A}\mathbf{h} + \tilde{\mathbf{n}}, \quad (15)$$

where the linear operator \mathbf{A} is called the *Bussgang gain*, \mathbf{q} is a mean-zero random vector that is uncorrelated with \mathbf{y} , and $\tilde{\mathbf{n}} := \mathbf{A}\mathbf{n} + \mathbf{q}$ is the total noise. To enforce \mathbf{q} to be uncorrelated with

\mathbf{y} , the Bussgang gain \mathbf{A} is chosen to minimize the power of the equivalent quantization noise [33] such that

$$\mathbf{A} = \mathbb{E} [\mathbf{r}\mathbf{y}^H] \mathbb{E} [\mathbf{y}\mathbf{y}^H]^{-1} = \mathbf{C}_{\mathbf{r}\mathbf{y}} \mathbf{C}_{\mathbf{y}}^{-1}, \quad (16)$$

where $\mathbf{C}_{\mathbf{r}\mathbf{y}} = \mathbb{E} [\mathbf{r}\mathbf{y}^H]$ denotes the covariance between the quantized signal \mathbf{r} and the received signal \mathbf{y} . The so-called BLMMSE estimator [23] of the channel vector \mathbf{h} given the quantized signal \mathbf{r} is then expressed as

$$\hat{\mathbf{h}}^{\text{BLM}} = \mathbf{C}_{\mathbf{h}\mathbf{r}} \mathbf{C}_{\mathbf{r}}^{-1} \mathbf{r}. \quad (17)$$

Note that this is not the optimal MMSE estimator since \mathbf{q} is not Gaussian noise. We however know that the vector \mathbf{q} is uncorrelated with the vector \mathbf{y} and one can prove that \mathbf{q} is also uncorrelated with the channel vector \mathbf{h} , see [23, App. A] for the proof of $\mathbb{E}[\mathbf{h}\mathbf{q}^H] = \mathbf{0}$. Thus, \mathbf{h} is uncorrelated with the total noise $\tilde{\mathbf{n}}$ and consequently we obtain from (15) that

$$\mathbf{C}_{\mathbf{h}\mathbf{r}} = \mathbf{C}_{\mathbf{h}} \mathbf{A}^H. \quad (18)$$

Similarly as in [23], \mathbf{A} and $\mathbf{C}_{\mathbf{r}}$ can be easily computed as follows. For the one-bit quantizer in (11) and Gaussian inputs, $\mathbf{C}_{\mathbf{r}\mathbf{y}}$ is given as [34], [35, Ch.12]

$$\mathbf{C}_{\mathbf{r}\mathbf{y}} = \sqrt{\frac{2}{\pi}} \text{diag}(\mathbf{C}_{\mathbf{y}})^{-\frac{1}{2}} \mathbf{C}_{\mathbf{y}} \quad (19)$$

and combining (19) and (16) we obtain

$$\mathbf{A} = \sqrt{\frac{2}{\pi}} \text{diag}(\mathbf{C}_{\mathbf{y}})^{-\frac{1}{2}}. \quad (20)$$

Furthermore, $\mathbf{C}_{\mathbf{r}}$ can be obtained using the map $\mathcal{P}_{\text{arcsine}}(\cdot)$ by the arcsine law [34, 36] as

$$\begin{aligned} \mathbf{C}_{\mathbf{r}} &= \mathcal{P}_{\text{arcsine}}(\mathbf{C}_{\mathbf{y}}) \\ &= \frac{2}{\pi} \left(\arcsin \left(\text{diag}(\mathbf{C}_{\mathbf{y}})^{-\frac{1}{2}} \text{Re}(\mathbf{C}_{\mathbf{y}}) \text{diag}(\mathbf{C}_{\mathbf{y}})^{-\frac{1}{2}} \right) \right. \\ &\quad \left. + j \arcsin \left(\text{diag}(\mathbf{C}_{\mathbf{y}})^{-\frac{1}{2}} \text{Im}(\mathbf{C}_{\mathbf{y}}) \text{diag}(\mathbf{C}_{\mathbf{y}})^{-\frac{1}{2}} \right) \right). \end{aligned} \quad (21)$$

With the BLMMSE estimator in hand, (17) has a closed form that only depends on $\mathbf{C}_{\mathbf{y}} = \mathbf{C}_{\mathbf{h}} + N_0 \mathbf{I}_M$. Whereas the noise power N_0 is normally assumed to be known at the BS³, the channel covariance matrix $\mathbf{C}_{\mathbf{h}}$ still needs to be estimated from samples to finally apply the BLMMSE estimator (17). Consider an ‘‘plug-in estimator’’ $\hat{\mathbf{C}}_{\mathbf{y}}$ of $\mathbf{C}_{\mathbf{y}}$, we define the estimated

³This can be achieved via, e.g., low rate control channel.

channel vector as

$$\hat{\mathbf{h}} = \hat{\mathbf{C}}_{\text{hr}} \hat{\mathbf{C}}_{\text{r}}^{-1} \mathbf{r}, \quad (22)$$

where $\hat{\mathbf{C}}_{\text{hr}}$ and $\hat{\mathbf{C}}_{\text{r}}$ are the estimators of \mathbf{C}_{hr} and \mathbf{C}_{r} obtained by replacing \mathbf{C}_{y} by its estimator $\hat{\mathbf{C}}_{\text{y}}$, i.e.,

$$\hat{\mathbf{C}}_{\text{hr}} = \hat{\mathbf{C}}_{\text{h}} \hat{\mathbf{A}}^{\text{H}}, \quad \hat{\mathbf{C}}_{\text{h}} = \hat{\mathbf{C}}_{\text{y}} - N_0 \mathbf{I}_M, \quad \hat{\mathbf{A}} = \sqrt{\frac{2}{\pi}} \text{diag}(\hat{\mathbf{C}}_{\text{y}})^{-\frac{1}{2}}, \quad \hat{\mathbf{C}}_{\text{r}} = \mathcal{P}_{\text{arcsine}}(\hat{\mathbf{C}}_{\text{y}}). \quad (23)$$

The following lemma controls the estimation error in (17) if an estimator $\hat{\mathbf{C}}_{\text{y}}$ of \mathbf{C}_{y} is used.

Lemma 1: There are absolute constants $c_1, c_2, C > 0$ such that the following holds. Let $\theta \in (0, 1)$ be fixed. Assume that

$$\left| \left[\text{diag}(\mathbf{C}_{\text{y}})^{-\frac{1}{2}} \mathbf{C}_{\text{y}} \text{diag}(\mathbf{C}_{\text{y}})^{-\frac{1}{2}} \right]_{i,j} \right| \leq 1 - \theta, \quad \text{for all } i \neq j \quad (24)$$

and

$$\min_{i \in [M]} |[\mathbf{C}_{\text{y}}]_{i,i}| \geq \theta, \quad \lambda_{\min}(\mathbf{C}_{\text{r}}) \geq \theta, \quad (25)$$

where $\lambda_{\min}(\cdot)$ gives the minimal eigenvalue of the matrix. Consider $\varepsilon_{\text{F}} > 0, \varepsilon_{\infty} > 0$ such that

$$\|\hat{\mathbf{C}}_{\text{y}} - \mathbf{C}_{\text{y}}\|_{\text{F}} < \varepsilon_{\text{F}}, \quad \|\hat{\mathbf{C}}_{\text{y}} - \mathbf{C}_{\text{y}}\|_{\infty} < \varepsilon_{\infty}$$

and assume that

$$\varepsilon_{\infty} \leq c_1 \min \left\{ \frac{\varepsilon_{\text{F}}}{\|\mathbf{C}_{\text{y}}\|_{\text{F}}}, \frac{\theta^3}{\|\mathbf{C}_{\text{y}}\|_{\infty}}, \theta, 1 \right\} \quad \text{and} \quad \varepsilon_{\text{F}} \leq c_2 \min \left\{ \theta^4, \frac{\theta^6 \|\mathbf{C}_{\text{h}}\|_{\text{F}}}{\max\{1, \|\mathbf{C}_{\text{h}}\|\} \|\mathbf{C}_{\text{y}}\|} \right\}. \quad (26)$$

Then,

$$\mathbb{E} \left[\left\| \hat{\mathbf{h}} - \hat{\mathbf{h}}^{\text{BLM}} \right\|_2^2 \right] \leq C \theta^{-6} \max\{1, \|\mathbf{C}_{\text{h}}\|\} \|\mathbf{C}_{\text{h}}\|_{\text{F}} \varepsilon_{\text{F}}, \quad (27)$$

where the expectation is taken with respect to \mathbf{r} .

Proof: See Appendix A. ■

Remark 1: Let us briefly comment on the assumptions in Lemma 1. As the construction of the BLMMSE involves the inverses of $\text{diag}(\mathbf{C}_{\text{y}})$ and \mathbf{C}_{r} , it is to be expected that in the situation that these matrices are near-singular, a small error in the estimation of the covariance can lead to a large difference between $\hat{\mathbf{h}}$ and $\hat{\mathbf{h}}^{\text{BLM}}$. This expected behaviour is quantified in Lemma 1 using the parameter θ . The lower bound on $\lambda_{\min}(\mathbf{C}_{\text{r}})$ is an implicit condition on \mathbf{C}_{y} . To give a more explicit condition, let us write $\text{offdiag}(\mathbf{C}_{\text{r}})$ for the off-diagonal part. Using that $\|\arcsin(\mathbf{B})\| \leq \frac{\pi}{2} \|\mathbf{B}\|$ if $\|\mathbf{B}\|_{\infty} \leq 1$ (see [37, Supplementary material]), we can make the potentially crude estimate

$$\lambda_{\min}(\mathbf{C}_{\text{r}}) \geq \lambda_{\min}(\text{diag}(\mathbf{C}_{\text{r}})) - \|\text{offdiag}(\mathbf{C}_{\text{r}})\| \geq 1 - \|\text{offdiag}(\mathbf{C}_{\text{y}})\|, \quad (28)$$

so that it is sufficient if

$$\|\text{offdiag}(\mathbf{C}_y)\| \leq 1 - \theta. \quad (29)$$

Note that the latter condition also implies (24). Finally, let us comment on the condition linking ε_∞ and ε_F in (26). In the application that follows, we will see that the ℓ_∞ -error achieved by the estimator $\widehat{\mathbf{C}}_y$ is a factor M smaller than the achieved Frobenius norm error. As a consequence, the relation between ε_∞ and ε_F will be satisfied. \diamond

B. Channel covariance estimation from quantized samples

In this part, we present an approach to estimate the covariance matrix \mathbf{C}_y from a finite number of samples so that we can use the estimate $\widehat{\mathbf{C}}_y$ to apply the plug-in BLMMSE channel estimator in (22). Assume that the BS collects N unquantized i.i.d. samples $\{\mathbf{y}_n\}_{n=1}^N$ for covariance estimation and applies coarse quantization in the ADCs. In the case of a spatially WSS channel, the diagonal of \mathbf{C}_h is constant and the (non-dithered) one-bit samples \mathbf{r}_n^{nd} defined in (11) can be used. Defining the sample covariance of the quantized samples

$$\widehat{\mathbf{C}}_r^{\text{nd}} = \frac{1}{N} \sum_{n=1}^N \mathbf{r}_n^{\text{nd}} (\mathbf{r}_n^{\text{nd}})^H, \quad (30)$$

the true covariance matrix \mathbf{C}_y can then be estimated via the arcsin-law [31, 36, 37]

$$\widehat{\mathbf{C}}_y^{\text{nd}} = \sin\left(\frac{\pi}{2} \text{Re}\left(\widehat{\mathbf{C}}_r^{\text{nd}}\right)\right) + j \sin\left(\frac{\pi}{2} \text{Im}\left(\widehat{\mathbf{C}}_r^{\text{nd}}\right)\right). \quad (31)$$

Due to the spatially non-WSS property in our model, however, it is seen from the formulation in (6) that the channel covariance may have a non-constant diagonal and non-Toeplitz structure. In such a scenario, the estimator in (31) will perform poorly since it enforces a constant diagonal.

To overcome this limitation of the quantizer csign, we will introduce random dithering [38–40]. The beneficial effect of dithering in memoryless one-bit quantization was recently rigorously analyzed in the context of one-bit compressed sensing, see, e.g., [41–46]. We will adapt a covariance estimator from [37] that uses two-bit dithered quantized samples. Specifically, we assume that the real and imaginary parts of each entry are quantized independently with two independent dithers, so that we are given the (dithered) four-bit samples

$$\begin{aligned} & \left\{ \text{Re}(\mathbf{r}_n^{\text{d}}), \text{Im}(\mathbf{r}_n^{\text{d}}), \text{Re}(\widetilde{\mathbf{r}}_n^{\text{d}}), \text{Im}(\widetilde{\mathbf{r}}_n^{\text{d}}) \right\} := \\ & \left\{ \text{sign}(\text{Re}(\mathbf{y}_n) + \boldsymbol{\tau}_n^{\text{Re}}), \text{sign}(\text{Im}(\mathbf{y}_n) + \boldsymbol{\tau}_n^{\text{Im}}), \text{sign}(\text{Re}(\mathbf{y}_n) + \widetilde{\boldsymbol{\tau}}_n^{\text{Re}}), \text{sign}(\text{Im}(\mathbf{y}_n) + \widetilde{\boldsymbol{\tau}}_n^{\text{Im}}) \right\}, \end{aligned} \quad (32)$$

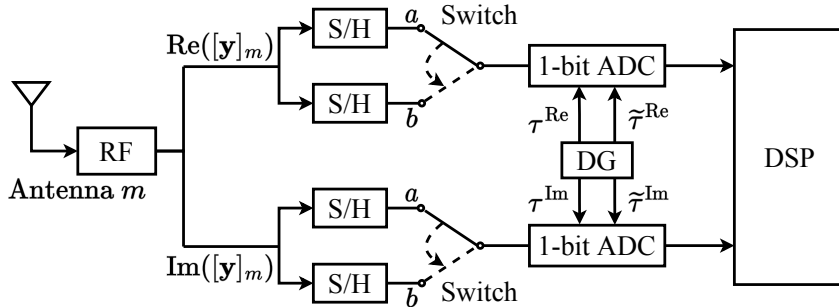


Fig. 2: Illustration of the implementation of dithered one-bit quantizer in the m -th antenna chain.

where the real dithering vectors $\tau_n^{\text{Re}}, \tau_n^{\text{Im}}, \tilde{\tau}_n^{\text{Re}}, \tilde{\tau}_n^{\text{Im}} \in \mathbb{R}^M$, for $n \in [N]$, are independent and uniformly distributed in $[-\lambda, \lambda]^M$ and $\lambda > 0$ is a tuning parameter. An example of an implementation of such a dithered quantization design is illustrated in Fig. 2. The real part and imaginary part of the received signal after the radio frequency (RF) circuits are sampled and stored separately in two sample-and-hold (S/H) circuits. Then, a switch is used to extract in turn the signals from two S/H circuits and forward them to the one-bit ADC. Meanwhile, a dithering signal generated by the dithering generator (DG) is added into the one-bit ADC and the analog signal is dithered quantized. For instance, if the switches connect the a points, the DG generates random dithering signals τ^{Re} and τ^{Im} . Oppositely, if the b points are connected, $\tilde{\tau}^{\text{Re}}$ and $\tilde{\tau}^{\text{Im}}$ are generated from DG. The quantized signals of all antenna chains will be processed in the digital signal processor (DSP). Note that we use S/H circuits to avoid using two one-bit ADCs for each real or imaginary part signal. Also, this circuit can be directly used for non-dithered one-bit quantization by fixing the connection of switches and turn off the DG.

Given N dithered quantized samples from (32), we can estimate \mathbf{C}_y via

$$\hat{\mathbf{C}}_y^{\text{d}} = \frac{1}{2} \tilde{\mathbf{C}}^{\text{d}} + \frac{1}{2} \left(\tilde{\mathbf{C}}^{\text{d}} \right)^{\text{H}}, \quad (33)$$

where

$$\tilde{\mathbf{C}}^{\text{d}} = \frac{\lambda^2}{N} \sum_{n=1}^N \mathbf{r}_n^{\text{d}} \left(\tilde{\mathbf{r}}_n^{\text{d}} \right)^{\text{H}} \quad (34)$$

is an asymmetric version of the sample covariance matrix scaled with λ^2 . We can now quantify the approximation of \mathbf{C}_y by $\hat{\mathbf{C}}_y^{\text{d}}$ for all random vectors $\mathbf{y} \in \mathbb{C}^M$ with S -subgaussian coordinates.

Definition 1: We say that a random vector $\mathbf{y} \in \mathbb{C}^M$ with covariance matrix \mathbf{C}_y has S -

subgaussian coordinates if, for all $p \geq 2$ and $j \in [M]$,

$$\max \left\{ \left(\mathbb{E} [|\operatorname{Re}(\mathbf{y})_j|^p] \right)^{\frac{1}{p}}, \left(\mathbb{E} [|\operatorname{Im}(\mathbf{y})_j|^p] \right)^{\frac{1}{p}} \right\} \leq S\sqrt{p} \|\mathbf{C}_y\|_{\infty}^{\frac{1}{2}}. \quad (35)$$

Note that if $\mathbf{y} \in \mathbb{C}^M$ is complex Gaussian with mean zero, then both $\operatorname{Re}(\mathbf{y})$ and $\operatorname{Im}(\mathbf{y})$ are mean-zero real Gaussian vectors with covariance matrix $\frac{1}{2}\operatorname{Re}(\mathbf{C}_y)$. Hence, \mathbf{y} has S -subgaussian coordinates for some absolute constant S . The following estimates, which complement operator norm error bounds derived in [37], are tailored to be used in Lemma 1.

Theorem 1: Let $\mathbf{y} \in \mathbb{C}^M$ be a mean-zero random vector with covariance matrix $\mathbb{E} [\mathbf{y}\mathbf{y}^H] = \mathbf{C}_y$ and S -subgaussian coordinates. Let $\mathbf{y}_1, \dots, \mathbf{y}_N \stackrel{\text{i.i.d.}}{\sim} \mathbf{y}$. Then there exists a constant $c > 0$ which only depends on S such that if $\lambda^2 \gtrsim \log(N) \|\mathbf{C}_y\|_{\infty}$, the covariance estimator $\widehat{\mathbf{C}}_y^d$ fulfills, for any $t \geq 0$, with probability at least $1 - 8e^{-cNt}$

$$\left\| \widehat{\mathbf{C}}_y^d - \mathbf{C}_y \right\|_{\infty} \lesssim \lambda^2 \sqrt{\frac{\log(M) + t}{N}}. \quad (36)$$

and

$$\left\| \widehat{\mathbf{C}}_y^d - \mathbf{C}_y \right\|_{\text{F}} \lesssim \lambda^2 \sqrt{\frac{M^2(\log(M) + t)}{N}}. \quad (37)$$

Proof: See Appendix B. ■

By combining Theorem 1 with Lemma 1, we can derive a bound on the expected estimation error of the channel vector in terms of the number of samples N used to estimate \mathbf{C}_y .

Theorem 2: There exist constants $c_1, \dots, c_4 > 0$ depending only on S such that the following holds. Let $\mathbf{y} \in \mathbb{C}^M$ be a zero-mean random vector with covariance matrix \mathbf{C}_y and S -subgaussian coordinates. Let $\mathbf{y}_1, \dots, \mathbf{y}_N \stackrel{\text{i.i.d.}}{\sim} \mathbf{y}$. Suppose that \mathbf{C}_y , \mathbf{C}_r , and $\theta \in (0, 1)$ satisfy (24) and (25). Further suppose that $\lambda^2 \geq c_1 \log(N) \|\mathbf{C}_y\|_{\infty}$ and

$$N \geq c_2 \lambda^4 M^2 \left(\theta^{-6} + \theta^{-12} \|\mathbf{C}_h\|_{\text{F}}^{-2} \max\{1, \|\mathbf{C}_h\|^2\} \|\mathbf{C}_y\|^2 \right) \max\{1, \|\mathbf{C}_y\|_{\infty}^2\} (\log(M) + t). \quad (38)$$

Then, for any $t \geq 0$, with probability at least $1 - 8e^{-c_3 Nt}$

$$\mathbb{E} \left[\left\| \widehat{\mathbf{h}} - \widehat{\mathbf{h}}^{\text{BLM}} \right\|_2^2 \right] \leq c_4 \lambda^2 \theta^{-6} M \max\{1, \|\mathbf{C}_y\|_{\infty}\} \max\{1, \|\mathbf{C}_h\|\} \|\mathbf{C}_h\|_{\text{F}} \sqrt{\frac{\log(M) + t}{N}}. \quad (39)$$

Proof: See Appendix C. ■

Remark 2: Theorem 2 implies that the parameter λ of the uniform distribution of the dithering vectors must be carefully tuned. Developing a corresponding method is thus desirable. We defer this open point to future work. ◇

C. APS-based channel covariance estimation

Let us now revisit the problem of estimating the channel covariance based on an estimator $\widehat{\mathbf{C}}_y$ of \mathbf{C}_y . Previously we used the basic estimator for the channel covariance given by

$$\widehat{\mathbf{C}}_h = \left(\widehat{\mathbf{C}}_y - N_0 \mathbf{I}_M \right), \quad (40)$$

which may not necessarily be a positive semi-definite matrix. To heuristically improve the performance of this basic estimator, we further exploit the angle domain and apply a commonly considered APS-based covariance fitting to estimate the APS and subsequently enhance the estimate of the channel covariance, see e.g., [9, 47–49]. Specifically, assuming that the visible antennas of all scattering clusters are known at the BS, i.e., the BS has the exact knowledge of the selection matrices $\{\mathbf{S}_i\}_{i=1}^L$. Using G Dirac delta functions that are equally spaced in the angle domain with AoAs $\{\theta_i\}_{i=1}^G$ as dictionary, the channel covariance matrix can be approximated as

$$\widetilde{\mathbf{C}}_h(\widehat{\boldsymbol{\gamma}}) = \widetilde{\mathbf{A}} \text{diag}(\widehat{\boldsymbol{\gamma}}_{L+1}) \widetilde{\mathbf{A}}^H + \sum_{i=1}^L \mathbf{S}_i \widetilde{\mathbf{A}} \text{diag}(\widehat{\boldsymbol{\gamma}}_i) \widetilde{\mathbf{A}}^H \mathbf{S}_i^H, \quad (41)$$

where $\widetilde{\mathbf{A}} := [\mathbf{a}(\theta_1), \dots, \mathbf{a}(\theta_G)]$ and we define $\widehat{\boldsymbol{\gamma}} \in \mathbb{R}_+^{\widetilde{G}} := [\widehat{\boldsymbol{\gamma}}_1^T, \dots, \widehat{\boldsymbol{\gamma}}_{L+1}^T]^T$ as the non-negative coefficients to be estimated, where $\widetilde{G} = (L+1)G$. Then, we estimate the coefficients by fitting the parametric channel covariance $\widetilde{\mathbf{C}}_h(\widehat{\boldsymbol{\gamma}})$ to the basic estimator $\widehat{\mathbf{C}}_h$ in terms of the Frobenius norm. We denote the estimated coefficients by

$$\widehat{\boldsymbol{\gamma}}^* = \arg \min_{\widehat{\boldsymbol{\gamma}} \in \mathbb{R}_+^{\widetilde{G}}} \left\| \widetilde{\mathbf{C}}_h(\widehat{\boldsymbol{\gamma}}) - \widehat{\mathbf{C}}_h \right\|_F^2. \quad (42)$$

By defining $\mathbf{b} := \text{vec}(\widehat{\mathbf{C}}_h^i)$ and $\mathbf{B} := [\mathbf{B}_1^1, \dots, \mathbf{B}_L^1, \mathbf{B}^c]$, where

$$\mathbf{B}^c := [\text{vec}(\mathbf{a}(\theta_1)\mathbf{a}(\theta_1)^H), \dots, \text{vec}(\mathbf{a}(\theta_G)\mathbf{a}(\theta_G)^H)], \quad (43)$$

$$\mathbf{B}_i^1 := [\text{vec}(\mathbf{S}_i \mathbf{a}(\theta_1) \mathbf{a}(\theta_1)^H \mathbf{S}_i^H), \dots, \text{vec}(\mathbf{S}_i \mathbf{a}(\theta_G) \mathbf{a}(\theta_G)^H \mathbf{S}_i^H)], \quad \forall i \in [L], \quad (44)$$

we see that $\widehat{\boldsymbol{\gamma}}^*$ can be obtained by solving the nonnegative least squares (NNLS) problem

$$\min_{\widehat{\boldsymbol{\gamma}} \in \mathbb{R}_+^{\widetilde{G}}} \|\mathbf{B}\widehat{\boldsymbol{\gamma}} - \mathbf{b}\|_2^2. \quad (45)$$

This problem can be efficiently solved using a variety of convex optimization techniques (see, e.g., [50, 51]). In our simulations, we use the novel MATLAB NNLS solver [26] which is much faster and stabler than the built-in MATLAB function *lsqnonneg*, especially under large problem dimensions as considered here. With the estimated ASF $\widehat{\boldsymbol{\gamma}}^*$ in hand, we obtain $\widehat{\mathbf{C}}_h^* := \widetilde{\mathbf{C}}_h(\widehat{\boldsymbol{\gamma}}^*)$ as the final estimator of the channel covariance.

IV. DATA TRANSMISSION RATE

In the UL data transmission phase, we assume K users simultaneously transmit their data. The received signal at the BS before quantization is given by

$$\mathbf{y}_D = \mathbf{H}\mathbf{s} + \mathbf{n}_D, \quad (46)$$

where $\mathbf{H} \in \mathbb{C}^{M \times K}$ is the channel matrix of K users, $\mathbf{s} \sim \mathcal{CN}(\mathbf{0}, \mathbf{I}_K)$ is the vector of the data signals of K users and $\mathbf{n}_D \sim \mathcal{CN}(\mathbf{0}, N_0 \mathbf{I}_M)$ is additive white Gaussian noise. Note that we use the subscript ‘D’ to indicate the signal during data transmission. After the one-bit non-dithered quantization, the quantized signal is given by

$$\mathbf{r}_D = \mathcal{Q}(\mathbf{y}_D) = \mathbf{A}_D \mathbf{H}\mathbf{s} + \mathbf{A}_D \mathbf{n}_D + \mathbf{q}_D, \quad (47)$$

where $\mathbf{A}_D = \sqrt{\frac{2}{\pi}} (\text{diag}(\mathbf{H}\mathbf{H}^H + N_0 \mathbf{I}_M))^{-\frac{1}{2}}$ is the Bussgang gain calculated similarly as in (16) and (20). By treating interference as noise, we apply a linear receiver \mathbf{W}^H to separate the quantized signal into K streams as

$$\hat{\mathbf{s}} = \mathbf{W}^H \mathbf{r}_D = \mathbf{W}^H \mathbf{A}_D \mathbf{H}\mathbf{s} + \mathbf{W}^H (\mathbf{A}_D \mathbf{n}_D + \mathbf{q}_D). \quad (48)$$

The data signal of the k -th user is then decoded by the k -th element of $\hat{\mathbf{s}}$ as

$$\hat{s}_k = \mathbf{w}_k^H \mathbf{A}_D \mathbf{h}_k s_k + \mathbf{w}_k^H \sum_{i \neq k}^K \mathbf{A}_D \mathbf{h}_i s_i + \mathbf{w}_k^H (\mathbf{A}_D \mathbf{n}_D + \mathbf{q}_D), \quad (49)$$

where \mathbf{w}_k and \mathbf{h}_k are the k -th columns of the \mathbf{W} and \mathbf{H} , respectively. The covariance matrix of the statistically equivalent quantizer noise \mathbf{q}_D is given by

$$\mathbf{C}_{\mathbf{q}_D} = \mathbf{C}_{\mathbf{r}_D} - \mathbf{A}_D \mathbf{C}_{\mathbf{y}_D} \mathbf{A}_D^H, \quad (50)$$

where $\mathbf{C}_{\mathbf{y}_D} = \mathbf{H}\mathbf{H}^H + N_0 \mathbf{I}_M$ and the covariance matrix $\mathbf{C}_{\mathbf{r}_D}$ of \mathbf{r}_D can be obtained via the arcsine law as $\mathbf{C}_{\mathbf{r}_D} = \mathcal{P}_{\text{arcsine}}(\mathbf{C}_{\mathbf{y}_D})$. Note that the quantizer noise \mathbf{q}_D is non-Gaussian. Considering the worst case by treating \mathbf{q}_D as Gaussian distributed with the same covariance matrix $\mathbf{C}_{\mathbf{q}_D}$, we can obtain a lower bound of the optimistic ergodic sum rate⁴ of K users [53], given as

$$R_{\text{sum}} = \sum_{k=1}^K \mathbb{E} \left[\log_2 \left(1 + \frac{|\mathbf{w}_k^H \mathbf{A}_D \mathbf{h}_k|^2}{\sum_{i \neq k}^K |\mathbf{w}_k^H \mathbf{A}_D \mathbf{h}_i|^2 + N_0 \|\mathbf{w}_k^H \mathbf{A}_D\|_2^2 + \mathbf{w}_k^H \mathbf{C}_{\mathbf{q}_D} \mathbf{w}_k} \right) \right]. \quad (51)$$

Now, we consider the design of the linear receiver \mathbf{W} . Using the proposed plug-in channel estimator, the channel matrix \mathbf{H} is estimated as $\hat{\mathbf{H}}$. Then, the conventional MRC and ZF receivers

⁴Note that the ‘‘optimistic ergodic sum rate’’ is an upper bound assuming Gaussian signaling since it assumes that the useful signal coefficient and the interference variance are perfectly known [52].

are given as

$$\mathbf{W}_{\text{MRC}}^{\text{H}} = \hat{\mathbf{H}}^{\text{H}}, \quad (52)$$

$$\mathbf{W}_{\text{ZF}}^{\text{H}} = \left(\hat{\mathbf{H}}^{\text{H}} \hat{\mathbf{H}} \right)^{-1} \hat{\mathbf{H}}^{\text{H}}. \quad (53)$$

Note that the conventional MRC and ZF receivers might not perform so well due to the quantized signal. Therefore, we propose a BLMMSE receiver that takes directly into account the quantized signal by considering its Bussgang decomposition, which is expected to yield better performance. Specifically, the BLMMSE receiver is given as

$$\mathbf{W}_{\text{BLM}}^{\text{H}} = \mathbf{C}_{\text{srD}} \mathbf{C}_{\text{rD}}^{-1}, \quad (54)$$

$$\text{where } \mathbf{C}_{\text{srD}} = \mathbb{E} [\mathbf{s}_{\text{rD}} \mathbf{s}_{\text{rD}}^{\text{H}}] = \mathbf{H}^{\text{H}} \mathbf{A}_{\text{D}}^{\text{H}}, \quad \mathbf{C}_{\text{rD}} = \mathbb{E} [\mathbf{r}_{\text{D}} \mathbf{r}_{\text{D}}^{\text{H}}] = \mathcal{P}_{\text{arcsine}}(\mathbf{C}_{\text{yD}}). \quad (55)$$

In practice, using the estimated channel matrix $\hat{\mathbf{H}}$, the BLMMSE receiver $\mathbf{W}_{\text{BLM}}^{\text{H}}$ is given as

$$\mathbf{W}_{\text{BLM}}^{\text{H}} = \hat{\mathbf{H}}^{\text{H}} \hat{\mathbf{A}}_{\text{D}}^{\text{H}} \left(\mathcal{P}_{\text{arcsine}} \left(\hat{\mathbf{C}}_{\text{yD}} \right) \right)^{-1}, \quad (56)$$

where $\hat{\mathbf{A}}_{\text{D}} = \sqrt{\frac{2}{\pi}} (\text{diag}(\hat{\mathbf{H}} \hat{\mathbf{H}}^{\text{H}} + N_0 \mathbf{I}_M))^{-\frac{1}{2}}$ and $\hat{\mathbf{C}}_{\text{yD}} = \hat{\mathbf{H}} \hat{\mathbf{H}}^{\text{H}} + N_0 \mathbf{I}_M$.

V. SIMULATION RESULTS

In our simulation, we take $M = 256$ antennas at the BS in ULA. The channel consists of $L^c = 3$ multipaths in common clusters and $L = 2$ local clusters, where each local cluster is composed of three multipaths, i.e., $L_i^l = 3$, $i = 1, 2$. The first local cluster is visible to the first quarter of antennas and the second local cluster is visible to the last quarter of antennas, i.e., $\mathcal{M}_1^l = \{1, 2, \dots, \frac{M}{4}\}$, $\mathcal{M}_2^l = \{\frac{3M}{4} + 1, \frac{3M}{4} + 2, \dots, M\}$. The AoAs of the common clusters and the first and second local clusters are uniformly and randomly generated from $[-60, 60]$, $[-60, 0]$ and $[0, 60]$ degrees, respectively, i.e., $\theta_i^c \sim \mathcal{U}(-60, 60)$, $\forall i \in [L^c]$, $\theta_{1,j}^l \sim \mathcal{U}(-60, 0)$, $\forall j \in [L_1^l]$, $\theta_{2,j}^l \sim \mathcal{U}(0, 60)$, $\forall j \in [L_2^l]$. The APS of all multipaths are randomly generated with the constraints $P^c = 0.3$, $P_1^l = 0.7$, and $P_2^l = 0.5$. Note that this setting satisfies the assumption of $\max(\text{diag}(\mathbf{C}_{\text{h}})) = 1$. The SNR is set to 10dB (equivalently, $N_0 = 0.1$). We consider three different estimators $\hat{\mathbf{C}}_{\text{y}}$ for \mathbf{C}_{y} : the estimator (31), based on non-dithered one-bit quantized samples, the estimator (33), based on dithered one-bit quantized samples, and finally, as a reference, the sample covariance matrix of the *unquantized* samples. In the first two cases with quantized samples, we use the estimator to produce the APS-based estimator $\hat{\mathbf{C}}_{\text{h}}^*$ of the channel covariance \mathbf{C}_{h} , as is detailed in Section III-C. All results presented below are averaged over 10 random channel geometry realizations, each with 20 groups of N i.i.d. random channel realizations.

A. Channel covariance estimation

Given an estimator $\hat{\mathbf{C}}_{\mathbf{h}}^*$ of the channel covariance matrix, we first evaluate it in terms of the normalized Frobenius norm error, which is given by

$$E_{\text{NF}} = \mathbb{E} \left[\frac{\|\mathbf{C}_{\mathbf{h}} - \hat{\mathbf{C}}_{\mathbf{h}}^*\|_{\text{F}}^2}{\|\mathbf{C}_{\mathbf{h}}\|_{\text{F}}^2} \right]. \quad (57)$$

The numerical results under different values of λ are shown in Fig. 3a. It is seen that the choice of λ significantly influences the results of dithered quantization. A larger number of samples N can result in a more robust covariance estimation in terms of tuning λ . Moreover, the results under various numbers of samples N are shown in Fig. 3b, where 3 different choices of λ for dithered quantization are included. It is observed that the Frobenius norm errors of the dithered estimators are much smaller than the ones of the non-dithered estimators over a large range of number of samples N . It is also seen that by finding a proper λ , the estimation performance can be much improved. Furthermore, in the regime of a small number of samples (e.g., when $N < 100$ in our case), the results for the estimator based on dithered quantized samples are even better than the sample covariance of the unquantized samples. This shows that our algorithm has a benefit in practical cases with limited number of samples.

B. Channel vector estimation via BLMMSE

Next, we numerically evaluate the BLMMSE-based channel vector estimator in terms of the normalized MSE, which is given by

$$E_{\text{NMSE}} = \frac{\mathbb{E} \left[\|\mathbf{h} - \hat{\mathbf{h}}\|_2^2 \right]}{\text{tr}(\mathbf{C}_{\mathbf{h}})}. \quad (58)$$

Given an estimated channel covariance, we calculate the NMSE with 100 i.i.d. random channel realizations. The averaged results under various λ and various N are depicted in Fig. 4a and Fig. 4b, respectively, where the lower bound is given by the BLMMSE estimator obtained using the true channel covariance. It is observed again that the choice of λ significantly influences the estimation performance of the dithered case. By applying a proper λ (e.g., $\lambda = 1$ in Fig. 4b) the channel estimate can be considerably improved compared to the non-dithered case for a large range of number of samples. Moreover, it is seen from Figs. 3a and 4a that the trend of tuning λ in BLMMSE based channel estimation is different from the trend in channel covariance estimation. In the range of $1 \leq \lambda \leq 2$, the results of BLMMSE-based channel estimation are no

longer as robust as the results in covariance estimation even under large N . The optimal choices of λ for the two estimation problems are also different, e.g., $\lambda^* \approx 1.5$ in Fig. 3a and $\lambda^* \approx 1.2$ in Fig. 4a under $N = 500$.

C. Ergodic sum rate evaluation

Finally, we evaluate the proposed scheme in terms of the ergodic sum rate given in (51). We test with $K = 4$ users and assume that the channel geometry of all users follows the setting described at the beginning of this section. For each channel estimation we test with MRC, ZF, and BLMMSE receivers given in (52), (53), and (56), respectively. Similarly as in the previous part, beside the non-dithered and dithered schemes we also provide results based on the true channel covariance matrix. However, unlike for the channel MSE criterion used in the previous part, the use of the true covariance is not guaranteed to yield a better sum rate, as a channel estimator with smaller MSE does not necessarily yield a higher sum rate. Furthermore, we provide results based on the true channel vectors as upper bounds.

We first present the resulting sum rates under various λ with $N = 50$ samples for covariance estimation and BLMMSE channel estimation in Fig. 5a. It is firstly observed that the BLMMSE receiver performs much better than the ZF and MRC receivers. This is expected since the BLMMSE receiver takes the quantization into account whereas the conventional ZF and MRC receivers do not. Next, we observe that the results based on the true covariance do not always provide the largest sum rate as previously explained. Specifically, among the results with ZF receivers (the dashed lines) the non-dithered one is the best. Since the ZF and MRC receivers are designed to deal with non-quantized received signals and perform much worse than the BLMMSE receiver, we now focus on the results of the BLMMSE receiver, which is also individually depicted in Fig. 5b with one more case of $N = 500$ samples. It is noticed again that a larger number of samples N makes the results with dithering in terms of the sum rate not only better but also more robust against λ . From Fig. 5b it is seen that the highest sum rate obtained by the proposed scheme with dithering (under $N = 500$ and $\lambda \approx 0.6$) is very close to the result based on the true covariance matrix. This shows the advantage of the proposed scheme for both channel estimation and multi-user receivers under one-bit quantization.

Finally, we focus on the influence of the number of samples N . The sum rates under various N of MRC, ZF, and BLMMSE are depicted in Fig. 6a and of only BLMMSE with 3 different

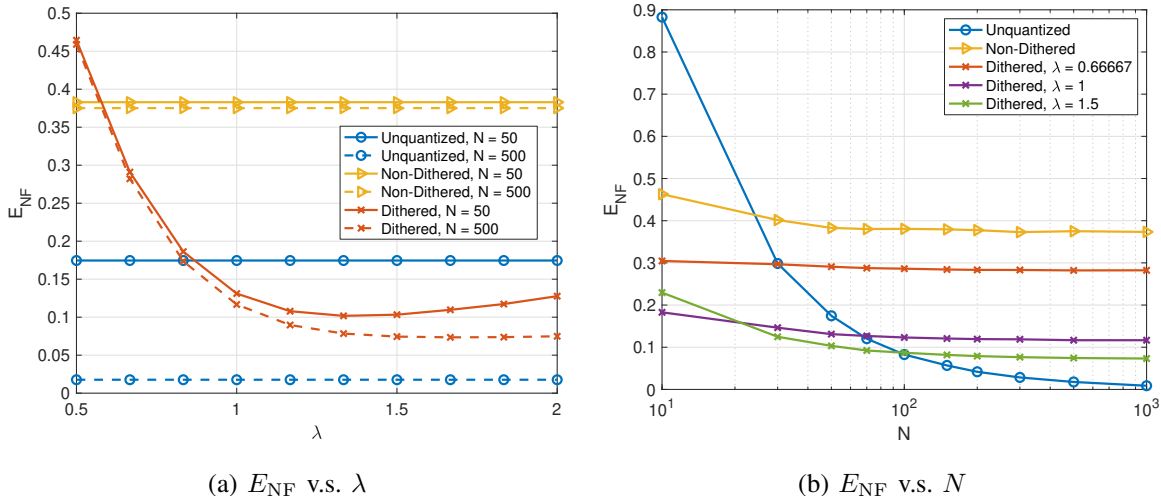


Fig. 3: Normalized Frobenius-norm error of channel covariance under various λ in (a) and i.i.d. samples N in (b).

choices of λ for the dithered case are depicted in Fig. 6b. In Fig. 6a we see a similar behavior as before: the BLMMSE receiver produces better sum rates than the ZF and MRC receivers over a large range of N . It is seen from Fig. 6b that under the best $\lambda^* \approx 0.6$ the proposed scheme with dithering produces sum rates comparable to the results based on the true channel covariance when $N \geq 100$. It is additionally observed from Fig. 6b that as the number of samples N increases the difference between the results obtained with different λ is decreasing. This indicates again that under larger N the results with dithering are more robust to variations in λ .

VI. CONCLUSION AND DISCUSSION

In this work, we proposed a plug-in channel estimator for massive MIMO systems with spatially non-stationary channels and one-bit quantizers. We analyzed the quantized signal via the Busgang decomposition and analyzed the distortion produced by using an estimated, rather than the true, channel covariance in the construction of the BLMMSE estimator of the channel. To obtain an estimate of the covariance of the spatially non-stationary channel, we introduced a channel covariance estimator based on dithered quantized samples and theoretically analyzed its performance. We further enhanced this estimator using an APS-based NNLS solution. Our numerical results showed large performance gains of the proposed scheme with dithering in terms of both channel vector and covariance estimation. Finally, we proposed a BLMMSE-based receiver tailored to one-bit quantized data signals for the multi-user data transmission

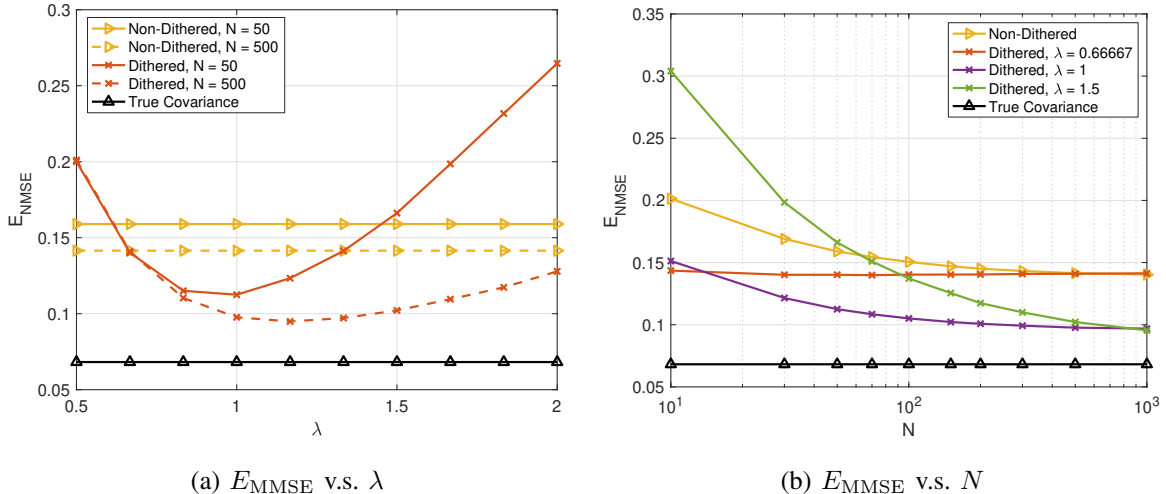


Fig. 4: Normalized MSE of channel vectors via BLMMSE under various λ in (a) and i.i.d. samples N in (b).

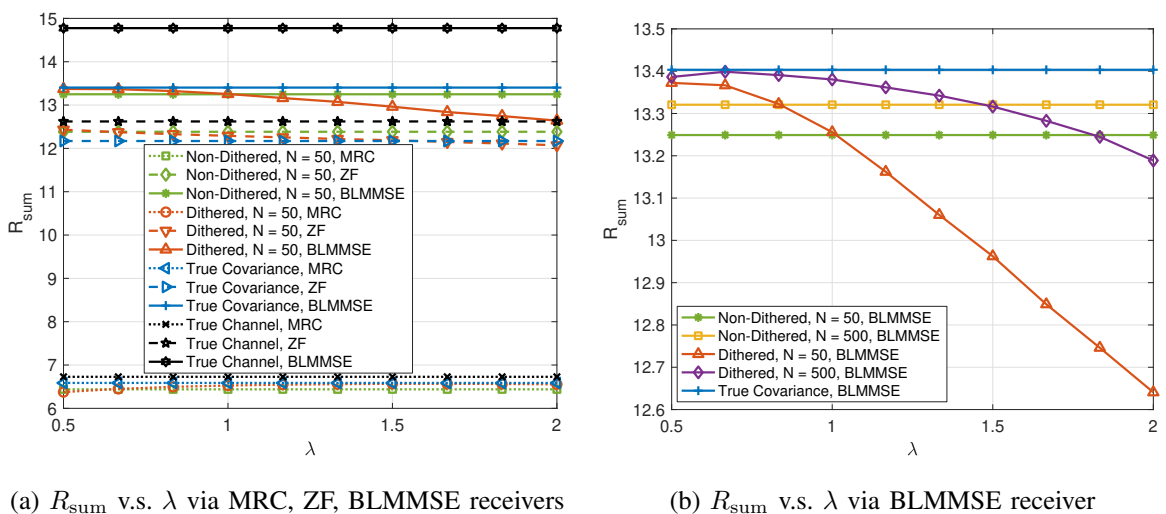


Fig. 5: Ergodic sum rate of $K=4$ users under various λ via MRC, ZF and BLMMSE receivers in (a) and enlarged view of results via BLMMSE receiver in (b).

phase and showed in numerical experiments that it outperforms the conventional MRC and ZF receivers in terms of the resulting ergodic sum rate.

There are two important aspects of our work that can be improved. First, we observed in the numerical experiments that the hyperparameter λ of the dithering generation influences the channel estimation significantly. Even though this influence was observed to diminish as the sample size increases, it is still of significant interest to develop a data-driven method to optimally

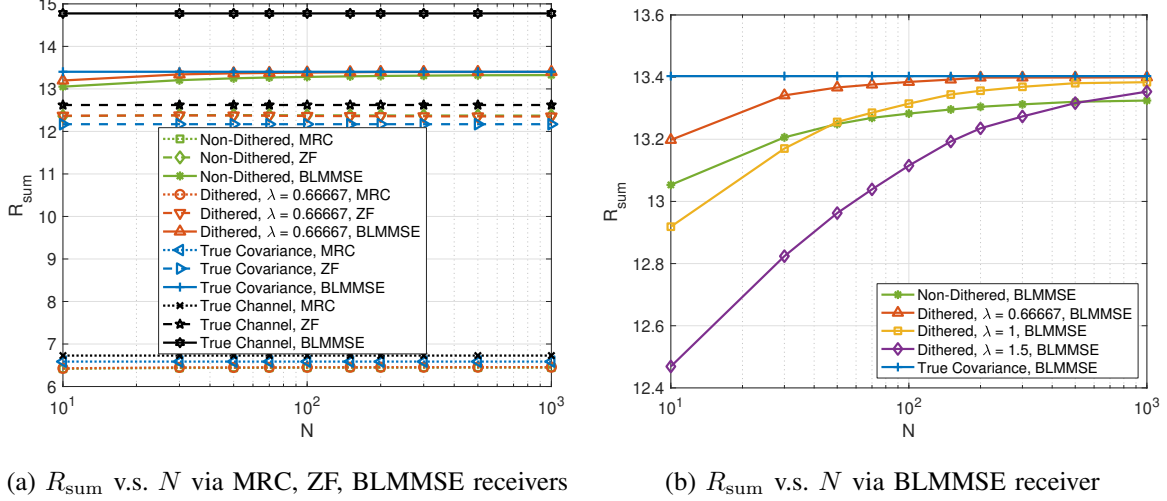


Fig. 6: Ergodic sum rate of $K = 4$ users under various number of i.i.d. samples N via MRC, ZF and BLMMSE receivers in (a) and enlarged view of results via BLMMSE receiver in (b).

tune λ . Second, in the proposed APS-based channel covariance estimation scheme, the visibility of local clusters is assumed to be known at the BS. In practice, however, the visibility of local clusters is usually not easy to estimate. It is therefore desirable to develop a scheme without the assumption of known visibility of local clusters. We will investigate these two questions in future work.

APPENDIX A

PROOF OF LEMMA 1

Recall that

$$\hat{\mathbf{h}}^{\text{BLM}} = \mathbf{C}_{\text{hr}} \mathbf{C}_{\text{r}}^{-1} \mathbf{r} = \mathbf{C}_{\text{h}} \mathbf{A}^{\text{H}} \mathbf{C}_{\text{r}}^{-1} \mathbf{r} = (\mathbf{C}_{\text{y}} - N_0 \mathbf{I}) \mathbf{A}^{\text{H}} \mathbf{C}_{\text{r}}^{-1} \mathbf{r} \quad (59)$$

and

$$\hat{\mathbf{h}} = (\hat{\mathbf{C}}_{\text{y}} - N_0 \mathbf{I}) \hat{\mathbf{A}}^{\text{H}} \hat{\mathbf{C}}_{\text{r}}^{-1} \mathbf{r}, \quad (60)$$

where $\hat{\mathbf{A}}$ and $\hat{\mathbf{C}}_{\text{r}}$ are defined like \mathbf{A} and \mathbf{C}_{r} with \mathbf{C}_{y} being replaced by $\hat{\mathbf{C}}_{\text{y}}$. Let us abbreviate

$$\hat{\mathbf{h}}^{\text{BLM}} = \mathbf{M} \mathbf{r} \quad \text{and} \quad \hat{\mathbf{h}} = \hat{\mathbf{M}} \mathbf{r}. \quad (61)$$

Consider $\alpha, \beta, \gamma > 0$ such that $\min_{i \in [M]} |[\mathbf{C}_{\text{y}}]_{i,i}| \geq \alpha$, $\lambda_{\min}(\mathbf{C}_{\text{r}}) \geq \gamma$, and

$$\left| \left[\text{diag}(\mathbf{C}_{\text{y}})^{-\frac{1}{2}} \mathbf{C}_{\text{y}} \text{diag}(\mathbf{C}_{\text{y}})^{-\frac{1}{2}} \right]_{i,j} \right| \leq 1 - \beta, \quad \text{for all } i \neq j. \quad (62)$$

In particular, $\theta \leq \min\{\alpha, \beta, \gamma\}$. We start by writing

$$\mathbb{E} \left[\left\| \hat{\mathbf{h}} - \hat{\mathbf{h}}^{\text{BLM}} \right\|_2^2 \right] = \mathbb{E} \left[\text{tr} \left(\hat{\mathbf{h}}^{\text{BLM}} (\hat{\mathbf{h}}^{\text{BLM}})^{\text{H}} - \hat{\mathbf{h}}^{\text{BLM}} \hat{\mathbf{h}}^{\text{H}} - \hat{\mathbf{h}} (\hat{\mathbf{h}}^{\text{BLM}})^{\text{H}} + \hat{\mathbf{h}} \hat{\mathbf{h}}^{\text{H}} \right) \right] \quad (63)$$

$$= \text{tr} \left(\mathbf{M} \mathbf{C}_r (\mathbf{M} - \widehat{\mathbf{M}})^H + \widehat{\mathbf{M}} \mathbf{C}_r (\widehat{\mathbf{M}} - \mathbf{M})^H \right) \quad (64)$$

$$= \left\langle \mathbf{M} \mathbf{C}_r + \widehat{\mathbf{M}} \mathbf{C}_r, (\mathbf{M} - \widehat{\mathbf{M}}) \right\rangle_{\mathbb{F}} \quad (65)$$

$$= 2 \left\langle \mathbf{M} \mathbf{C}_r, (\mathbf{M} - \widehat{\mathbf{M}}) \right\rangle_{\mathbb{F}} - \left\langle (\widehat{\mathbf{M}} - \mathbf{M}) \mathbf{C}_r, (\mathbf{M} - \widehat{\mathbf{M}}) \right\rangle_{\mathbb{F}} \quad (66)$$

$$\leq 2 \|\mathbf{M} \mathbf{C}_r\|_{\mathbb{F}} \|\mathbf{M} - \widehat{\mathbf{M}}\|_{\mathbb{F}} + \|\mathbf{C}_r\| \|\mathbf{M} - \widehat{\mathbf{M}}\|_{\mathbb{F}}^2 \quad (67)$$

Observe that $\|\mathbf{A}\| \leq \frac{1}{\sqrt{\alpha}}$ by assumption such that

$$\|\mathbf{M} \mathbf{C}_r\|_{\mathbb{F}} = \|\mathbf{C}_h \mathbf{A}^H\|_{\mathbb{F}} \leq \|\mathbf{C}_h\|_{\mathbb{F}} \|\mathbf{A}^H\| \leq \frac{1}{\sqrt{\alpha}} \|\mathbf{C}_h\|_{\mathbb{F}}. \quad (68)$$

Moreover, using that $\|\arcsin(\mathbf{B})\| \leq \frac{\pi}{2} \|\mathbf{B}\|$ if $\|\mathbf{B}\|_{\infty} \leq 1$ (see [37, Supplementary Material, Eq. (4)]), we find

$$\|\mathbf{C}_r\| \leq \left\| \text{diag}(\mathbf{C}_y)^{-\frac{1}{2}} \text{Re}(\mathbf{C}_y) \text{diag}(\mathbf{C}_y)^{-\frac{1}{2}} \right\| + \left\| \text{diag}(\mathbf{C}_y)^{-\frac{1}{2}} \text{Im}(\mathbf{C}_y) \text{diag}(\mathbf{C}_y)^{-\frac{1}{2}} \right\| \quad (69)$$

$$\leq 2 \left\| \text{diag}(\mathbf{C}_y)^{-\frac{1}{2}} \right\| \|\mathbf{C}_y\| \left\| \text{diag}(\mathbf{C}_y)^{-\frac{1}{2}} \right\| \leq \frac{2}{\alpha} \|\mathbf{C}_y\|. \quad (70)$$

We conclude that

$$\mathbb{E} \left[\left\| \widehat{\mathbf{h}} - \widehat{\mathbf{h}}^{\text{BLM}} \right\|_2^2 \right] \lesssim \alpha^{-\frac{1}{2}} \|\mathbf{C}_h\|_{\mathbb{F}} \|\mathbf{M} - \widehat{\mathbf{M}}\|_{\mathbb{F}} + \alpha^{-1} \|\mathbf{C}_y\| \|\mathbf{M} - \widehat{\mathbf{M}}\|_{\mathbb{F}}^2. \quad (71)$$

We will now show that

$$\left\| \mathbf{M} - \widehat{\mathbf{M}} \right\|_{\mathbb{F}} \leq \kappa \leq \alpha^{\frac{1}{2}} \frac{\|\mathbf{C}_h\|_{\mathbb{F}}}{\|\mathbf{C}_y\|}, \quad (72)$$

so that we obtain $\frac{\kappa}{\sqrt{\alpha}} \|\mathbf{C}_h\|_{\mathbb{F}}$ as a final estimate.

We start by estimating

$$\left\| \mathbf{M} - \widehat{\mathbf{M}} \right\|_{\mathbb{F}} = \left\| (\mathbf{C}_y - N_0 \mathbf{I}) \mathbf{A}^H \mathbf{C}_r^{-1} - (\widehat{\mathbf{C}}_y - N_0 \mathbf{I}) \widehat{\mathbf{A}}^H \widehat{\mathbf{C}}_r^{-1} \right\|_{\mathbb{F}} \quad (73)$$

$$\leq \left\| \mathbf{C}_y - \widehat{\mathbf{C}}_y \right\|_{\mathbb{F}} \|\mathbf{A}\| \|\mathbf{C}_r^{-1}\| + \left\| \widehat{\mathbf{C}}_y - N_0 \mathbf{I} \right\|_{\mathbb{F}} \left\| \mathbf{A} - \widehat{\mathbf{A}} \right\| \|\mathbf{C}_r^{-1}\| \quad (74)$$

$$+ \left\| \widehat{\mathbf{C}}_y - N_0 \mathbf{I} \right\|_{\mathbb{F}} \|\widehat{\mathbf{A}}\| \|\mathbf{C}_r^{-1} - \widehat{\mathbf{C}}_r^{-1}\|_{\mathbb{F}}. \quad (75)$$

The first term is clearly bounded by $\gamma^{-1} \alpha^{-\frac{1}{2}} \varepsilon_{\mathbb{F}}$. To estimate the second term, we note that

$$\left\| \widehat{\mathbf{C}}_y - N_0 \mathbf{I} \right\|_{\mathbb{F}} \leq \|\mathbf{C}_h\|_{\mathbb{F}} + \left\| \widehat{\mathbf{C}}_y - \mathbf{C}_y \right\|_{\mathbb{F}} \leq \|\mathbf{C}_h\|_{\mathbb{F}} + \varepsilon_{\mathbb{F}} \quad \text{and} \quad \left\| \widehat{\mathbf{C}}_y - N_0 \mathbf{I} \right\| \leq \|\mathbf{C}_h\| + \varepsilon_{\mathbb{F}}. \quad (76)$$

Furthermore, we use that

$$\mathbf{Z}_1^{-1} - \mathbf{Z}_2^{-1} = \mathbf{Z}_1^{-1} (\mathbf{Z}_2 - \mathbf{Z}_1) \mathbf{Z}_2^{-1} \quad (77)$$

for any invertible $\mathbf{Z}_1, \mathbf{Z}_2$ of the same dimensions. This yields

$$\left\| \widehat{\mathbf{A}} - \mathbf{A} \right\| = \frac{2}{\pi} \left\| \text{diag}(\widehat{\mathbf{C}}_y)^{-\frac{1}{2}} \left(\text{diag}(\mathbf{C}_y)^{\frac{1}{2}} - \text{diag}(\widehat{\mathbf{C}}_y)^{\frac{1}{2}} \right) \text{diag}(\mathbf{C}_y)^{-\frac{1}{2}} \right\| \quad (78)$$

$$\leq \frac{2}{\pi} \left\| \text{diag}(\widehat{\mathbf{C}}_{\mathbf{y}})^{-\frac{1}{2}} \right\| \left\| \text{diag}(\mathbf{C}_{\mathbf{y}})^{\frac{1}{2}} - \text{diag}(\widehat{\mathbf{C}}_{\mathbf{y}})^{\frac{1}{2}} \right\| \left\| \text{diag}(\mathbf{C}_{\mathbf{y}})^{-\frac{1}{2}} \right\| \quad (79)$$

By assumption, we have

$$\left\| \text{diag}(\mathbf{C}_{\mathbf{y}})^{-\frac{1}{2}} \right\| = \sqrt{\frac{1}{\min_i [\mathbf{C}_{\mathbf{y}}]_{i,i}}} \leq \sqrt{\frac{1}{\alpha}}. \quad (80)$$

Moreover, since $\left\| \widehat{\mathbf{C}}_{\mathbf{y}} - \mathbf{C}_{\mathbf{y}} \right\|_{\infty} \leq \frac{\alpha}{2}$ by (26), we find

$$\min_i [\widehat{\mathbf{C}}_{\mathbf{y}}]_{i,i} \geq \min_i [\mathbf{C}_{\mathbf{y}}]_{i,i} - \left\| \widehat{\mathbf{C}}_{\mathbf{y}} - \mathbf{C}_{\mathbf{y}} \right\|_{\infty} \geq \frac{\alpha}{2} \quad (81)$$

and so

$$\left\| \text{diag}(\widehat{\mathbf{C}}_{\mathbf{y}})^{-\frac{1}{2}} \right\| \leq \sqrt{\frac{2}{\alpha}}. \quad (82)$$

Note that this also implies that $\|\widehat{\mathbf{A}}\| \lesssim \frac{1}{\alpha}$. Using that $|\sqrt{x} - \sqrt{y}| \leq \frac{|x-y|}{\sqrt{c}}$ if $x \geq c > 0, y \geq 0$, we find

$$\left\| \text{diag}(\mathbf{C}_{\mathbf{y}})^{\frac{1}{2}} - \text{diag}(\widehat{\mathbf{C}}_{\mathbf{y}})^{\frac{1}{2}} \right\| \leq \sqrt{\frac{1}{\alpha}} \left\| \mathbf{C}_{\mathbf{y}} - \widehat{\mathbf{C}}_{\mathbf{y}} \right\|_{\infty} = \sqrt{\frac{1}{\alpha}} \varepsilon_{\infty}, \quad (83)$$

and hence

$$\left\| \mathbf{A} - \widehat{\mathbf{A}} \right\| \leq \frac{4}{\pi} \alpha^{-\frac{3}{2}} \varepsilon_{\infty}. \quad (84)$$

Let us finally estimate the last term on the right hand side of (73). Write $c_{ij} = [\mathbf{C}_{\mathbf{y}}]_{i,j}$, $\hat{c}_{ij} = [\widehat{\mathbf{C}}_{\mathbf{y}}]_{i,j}$ and observe that

$$\left| \frac{\hat{c}_{ij}}{\sqrt{\hat{c}_{ii}\hat{c}_{jj}}} - \frac{c_{ij}}{\sqrt{c_{ii}c_{jj}}} \right| \leq \left| \frac{\hat{c}_{ij} - c_{ij}}{\sqrt{\hat{c}_{ii}\hat{c}_{jj}}} \right| + |c_{ij}| \frac{1}{\sqrt{\hat{c}_{ii}}} \left| \frac{1}{\sqrt{\hat{c}_{jj}}} - \frac{1}{\sqrt{c_{jj}}} \right| + |c_{ij}| \frac{1}{\sqrt{\hat{c}_{jj}}} \left| \frac{1}{\sqrt{\hat{c}_{ii}}} - \frac{1}{\sqrt{c_{ii}}} \right| \quad (85)$$

$$\lesssim \frac{1}{\alpha} \left\| \widehat{\mathbf{C}}_{\mathbf{y}} - \mathbf{C}_{\mathbf{y}} \right\|_{\infty} + \left\| \mathbf{C}_{\mathbf{y}} \right\|_{\infty} \frac{1}{\alpha^2} \left\| \widehat{\mathbf{C}}_{\mathbf{y}} - \mathbf{C}_{\mathbf{y}} \right\|_{\infty} \quad (86)$$

$$\lesssim \left\| \mathbf{C}_{\mathbf{y}} \right\|_{\infty} \frac{1}{\alpha^2} \left\| \widehat{\mathbf{C}}_{\mathbf{y}} - \mathbf{C}_{\mathbf{y}} \right\|_{\infty} \leq \frac{\beta}{2} \quad (87)$$

as

$$\varepsilon_{\infty} \lesssim \beta \frac{\alpha^2}{\left\| \mathbf{C}_{\mathbf{y}} \right\|_{\infty}}. \quad (88)$$

By (62), this implies that

$$\left| \left[\text{diag}(\widehat{\mathbf{C}}_{\mathbf{y}})^{-\frac{1}{2}} \widehat{\mathbf{C}}_{\mathbf{y}} \text{diag}(\widehat{\mathbf{C}}_{\mathbf{y}})^{-\frac{1}{2}} \right]_{i,j} \right| \leq 1 - \frac{\beta}{2}, \quad \text{for all } i \neq j. \quad (89)$$

Clearly, for any

$$|\arcsin(x) - \arcsin(y)| \leq L_{\beta} |x - y|, \quad (90)$$

for all $x, y \in (-1 + \frac{\beta}{2}, 1 - \frac{\beta}{2})$ where

$$L_{\beta} = \sup_{0 \leq z < 1 - \frac{\beta}{2}} \sqrt{\frac{1}{1-z^2}} = \sqrt{\frac{1}{1 - (1 - \frac{\beta}{2})^2}} \leq \sqrt{\frac{2}{\beta}}. \quad (91)$$

Together with (62) and (89) this yields

$$\begin{aligned} \|\mathbf{C}_r - \widehat{\mathbf{C}}_r\|_F &\lesssim \beta^{-1/2} \left\| \text{diag}(\widehat{\mathbf{C}}_y)^{-\frac{1}{2}} \text{Re}(\widehat{\mathbf{C}}_y) \text{diag}(\widehat{\mathbf{C}}_y)^{-\frac{1}{2}} - \text{diag}(\mathbf{C}_y)^{-\frac{1}{2}} \text{Re}(\mathbf{C}_y) \text{diag}(\mathbf{C}_y)^{-\frac{1}{2}} \right\|_F \\ &\quad + \beta^{-1/2} \left\| \text{diag}(\widehat{\mathbf{C}}_y)^{-\frac{1}{2}} \text{Im}(\widehat{\mathbf{C}}_y) \text{diag}(\widehat{\mathbf{C}}_y)^{-\frac{1}{2}} - \text{diag}(\mathbf{C}_y)^{-\frac{1}{2}} \text{Im}(\mathbf{C}_y) \text{diag}(\mathbf{C}_y)^{-\frac{1}{2}} \right\|_F. \end{aligned} \quad (92)$$

Now observe that

$$\begin{aligned} &\left\| \text{diag}(\widehat{\mathbf{C}}_y)^{-\frac{1}{2}} \text{Re}(\widehat{\mathbf{C}}_y) \text{diag}(\widehat{\mathbf{C}}_y)^{-\frac{1}{2}} - \text{diag}(\mathbf{C}_y)^{-\frac{1}{2}} \text{Re}(\mathbf{C}_y) \text{diag}(\mathbf{C}_y)^{-\frac{1}{2}} \right\|_F \\ &\leq \left\| \text{diag}(\widehat{\mathbf{C}}_y)^{-\frac{1}{2}} - \text{diag}(\mathbf{C}_y)^{-\frac{1}{2}} \right\| \|\widehat{\mathbf{C}}_y\|_F \left\| \text{diag}(\widehat{\mathbf{C}}_y)^{-\frac{1}{2}} \right\| \\ &\quad + \left\| \text{diag}(\mathbf{C}_y)^{-\frac{1}{2}} \right\| \|\widehat{\mathbf{C}}_y - \mathbf{C}_y\|_F \left\| \text{diag}(\widehat{\mathbf{C}}_y)^{-\frac{1}{2}} \right\| \\ &\quad + \left\| \text{diag}(\mathbf{C}_y)^{-\frac{1}{2}} \right\| \|\mathbf{C}_y\|_F \left\| \text{diag}(\widehat{\mathbf{C}}_y)^{-\frac{1}{2}} - \text{diag}(\mathbf{C}_y)^{-\frac{1}{2}} \right\| \end{aligned} \quad (93)$$

$$\lesssim \alpha^{-2} \|\mathbf{C}_y\|_F \varepsilon_\infty + (\alpha^{-2} \varepsilon_\infty + \alpha^{-1}) \varepsilon_F \quad (94)$$

and analogously,

$$\begin{aligned} &\left\| \text{diag}(\widehat{\mathbf{C}}_y)^{-\frac{1}{2}} \text{Im}(\widehat{\mathbf{C}}_y) \text{diag}(\widehat{\mathbf{C}}_y)^{-\frac{1}{2}} - \text{diag}(\mathbf{C}_y)^{-\frac{1}{2}} \text{Im}(\mathbf{C}_y) \text{diag}(\mathbf{C}_y)^{-\frac{1}{2}} \right\|_F \\ &\lesssim \alpha^{-2} \|\mathbf{C}_y\|_F \varepsilon_\infty + (\alpha^{-2} \varepsilon_\infty + \alpha^{-1}) \varepsilon_F. \end{aligned} \quad (95)$$

Hence,

$$\left\| \mathbf{C}_r - \widehat{\mathbf{C}}_r \right\|_F \lesssim \beta^{-\frac{1}{2}} \alpha^{-2} \|\mathbf{C}_y\|_F \varepsilon_\infty + \beta^{-\frac{1}{2}} (\alpha^{-2} \varepsilon_\infty + \alpha^{-1}) \varepsilon_F. \quad (96)$$

By our assumptions on ε_∞ and ε_F , the right hand side is bounded by $\gamma/2$ and hence the assumption $\|\mathbf{C}_r^{-1}\| \leq \gamma^{-1}$ implies that $\|\widehat{\mathbf{C}}_r^{-1}\| \leq 2\gamma^{-1}$. Using now again (77) we finally arrive at

$$\left\| \mathbf{C}_r^{-1} - \widehat{\mathbf{C}}_r^{-1} \right\|_F \lesssim \beta^{-\frac{1}{2}} \gamma^{-2} (\alpha^{-2} \|\mathbf{C}_y\|_F \varepsilon_\infty + (\alpha^{-2} \varepsilon_\infty + \alpha^{-1}) \varepsilon_F). \quad (97)$$

Combining all our estimates in (73), we find

$$\begin{aligned} \left\| \mathbf{M} - \widehat{\mathbf{M}} \right\|_F &\lesssim \gamma^{-1} \alpha^{-\frac{1}{2}} \varepsilon_F + \gamma^{-1} (\|\mathbf{C}_h\|_F + \varepsilon_F) \alpha^{-\frac{3}{2}} \varepsilon_\infty \\ &\quad + (\|\mathbf{C}_h\|_F + \varepsilon_F) \alpha^{-\frac{1}{2}} \beta^{-\frac{1}{2}} \gamma^{-2} (\alpha^{-2} \|\mathbf{C}_y\|_F \varepsilon_\infty + (\alpha^{-2} \varepsilon_\infty + \alpha^{-1}) \varepsilon_F). \end{aligned} \quad (98)$$

Since

$$\varepsilon_\infty \leq \min \left\{ \frac{\varepsilon_F}{\|\mathbf{C}_y\|_F}, 1 \right\}, \quad (99)$$

we can estimate the right hand side by

$$\kappa := c \alpha^{-\frac{5}{2}} \beta^{-\frac{1}{2}} \gamma^{-2} \max\{1, \|\mathbf{C}_h\|\} \varepsilon_F, \quad (100)$$

for an absolute constant $c > 0$. Clearly,

$$\kappa \leq \alpha^{-\frac{1}{2}} \frac{\|\mathbf{C}_h\|_F}{\|\mathbf{C}_y\|} \quad (101)$$

by our assumption on ε_F , which completes the proof.

APPENDIX B

PROOF OF THEOREM 1

In the proof of Theorem 1 we will use the following lemmas. The first one bounds the bias of (34) in terms of λ .

Lemma 2: Let $S > 0$. There exist constants $c_1, c_2 > 0$ depending only on S such that the following holds. Let $\mathbf{y} \in \mathbb{C}^M$ be a mean-zero random vector with covariance matrix $\mathbb{E}[\mathbf{y}\mathbf{y}^H] = \mathbf{C}_y$ and S -subgaussian coordinates. Let $\lambda > 0$ and let $\mathbf{r}^{\text{Re}} = \text{sign}(\text{Re}(\mathbf{y}) + \boldsymbol{\tau}^{\text{Re}})$, $\mathbf{r}^{\text{Im}} = \text{sign}(\text{Im}(\mathbf{y}) + \boldsymbol{\tau}^{\text{Im}})$, $\tilde{\mathbf{r}}^{\text{Re}} = \text{sign}(\text{Re}(\mathbf{y}) + \tilde{\boldsymbol{\tau}}^{\text{Re}})$, and $\tilde{\mathbf{r}}^{\text{Im}} = \text{sign}(\text{Im}(\mathbf{y}) + \tilde{\boldsymbol{\tau}}^{\text{Im}})$, where $\boldsymbol{\tau}^{\text{Re}}, \boldsymbol{\tau}^{\text{Im}}, \tilde{\boldsymbol{\tau}}^{\text{Re}}, \tilde{\boldsymbol{\tau}}^{\text{Im}}$ are independent and uniformly distributed in $[-\lambda, \lambda]^M$ and independent of \mathbf{y} . Abbreviate $\mathbf{r} = \mathbf{r}^{\text{Re}} + j\mathbf{r}^{\text{Im}}$ and $\tilde{\mathbf{r}} = \tilde{\mathbf{r}}^{\text{Re}} + j\tilde{\mathbf{r}}^{\text{Im}}$. Then,

$$\|\lambda^2 \mathbb{E}[\mathbf{r}\tilde{\mathbf{r}}^H] - \mathbf{C}_y\|_\infty \leq c_1(\lambda^2 + \|\mathbf{C}_y\|_\infty) e^{\frac{-c_2\lambda^2}{\|\mathbf{C}_y\|_\infty}}. \quad (102)$$

Proof: The proof of this lemma is a straightforward extension of [37, Lemma 17] to the complex domain. We include it for the convenience of the reader. First note that

$$\begin{aligned} & \|\lambda^2 \mathbb{E}[\mathbf{r}\tilde{\mathbf{r}}^H] - \mathbf{C}_y\|_\infty \\ &= \|\lambda^2 \mathbb{E}[(\mathbf{r}^{\text{Re}} + j\mathbf{r}^{\text{Im}})(\tilde{\mathbf{r}}^{\text{Re}} + j\tilde{\mathbf{r}}^{\text{Im}})^H] - \mathbb{E}[(\text{Re}(\mathbf{y}) + j\text{Im}(\mathbf{y}))(\text{Re}(\mathbf{y}) + j\text{Im}(\mathbf{y}))^H]\|_\infty \\ &\leq \|\lambda^2 \mathbb{E}[\mathbf{r}^{\text{Re}}(\tilde{\mathbf{r}}^{\text{Re}})^T] - \mathbb{E}[\text{Re}(\mathbf{y})\text{Re}(\mathbf{y})^T]\|_\infty + \|\lambda^2 \mathbb{E}[\mathbf{r}^{\text{Re}}(\tilde{\mathbf{r}}^{\text{Im}})^T] - \mathbb{E}[\text{Re}(\mathbf{y})\text{Im}(\mathbf{y})^T]\|_\infty \\ &\quad + \|\lambda^2 \mathbb{E}[\mathbf{r}^{\text{Im}}(\tilde{\mathbf{r}}^{\text{Re}})^T] - \mathbb{E}[\text{Im}(\mathbf{y})\text{Re}(\mathbf{y})^T]\|_\infty + \|\lambda^2 \mathbb{E}[\mathbf{r}^{\text{Im}}(\tilde{\mathbf{r}}^{\text{Im}})^T] - \mathbb{E}[\text{Im}(\mathbf{y})\text{Im}(\mathbf{y})^T]\|_\infty \end{aligned} \quad (103)$$

Since \mathbf{y} has S -subgaussian coordinates, we get from (35) that $\|[\text{Re}(\mathbf{y})]_i\|_{\psi_2}, \|[\text{Im}(\mathbf{y})]_i\|_{\psi_2} \leq S\|\mathbf{C}_y\|_\infty^{\frac{1}{2}}$, for any $i \in [M]$, where $\|\cdot\|_{\psi_2}$ denotes the subgaussian norm. Applying [37, Lemma 17] for $U = [\text{Re}(\mathbf{y})]_i$ and $V = [\text{Re}(\mathbf{y})]_j$ yields

$$\begin{aligned} & \left| \lambda^2 \mathbb{E}[\text{sign}([\text{Re}(\mathbf{y})]_i + [\boldsymbol{\tau}^{\text{Re}}]_i) \cdot \text{sign}([\text{Re}(\mathbf{y})]_j + [\boldsymbol{\tau}^{\text{Re}}]_j)] - \mathbb{E}[[\text{Re}(\mathbf{y})]_i[\text{Re}(\mathbf{y})]_j] \right| \\ & \lesssim (\lambda^2 + S^2\|\mathbf{C}_y\|_\infty) e^{-c\frac{\lambda^2}{S^2\|\mathbf{C}_y\|_\infty}}. \end{aligned} \quad (104)$$

Since this holds for any choice of $i, j \in [M]$, the first term on the right-hand side of (103) satisfies the claimed bound. The three other terms can be treated in the same way such that our claim follows. ■

The second lemma is a simple concentration inequality that applies to dithered samples of real distributions.

Lemma 3: There exist absolute constants $c_1, c_2 > 0$ such that the following holds. Let $\mathbf{y}, \tilde{\mathbf{y}} \in \mathbb{R}^M$ be random vectors. Let $\mathbf{y}_1, \dots, \mathbf{y}_N \stackrel{\text{i.i.d.}}{\sim} \mathbf{y}$, let $\tilde{\mathbf{y}}_1, \dots, \tilde{\mathbf{y}}_N \stackrel{\text{i.i.d.}}{\sim} \tilde{\mathbf{y}}$, and let $\boldsymbol{\tau}_1, \dots, \boldsymbol{\tau}_N, \tilde{\boldsymbol{\tau}}_1, \dots, \tilde{\boldsymbol{\tau}}_N$ be independent and uniformly distributed in $[-\lambda, \lambda]$, for $\lambda > 0$. Define $\mathbf{r}_k = \text{sign}(\mathbf{y}_k + \boldsymbol{\tau}_k)$ and $\tilde{\mathbf{r}}_k = \text{sign}(\tilde{\mathbf{y}}_k + \tilde{\boldsymbol{\tau}}_k)$. If $N \geq c_1 \log(M)$, then

$$\Pr \left[\left\| \frac{\lambda^2}{N} \sum_{k=1}^N \mathbf{r}_k \tilde{\mathbf{r}}_k^\top - \mathbb{E} [\mathbf{r}_k \tilde{\mathbf{r}}_k^\top] \right\|_\infty \geq \sqrt{\lambda^4 \left(c_1 \frac{\log(M)}{N} + t \right)} \right] \leq 2e^{-c_2 N t}. \quad (105)$$

In particular, the claim holds if $\mathbf{y} = \tilde{\mathbf{y}}$ and $\mathbf{y}_i = \tilde{\mathbf{y}}_i$, for all $i \in [N]$.

Proof: Write $R_{i,j}^k = [\mathbf{r}_k]_i [\tilde{\mathbf{r}}_k]_j$ for $i, j \in [M]$. Since $|R_{i,j}^k - \mathbb{E}[R_{i,j}^k]| \leq 2$ for all i, j, k , the bound is trivial for $t \geq 4$. Moreover, by Bernstein's inequality for bounded random variables (see, e.g., [54, Theorem 2.8.4]), we find for any $u \leq 8\lambda^2$

$$\Pr \left[\frac{1}{N} \left| \sum_{k=1}^N \lambda^2 (R_{i,j}^k - \mathbb{E}[R_{i,j}^k]) \right| \geq u \right] \leq 2e^{-c \min \left\{ \frac{N^2 u^2}{\sigma_{i,j}^2}, \frac{Nu}{2\lambda^2} \right\}} \quad (106)$$

$$\leq 2e^{-cN \min \left\{ \frac{u^2}{\lambda^4}, \frac{u}{\lambda^2} \right\}} \leq 2e^{-c_2 N \frac{u^2}{\lambda^4}}, \quad (107)$$

as

$$\sigma_{i,j}^2 := \sum_{k=1}^N \lambda^4 \mathbb{E} \left[(R_{i,j}^k - \mathbb{E}[R_{i,j}^k])^2 \right] = \sum_{k=1}^N \lambda^4 \left(\mathbb{E} [(R_{i,j}^k)^2] - (\mathbb{E}[R_{i,j}^k])^2 \right) \leq \lambda^4 N. \quad (108)$$

Hence, for any given $t < 4$ we can set $u = \sqrt{\lambda^4 \left(c_1 \frac{\log(M)}{N} + t \right)}$ and note that $u \leq 8\lambda^2$ as $N \geq c_1 \log(M)$. By applying the union bound over all M^2 entries we obtain the result. \blacksquare

Proof of Theorem 1: By the triangle inequality,

$$\left\| \hat{\mathbf{C}}_y^d - \mathbf{C}_y \right\|_\infty \leq \left\| \hat{\mathbf{C}}_y^d - \mathbb{E} [\hat{\mathbf{C}}_y^d] \right\|_\infty + \left\| \mathbb{E} [\hat{\mathbf{C}}_y^d] - \mathbf{C}_y \right\|_\infty \quad (109)$$

Write $\mathbf{r} = \mathbf{r}^{\text{Re}} + j\mathbf{r}^{\text{Im}}$ and $\tilde{\mathbf{r}} = \tilde{\mathbf{r}}^{\text{Re}} + j\tilde{\mathbf{r}}^{\text{Im}}$, where $\mathbf{r}^{\text{Re}} = \text{sign}(\text{Re}(\mathbf{y}) + \boldsymbol{\tau}^{\text{Re}})$, $\mathbf{r}^{\text{Im}} = \text{sign}(\text{Im}(\mathbf{y}) + \boldsymbol{\tau}^{\text{Im}})$, $\tilde{\mathbf{r}}^{\text{Re}} = \text{sign}(\text{Re}(\mathbf{y}) + \tilde{\boldsymbol{\tau}}^{\text{Re}})$, and $\tilde{\mathbf{r}}^{\text{Im}} = \text{sign}(\text{Im}(\mathbf{y}) + \tilde{\boldsymbol{\tau}}^{\text{Im}})$. By Lemma 2,

$$\left\| \mathbb{E} [\hat{\mathbf{C}}_y^d] - \mathbf{C}_y \right\|_\infty = \left\| \lambda^2 \mathbb{E} [\mathbf{r} \tilde{\mathbf{r}}^H] - \mathbf{C}_y \right\|_\infty \lesssim (\lambda^2 + \|\mathbf{C}_y\|_\infty)^2 e^{\frac{-c_2 \lambda^2}{\|\mathbf{C}_y\|_\infty}} \lesssim \frac{\lambda^2}{\sqrt{N}}, \quad (110)$$

where we have used that $\lambda^2 \gtrsim \log(N) \|\mathbf{C}_y\|_\infty$. To estimate the first term in (109), observe that

$$\begin{aligned} & \left\| \hat{\mathbf{C}}_y^d - \mathbb{E} [\hat{\mathbf{C}}_y^d] \right\|_\infty = \left\| \tilde{\mathbf{C}}^d - \mathbb{E} [\tilde{\mathbf{C}}^d] \right\|_\infty \\ & = \left\| \left(\frac{\lambda^2}{N} \sum_{k=1}^N (\mathbf{r}_k^{\text{Re}} + j\mathbf{r}_k^{\text{Im}})(\tilde{\mathbf{r}}_k^{\text{Re}} + j\tilde{\mathbf{r}}_k^{\text{Im}})^H \right) - \mathbb{E} \left[\frac{\lambda^2}{N} \sum_{k=1}^N (\mathbf{r}_k^{\text{Re}} + j\mathbf{r}_k^{\text{Im}})(\tilde{\mathbf{r}}_k^{\text{Re}} + j\tilde{\mathbf{r}}_k^{\text{Im}})^H \right] \right\|_\infty \end{aligned} \quad (111)$$

$$\begin{aligned}
&\leq \left\| \left(\frac{\lambda^2}{N} \sum_{k=1}^N \mathbf{r}_k^{\text{Re}} (\tilde{\mathbf{r}}_k^{\text{Re}})^\top \right) - \mathbb{E} \left[\frac{\lambda^2}{N} \sum_{k=1}^N \mathbf{r}_k^{\text{Re}} (\tilde{\mathbf{r}}_k^{\text{Re}})^\top \right] \right\|_\infty + \left\| \left(\frac{\lambda^2}{N} \sum_{k=1}^N \mathbf{r}_k^{\text{Re}} (\tilde{\mathbf{r}}_k^{\text{Im}})^\top \right) - \mathbb{E} \left[\frac{\lambda^2}{N} \sum_{k=1}^N \mathbf{r}_k^{\text{Re}} (\tilde{\mathbf{r}}_k^{\text{Im}})^\top \right] \right\|_\infty \\
&+ \left\| \left(\frac{\lambda^2}{N} \sum_{k=1}^N \mathbf{r}_k^{\text{Im}} (\tilde{\mathbf{r}}_k^{\text{Re}})^\top \right) - \mathbb{E} \left[\frac{\lambda^2}{N} \sum_{k=1}^N \mathbf{r}_k^{\text{Im}} (\tilde{\mathbf{r}}_k^{\text{Re}})^\top \right] \right\|_\infty + \left\| \left(\frac{\lambda^2}{N} \sum_{k=1}^N \mathbf{r}_k^{\text{Im}} (\tilde{\mathbf{r}}_k^{\text{Im}})^\top \right) - \mathbb{E} \left[\frac{\lambda^2}{N} \sum_{k=1}^N \mathbf{r}_k^{\text{Im}} (\tilde{\mathbf{r}}_k^{\text{Im}})^\top \right] \right\|_\infty
\end{aligned} \tag{112}$$

Using Lemma 3 for each of the four terms and applying a union bound, we get

$$\Pr \left[\left\| \hat{\mathbf{C}}_y^{\text{d}} - \mathbb{E} \left[\hat{\mathbf{C}}_y^{\text{d}} \right] \right\|_\infty \gtrsim \lambda^2 \sqrt{\frac{\log(M) + t}{N}} \right] \leq 8e^{-cNt}, \tag{113}$$

and thus the first statement of Theorem 1. The second statement follows trivially using

$$\left\| \hat{\mathbf{C}}_y^{\text{d}} - \mathbf{C}_y \right\|_{\text{F}} \leq M \left\| \hat{\mathbf{C}}_y^{\text{d}} - \mathbb{E} \left[\hat{\mathbf{C}}_y^{\text{d}} \right] \right\|_\infty. \tag{114}$$

■

APPENDIX C

PROOF OF THEOREM 2

By Theorem 1, we can apply Lemma 1 with

$$\varepsilon_\infty \sim \lambda^2 \sqrt{\frac{\log(M) + t}{N}}, \quad \varepsilon_{\text{F}} \sim M \max\{1, \|\mathbf{C}_y\|_\infty\} \lambda^2 \sqrt{\frac{\log(M) + t}{N}}$$

Note that we do not pick the “minimal setting” for ε_{F} suggested by Theorem 1: the additional factor $\max\{1, \|\mathbf{C}_y\|_\infty\}$ ensures that $\varepsilon_\infty \lesssim \varepsilon_{\text{F}} / \|\mathbf{C}_y\|_{\text{F}}$ holds (as required in (26)). It remains to note that all other conditions on ε_∞ and ε_{F} in Lemma 1 under the stated assumption on N . This completes the proof.

REFERENCES

- [1] L. Lu, G. Y. Li, A. L. Swindlehurst, A. Ashikhmin, and R. Zhang, “An overview of massive MIMO: Benefits and challenges,” *IEEE journal of selected topics in signal processing*, vol. 8, no. 5, pp. 742–758, 2014.
- [2] E. Bjornson, L. Van der Perre, S. Buzzi, and E. G. Larsson, “Massive MIMO in sub-6 GHz and mmWave: Physical, practical, and use-case differences,” *IEEE Wireless Communications*, vol. 26, no. 2, 2019.
- [3] Y. Li, Y. Luo, G. Yang *et al.*, “12-port 5G massive MIMO antenna array in sub-6GHz mobile handset for LTE bands 42/43/46 applications,” *IEEE access*, vol. 6, pp. 344–354, 2017.
- [4] H. Q. Ngo, E. G. Larsson, and T. L. Marzetta, “Energy and spectral efficiency of very large multiuser MIMO systems,” *IEEE Transactions on Communications*, vol. 61, no. 4, pp. 1436–1449, 2013.
- [5] T. L. Marzetta, “Noncooperative cellular wireless with unlimited numbers of base station antennas,” *IEEE transactions on wireless communications*, vol. 9, no. 11, pp. 3590–3600, 2010.

- [6] S. Haghghatshoar and G. Caire, “Massive MIMO channel subspace estimation from low-dimensional projections,” *IEEE Transactions on Signal Processing*, vol. 65, no. 2, pp. 303–318, 2016.
- [7] —, “Massive MIMO pilot decontamination and channel interpolation via wideband sparse channel estimation,” *IEEE Transactions on Wireless Communications*, vol. 16, no. 12, pp. 8316–8332, 2017.
- [8] —, “Low-complexity massive MIMO subspace estimation and tracking from low-dimensional projections,” *IEEE Transactions on Signal Processing*, vol. 66, no. 7, pp. 1832–1844, 2018.
- [9] M. B. Khalilsarai, T. Yang, S. Haghghatshoar, and G. Caire, “Structured channel covariance estimation from limited samples in Massive MIMO,” in *IEEE International Conference on Communications (ICC)*, 2020.
- [10] S. Payami and F. Tufvesson, “Channel measurements and analysis for very large array systems at 2.6 ghz,” in *2012 6th European Conference on Antennas and Propagation (EUCAP)*. IEEE, 2012, pp. 433–437.
- [11] X. Gao, F. Tufvesson, and O. Edfors, “Massive MIMO channels—measurements and models,” in *2013 Asilomar conference on signals, systems and computers*. IEEE, 2013, pp. 280–284.
- [12] X. Gao, O. Edfors, F. Rusek, and F. Tufvesson, “Massive MIMO performance evaluation based on measured propagation data,” *IEEE Transactions on Wireless Communications*, vol. 14, no. 7, pp. 3899–3911, 2015.
- [13] S. Wu, C.-X. Wang, M. M. Alwakeel, Y. He *et al.*, “A non-stationary 3-D wideband twin-cluster model for 5G massive MIMO channels,” *IEEE journal on selected areas in communications*, vol. 32, no. 6, 2014.
- [14] J. Medbo, K. Börner, K. Haneda, V. Hovinen, T. Imai, J. Järveläinen, T. Jämsä, A. Karttunen, K. Kusume, J. Kyröläinen *et al.*, “Channel modelling for the fifth generation mobile communications,” in *The 8th European Conference on Antennas and Propagation (EuCAP 2014)*. IEEE, 2014, pp. 219–223.
- [15] E. De Carvalho, A. Ali, A. Amiri, M. Angjelichinoski, and R. W. Heath, “Non-stationarities in extra-large-scale massive MIMO,” *IEEE Wireless Communications*, vol. 27, no. 4, pp. 74–80, 2020.
- [16] R. H. Walden, “Analog-to-digital converter survey and analysis,” *IEEE Journal on selected areas in communications*, vol. 17, no. 4, pp. 539–550, 1999.
- [17] B. Murmann, “The race for the extra decibel: A brief review of current ADC performance trajectories,” *IEEE Solid-State Circuits Magazine*, vol. 7, no. 3, pp. 58–66, 2015.
- [18] A. Mezghani and J. A. Nossek, “Analysis of Rayleigh-fading channels with 1-bit quantized output,” in *2008 IEEE International Symposium on Information Theory*. IEEE, 2008, pp. 260–264.
- [19] J. A. Nossek and M. T. Ivrlač, “Capacity and coding for quantized MIMO systems,” in *Proceedings of the 2006 international conference on Wireless communications and mobile computing*, 2006, pp. 1387–1392.
- [20] J. Singh, O. Dabeer, and U. Madhoo, “On the limits of communication with low-precision analog-to-digital conversion at the receiver,” *IEEE Transactions on Communications*, vol. 57, no. 12, pp. 3629–3639, 2009.
- [21] X. Cheng, K. Xu, J. Sun, and S. Li, “Adaptive grouping sparse Bayesian learning for channel estimation in non-stationary uplink massive MIMO systems,” *IEEE Transactions on Wireless Communications*, vol. 18, no. 8, pp. 4184–4198, 2019.
- [22] Y. Han, M. Li, S. Jin, C.-K. Wen, and X. Ma, “Deep learning-based FDD non-stationary massive MIMO

- downlink channel reconstruction,” *IEEE Journal on Selected Areas in Communications*, vol. 38, no. 9, 2020.
- [23] Y. Li, C. Tao, G. Seco-Granados, A. Mezghani, A. L. Swindlehurst, and L. Liu, “Channel estimation and performance analysis of one-bit massive MIMO systems,” *IEEE Transactions on Signal Processing*, vol. 65, no. 15, pp. 4075–4089, 2017.
- [24] Q. Wan, J. Fang, H. Duan, Z. Chen, and H. Li, “Generalized Bussgang LMMSE channel estimation for one-bit massive MIMO systems,” *IEEE Transactions on Wireless Communications*, vol. 19, no. 6, 2020.
- [25] A. Eamaz, F. Yeganegi, and M. Soltanalian, “Covariance recovery for one-bit sampled non-stationary signals with time-varying sampling thresholds,” *IEEE Transactions on Signal Processing*, vol. 70, 2022.
- [26] B. Whiten. (2013) NNLS - non negative least squares. [Online]. Available: <https://www.mathworks.com/matlabcentral/fileexchange/38003-nnls-non-negative-least-squares>
- [27] 3GPP, “Study on channel model for frequencies from 0.5 to 100 ghz (release 15),” 3rd Generation Partnership Project (3GPP), Tech. Rep. TR 38.901 V15.0.0, 2018.
- [28] —, “Spatial channel model for multiple input multiple output (MIMO) simulations (release 16),” 3rd Generation Partnership Project (3GPP), Tech. Rep. TR 25.996 V16.0.0, 2020.
- [29] S. Jaeckel, L. Raschkowski, K. Börner, and L. Thiele, “QuaDRiGa: A 3-D multi-cell channel model with time evolution for enabling virtual field trials,” *IEEE Transactions on Antennas and Propagation*, vol. 62, no. 6, pp. 3242–3256, 2014.
- [30] V. Va, J. Choi, and R. W. Heath, “The impact of beamwidth on temporal channel variation in vehicular channels and its implications,” *IEEE Transactions on Vehicular Technology*, vol. 66, no. 6, 2016.
- [31] O. Bar-Shalom and A. J. Weiss, “DOA estimation using one-bit quantized measurements,” *IEEE Transactions on Aerospace and Electronic Systems*, vol. 38, no. 3, pp. 868–884, 2002.
- [32] J. J. Bussgang, “Crosscorrelation functions of amplitude-distorted Gaussian signals,” 1952.
- [33] O. T. Demir and E. Bjornson, “The Bussgang decomposition of nonlinear systems: Basic theory and MIMO extensions [lecture notes],” *IEEE Signal Processing Magazine*, vol. 38, no. 1, pp. 131–136, 2020.
- [34] A. Mezghani and J. A. Nossek, “Capacity lower bound of MIMO channels with output quantization and correlated noise,” in *Proc. IEEE Int. Symp. Inf. Theory*, 2012, pp. 1–5.
- [35] A. Papoulis and S. U. Pillai, *Probability, Random Variables, and Stochastic Processes*. Tata McGraw-Hill Education, 2002.
- [36] G. Jacovitti and A. Neri, “Estimation of the autocorrelation function of complex Gaussian stationary processes by amplitude clipped signals,” *IEEE transactions on information theory*, vol. 40, no. 1, pp. 239–245, 1994.
- [37] S. Dirksen, J. Maly, and H. Rauhut, “Covariance estimation under one-bit quantization,” *Annals of Statistics*, to appear. *ArXiv:2104.01280*, 2021.
- [38] R. M. Gray and D. L. Neuhoff, “Quantization,” *IEEE Transactions on Information Theory*, vol. 44, no. 6, pp. 2325–2383, 1998.
- [39] R. M. Gray and T. G. Stockham, “Dithered quantizers,” *IEEE Transactions on Information Theory*, vol. 39,

- no. 3, pp. 805–812, 1993.
- [40] L. Roberts, “Picture coding using pseudo-random noise,” *IRE Transactions on Information Theory*, vol. 8, no. 2, pp. 145–154, 1962.
- [41] R. G. Baraniuk, S. Foucart, D. Needell, Y. Plan, and M. Wotter, “Exponential decay of reconstruction error from binary measurements of sparse signals,” *IEEE Transactions on Information Theory*, vol. 63, no. 6, pp. 3368–3385, 2017.
- [42] S. Dirksen, “Quantized compressed sensing: A Survey,” in *Compressed Sensing and Its Applications*. Springer, 2019, pp. 67–95.
- [43] S. Dirksen and S. Mendelson, “Robust one-bit compressed sensing with partial circulant matrices,” *Annals of Applied Probability*, to appear. *ArXiv:1812.06719*, 2018.
- [44] —, “Non-Gaussian hyperplane tessellations and robust one-bit compressed sensing,” *Journal of the European Mathematical Society*, vol. 23, no. 9, pp. 2913–2947, 2021.
- [45] H. C. Jung, J. Maly, L. Palzer, and A. Stollenwerk, “Quantized compressed sensing by rectified linear units,” *IEEE Transactions on Information Theory*, vol. 67, no. 6, pp. 4125–4149, 2021.
- [46] K. Knudson, R. Saab, and R. Ward, “One-bit compressive sensing with norm estimation,” *IEEE Transactions on Information Theory*, vol. 62, no. 5, pp. 2748–2758, 2016.
- [47] M. B. Khalilsarai, S. Haghghatshoar, X. Yi, and G. Caire, “FDD massive MIMO via UL/DL channel covariance extrapolation and active channel sparsification,” *IEEE Transactions on Wireless Communications*, vol. 18, no. 1, pp. 121–135, 2018.
- [48] M. B. Khalilsarai, T. Yang, S. Haghghatshoar, X. Yi, and G. Caire, “Dual-polarized FDD massive MIMO: A comprehensive framework,” *IEEE Transactions on Wireless Communications*, vol. 21, no. 2, 2021.
- [49] T. Yang, M. B. Khalilsarai, S. Haghghatshoar, and G. Caire, “Structured channel covariance estimation from limited samples for large antenna arrays,” *arXiv preprint arXiv:2110.03324*, 2021.
- [50] D. Chen and R. J. Plemmons, “Nonnegativity constraints in numerical analysis,” in *The birth of numerical analysis*. World Scientific, 2010, pp. 109–139.
- [51] C. L. Lawson and R. Hanson, *Solving least squares problems*. Prentice-Hall, Englewood Cliffs, NJ, 1974.
- [52] G. Caire, “On the ergodic rate lower bounds with applications to massive mimo,” *IEEE Transactions on Wireless Communications*, vol. 17, no. 5, pp. 3258–3268, 2018.
- [53] S. N. Diggavi and T. M. Cover, “The worst additive noise under a covariance constraint,” *IEEE Transactions on Information Theory*, vol. 47, no. 7, pp. 3072–3081, 2001.
- [54] R. Vershynin, *High-dimensional probability: An introduction with applications in data science*. Cambridge University Press, 2018, vol. 47.