

Partial Conditioning for Inferential Models

Jiasen Yang, Xiao Wang, Chuanhai Liu
Department of Statistics
Purdue University

Abstract

Inferential models have been proposed for valid and efficient prior-free probabilistic inference. As it gradually gained popularity, this theory is subject to further developments for practically challenging problems. This paper considers the many-normal-means problem with the means constrained to be in the neighborhood of each other. A new method, called partial conditioning, is proposed to generate valid and efficient marginal inference about the individual means. It is shown that the method outperforms both a fiducial-counterpart in terms of validity and a conservative-counterpart in terms of efficiency.

Keywords— Fiducial argument, Hölder space, Lipschitz space, Many-normal-means

1 Introduction

The framework of inferential models (IMs) has been developed to provide valid and efficient prior-free probabilistic inference. In its simplest form (Martin and Liu, 2013), it is obtained by modifying R. A. Fisher’s fiducial argument, which suffers from the mathematical difficulties discussed, for example, in Liu and Martin (2015). It has also been extended for efficient inference by combining information (Martin and Liu, 2015a) and marginalization (Martin and Liu, 2015b). For certain practically challenging problems, however, this theory is subject to further developments, similar to other existing schools of thought. One noticeable class of such challenging problems is inference on constrained parameters, which is challenging for all existing inferential methods (see, *e.g.*, Leaf and Liu (2012) and references therein).

In this paper, we consider the many-normal-means problem with the means constrained to be in the neighborhood of each other. For both conceptual and representational simplicity, we describe the problem as a special case of the familiar classic formulation of a nonparametric regression model (Lepskii, 1991). More precisely, to motivate the problem, we consider the following model

$$Y_i = \vartheta_0(t_i) + \sigma U_i, \quad i = 1, \dots, n, \quad (1.1)$$

where the t_i denotes the design points, the Y_i denotes the responses, and $U_i \stackrel{i.i.d.}{\sim} \mathcal{N}(0, 1)$ denote the random error terms. Here, ϑ_0 is the unknown regression function that is assumed to reside in the Hölder space

$$\Theta_{M,\gamma} = \left\{ \vartheta : [0, 1] \rightarrow \mathbb{R} \mid |\vartheta(t) - \vartheta(s)| \leq M|t - s|^\gamma, \quad \forall t, s \in [0, 1] \right\}, \quad (1.2)$$

with the Hölder exponent $0 < \gamma \leq 1$. We assume M , γ , and σ to be known constants and, without loss of generality, we set $\sigma = 1$. In subsequent discussions, we suppress the subscripts and denote the Hölder space $\Theta_{M,\gamma}$ simply by Θ , unless otherwise noted.

The objective is to perform statistical inference on the unknown function ϑ_0 within the IM framework. We propose a new method, called *partial conditioning*, to generate valid and efficient marginal inference

about the individual means. We show that the method outperforms both a fiducial-counterpart in term of validity and a conservative-counterpart in terms of efficiency.

It should be noted that IM approaches to the general nonparametric problem itself deserve in-depth investigations. This explains why our focus here is on a simple case. Our goal is to introduce an innovative idea of conditioning in the IM framework to combine information when multiple parameters entangle with each other via known constraints.

The rest of the paper is arranged as follows. Section 2 reviews basic IMs (Martin and Liu, 2013) and conditional IMs (Martin and Liu, 2015a) with the simple cases of $n = 1$ and $n = 2$ with $M = 0$ in (1.1) and (1.2). Section 3 addresses the difficulties in the case of $n = 2$ and $M \neq 0$ and introduces the partial conditioning method, with the general n case considered in Section 4. Finally, Section 5 concludes with a few remarks.

2 The IMs: an overview

2.1 The basic IMs

To illustrate the basic IM framework under the current problem setting, let us first consider the simple case of $n = 1$, where we only make use of a single pair of observations (t_1, y_1) . Thus, we have

$$y_1 = \vartheta_0(t_1) + u_1^*, \quad (2.1)$$

where u_1^* represents an unobserved realization of $U_1 \sim \mathcal{N}(0, 1)$. Using the terminology of IMs, (2.1) describes an underlying sampling model which involves the unknown *parameter* (function) $\vartheta \in \Theta$ and generates *observed data* $X_1 = (t_1, Y_1)$ using *auxiliary variable* $U_1 \sim \mathcal{N}(0, 1)$. Note that the auxiliary variable is unobserved but predictable, since its distribution is fully specified.

In general, constructing an IM consists of three steps, namely, an association (A) step, a prediction (P) step, and a combination (C) step. These three steps are explained below in more detail in the context of the one-point nonparametric regression problem (2.1):

A-step. The *association step* can be achieved via some function or procedure \mathcal{F} as

$$X_1 = \mathcal{F}(U_1, \vartheta), \quad (X \in \mathcal{X}, \vartheta \in \Theta, U \sim \mathcal{N}(0, 1)).$$

This association allows for direct reasoning with the source of uncertainty U_1 , which is missing. If $U_1 = u_1^*$ were observed, we would then be able to obtain the best possible inference for ϑ , which is given by the set-valued “inverse” mapping

$$\mathcal{G} : u_1^* \rightarrow \Theta_{X_1}(u_1^*) = \{\vartheta \in \Theta : \vartheta(t_1) = Y_1 - u_1^*\}.$$

P-step. For inference on ϑ , the discussion in the A-step suggests that we should focus our attention on accurately predicting the unobserved quantity u_1^* . To predict u_1^* with a certain desired accuracy, we utilize a *predictive random set* \mathcal{S} , for example,

$$\mathcal{S}(U_1) = \{\tilde{u} \in \mathbb{R} : -|U_1| \leq \tilde{u} \leq |U_1|\}, \quad (U_1 \sim \mathcal{N}(0, 1)). \quad (2.2)$$

C-step. To transfer the available information about u^* to the ϑ -space, the last step is to combine the information in the association, the observed $x_1 = (t_1, y_1)$, and the predictive random set \mathcal{S} . For this purpose, consider the expanded set

$$\Theta_{x_1}(\mathcal{S}) = \bigcup_{u_1 \in \mathcal{S}} \Theta_{x_1}(u_1) = \{\vartheta \in \Theta : |\vartheta(t_1) - y_1| \leq |U_1|\}, \quad (U_1 \sim \mathcal{N}(0, 1))$$

which contains those values of ϑ that are consistent with the observed data and the sampling model for at least one candidate u_1^* value $u_1 \in \mathcal{S}$.

The random sets obtained in the C-step are in the space of the unknown parameter, and we are ready to produce uncertainty assessment for assertions of interest. Consider an *assertion* \mathcal{A} about the parameter of interest ϑ . The assertion \mathcal{A} corresponds to a set $A \subseteq \Theta$, and acts as a hypothesis in the context of classical statistics. To summarize the evidence in x that supports the assertion \mathcal{A} , we evaluate the *belief function* defined by

$$\text{bel}_x(A; \mathcal{S}) = \mathbb{P}_{\mathcal{S}}\{\Theta_x(\mathcal{S}) \subseteq A \mid \Theta_x(\mathcal{S}) \neq \emptyset\}, \quad (2.3)$$

and the *plausibility function* defined by

$$\text{pl}_x(A; \mathcal{S}) = 1 - \text{bel}_x(A^c; \mathcal{S}) = \mathbb{P}_{\mathcal{S}}\{\Theta_x(\mathcal{S}) \cap A \neq \emptyset \mid \Theta_x(\mathcal{S}) \neq \emptyset\}. \quad (2.4)$$

The belief function is *subadditive* in the sense that if $\emptyset \neq A \subseteq \Theta$, then $\text{bel}(A; \mathcal{S}) + \text{bel}(A^c; \mathcal{S}) \leq 1$ with equality if and only if $\Theta_x(\mathcal{S})$ is a singleton with $\mathbb{P}_{\mathcal{S}}$ -probability 1. Therefore, it follows that $\text{bel}_x(A; \mathcal{S}) \leq \text{pl}_x(A; \mathcal{S})$, and they are also referred to as the lower and upper probabilities, respectively. Incidentally, we note that there are continuing interests in using lower and upper probabilities for statistical inference (Gong and Meng, 2021; Liu and Martin, 2021).

To establish the *frequency-calibration properties* of the IM in the context of our current problem, we briefly review several results regarding *validity* as introduced by Martin and Liu (2013).

Definition 2.1. A predictive random set \mathcal{S} is valid for predicting the unobserved auxiliary variable U if for each $\alpha \in (0, 1)$,

$$\mathbb{P}_U\{\mathbb{P}_{\mathcal{S}}\{\mathcal{S} \not\ni U\} \geq 1 - \alpha\} \leq \alpha. \quad (2.5)$$

Definition 2.2. The IM is valid if, for all assertions A and for any $\alpha \in (0, 1)$,

$$\sup_{\vartheta \in A} \mathbb{P}_{X|\vartheta}\{\text{pl}_X(A; \mathcal{S}) \leq \alpha\} \leq \alpha. \quad (2.6)$$

Theorem 2.1. Suppose that the predictive random set \mathcal{S} is valid, and $\Theta_x(\mathcal{S}) \neq \emptyset$ with $\mathbb{P}_{\mathcal{S}}$ -probability 1 for all x . Then the IM is valid.

In other words, a valid inference in the sense of frequency calibration is obtained as long as predictive random sets are valid to predict unobserved auxiliary variables. Formally, for the one-point case, we have the following result, followed by a numerical example to illustrate plausibility-based confidence intervals.

Proposition 2.1. The predictive random set defined by (2.2) is valid and, therefore, the IM with the belief function given by (2.3) and the plausibility function given by (2.4) is valid.

Example 2.1 (An numerical illustration). Consider the assertion $A_{\theta_0} = \{\vartheta_0 : \vartheta_0(t_1) = \theta_0\} \subseteq \Theta_{1,1/2}$ and the predictive random set $\mathcal{S} = [-|U_1|, |U_1|]$, $U_1 \sim \mathcal{N}(0, 1)$. Since this assertion constitutes a singleton in the parameter space, the belief function $\text{bel}_{y_1}(A_{\theta_0}; \mathcal{S}) = 0$, but the plausibility function

$$\text{pl}_{y_1}(A_{\theta_0}; \mathcal{S}) = \mathbb{P}_{\mathcal{S}}\{\theta_0 \in \Theta_{x_1}(\mathcal{S})\} = \mathbb{P}_{U_1}\{|U_1| \geq |\theta_0 - y_1|\} = 2(1 - \Phi(|\theta_0 - y_1|)). \quad (2.7)$$

Figure 1 shows the graphs of $\text{pl}_{y_1}(A_{\theta_0}; \mathcal{S})$ as a function of θ_0 for $y_1 = 0$.

Remark 2.1 (Plausibility intervals). In Example 2.1, the assertion $A = \{\vartheta_0 = \theta_0\}$, $\vartheta_0 \in \Theta$ constitutes a singleton in the parameter space. In this case, we can define the $100(1 - \alpha)\%$ plausibility region given by

$$\Pi_x(\alpha) = \{\vartheta : \text{pl}_x(\vartheta) \geq \alpha\}, \quad (2.8)$$

where $\text{pl}_x(\vartheta) := \text{pl}_x(\{\vartheta\}; \mathcal{S})$. It was shown in Martin and Liu (2013) that the plausibility region (2.8) provides an exact $100(1 - \alpha)\%$ confidence interval.

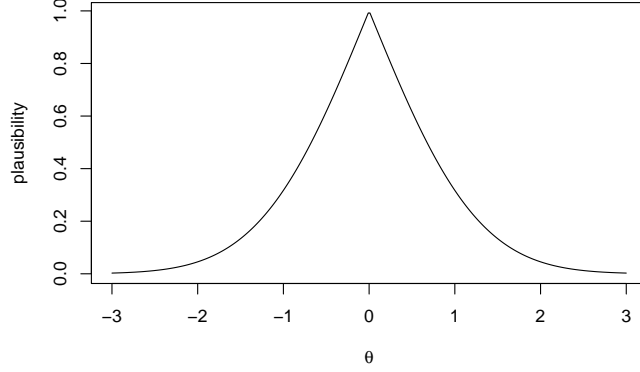


Figure 1: The plausibility function $\text{pl}_{y_1}(A_{\theta_0}; \mathcal{S})$ defined in (2.7) as a function of θ_0 with $y_1 = 0$.

2.2 The conditional IMs

As seen in the previous section for the simple one-point case, the basic IMs framework is similar to the frequentist pivotal method of constructing confidence intervals. However, the way to make inference by predicting unobserved auxiliary variables can help develop efficient inference. Two such methods, called *conditional* IMs and *marginal* IMs, are first explained here for efficient inference in the special cases of the two-point problem. A new method of taking the strengths of conditional IMs and marginal IMs is proposed for the general case of the two-point problem in Section 3.

In the $n = 2$ case, we have two pairs of observations (t_1, y_1) and (t_2, y_2) . The sampling model for this case can be written as

$$\begin{cases} y_1 = \vartheta_0(t_1) + u_1^*; \\ y_2 = \vartheta_0(t_2) + u_2^*, \end{cases} \quad (2.9)$$

where u_1^* and u_2^* represent unobserved realizations of $U_1, U_2 \stackrel{iid}{\sim} \mathcal{N}(0, 1)$. The IM framework for the current problem repeats the three steps introduced in the previous section. However, we notice that in this two-point case, we have two auxiliary variables U_1, U_2 , which would need to be predicted using a two-dimensional predictive random set. As Martin and Liu (2015a) pointed out, a more efficient inference procedure can be obtained by reducing the dimension of the auxiliary variable. In particular, if some functions of the original auxiliary variable are fully observed, we can condition on the fully observed information to sharpen our prediction of the unobserved.

Notice that from (2.9) we can obtain

$$y_2 - y_1 = \vartheta_0(t_2) - \vartheta_0(t_1) + u_2^* - u_1^*, \quad (2.10)$$

which motivates us to introduce a new auxiliary variable $V = U_2 - U_1 \sim \mathcal{N}(0, 2)$. By the Hölder condition (1.2), we have

$$|\vartheta_0(t_1) - \vartheta_0(t_2)| \leq M|t_1 - t_2|^\gamma. \quad (2.11)$$

Letting $B := M|t_1 - t_2|^\gamma$, from (2.10) and (2.11) we obtain

$$v^* = u_2^* - u_1^* = y_2 - y_1 - (\vartheta_0(t_2) - \vartheta_0(t_1)) \in [y_2 - y_1 - B, y_2 - y_1 + B]. \quad (2.12)$$

For each fixed $v \in [y_2 - y_1 - B, y_2 - y_1 + B]$, the conditional distributions of a linear function of U_1 and U_2 , for example, U_2 , given $V = v$ can be derived as follows:

$$(U_2, V) \sim \mathcal{N}_2 \left(\begin{bmatrix} 0 \\ 0 \end{bmatrix}, \begin{bmatrix} 1 & 1 \\ 1 & 2 \end{bmatrix} \right) \implies U_2|V = v \sim \mathcal{N} \left(\frac{v}{2}, \frac{1}{2} \right). \quad (2.13)$$

Thus, these conditional distributions, sharper than the corresponding marginal distributions, motivate us to construct more efficient predictive random sets for more efficient inference about $(\vartheta_0(t_1), \vartheta_0(t_2))$.

For the special case of $B = 0$, the equation (2.10) simplifies to

$$y_2 - y_1 = u_2^* - u_1^*.$$

Most important, $u_2^* - u_1^*$ in this extreme case is fully observed and, therefore, can be easily used to predict u_1^* and u_2^* . Formally, we can construct a *conditional inferential model* (CIM) as proposed by Martin and Liu (2015a). Similar to basic IMs, conditional IMs also have their three steps:

A-step. Under the original IM framework, the association step is achieved via the *baseline association* (2.9).

In the case of $B = 0$, this baseline association can be decomposed as

$$\begin{cases} y_2 - y_1 = u_2^* - u_1^*; \\ y_2 = \vartheta(t_2) + u_2^*. \end{cases} \quad (2.14)$$

This decomposition immediately suggests an alternative association. Let $P_{U_2|y_2-y_1}$ denote the conditional distribution of U_2 , given $U_2 - U_1 = y_2 - y_1$. Since $y_2 - y_1$ does not provide information on the parameter ϑ , we can establish a new association

$$Y_2 = \vartheta(t_2) + \tilde{U}_2, \quad (\tilde{U}_2 \sim P_{U_2|y_2-y_1}), \quad (2.15)$$

which is referred to as the *conditional association*. Using (2.15), we can associate the observed information Y_2 and the parameter ϑ with the new auxiliary variable $\tilde{U}_2 \sim P_{U_2|Y_2-Y_1}$ to get the collection of sets

$$\Theta_{y_2}(\tilde{u}_2^*) = \{\vartheta \in \Theta : y_2 = \vartheta(t_2) + \tilde{u}_2^*\}.$$

P-step. Fixing the observed value $Y_2 - Y_1 = y_2 - y_1$, we predict the unobserved value \tilde{u}_2^* of \tilde{U}_2 with a *conditionally admissible* predictive random set $\mathcal{S}_2 \sim P_{\mathcal{S}_2|y_2-y_1}$. Notice that equation (2.13) implies that $\tilde{U}_2 \sim \mathcal{N}(\frac{y_2-y_1}{2}, \frac{1}{2})$, which gives rise to the default predictive random set given by

$$\mathcal{S}_2 = \left\{ \tilde{u}_2 : \left| \tilde{u}_2 - \frac{y_2 - y_1}{2} \right| \leq \left| \tilde{U}_2 - \frac{y_2 - y_1}{2} \right| \right\}.$$

C-step. We combine the results of the association and prediction steps to get

$$\Theta_{y_2}(\mathcal{S}_2) = \bigcup_{u_2 \in \mathcal{S}_2} \Theta_{y_2}(u_2) = \left\{ \vartheta \in \Theta : \left| \vartheta(t_2) - \frac{y_1 + y_2}{2} \right| \leq \left| \tilde{U}_2 - \frac{y_2 - y_1}{2} \right| \right\},$$

where $\tilde{U}_2 \sim \mathcal{N}((y_2 - y_1)/2, 1/2)$. For any assertion $A \subseteq \Theta$, the corresponding *conditional belief function* is given by

$$\text{cbel}_{y_2|y_2-y_1}(A; \mathcal{S}_2) = P_{\mathcal{S}_2|y_2-y_1} \{ \Theta_{y_2}(\mathcal{S}_2) \subseteq A \mid \Theta_{y_2}(\mathcal{S}_2) \neq \emptyset \}, \quad (2.16)$$

and the *conditional plausibility function* is given by

$$\text{cpl}_{y_2|y_2-y_1}(A; \mathcal{S}_2) = 1 - \text{cbel}_{y_2|y_2-y_1}(A^c; \mathcal{S}_2) = P_{\mathcal{S}_2|y_2-y_1} \{ \Theta_{y_2}(\mathcal{S}_2) \cap A \neq \emptyset \mid \Theta_{y_2}(\mathcal{S}_2) \neq \emptyset \}. \quad (2.17)$$

Note that, for any singleton assertion $A = \{\vartheta_0\}$, $\vartheta_0 \in \Theta$, the conditional belief function $\text{cbel}_{y_2|y_2-y_1}(A; \mathcal{S}_2) = 0$, while the conditional plausibility function takes the form of

$$\text{cpl}_{y_2}(A; \mathcal{S}_2) = P_{\mathcal{S}_2|y_2-y_1} \{ \vartheta_0 \in \Theta_{y_2}(\mathcal{S}_2) \} = 2 \left[1 - \Phi \left(\sqrt{2} \left| \vartheta_0(t_2) - \frac{y_1 + y_2}{2} \right| \right) \right].$$

3 Partial Conditioning

3.1 The general $B = M|t_2 - t_1|$ case and its challenges

When B is large enough, neither observation can provide information on the location of the other observation. In this case, we may simply choose to make inference based on associated single observation alone. The idea is supported by the method of marginal IMs (Martin and Liu, 2015b). However, for the general case with $0 < B < \infty$, it remains challenging to construct efficient IMs.

A seemingly attractive approach is the fiducial-type approach. In this case, inference is obtained using the conditional distribution of U_2 given $U_2 - U_1$ in the constrained interval by taking the distribution of $U_2 - U_1$ as its original distribution restricted in the constrained interval. Since this constrained interval is implicitly dependent on the unobserved realizations of U_2 and U_1 , such a probability operation is questionable. In fact, it generates an uncertainty assessment without the guarantee of the desired frequency calibration (Liu and Martin, 2015).

A conservative but simple approach to making valid inference is to weaken the conditional belief function (2.16) by taking its infimum and the conditional plausibility function (2.17) by taking its supremum over all possible values of the conditioning variable $U_2 - U_1$. While valid inference is produced, this leads to inefficient inference, which can be even worse than that based on a single data point alone.

3.2 A new approach based on partial conditioning

We aim to construct nested predictive random sets by introducing the predictive distribution of the form

$$\mathcal{N}\left(\frac{\lambda}{2}v^*, 1 - \lambda + \frac{\lambda^2}{2}\right), \quad (3.1)$$

where $\lambda \in [0, 1]$ is some function of B and v^* is a realization of $V = U_2 - U_1$. Note that the conditional and marginal IMs are obtained as two extreme cases with $\lambda = 1$ for the fully conditional and $\lambda = 0$ for the completely marginal. The case of $0 < \lambda < 1$ thus resembles an approach we refer to as *partial* conditioning or, more exactly, partial regression of, say, U_2 on $V = U_2 - U_1$. The intuition and theoretical support for the use of (3.1) for IM-based inference are explained below.

The key idea is to take into account the strengths of both conditional and marginal IMs. That is, we consider conditional IMs but conservative for validity when B is small, and marginal IMs when conditioning-based conservative IMs are inefficient. Technically, this amounts to utilizing the partial regression

$$U_2 = \frac{\lambda}{2}V + \varepsilon$$

to predict U_2 through prediction of ε in such a way that the prediction of ε is valid marginally, and thereby prediction of U_2 is valid conditionally, given V in some interval. Marginally, ε is normal with mean zero and variance

$$\text{Var}(\varepsilon) = \text{Var}\left(U_2 - \frac{\lambda}{2}V\right) = \left(1 - \frac{\lambda}{2}\right)^2 + \left(\frac{\lambda}{2}\right)^2 = 1 - \lambda + \frac{\lambda^2}{2}.$$

This leads to the use of (3.1) as a valid inference.

To predict U_2 , we utilize the predictive random sets

$$\mathcal{S}_{v^*} = \left\{z : \left|z - \frac{\lambda}{2}v^*\right| \leq \left|Z - \frac{\lambda}{2}v^*\right|\right\}, \quad Z \sim \mathcal{N}\left(\frac{\lambda}{2}v^*, 1 - \lambda + \frac{\lambda^2}{2}\right)$$

when V is known to be v^* . For the two-point problem, V is known to be some v^* in the interval $[y_2 - y_1 - B, y_2 - y_1 + B]$. Thus, the use of the conservative prediction random set

$$\mathcal{S} = \bigcup_{v^* \in [y_2 - y_1 - B, y_2 - y_1 + B]} \mathcal{S}_{v^*}$$

provides valid inference. For constructing confidence intervals, for example, the plausibility region

$$\bigcup_{v^* \in [y_2 - y_1 - B, y_2 - y_1 + B]} \left[\frac{\lambda}{2} v^* - z_{1-\alpha/2} \sqrt{1 - \lambda + \frac{\lambda^2}{2}}, \frac{\lambda}{2} v^* + z_{1-\alpha/2} \sqrt{1 - \lambda + \frac{\lambda^2}{2}} \right]$$

covers u_2^* with probability at least $100(1 - \alpha)\%$, for all $\lambda \in [0, 1]$.

Note that the length of the plausibility interval is given by

$$\left[\frac{\lambda}{2}(y_2 - y_1 + B) - \frac{\lambda}{2}(y_2 - y_1 - B) \right] + 2z_{1-\alpha/2} \sqrt{1 - \lambda + \frac{\lambda^2}{2}} = \lambda B + 2z_{1-\alpha/2} \sqrt{1 - \lambda + \frac{\lambda^2}{2}}. \quad (3.2)$$

Using the usual measure of efficiency in terms of interval length, we minimize (3.2) over $\lambda \in [0, 1]$. This leads to the choice of λ :

$$\hat{\lambda}_B = \begin{cases} 1 - \frac{B}{\sqrt{2z_{1-\alpha/2}^2 - B^2}}, & \text{if } 0 \leq B < z_{1-\alpha/2}; \\ 0, & \text{if } B \geq z_{1-\alpha/2}. \end{cases}$$

The corresponding widths are equal to $B + \sqrt{2z_{1-\alpha/2}^2 - B^2}$ and $2z_{1-\alpha/2}$, respectively.

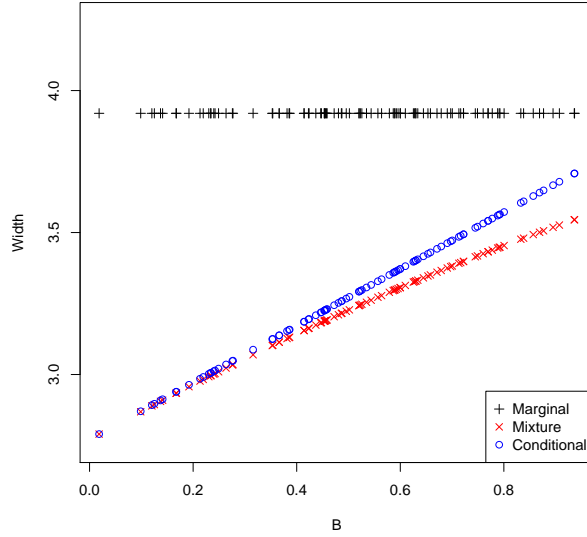


Figure 2: Comparison of the widths of the plausibility intervals constructed for the assertion $A(t) = \{\vartheta_0 : [0, 1] \rightarrow \mathbb{R} \mid \vartheta_0(t) = \sqrt{t}\} \subseteq \Theta_{1,1/2}$ using the three different approaches: Marginal IMs, Partial Conditioning (“Mixture”), and Conservative Conditional IMs.

The optimal value of $\hat{\lambda}_B$ suggests a full conditional IM when B is small relative to the width of the target confidence interval or the confidence level. Figure 2 shows the numerical results of a simulation with 100 trials. We observe that the plausibility intervals obtained using partial conditioning are the narrowest.

4 The general n case

For better understanding, we provide detailed investigation on the three-point case in Subsection 4.1 below. The general n case follows as a straightforward generalization of the three-point problem and is summarized in Section 4.2.

4.1 The $n = 3$ case

For the case of $n = 3$, we have three pairs of observations $(t_i, y_i), i = 1, 2, 3$. Without loss of generality, assume that $t_1 \leq t_2 \leq t_3$. In this case, we have the data generation model.

$$\begin{cases} y_1 = \vartheta_0(t_1) + u_1^*; \\ y_2 = \vartheta_0(t_2) + u_2^*; \\ y_3 = \vartheta_0(t_3) + u_3^* \end{cases} \quad (4.1)$$

where u_1^*, u_2^*, u_3^* represent unobserved realizations of $U_1, U_2, U_3 \stackrel{iid}{\sim} \mathcal{N}(0, 1)$. The problem of interest is to make a (marginal) inference on $\vartheta_0(t_i), i = 1, 2, 3$. To proceed, we first find the relevant conditional distributions in Subsection 4.1.1, and then provide the optimal solution under a partial conditioning framework in Subsection 4.1.2.

4.1.1 Conditional Distributions

The system of pairwise differences from (4.1), that is,

$$\begin{cases} y_2 - y_1 = \vartheta_0(t_2) - \vartheta_0(t_1) + u_2^* - u_1^*; \\ y_3 - y_1 = \vartheta_0(t_3) - \vartheta_0(t_1) + u_3^* - u_1^*; \\ y_3 - y_2 = \vartheta_0(t_3) - \vartheta_0(t_2) + u_3^* - u_2^* \end{cases} \quad (4.2)$$

motivates us to introduce the potential conditioning auxiliary variables

$$V_{21} = U_2 - U_1, \quad V_{31} = U_3 - U_1, \quad V_{32} = U_3 - U_2.$$

Clearly, we have that

$$(V_{21}, V_{31}, V_{32}) \sim \mathcal{N}_3 \left(\begin{bmatrix} 0 \\ 0 \\ 0 \end{bmatrix}, \begin{bmatrix} 2 & 1 & -1 \\ 1 & 2 & 1 \\ -1 & 1 & 2 \end{bmatrix} \right).$$

By the Hölder condition (1.2), we have

$$\begin{cases} |\vartheta_0(t_2) - \vartheta_0(t_1)| \leq M|t_2 - t_1|^\gamma; \\ |\vartheta_0(t_3) - \vartheta_0(t_1)| \leq M|t_3 - t_1|^\gamma; \\ |\vartheta_0(t_3) - \vartheta_0(t_2)| \leq M|t_3 - t_2|^\gamma. \end{cases} \quad (4.3)$$

For notational convenience, define

$$B_{ij} := M|t_i - t_j|^\gamma, \quad 1 \leq i, j \leq 3.$$

From (4.2) and (4.3) we obtain the observed constraints on the pairwise differences v_{ij}^* :

$$v_{ij}^* = u_i^* - u_j^* = y_i - y_j - (\vartheta_0(t_i) - \vartheta_0(t_j)) \in [y_i - y_j - B_{ij}, y_i - y_j + B_{ij}], \quad 1 \leq j < i \leq 3. \quad (4.4)$$

A complete characterization of the conditional distributions of the original auxiliary variables U_1, U_2, U_3 given the new auxiliary variables V_{21}, V_{31}, V_{32} is provided in Propositions 4.1 and 4.2, with proofs given in the appendix. Direct applications of these propositions yield the corresponding results with respect to the parameter $\vartheta \in \Theta$, which are summarized in Corollaries 4.1 and 4.2.

Proposition 4.1. *For any fixed $v_{ij} = u_i - u_j$ with $i > j$, the conditional distributions of U_1, U_2, U_3 given $V_{ij} = v_{ij}$ take the following forms:*

$$U_1|v_{21} \sim \mathcal{N}\left(\frac{u_1 - u_2}{2}, \frac{1}{2}\right), U_1|v_{31} \sim \mathcal{N}\left(\frac{u_1 - u_3}{2}, \frac{1}{2}\right), U_1|v_{32} \sim \mathcal{N}(0, 1); \quad (4.5)$$

$$U_2|v_{21} \sim \mathcal{N}\left(\frac{u_2 - u_1}{2}, \frac{1}{2}\right), U_2|v_{32} \sim \mathcal{N}\left(\frac{u_2 - u_3}{2}, \frac{1}{2}\right), U_2|v_{31} \sim \mathcal{N}(0, 1); \quad (4.6)$$

$$U_3|v_{31} \sim \mathcal{N}\left(\frac{u_3 - u_1}{2}, \frac{1}{2}\right), U_3|v_{32} \sim \mathcal{N}\left(\frac{u_3 - u_2}{2}, \frac{1}{2}\right), U_3|v_{21} \sim \mathcal{N}(0, 1). \quad (4.7)$$

Corollary 4.1. *Proposition 4.1 yields the following results regarding the parameter $\vartheta \in \Theta$:*

$$\vartheta(t_1) = Y_1 - U_1 \in \mathcal{N}\left(\frac{Y_1 + Y_2}{2} \pm \frac{B_{21}}{2}, \frac{1}{2}\right) \cap \mathcal{N}\left(\frac{Y_1 + Y_3}{2} \pm \frac{B_{31}}{2}, \frac{1}{2}\right); \quad (4.8)$$

$$\vartheta(t_2) = Y_2 - U_2 \in \mathcal{N}\left(\frac{Y_1 + Y_2}{2} \pm \frac{B_{21}}{2}, \frac{1}{2}\right) \cap \mathcal{N}\left(\frac{Y_2 + Y_3}{2} \pm \frac{B_{32}}{2}, \frac{1}{2}\right); \quad (4.9)$$

$$\vartheta(t_3) = Y_3 - U_3 \in \mathcal{N}\left(\frac{Y_1 + Y_3}{2} \pm \frac{B_{31}}{2}, \frac{1}{2}\right) \cap \mathcal{N}\left(\frac{Y_2 + Y_3}{2} \pm \frac{B_{32}}{2}, \frac{1}{2}\right). \quad (4.10)$$

Proposition 4.2. *For any fixed $v_{i_1 j_1} = u_{i_1} - u_{j_1}$ and $v_{i_2 j_2} = u_{i_2} - u_{j_2}$ with $i_1 > j_1$ and $i_2 > j_2$, the conditional distributions of U_1, U_2, U_3 given $V_{i_1 j_1} = v_{i_1 j_1}$ and $V_{i_2 j_2} = v_{i_2 j_2}$ take the following forms:*

$$U_1|v_{21}, v_{31}, U_1|v_{21}, v_{32}, U_1|v_{31}, v_{32} \sim \mathcal{N}\left(\frac{2u_1 - u_2 - u_3}{3}, \frac{1}{3}\right); \quad (4.11)$$

$$U_2|v_{21}, v_{31}, U_2|v_{21}, v_{32}, U_2|v_{31}, v_{32} \sim \mathcal{N}\left(\frac{2u_2 - u_1 - u_3}{3}, \frac{1}{3}\right); \quad (4.12)$$

$$U_3|v_{21}, v_{31}, U_3|v_{21}, v_{32}, U_3|v_{31}, v_{32} \sim \mathcal{N}\left(\frac{2u_3 - u_1 - u_2}{3}, \frac{1}{3}\right). \quad (4.13)$$

Corollary 4.2. *Proposition 4.2 yields the following results with respect to parameter $\vartheta \in \Theta$:*

$$\vartheta(t_1) = Y_1 - U_1 \in \mathcal{N}\left(\frac{Y_1 + Y_2 + Y_3}{3} \pm \frac{B_{21} + B_{31}}{3}, \frac{1}{3}\right);$$

$$\vartheta(t_2) = Y_2 - U_2 \in \mathcal{N}\left(\frac{Y_1 + Y_2 + Y_3}{3} \pm \frac{B_{21} + B_{32}}{3}, \frac{1}{3}\right);$$

$$\vartheta(t_3) = Y_3 - U_3 \in \mathcal{N}\left(\frac{Y_1 + Y_2 + Y_3}{3} \pm \frac{B_{31} + B_{32}}{3}, \frac{1}{3}\right).$$

These results can be restated more compactly as

$$\vartheta(t_i) \in \mathcal{N}\left(\bar{Y} \pm \bar{B}_i, \frac{1}{3}\right), \quad i = 1, 2, 3.$$

where $\bar{Y} = (Y_1 + Y_2 + Y_3)/3$, $\bar{B}_i = (B_{i1} + B_{i2} + B_{i3})/3$, and we define $B_{ii} = 0$ for $i = 1, 2, 3$.

Remark 4.1. For the sake of completeness, we remark that the covariance matrices in

$$\begin{aligned}(U_1, V_{21}, V_{31}, V_{32}) &\sim \left(\begin{bmatrix} 0 \\ 0 \\ 0 \\ 0 \end{bmatrix}, \begin{bmatrix} 1 & -1 & -1 & 0 \\ -1 & 2 & 1 & -1 \\ -1 & 1 & 2 & 1 \\ 0 & -1 & 1 & 2 \end{bmatrix} \right); \\(U_2, V_{21}, V_{31}, V_{32}) &\sim \left(\begin{bmatrix} 0 \\ 0 \\ 0 \\ 0 \end{bmatrix}, \begin{bmatrix} 1 & 1 & 0 & -1 \\ 1 & 2 & 1 & -1 \\ 0 & 1 & 2 & 1 \\ -1 & -1 & 1 & 2 \end{bmatrix} \right); \\(U_3, V_{21}, V_{31}, V_{32}) &\sim \left(\begin{bmatrix} 0 \\ 0 \\ 0 \\ 0 \end{bmatrix}, \begin{bmatrix} 1 & 0 & 1 & 1 \\ 0 & 2 & 1 & -1 \\ 1 & 1 & 2 & 1 \\ 1 & -1 & 1 & 2 \end{bmatrix} \right),\end{aligned}$$

are all degenerate, due to the fact that V_{21}, V_{31}, V_{32} are linearly dependent.

4.1.2 Prediction via partial conditioning

Recall that our goal is to predict u_2^* to make a valid probabilistic inference. Without loss of generality, assume that $t_2 - t_1 \leq t_3 - t_2$. Motivated by the idea of partial conditioning for the two-point problem, we construct nested predictive random sets by introducing the partial regression of u_2^* on pairwise differences:

$$\mathcal{N} \left(\lambda_1 \left(\frac{u_2^* - u_1^*}{2} \right) + \lambda_2 \left(\frac{2u_2^* - u_1^* - u_3^*}{3} \right), \left(\frac{\lambda_1}{2} + \frac{\lambda_2}{3} \right)^2 + \left(1 - \frac{\lambda_1}{2} - \frac{2}{3}\lambda_2 \right)^2 + \left(\frac{\lambda_2}{3} \right)^2 \right), \quad (4.14)$$

where the mixing proportions λ_1, λ_2 are functions of B_{ij} satisfying $\lambda_1, \lambda_2 \geq 0$ and $\lambda_1 + \lambda_2 \leq 1$. Note that the variance expression arises naturally from the fact that

$$\text{Var} \left[U_2 - \frac{\lambda_1}{2} (U_2 - U_1) - \frac{\lambda_2}{3} (2U_2 - U_1 - U_3) \right] = \left(\frac{\lambda_1}{2} + \frac{\lambda_2}{3} \right)^2 + \left(1 - \frac{\lambda_1}{2} - \frac{2}{3}\lambda_2 \right)^2 + \left(\frac{\lambda_2}{3} \right)^2.$$

To predict U_2 , we take the predictive random sets

$$\mathcal{S}_{v_{21}^*, v_{32}^*} = \left\{ z : \left| z - \left[\lambda_1 \left(\frac{v_{21}^*}{2} \right) + \lambda_2 \left(\frac{v_{21}^* - v_{32}^*}{3} \right) \right] \right| \leq \left| Z - \left[\lambda_1 \left(\frac{v_{21}^*}{2} \right) + \lambda_2 \left(\frac{v_{21}^* - v_{32}^*}{3} \right) \right] \right| \right\},$$

where we recall that

$$v_{ij}^* = u_i^* - u_j^* = y_i - y_j - (\vartheta_0(t_i) - \vartheta_0(t_j)) \in [y_i - y_j - B_{ij}, y_i - y_j + B_{ij}], \quad 1 \leq j < i \leq 3,$$

and Z follows the Gaussian distribution (4.14). The predictive random sets are clearly marginally valid, and thus the corresponding IMs are valid. Therefore, we utilize the conservative predictive random set

$$\mathcal{S} = \bigcup_{\substack{v_{21}^* \in [y_2 - y_1 \pm B_{21}] \\ v_{32}^* \in [y_3 - y_2 \pm B_{32}]}} \mathcal{S}_{v_{21}^*, v_{32}^*}$$

For constructing confidence intervals, this suggests the plausibility region

$$\bigcup_{\substack{v_{21}^* \in [y_2 - y_1 \pm B_{21}] \\ v_{32}^* \in [y_3 - y_2 \pm B_{32}]}} \left\{ \left[\left(\frac{\lambda_1}{2} + \frac{\lambda_2}{3} \right) v_{21}^* - \left(\frac{\lambda_2}{3} \right) v_{32}^* \right] \pm z_{1-\alpha/2} \sqrt{\left(\frac{\lambda_1}{2} + \frac{\lambda_2}{3} \right)^2 + \left(1 - \frac{\lambda_1}{2} - \frac{2}{3}\lambda_2 \right)^2 + \left(\frac{\lambda_2}{3} \right)^2} \right\},$$

which covers u_2^* with probability at least $100(1 - \alpha)\%$. It can be easily verified that the width of this plausibility region is given by

$$2 \left[\left(\frac{\lambda_1}{2} + \frac{\lambda_2}{3} \right) B_{21} + \left(\frac{\lambda_2}{3} \right) B_{32} \right] + 2z_{1-\alpha/2} \sqrt{\left(\frac{\lambda_1}{2} + \frac{\lambda_2}{3} \right)^2 + \left(1 - \frac{\lambda_1}{2} - \frac{2}{3}\lambda_2 \right)^2 + \left(\frac{\lambda_2}{3} \right)^2}.$$

The optimal mixing proportions λ_1, λ_2 are the solutions to the constrained optimization problem

$$\begin{aligned} \min_{\lambda_1, \lambda_2} \quad & \left[\left(\frac{\lambda_1}{2} + \frac{\lambda_2}{3} \right) B_{21} + \left(\frac{\lambda_2}{3} \right) B_{32} \right] + z_{1-\alpha/2} \sqrt{\left(\frac{\lambda_1}{2} + \frac{\lambda_2}{3} \right)^2 + \left(1 - \frac{\lambda_1}{2} - \frac{2}{3}\lambda_2 \right)^2 + \left(\frac{\lambda_2}{3} \right)^2} \\ \text{s.t.} \quad & \lambda_1, \lambda_2 \geq 0; \lambda_1 + \lambda_2 \leq 1. \end{aligned} \quad (4.15)$$

Solving optimization problem (4.15) analytically requires finding the roots of a set of quadratic equations, a process which can become quite burdensome. Instead, we adopt numerical optimization methods such as BFGS to solve problem (4.15) in order to obtain the optimal mixing proportions which minimize the length of the plausibility interval. Figure 3 shows the numerical results of a simulation with 500 trials. Again, we find that the plausibility intervals obtained using optimal mixture distributions are the narrowest.

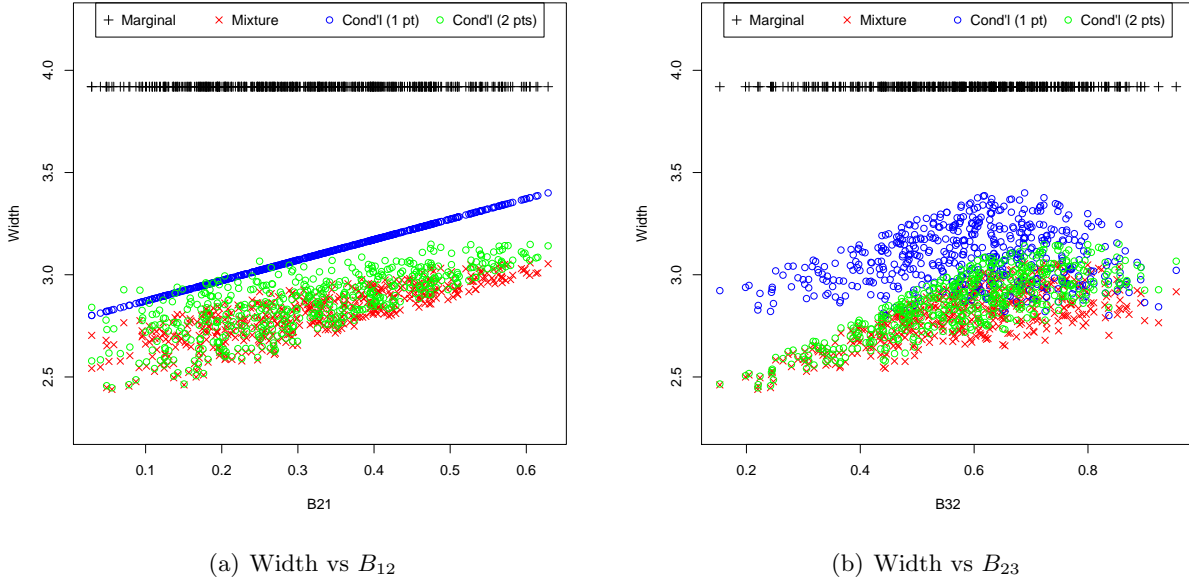


Figure 3: Comparison of the widths of the plausibility intervals constructed for the assertion $A(t) = \{\vartheta_0 : [0, 1] \rightarrow \mathbb{R} \mid \vartheta_0(t) = \sqrt{t}\} \subseteq \Theta_{1,1/2}$ using the four different approaches.

4.2 The general n case

In this section, we extend our previous discussions to the general case of n observations, and provide a generic method to construct valid and efficient pointwise plausibility intervals. Denote our sequence of observations by (t_i, y_i) , $i = 1, \dots, n$, where it is not necessary to assume that the t_i 's are sorted. With the assumption $\sigma = 1$ made in Section 1, the association (1.1) can be written as

$$y_i = \vartheta_0(t_i) + u_i^*, i = 1, \dots, n. \quad (4.16)$$

In the rest of this section, we outline the process of conducting inference on U_i for an arbitrary $1 \leq i \leq n$. As a preprocessing step, we sort the n observations in ascending order of their distance from the i -th observation, such that $0 = |t_i - t_0^{(i)}| \leq |t_i - t_1^{(i)}| \leq \dots \leq |t_i - t_{n-1}^{(i)}|$, correspondingly. Denote by $U_0^{(i)}, U_1^{(i)}, \dots, U_{n-1}^{(i)}$ the corresponding U variables, and by $y_0^{(i)}, y_1^{(i)}, \dots, y_{n-1}^{(i)}$ the corresponding y observations. Notice that $U_0^{(i)} = U_i$ holds trivially.

To predict U_i , we can utilize the marginal distribution $\mathcal{N}(0, 1)$, and the conditional distributions $U_i|u_i - u_1^{(i)}; U_i|u_i - u_1^{(i)}, u_i - u_2^{(i)}; \dots; U_i|u_i - u_1^{(i)}, u_i - u_2^{(i)}, \dots, u_i - u_{n-1}^{(i)}$. This motivates us to consider the partial regression of U_i on the pairwise differences of the U variables:

$$\mathcal{N}\left(\sum_{k=1}^{n-1} \frac{\lambda_k}{k+1} \left[k u_i - \sum_{j=1}^k u_j^{(i)}\right], \left(1 - \sum_{k=1}^{n-1} \frac{\lambda_k k}{k+1}\right)^2 + \sum_{j=1}^{n-1} \left(\sum_{k=j}^{n-1} \frac{\lambda_k}{k+1}\right)^2\right), \quad (4.17)$$

where the mixing proportions $\lambda_1, \lambda_2, \dots, \lambda_{n-1}$ are functions of B_{ij} satisfying $\lambda_1, \lambda_2, \dots, \lambda_{n-1} \geq 0$ and $\sum_{k=1}^{n-1} \lambda_k \leq 1$. The variance expression in Equation (4.17) is obtained by routine algebraic operations:

$$\begin{aligned} & \text{Var}\left\{U_i - \sum_{k=1}^{n-1} \frac{\lambda_k}{k+1} \left[k U_i - \sum_{j=1}^k U_j^{(i)}\right]\right\} \\ &= \left(1 - \sum_{k=1}^{n-1} \frac{\lambda_k k}{k+1}\right)^2 + \text{Var}\left\{\sum_{k=1}^{n-1} \left[\frac{\lambda_k}{k+1} \sum_{j=1}^k U_j^{(i)}\right]\right\}, \end{aligned} \quad (4.18)$$

To deal with the second term on the right-hand-side of the last equation, we notice that the summation signs can be exchanged in the following manner:

$$\sum_{k=1}^{n-1} \left[\frac{\lambda_k}{k+1} \sum_{j=1}^k U_j^{(i)}\right] = \sum_{k=1}^{n-1} \sum_{j=1}^k \frac{\lambda_k}{k+1} U_j^{(i)} = \sum_{j=1}^{n-1} \sum_{k=1}^{n-1} \frac{\lambda_k}{k+1} U_j^{(i)} = \sum_{j=1}^{n-1} \left(\sum_{k=j}^{n-1} \frac{\lambda_k}{k+1}\right) U_j^{(i)}.$$

Therefore, we have

$$\text{Var}\left\{\sum_{k=1}^{n-1} \left[\frac{\lambda_k}{k+1} \sum_{j=1}^k U_j^{(i)}\right]\right\} = \text{Var}\left\{\sum_{j=1}^{n-1} \left(\sum_{k=j}^{n-1} \frac{\lambda_k}{k+1}\right) U_j^{(i)}\right\} = \sum_{j=1}^{n-1} \left(\sum_{k=j}^{n-1} \frac{\lambda_k}{k+1}\right)^2,$$

where the last step follows from the independence of $U_j^{(i)}$, $j = 1, \dots, n$. Substituting this result into equation (4.18) yields the variance expression shown in equation (4.17).

To predict U_i , we take the predictive random sets

$$\mathcal{S}_{\{v_j^{(i)}: j=1, \dots, k\}} = \left\{z : \left|z - \sum_{k=1}^{n-1} \frac{\lambda_k}{k+1} \sum_{j=1}^k v_j^{(i)}\right| \leq \left|Z - \sum_{k=1}^{n-1} \frac{\lambda_k}{k+1} \sum_{j=1}^k v_j^{(i)}\right|\right\}, \quad Z \sim (4.17),$$

where

$$v_j^{(i)} := u_i - u_j^{(i)} = y_i - y_j^{(i)} - (\vartheta_0(t_i) - \vartheta_0(t_j^{(i)})) \in [y_i - y_j^{(i)} - B_j^{(i)}, y_i - y_j^{(i)} + B_j^{(i)}],$$

with $B_j^{(i)} := |t_j^{(i)} - t_i|$, $1 \leq i, j \leq n$. For valid inference, we take the (conservative) predictive random sets

$$\mathcal{S} = \bigcup_{\{v_j^{(i)} \in [y_i - y_j^{(i)} \pm B_j^{(i)}], j=1, \dots, k\}} \mathcal{S}_{\{v_j^{(i)}: j=1, \dots, k\}}.$$

This predictive random set is clearly marginally valid. Let

$$\Delta_\lambda = \sqrt{\left(1 - \sum_{k=1}^{n-1} \frac{\lambda_k k}{k+1}\right)^2 + \sum_{j=1}^{n-1} \left(\sum_{k=j}^{n-1} \frac{\lambda_k}{k+1}\right)^2},$$

the standard deviation of the partial regression. The plausibility region

$$\bigcup_{v_j^{(i)} \in [y_i - y_j^{(i)} \pm B_j^{(i)}]} \left\{ \sum_{k=1}^{n-1} \frac{\lambda_k}{k+1} \sum_{j=1}^k v_j^{(i)} \pm z_{1-\alpha/2} \Delta_\lambda \right\},$$

or equivalently,

$$\left[\sum_{k=1}^{n-1} \frac{\lambda_k}{k+1} \sum_{j=1}^k \left[y_i - y_j^{(i)} - B_j^{(i)} \right] - z_{1-\alpha/2} \Delta_\lambda, \sum_{k=1}^{n-1} \frac{\lambda_k}{k+1} \sum_{j=1}^k \left[y_i - y_j^{(i)} + B_j^{(i)} \right] + z_{1-\alpha/2} \Delta_\lambda \right],$$

covers u_i^* with probability at least $100(1 - \alpha)\%$. The width of the plausibility region is given by

$$2 \sum_{k=1}^{n-1} \frac{\lambda_k}{k+1} \sum_{j=1}^k B_j^{(i)} + 2z_{1-\alpha/2} \Delta_\lambda.$$

The optimal set of mixing proportions $\lambda_1, \lambda_2, \dots, \lambda_{n-1}$ are the solutions to the constrained optimization problem

$$\begin{aligned} \min_{\lambda_1, \lambda_2, \dots, \lambda_{n-1}} \quad & \sum_{k=1}^{n-1} \frac{\lambda_k}{k+1} \sum_{j=1}^k B_j^{(i)} + z_{1-\alpha/2} \Delta_\lambda \\ \text{subject to} \quad & \lambda_1, \lambda_2, \dots, \lambda_{n-1} \geq 0; \quad \sum_{k=1}^{n-1} \lambda_k \leq 1. \end{aligned} \quad (4.19)$$

Solving optimization problem (4.19) analytically requires finding the roots of a set of quadratic equations, a process which can become quite burdensome. Instead, we adopt numerical optimization methods such as BFGS to solve problem (4.19) in order to obtain the optimal mixing proportions which minimize the width of the plausibility interval. This is demonstrated using numerical results in Figures 4, 5, and 6 for different configurations of n , M , and γ .

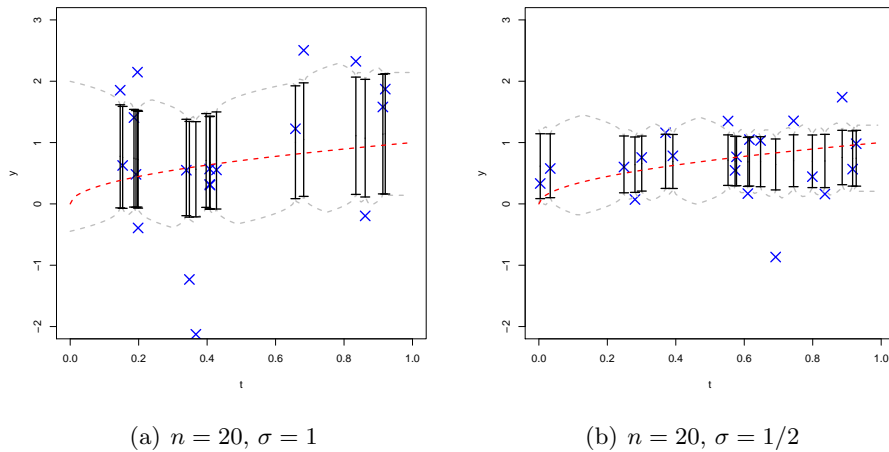


Figure 4: Visualization of the plausibility intervals constructed using the mixture distribution for the assertion $A(t) = \{\vartheta_0 : [0, 1] \rightarrow \mathbb{R} \mid \vartheta_0(t) = \sqrt{t}\} \subseteq \Theta_{1,1/2}$ under various settings.

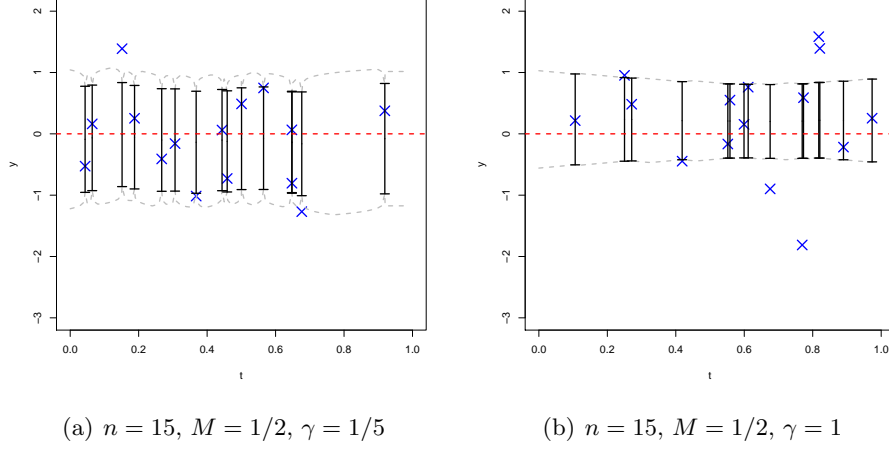


Figure 5: Visualization of the plausibility intervals constructed using the mixture distribution for the assertion $A(t) = \{\vartheta_0 : [0, 1] \rightarrow \mathbb{R} \mid \vartheta_0(t) = 0\} \subseteq \Theta_{1,1/2}$ under various settings.

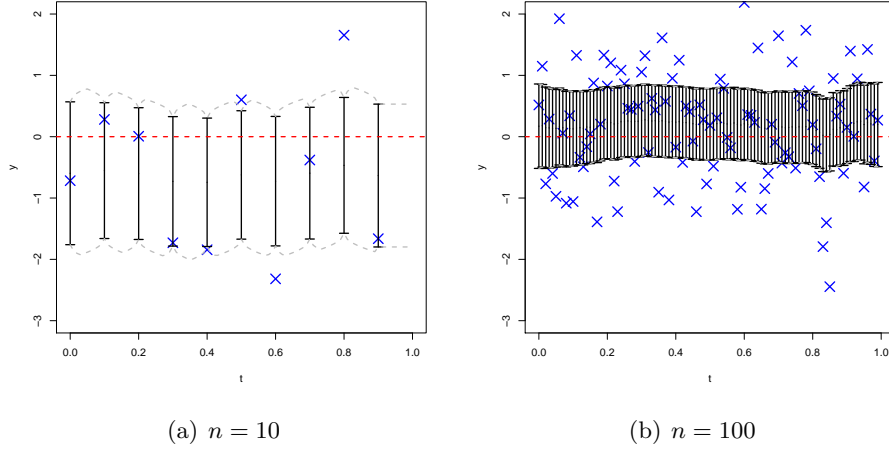


Figure 6: Visualization of the plausibility intervals constructed using the mixture distribution for the assertion $A(t) = \{\vartheta_0 : [0, 1] \rightarrow \mathbb{R} \mid \vartheta_0(t) = 0\} \subseteq \Theta_{1,1/2}$ for various number of observations.

5 Discussion

We have developed a *partial conditioning* method to extend IMs for valid and efficient inference about many-normal-means when the means are subject to constraints. While the basic idea and method are developed for many-normal-means, they can be extended to handle many-binomial-means and many-Poisson-means with similar constraints. Nevertheless, a more general mathematical theory deserves future development.

Appendix: Proofs

Proof of Proposition 2.1

Proof. For the predictive random set $\mathcal{S} = [-|U_1|, |U_1|]$, $U_1 \sim \mathcal{N}(0, 1)$, we have

$$\mathbb{P}_{\mathcal{S}}\{\mathcal{S} \not\ni u^*\} = \mathbb{P}\{|U_1| < |u_1^*|\} = 2\Phi(|u_1^*|) - 1,$$

where $\Phi(\cdot)$ denotes the standard Normal CDF. It follows that for each $\alpha \in (0, 1)$,

$$\mathbb{P}_{U_1}\{\mathbb{P}_{\mathcal{S}}\{\mathcal{S} \not\ni U_1\} \geq 1 - \alpha\} = \mathbb{P}_{U_1}\{2\Phi(|U_1|) - 1 \geq 1 - \alpha\} = \mathbb{P}_{U_1}\{\Phi(|U_1|) \geq 1 - \alpha/2\} = \alpha,$$

which verifies that (2.5) holds. Thus, we have shown that the predictive random set \mathcal{S} is valid, and Theorem 2.1 implies that the IM previously defined is valid as well. \square

Proof of Proposition 4.1

Proof. The conditional distributions for U_1 can be derived as follows:

$$\begin{cases} (U_1, V_{21}) \sim \mathcal{N}_2\left(\begin{bmatrix} 0 \\ 0 \end{bmatrix}, \begin{bmatrix} 1 & -1 \\ -1 & 2 \end{bmatrix}\right) & \Rightarrow U_1|V_{21} = v_{21} \sim \mathcal{N}\left(-\frac{v_{21}}{2}, \frac{1}{2}\right); \\ (U_1, V_{31}) \sim \mathcal{N}_2\left(\begin{bmatrix} 0 \\ 0 \end{bmatrix}, \begin{bmatrix} 1 & -1 \\ -1 & 2 \end{bmatrix}\right) & \Rightarrow U_1|V_{31} = v_{31} \sim \mathcal{N}\left(-\frac{v_{31}}{2}, \frac{1}{2}\right); \\ (U_1, V_{32}) \sim \mathcal{N}_2\left(\begin{bmatrix} 0 \\ 0 \end{bmatrix}, \begin{bmatrix} 1 & 0 \\ 0 & 2 \end{bmatrix}\right) & \Rightarrow U_1|V_{32} = v_{32} \sim \mathcal{N}(0, 1). \end{cases}$$

The conditional distributions for U_2 can be derived as follows:

$$\begin{cases} (U_2, V_{21}) \sim \mathcal{N}_2\left(\begin{bmatrix} 0 \\ 0 \end{bmatrix}, \begin{bmatrix} 1 & 1 \\ 1 & 2 \end{bmatrix}\right) & \Rightarrow U_2|V_{21} = v_{21} \sim \mathcal{N}\left(\frac{v_{21}}{2}, \frac{1}{2}\right); \\ (U_2, V_{31}) \sim \mathcal{N}_2\left(\begin{bmatrix} 0 \\ 0 \end{bmatrix}, \begin{bmatrix} 1 & 0 \\ 0 & 2 \end{bmatrix}\right) & \Rightarrow U_2|V_{31} = v_{31} \sim \mathcal{N}(0, 1); \\ (U_2, V_{32}) \sim \mathcal{N}_2\left(\begin{bmatrix} 0 \\ 0 \end{bmatrix}, \begin{bmatrix} 1 & -1 \\ -1 & 2 \end{bmatrix}\right) & \Rightarrow U_2|V_{32} = v_{32} \sim \mathcal{N}\left(-\frac{v_{32}}{2}, \frac{1}{2}\right). \end{cases}$$

The conditional distributions for U_3 can be derived as follows:

$$\begin{cases} (U_3, V_{21}) \sim \mathcal{N}_2\left(\begin{bmatrix} 0 \\ 0 \end{bmatrix}, \begin{bmatrix} 1 & 0 \\ 0 & 2 \end{bmatrix}\right) & \Rightarrow U_3|V_{21} = v_{21} \sim \mathcal{N}(0, 1); \\ (U_3, V_{31}) \sim \mathcal{N}_2\left(\begin{bmatrix} 0 \\ 0 \end{bmatrix}, \begin{bmatrix} 1 & 1 \\ 1 & 2 \end{bmatrix}\right) & \Rightarrow U_3|V_{31} = v_{31} \sim \mathcal{N}\left(\frac{v_{31}}{2}, \frac{1}{2}\right); \\ (U_3, V_{32}) \sim \mathcal{N}_2\left(\begin{bmatrix} 0 \\ 0 \end{bmatrix}, \begin{bmatrix} 1 & 1 \\ 1 & 2 \end{bmatrix}\right) & \Rightarrow U_3|V_{32} = v_{32} \sim \mathcal{N}\left(\frac{v_{32}}{2}, \frac{1}{2}\right). \end{cases}$$

The proof is complete by recalling that $v_{ij} = u_i - u_j$ for $1 \leq j < i \leq 3$. \square

Proof of Corollary 4.1

Proof. We notice that the results in (4.4) imply the following:

$$\begin{aligned}
u_1 - u_2 &= -v_{21} \in [Y_1 - Y_2 - B_{21}, Y_1 - Y_2 + B_{21}], \\
u_1 - u_3 &= -v_{31} \in [Y_1 - Y_3 - B_{31}, Y_1 - Y_3 + B_{31}], \\
u_2 - u_1 &= v_{21} \in [Y_2 - Y_1 - B_{21}, Y_2 - Y_1 + B_{21}], \\
u_2 - u_3 &= -v_{32} \in [Y_2 - Y_3 - B_{32}, Y_2 - Y_3 + B_{32}], \\
u_3 - u_1 &= v_{31} \in [Y_3 - Y_1 - B_{31}, Y_3 - Y_1 + B_{31}], \\
u_3 - u_2 &= v_{32} \in [Y_3 - Y_2 - B_{32}, Y_3 - Y_2 + B_{32}].
\end{aligned}$$

Combining these results with Proposition 4.1 completes the proof of the corollary. \square

Proof of Proposition 4.2

Proof. The conditional distributions for U_1 can be derived as follows:

$$\left\{ \begin{aligned} (U_1, V_{21}, V_{31}) &\sim \mathcal{N}_3 \left(\begin{bmatrix} 0 \\ 0 \\ 0 \end{bmatrix}, \begin{bmatrix} 1 & -1 & -1 \\ -1 & 2 & 1 \\ -1 & 1 & 2 \end{bmatrix} \right) &\Rightarrow U_1 | v_{21}, v_{31} &\sim \mathcal{N} \left(-\frac{v_{21} + v_{31}}{3}, \frac{1}{3} \right); \\ (U_1, V_{21}, V_{32}) &\sim \mathcal{N}_3 \left(\begin{bmatrix} 0 \\ 0 \\ 0 \end{bmatrix}, \begin{bmatrix} 1 & -1 & 0 \\ -1 & 2 & -1 \\ 0 & -1 & 2 \end{bmatrix} \right) &\Rightarrow U_1 | v_{21}, v_{32} &\sim \mathcal{N} \left(-\frac{2v_{21} + v_{32}}{3}, \frac{1}{3} \right); \\ (U_1, V_{31}, V_{32}) &\sim \mathcal{N}_3 \left(\begin{bmatrix} 0 \\ 0 \\ 0 \end{bmatrix}, \begin{bmatrix} 1 & -1 & 0 \\ -1 & 2 & 1 \\ 0 & 1 & 2 \end{bmatrix} \right) &\Rightarrow U_1 | v_{31}, v_{32} &\sim \mathcal{N} \left(\frac{v_{32} - 2v_{31}}{3}, \frac{1}{3} \right). \end{aligned} \right.$$

The conditional distributions for U_2 can be derived as follows:

$$\left\{ \begin{aligned} (U_2, V_{21}, V_{31}) &\sim \mathcal{N}_3 \left(\begin{bmatrix} 0 \\ 0 \\ 0 \end{bmatrix}, \begin{bmatrix} 1 & 1 & 0 \\ 1 & 2 & 1 \\ 0 & 1 & 2 \end{bmatrix} \right) &\Rightarrow U_2 | v_{21}, v_{31} &\sim \mathcal{N} \left(\frac{2v_{21} - v_{31}}{3}, \frac{1}{3} \right); \\ (U_2, V_{21}, V_{32}) &\sim \mathcal{N}_3 \left(\begin{bmatrix} 0 \\ 0 \\ 0 \end{bmatrix}, \begin{bmatrix} 1 & 1 & -1 \\ 1 & 2 & -1 \\ -1 & -1 & 2 \end{bmatrix} \right) &\Rightarrow U_2 | v_{21}, v_{32} &\sim \mathcal{N} \left(\frac{v_{21} - v_{32}}{3}, \frac{1}{3} \right); \\ (U_2, V_{31}, V_{32}) &\sim \mathcal{N}_3 \left(\begin{bmatrix} 0 \\ 0 \\ 0 \end{bmatrix}, \begin{bmatrix} 1 & 0 & -1 \\ 0 & 2 & 1 \\ -1 & 1 & 2 \end{bmatrix} \right) &\Rightarrow U_2 | v_{31}, v_{32} &\sim \mathcal{N} \left(\frac{v_{31} - 2v_{32}}{3}, \frac{1}{3} \right). \end{aligned} \right.$$

The conditional distributions for U_3 can be derived as follows:

$$\left\{ \begin{aligned} (U_3, V_{21}, V_{31}) &\sim \mathcal{N}_3 \left(\begin{bmatrix} 0 \\ 0 \\ 0 \end{bmatrix}, \begin{bmatrix} 1 & 0 & 1 \\ 0 & 2 & 1 \\ 1 & 1 & 2 \end{bmatrix} \right) &\Rightarrow U_3 | v_{21}, v_{31} &\sim \mathcal{N} \left(\frac{2v_{31} - v_{21}}{3}, \frac{1}{3} \right); \\ (U_3, V_{21}, V_{32}) &\sim \mathcal{N}_3 \left(\begin{bmatrix} 0 \\ 0 \\ 0 \end{bmatrix}, \begin{bmatrix} 1 & 0 & 1 \\ 0 & 2 & -1 \\ 1 & -1 & 2 \end{bmatrix} \right) &\Rightarrow U_3 | v_{21}, v_{32} &\sim \mathcal{N} \left(\frac{v_{21} + 2v_{32}}{3}, \frac{1}{3} \right); \\ (U_3, V_{31}, V_{32}) &\sim \mathcal{N}_3 \left(\begin{bmatrix} 0 \\ 0 \\ 0 \end{bmatrix}, \begin{bmatrix} 1 & 1 & 1 \\ 1 & 2 & 1 \\ 1 & 1 & 2 \end{bmatrix} \right) &\Rightarrow U_3 | v_{31}, v_{32} &\sim \mathcal{N} \left(\frac{v_{31} + v_{32}}{3}, \frac{1}{3} \right). \end{aligned} \right.$$

It can be easily verified that the three conditional distributions in each group are actually equivalent, and that the results (4.11) – (4.13) hold. \square

Proof of Corollary 4.2

Proof. We notice that the results in (4.4) implies the following:

$$\begin{aligned} 2u_1 - u_2 - u_3 &= -(v_{21} + v_{31}) \in [2Y_1 - Y_2 - Y_3 - (B_{21} + B_{31}), 2Y_1 - Y_2 - Y_3 + (B_{21} + B_{31})]; \\ 2u_2 - u_1 - u_3 &= v_{21} - v_{32} \in [2Y_2 - Y_1 - Y_3 - (B_{21} + B_{32}), 2Y_2 - Y_1 - Y_3 + (B_{21} + B_{32})]; \\ 2u_3 - u_1 - u_2 &= v_{31} + v_{32} \in [2Y_3 - Y_1 - Y_2 - (B_{31} + B_{32}), 2Y_3 - Y_1 - Y_2 + (B_{31} + B_{32})]. \end{aligned}$$

Combining these results with Proposition 4.2 completes the proof of the corollary. \square

References

- R. Gong and X.-L. Meng. Judicious judgment meets unsettling updating: Dilation, sure loss and Simpson’s paradox. *Statistical Science*, 36(2):169–190, 2021.
- D. E. Leaf and C. Liu. Inference about constrained parameters using the elastic belief method. *International Journal of Approximate Reasoning*, 53(5):709–727, 2012.
- O. Lepskii. On a problem of adaptive estimation in gaussian white noise. *Theory of Probability & Its Applications*, 35(3):454–466, 1991.
- C. Liu and R. Martin. Frameworks for prior-free posterior probabilistic inference. *Wiley Interdisciplinary Reviews: Computational Statistics*, 7(1):77–85, 2015.
- C. Liu and R. Martin. Comment: Settle the unsettling: An inferential models perspective. *Statistical Science*, 36(2):196–200, 2021.
- R. Martin and C. Liu. Inferential models: A framework for prior-free posterior probabilistic inference. *Journal of the American Statistical Association*, 108(501):301–313, 2013.
- R. Martin and C. Liu. Conditional inferential models: combining information for prior-free probabilistic inference. *Journal of the Royal Statistical Society: Series B (Statistical Methodology)*, 77(1):195–217, 2015a.
- R. Martin and C. Liu. Marginal inferential models: prior-free probabilistic inference on interest parameters. *Journal of the American Statistical Association*, 110(512):1621–1631, 2015b.