


# Extending FAIR to FAIRer: Cognitive Interoperability and the Human Explorability of Data and Metadata

Vogt, Lars<sup>1</sup>

<sup>1</sup>*TIB Leibniz Information Centre for Science and Technology, Welfengarten 1B, 30167 Hanover, Germany,*  [orcid.org/0000-0002-8280-0487](https://orcid.org/0000-0002-8280-0487)

Corresponding Author: [lars.m.vogt@gmail.com](mailto:lars.m.vogt@gmail.com)

## Abstract

Making data and metadata FAIR (Findable, Accessible, Interoperable, Reusable) has become an important objective in research and industry, and knowledge graphs and ontologies have been cornerstones in many going-FAIR strategies. In this process, however, human-actionability of data and metadata has been lost sight of. Here, in the first part, I discuss two issues exemplifying the lack of human-actionability in knowledge graphs and I suggest adding the Principle of human Explorability to extend FAIR to the FAIRer Guiding Principles. Moreover, in its interoperability framework and as part of its GoingFAIR strategy, the European Open Science Cloud initiative distinguishes between technical, semantic, organizational, and legal interoperability and I argue to add cognitive interoperability. In the second part, I provide a short introduction to semantic units and discuss how they increase the human explorability and cognitive interoperability of knowledge graphs. Semantic units structure a knowledge graph into identifiable and semantically meaningful subgraphs, each represented with its own resource that instantiates a corresponding semantic unit class. Three categories of semantic units can be distinguished: Statement units model individual propositions that are semantically meaningful for a human reader, compound units are semantically meaningful collections of semantic units that associate multiple semantic units to form a combined subgraph, and question units model questions and represent them in the graph like mind-maps that translate into queries. Semantic units organize and structure a knowledge graph into different levels of representational granularity, different types of granularity trees, and different frames of reference. I conclude with discussing how semantic units provide a framework for the development of innovative user interfaces that support exploring and accessing information in the graph by reducing its complexity to what currently interests the user, thereby significantly increasing the cognitive interoperability and thus human-actionability of knowledge graphs.

## Introduction

After their first publication in 2014 (1,2), the **FAIR Guiding Principles** for scientific data management and stewardship have been recognized to be essential across various domains of research and industry for establishing policies, standards, and practices that guarantee the **Findability, Accessibility, Interoperability, and Reusability** of scientific data and metadata **for machines and humans alike**. Some of the major challenges that our societies are currently facing, such as biodiversity loss and climate change (3), require the collection, integration, and analysis of large amounts of data from various sources and stakeholders, following a truly interdisciplinary approach, which would significantly benefit from the relevant data and metadata being FAIR (4).

The FAIR Guiding Principles provide the basis for the ongoing development of the European Open Science Cloud (EOSC) for shaping a FAIR ecosystem (5,6). **FAIR Digital Objects** have been suggested as a central concept for the realization of FAIR within EOSC (7). Each FAIR Digital Object possesses its own Unique Persistent and Resolvable Identifier (UPRI), is stored in a common and ideally open file format, is accompanied by further UPRI, provides richly documented metadata following standards and well-established vocabularies, and includes contextual documentation that, in combination, guarantees its reliable discovery, citation, and reuse. FAIR Digital Objects can exist at different levels of granularity, because a FAIR Digital Object may itself consist of further FAIR Digital Objects of finer granularity.

As atomic entities of the FAIR ecosystem, FAIR Digital Objects take a central role in the **interoperability framework of EOSC** (6) by providing, along with appropriate tools and controlled vocabularies such as ontologies, the metadata necessary to achieve interoperability. When embedded in a FAIR ecosystem, the interoperability framework aims to provide a general standard in science and industry and has the potential to substantially contribute to a solution for the reproducibility crisis in science (8) and the question of the **trustworthiness of information** in general (see also TRUST Principles of Transparency, Responsibility, User Focus, Sustainability, and Technology (9)).

All this, however, depends on the availability of readily and reliably usable tools for the technical realization of a FAIR ecosystem. In this context, **ontologies and knowledge graphs (KGs)**, when employed while at the same time consistently applying adequate semantic data models, provide a promising technology for the development of a FAIR ecosystem (10–15), which is a main prerequisite for establishing technical and semantic interoperability. The graph-based abstractions used in KGs are superior to relational or other NoSQL models in terms of (i) their potential to provide an intuitive way for modelling relationships in a way that is similar to mind-maps with which most human users are familiar, (ii) the ability to postpone specifications of definitions for data schemata so that these can evolve flexibly, which is particularly important for incomplete knowledge, (iii) the use of formalisms such as ontologies and rules for machine-actionable knowledge representation, (iv) the application of graph analytics and machine learning, and (v) the use of specialized graph query languages that support not only standard relational operators such as joins, unions, and projections, but also navigational operators for recursively searching for entities over arbitrary-length paths (13,16–21).

Moreover, KGs and ontologies can improve the transparency of data-based decision-making and improve communication in research, science, and industry in general. Modern data-driven manufacturing approaches that are supported by ontologies and KGs, for example, will enable comprehensive **supply-chain and production transparency** by making the entire production, distribution, and marketing process from field to shelf more transparent, providing information on a

wide range of aspects, including comprehensive lists of all materials entering and leaving the process and waste products generated, as well as their impact on people and nature, and information on the energy and carbon footprints of the various links in the supply-chain. Such information can then be used by companies to point out manufacturing processes that are as nature-friendly and resource-conserving as possible, which in turn would enable customers to make an informed choice about their products. The complex and highly interconnected landscape of production, distribution, consumer, and regulatory actors requires a standardized inventory of information collected along the entire lifecycle of products to which actors can contribute. Digital twins combined with KGs and ontologies are conducive to providing stakeholders with a mechanism for capturing product contextual data from farm to end customer. However, this only works if everyone involved in creating this information-chain uses the same ontology-based language and communicates their data and metadata following the FAIR Guiding Principles.

However, ontologies and KGs also bring their own specific technical, conceptual, and societal challenges. On the one hand, the definition of what constitutes a KG is somewhat fuzzy (13) and covers different technical and conceptual incarnations, including labeled property graphs such as [Neo4J](#) and approaches based on the Resource Description Framework (RDF), the use of RDF-stores, and, with the Web Ontology Language (OWL), also applications of Description Logics. Not every KG uses ontologies or other controlled vocabularies, with the consequence that the FAIRness across KGs varies substantially. On the other hand, there has been a lot of focus on the machine-actionability aspect of FAIR, thereby losing sight of what FAIR should mean for human users who want to interact with the graph.

In what follows, I refer to the latter and discuss two issues that I think result from focusing mainly on the machine-actionability aspect of FAIRness while ignoring its human-actionability side. And I argue that, in addition to the four layers of EOSC's interoperability framework, the cognitive interoperability of data and metadata for human readers should also be considered in a FAIR ecosystem. Considering cognitive interoperability would turn FAIR KGs into **FAIRer KGs**, i.e., FAIR KGs with their human Explorability raised. Therefore, I propose extending the FAIR Guiding Principles to include human explorability of data and metadata as another principle and discuss further additions with respect to terminological, schematic, logical, and ontological aspects of semantic interoperability. In the second part of this paper, I introduce the idea of partitioning and structuring a KG into **identifiable and semantically meaningful units of representation (short: semantic units)** as a concept that has the potential to increase the cognitive interoperability of FAIR KGs, elevating them to the level of FAIRer KGs and therewith significantly contributing to solutions for the issues discussed.

## Box 1 | Conventions

In this paper, I refer to FAIR KGs as machine-actionable semantic graphs for documenting, organizing, and representing assertional (e.g., empirical data), universal, and contingent statements and thus a mixture of ABox and TBox expressions (thereby contrasting KGs with ontologies, with the latter containing mainly universal statements and thus TBox expressions). I want to point out that I discuss KGs and ontologies against the background of RDF-based triple stores, OWL, and Description Logics as a formal framework for inferencing, and labeled property graphs as an alternative to triple stores, because these are the main technologies and logical frameworks used in KGs that are supported by a broad community of users and developers and for which accepted standards exist. I am aware of the fact that alternative technologies and frameworks exist that support an n-tuples syntax and more advanced logics (e.g., First Order Logic) (22,23), but supporting tools and applications are missing or are not widely used to turn them into well-supported, scalable, and easily usable KG applications.

Throughout this text I use regular underlined to indicate ontology classes, *italicsUnderlined* when referring to properties (i.e., relations in Neo4j), and I include ID numbers to specify each. ID numbers are composed of the ontology prefix followed by a colon and a number, e.g., *isAbout* (IAO:0000136). If the term is not yet covered in any ontology, I indicate it with \*, e.g., the class *\*metric measurement statement unit\**. I use 'regular underlined' to indicate instances of classes, with the label referring to the class label and the ID number to the class. Moreover, when I use the term *resource*, I understand it to be something that is uniquely designated (e.g., a Uniform Resource Identifier, URI) and about which you want to say something. It thus stands for something and represents something you want to talk about. In RDF, the *Subject* and the *Predicate* in a triple statement are always resources, whereas the *Object* can be either a resource or a literal. Resources can be either properties, instances, or classes, with properties taking the *Predicate* position in a triple and with instances referring to individuals (=particulars) and classes to universals.

For reasons of clarity, in the text and in all figures, I represent resources not with their UPRI but with human-readable labels, with the implicit assumption that every property, every instance, and every class has its own UPRI.

## Two issues of knowledge graphs that limit their cognitive interoperability

### Issue 1: Machines need more information than humans for data to be actionable, and humans do not want to look at large and complex graphs

One of the potential virtues of KGs is at the same time also a potential issue. The issue is rooted in a strong focus of some KGs on machine-actionability. Humans are experts in dealing with **contextuality** and **fuzziness** of statements using metaphors, metonymies, or general figures of thought that are based on conventions and personal experience. Consequently, they often have no problem with **missing information**, because they still understand the intended content. For machines, on the other hand, all relevant information must be explicitly stated. Therefore, someone living in New York has no difficulties understanding the following dialogue (24):

*A: How did you get to the airport?*

*B: I stopped a cab.*

Taken literally, however, the dialogue makes no sense because *B* would not have left the spot just by stopping a taxi. An untrained machine would have substantial difficulties identifying the

implied meaning of what *B* responded, because important contextual information is missing. A human reader, on the other hand, projects the dialogue back onto a prototypical sequence of events of which stopping the taxi is just one in a multitude of steps, and understands what has been said as referring to a well-known general figure of thought. Another example is the following sentence:

*In Berlin, Germany, on the 10th of March 2021, the 7-days incidence value for COVID-19 was 57.9.*

Human readers with a background in medicine would have no difficulties understanding this sentence. From the context, they would interpret “*in Berlin, Germany*” to be a somewhat fuzzy reference to the human population of Berlin. A machine would have a hard time carrying out such interpretations.

One consequence of being experts in dealing with contextuality, fuzziness, and missing information is that most humans prefer statements to be concise to make communication more time-efficient, with lots of information not being explicitly stated, but implied via context or somewhat fuzzy propositions (proposition meant in the linguistic sense as the content of a statement) and by the sender of the information relying on the receiver to possess the relevant background knowledge to correctly decipher the information. In the end, **efficient communication** between people is only possible through this metonymic understanding of language (24). Machines, however, need further information or adequate training in order to correctly process the information.

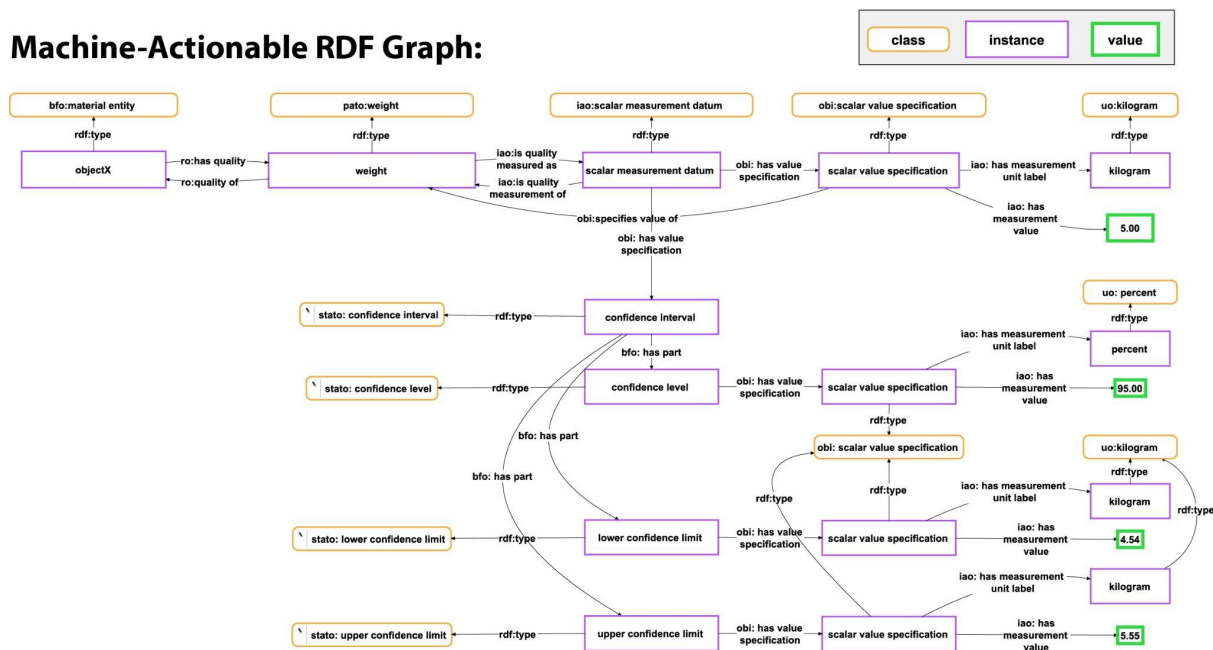
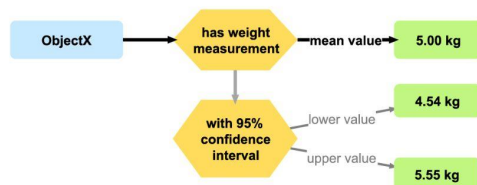
Besides the need to make all required information explicit for machines, considerations regarding how to best query specific information also frequently influence modelling choices and result in an increase in the complexity of the graph in order to standardize graph patterns. Therefore, when human-readable statements are being translated into machine-actionable and easy to query representations that follow, for example, the RDF triple syntax paradigm of *Subject-Predicate-Object*, these graph-based representations are often much more complex than human readers like them to be (e.g., Fig. 1).

We are thus dealing with a dilemma that arises from the **conflict between machine-actionability and human-actionability**: the more we push data representations toward machine-actionability, the more complex and thus the less human-actionable they become. Humans do not want to see large and complex graphs, because these graphs usually contain lots of information that is irrelevant for humans and that, in bulk, reduces the graph’s comprehensibility. This dilemma represents an impedance mismatch.

If we want to follow the FAIR Guiding Principles and make data and metadata in KGs findable, accessible, interoperable, and reusable for both machines and humans, we must make them easier comprehensible for humans. In other words, we must **increase the cognitive interoperability of data and metadata** by providing new means of exploring and navigating the graph in the form of a **mind-map like graph** (e.g., Fig. 1, bottom), filtering out information that the user is currently not interested in or that is only required for its machine-actionability and providing multiple entry-points for exploring the graph, zooming in and out across different levels of representational granularity.

**Observation:**

*ObjectX weighs 5 kilograms, with a 95% confidence interval of 4.54 to 5.55*

**Machine-Actionable RDF Graph:****Human-Actionable Mind-Map like graph:**

**Figure 1: Comparison of a human-readable statement with its machine-actionable representation as an ABox semantic graph following the RDF syntax and with its human-actionable representation as a mind-map like graph. Top:** A human-readable statement about the observation that ObjectX weighs 5 kilograms, with a 95% confidence interval of 4.54 to 5.55. **Middle:** A representation of the same statement as a graph, using RDF and following the general pattern for measurement data from the [Ontology for Biomedical Investigations](#) (OBI) (25) of the [Open Biological and Biomedical Ontology](#) (OBO) Foundry. **Bottom:** A representation of the same statement as a mind-map like graph, reducing the complexity of the RDF graph to the information that is actually relevant to a human reader.

## Issue 2: Many developers and most domain experts do not see the benefit of graph query languages

The typical KG is either a directed labeled graph that is based on RDF/OWL and stored in a tuple store, or it is a labeled property graph stored using, for instance, Neo4j. Directly interacting with the graph to add, search for, update, or delete data and metadata requires the use of a **graph query language**. For RDF/OWL, this is, for example, [SPARQL](#), and for Neo4j, it is [Cypher](#).

Graph query languages allow detailed and very complex queries, but writing queries in SPARQL or Cypher is demanding. Someone without experience in writing such queries will have a hard time finding the data and metadata they are interested in. And many software developers are also not familiar with graph query languages and struggle with their complexity when attempting to learn

them. Thus, having to write queries with a graph query language represents an entry barrier and therefore substantially limits the human-actionability of data and metadata stored in a KG (26).

Technical solutions to mitigate this issue are required, such as openly available and reusable query patterns that link to specific graph patterns. It also would be helpful if users could specify queries in a way that they look like mind-maps, with either all nodes and edges being completely specified, resulting in a Boolean yes/no answer or with some nodes and edges containing wild cards or underspecified resources. The underlying graph patterns for these query graphs and their translation into SPARQL or Cypher queries, however, would have to be provided by the KG application.

## FAIRer Guiding Principles

### Semantic interoperability, the EOSC Interoperability Framework, and the FAIR Guiding Principles

The **EOSC interoperability framework (EOSC IF)** distinguishes four layers of interoperability (6): 1) information technology systems must work with other information technology systems in implementation or access without any restrictions or with controlled access for **technical interoperability**; 2) contextual semantics related to common semantic resources for **semantic interoperability**; 3) contextual processes related to common process resources for **organizational interoperability**; and 4) contextual licenses related to common license resources for **legal interoperability**. EOSC IF also relates to the FAIR Guiding Principles (2) of Findability, Accessibility, Interoperability, and Reusability (for the list of principles, their specifications, and their association with the different layers of EOSC IF, see Box 2 below).

According to EOSC IF (6), semantic interoperability is a requirement to enable machine-actionability between information systems, and it is achieved “*when the information transferred has, in its communicated form, all of the meaning required for the receiving system to interpret it correctly*” (p. 11). Syntactic interoperability, which is part of technical interoperability, is a prerequisite to this notion of semantic interoperability, ensuring that what is sent is what is understood.

I argue that the following aspects contribute to semantic interoperability and thus should be distinguished:

1. **Terminological interoperability** is achieved when data and metadata use the same term to refer to the same entity. If different terms are used that have the same extension, they must be mapped to each other to guarantee their terminological interoperability. SHACL shapes can constrain the range of a property to a specific ontology class and therewith enforce terminological interoperability for all subgraphs that are based on a particular shape.
2. **Schematic interoperability** is achieved when the same data schema is used for modelling the same type of statement. For example, in a KG, every weight measurement statement should use the same graph pattern to be semantically interoperable with all other weight measurements in the graph. If different graph patterns were used, the resulting statements would not be semantically interoperable anymore. Schematic interoperability is also violated when different styles of modelling are applied. For example, vaccinates (VO:0000638) as a



property versus vaccination (NCIT:C15346) as a process class. Schematic interoperability can be achieved by using tools such as SHACL shapes and by providing mappings across shapes to enable data and metadata crosswalks between them. Each shape should possess its own UPRI so that its use can be referenced as metadata of respective statements. Moreover, schematic interoperability also supports querying data effectively, as the same query pattern can be used to find all relevant data.

3. **Logical interoperability** is achieved by using the same logical framework when modelling and documenting data and metadata. Ontologies are based on logical frameworks. OWL, for instance, is based on description logics, but there are also ontologies that are described in the common logic interchange format (CLIF) which is based on first-order-logic. Using different logical frameworks limits the logical interoperability of respective ontologies, and consequently also any statements that use terms from these ontologies.
4. **Ontological interoperability** is achieved by using ontologies that share the same ontological commitment and by using ontology terms that do not contradict each other in terms of their underlying philosophical and ontological assumptions. Every ontology comes with some ontological commitment. Combining different ontologies can cause ontological interoperability issues. For example, an ontology that is based on the Basic Formal Ontology is not directly interoperable with an ontology that is based on the General Formal Ontology, due to their underlying philosophical differences, such as qualities with qualia versus trope theory to represent attributes (27). You see such ontological interoperability issues also on the domain-level of specific properties or classes. For example, not all philosophers agree that the parthood relation is antisymmetric (28) and one ontology may define viruses (covoc) as a subclass of organism (OBI:0100026) and another ontology virus (vido) as a subclass of acellular structure (IDO:0001088) and thus as an object that is not an organism.

To fully cover all four layers of EOSC IF, including the subcategories of semantic interoperability, the following sub-principles should be added to FAIR:

- **F5.1/I4.1:** terms with the same extension must be mapped to each other | *semantic (terminological) interoperability*
- **F6.1/I5.1:** the same data schema is used for the same type of statement, and the schema is referenced with its identifier in the statement's metadata | *semantic (schematic) interoperability*
- **F6.2/I5.2:** data schemata for the same type of statement must be aligned and mapped to each other | *semantic (schematic) interoperability*
- **I6.:** data and metadata specify the logical framework that has been used for their modelling (e.g., OWL and thus description logic or common logic interchange framework and thus first-order-logic) | *semantic (logical) interoperability*
- **A1.3:** the protocol is compliant with existing data protection regulations (e.g., [General Data Protection Regulation](#), GDPR) | *organizational & legal interoperability*

## Cognitive interoperability

I understand **cognitive interoperability** as a characteristic of an information technology system to communicate its information with human users in the most efficient ways, providing them with tools and functions that intuitively support them in getting an overview of the data, find the data they are

interested in, and allow them to explore other data points from a given data point in semantically meaningful and intuitive ways, thereby taking into account the general cognitive conditions of human beings—not only in terms of **how humans prefer to interact with technology (human-computer interaction)** but also in terms of **how they interact with information (human information interaction)**. In the context of KGs, the tools should make the user aware of their contents, help to understand their meaning, support communicating their contents, provide means that increase the trustworthiness of their contents, support their integration in other workflows and software tools, and make transparent what actions can be taken. Additionally, cognitive interoperability of an information technology system can also be understood as the system’s characteristic to be easily implemented and employed by developers and easily managed by operators.

Regarding knowledge representation in KGs, this not only includes obvious things such as using **language-specific labels for multiple languages** and **including synonyms** in data and metadata representations and utilizing them in searches, or considering the fact that humans can hold only 5-9 items in memory (29) when developing user interfaces (UIs). KGs quickly become large and thus complex, and their contents are therefore often hard to grasp for human readers, calling for innovative exploratory methods and tools (30,31). I believe that increasing the human explorability of FAIR KGs is important and helps to improve the general interoperability between the graph and the cognitive system of human users. This can be accomplished by reducing the complexity of the information displayed in the KG’s UI to what currently interests a user, and by providing users semantically meaningful ways to access and explore the graph. Increasing the **cognitive interoperability** of the graph in relation to a human reader adds another layer of interoperability to the four layers already identified by EOSC IF, and turns a FAIR KG into a **FAIRer KG**, i.e., a FAIR KG that can be intuitively explored by a human user.

In science and research we are often dealing with a variety of 1-dimensional (e.g., lists of labels), 2-dimensional (e.g., geospatial data), 3-dimensional (e.g., 3-D models), temporal (e.g., timelines), and multidimensional data (e.g., multi-attributes data) that can possess various inherent hierarchical structures (i.e., granularity trees) and cover different frames of reference (i.e., contexts). This diversity, modelled and organized in a network of nodes and relations in a KG, has a strong influence on the requirements posed on the UIs of FAIR KGs to support various tasks that comply to **visual information seeking mantras** such as:

1. *Overview first, zoom and filter, then details-on-demand (32):*
  - 1.1. Gain an **overview** of the contents of the entire FAIR KG,
  - 1.2. **zoom in** on resources and relationships of interest and **filter out** everything that is not of interest, and
  - 1.3. select a resource, a relationship, or groups of them and **get details about them when needed**.
2. *Search first, show context, and expand on demand (33):*
  - 2.1. Search for a **specific data point**,
  - 2.2. **show relevant contexts** given the user’s current interests
  - 2.3. so that users can **expand contexts in the directions they are interested**.
3. *Details first, show context, and overview last (34) or overview for navigation:*
  - 3.1. Start with a **specific data point**,
  - 3.2. **show relevant contexts** given the user’s current interests

- 3.3. so that users can **explore** these contexts in detail, using an **overview for navigation purposes**.

‘Overview first’ provides an intuitive guideline to the interaction requirements between the need for a broad awareness of the entire information space and all of its items (*seeing the entire collection* (32)) and the needs for seeing details, which is useful when dealing with datasets of moderate size (35). ‘Search first’, on the other hand, is optimized for large graphs, where providing a comprehensive overview for top-down analyses is often not feasible, and accounts for the needs of scientific users who are not interested in general knowledge overviews or global patterns in the data, but seek answers to specific questions about one or several specific data points (35). This data analysis strategy is similar to online map search processes, where search results provide the starting points for exploring local neighborhoods (36) and where ‘context’ is understood as some sort of localized overview. ‘Details first’ is optimized for spatial data, where the experienced user usually knows exactly where the interesting data points are and just needs support in exploring from there (34), with overviews providing navigation aids rather than information entities in their own right. I believe that regarding KGs we can learn from all three mantras to optimize the explorability of the graph by providing means to zoom in and out of a given context and data point, enabling filtering for specific information, and by providing overviews for navigating the tree and identifying contexts of potential interest.

## Extending FAIR to FAIRer

*“Because human thoughts are combinatorial (simple parts combine) and recursive (parts can be embedded within parts), breathtaking expanses of knowledge can be explored with a finite inventory of mental tools.” ((37), p.360).*

To achieve cognitive interoperability and to solve issues like those discussed above, the FAIR Guiding Principles must be extended to include the Principle of human Explorability, resulting in the **FAIRer Guiding Principles** (i.e., FAIR + human Explorability raised; see Box 2). The **Principle of human Explorability** puts a focus on human-actionability of data and metadata and is inspired by basic principles of human cognition and thought.

Following the Principle of human Explorability, data and metadata must be **structured into semantically meaningful subsets**, each represented by its own UPRI that enables its referencing and its identification. Each subset must be classified as an instance of a semantically defined class that is documented in a corresponding ontology or controlled vocabulary. Subsets can be **(recursively) combined** and **encapsulate complexity into manageable units**, resulting in a significant increase in the human-explorability of data and metadata, in the flexibility of the management of knowledge, as well as in the overall expressivity of information technology systems. In KGs, this can be achieved by structuring the graph into separate but semantically meaningful subgraphs that can be combined recursively to form larger subgraphs.

Considering human communication<sup>1</sup>, the smallest such type of data and metadata subset is the smallest semantically meaningful unit of information, i.e., a proposition. Propositions are communicated by persons in the form of statements, relating proper names and kind terms to each

---

<sup>1</sup> When communicating conceptual content (i.e., text), that is. Here, I do not consider the communication of perception-based non-conceptual content as it is done when using media such as images, diagrams, audios, and videos.

other. In RDF, statements are modelled as triples (whereas proper names, kind terms, and relations are modelled as instances, classes, and predicates and thus as resources). However, since natural language statements include a subject and often more than one object and are thus based on **n-ary relations**, they cannot always be modelled with a single triple. Consequently, RDF triples often map to natural language statements in a many-to-one instead of a one-to-one relation. In this context and regarding cognitive interoperability, it is important to understand human-actionable statements to represent the main units of communication and optimize UIs with that in mind. Every datum in a dataset actually represents a statement—either explicitly or implicitly through its contextualization (e.g., as a list of measurements in a column of a table that is interpreted as weight measurements with kg as their unit). By organizing triples belonging to the same statement in the same subgraph, a KG can be organized into a set of subgraphs each of which maps to a particular statement.

The fine-grained statement subsets can then be combined to form coarser grained subsets that organize statements into semantically meaningful collections of statements, resulting in the organization of an information technology system into nested subsets of data and metadata that represent **different levels of representational granularity**. Additional types of subsets can be identified based on differences in the **contextuality (i.e., frame of reference)** or based on **hierarchies (i.e., granularity trees)** inherent in the data and metadata (e.g., taxonomies and partonomies).

To provide machine-actionable and at the same time also human-actionable data and metadata, the **human-readable display of data and metadata must be decoupled from their machine-actionable storage**, and their organization must provide a framework that supports the development of new ways for exploring data and metadata, including **mind-map like graphical** in addition to **form-based textual** UIs, where the complexity of data and metadata is reduced to what is relevant to a human reader, ignoring data and metadata that are only relevant to machines. Mind-map-like displays of data and metadata in addition to form-based displays increase their human-actionability, as they provide visual representations of complex interrelationships between various entities that are easier to comprehend than from their form-based textual representations (just think of trying to understand a figure of a family tree as opposed to the explanations of some family member of the family-internal relationships). Ideally, the UI integrates graphical and form-based textual displays and allows interactions across them.

The framework and any associated UI must also support **making statements about statements** intuitively, as well as using form-based or mind-map like interfaces for **specifying query graphs without having to know query languages**. For the list of principles of FAIRer and their specifications, see Box 2.

**Box 2 | The FAIRer Guiding Principles and their association with layers of the EOSC Interoperability Framework. They include the FAIR Guiding Principles (2) (in regular text) and additions to them (in bold text)**

**To be Findable:**

- F1. (meta)data are assigned a globally unique and persistent identifier | *technical interoperability*
- F2. data are described with rich metadata (defined by R1 below) | *semantic interoperability*
- F3. metadata clearly and explicitly include the identifier of the data it describes | *semantic interoperability*
- F4. (meta)data are registered or indexed in a searchable resource | *technical interoperability*
  - F5.1 terms with the same extension must be mapped to each other | *semantic (terminological) interoperability***
  - F5.2 terms ideally include multilingual labels and specify all relevant synonyms | *semantic (terminological) interoperability***
  - F6.1 the same data schema is used for the same type of statement, and the schema is referenced with its identifier in the statement's metadata | *semantic (schematic) interoperability***
  - F6.2 data schemata for the same type of statement must be aligned and mapped to each other | *semantic***

<b>(schematic) interoperability</b>	
<b>To be Accessible:</b>	
A1.	(meta)data are retrievable by their identifier using a standardized communications protocol   <i>technical interoperability</i>
A1.1	the protocol is open, free, and universally implementable   <i>technical &amp; legal interoperability</i>
A1.2	the protocol allows for an authentication and authorization procedure, where necessary   <i>technical interoperability</i>
A1.3	<b>the protocol is compliant with existing data protection regulations (e.g., <a href="#">General Data Protection Regulation</a>, GDPR)   <i>organizational &amp; legal interoperability</i></b>
A2.	metadata are accessible, even when the data are no longer available   <i>technical &amp; organizational interoperability</i>
<b>To be Interoperable:</b>	
I1.	(meta)data use a formal, accessible, shared, and broadly applicable language for knowledge representation   <i>semantic interoperability</i>
I2.	(meta)data use vocabularies that follow FAIR principles   <i>semantic &amp; technical interoperability</i>
I3.	(meta)data include qualified references to other (meta)data   <i>semantic interoperability</i>
I4.1	see F5.1
I4.2	see F5.2
I5.1	see F6.1
I5.2	see F6.2
I6.	<b>(meta)data specify the logical framework that has been used for their modelling (e.g., OWL and thus description logic or common logic interchange framework and thus first-order-logic)   <i>semantic (logical) interoperability</i></b>
<b>To be Reusable:</b>	
R1.	(meta)data are richly described with a plurality of accurate and relevant attributes   <i>semantic interoperability</i>
R1.1	(meta)data are released with a clear and accessible data usage license   <i>legal interoperability</i>
R1.2	(meta)data are associated with detailed provenance   <i>semantic interoperability</i>
R1.3	(meta)data meet domain-relevant community standards   <i>semantic &amp; organizational interoperability</i>
<b>To be Explorable:</b>	
E1.	<b>(meta)data are structured into semantically meaningful subsets, each represented by its own globally unique and persistent identifier that enables its referencing and its identification and that instantiates a semantically defined corresponding class   <i>cognitive interoperability</i></b>
E1.1	each binary and n-ary proposition contained in the (meta)data is structured into its own statement subset   <i>cognitive interoperability</i>
E1.2	each granularity tree contained in the (meta)data is structured into its own granularity tree subset   <i>cognitive interoperability</i>
E1.3	each frame of reference contained in the (meta)data is structured into its own context subset   <i>cognitive interoperability</i>
E2.	<b>(meta)data subsets can be (recursively) combined and encapsulate complexity to manageable units   <i>cognitive interoperability</i></b>
E2.1	some subsets are organized into different levels of representational granularity   <i>cognitive interoperability</i>
E3.	<b>human-readable display of (meta)data is decoupled from machine-actionable (meta)data storage, reducing the complexity of the displayed (meta)data to what is relevant to a human reader   <i>cognitive interoperability</i></b>
E3.1	a user interface provides a form-based textual and a mind-map like graphical option for accessing and exploring (meta)data   <i>cognitive interoperability</i>
E3.2	a user interface enables zooming in and out of (meta)data, leveraging different levels of representational granularity, granularity trees, and frames of reference, with statement subsets having the actual statement as their label   <i>cognitive interoperability</i>
E3.3	a user interface supports making statements about statements
E3.4	a user interface enables querying the (meta)data without knowledge of (graph) query languages

## Semantic units

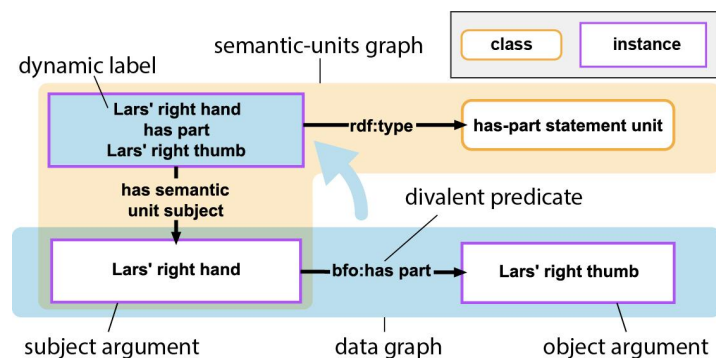
The cognitive interoperability of a FAIR KG can be substantially increased, elevating it to the level of a FAIRer KG and providing also a framework for developing solutions to the two issues discussed above,

by structuring it **into identifiable sets of triples, i.e., subgraphs representing units of representation (short: semantic units) that are semantically meaningful to a human reader** (38) [E1.]. Each semantic unit is represented in the KG with its own UPRI [E1.] that identifies the semantic unit as a resource and at the same time its associated subgraph, i.e., the semantic unit's data graph (Fig. 2). Referring to a semantic unit is thus equivalent to referring to the contents of its data graph. Semantic units can be accessed, searched, and reused as identifiable and reusable data items in their own right, forming units of representation that can be implemented as FAIR Digital Objects and as nanopublications (38–41) using RDF/OWL-based graphs or using labelled property graphs.

Each semantic unit instantiates a corresponding semantic unit class [E1.]. The class includes a human-readable description of the type of information that its instances and their associated data graphs cover. Semantic units thus introduce a new type of representational entity (38), in addition to instances, classes, and relations (i.e., RDF predicates), thereby **significantly increasing the overall expressivity of a KG**.

When structuring a KG into semantic units, two different graph layers can be distinguished. The **data graph layer** contains all the triples that would also belong to the KG without using semantic units. Merging the data graphs of all semantic units of a KG results in the data graph layer of the KG. The **semantic-units graph layer** is added to a KG when organizing it into semantic units. It comprises all the triples added to the graph due to organizing and structuring it into semantic units (Fig. 2).

**Figure 2: Example of a statement unit.** Example of a semantic unit that models a statement based on a has-part-of relation between two instances. The data graph expressing the statement is shown in the blue box at the bottom, with 'Lars' right hand' being the subject argument and 'Lars' right thumb' the object argument of the statement. The semantic-units graph is shown in the peach-colored box and contains the triples representing the semantic unit. It specifies that the resource representing the statement unit (blue box with border, here shown with its dynamic label), which represents the statement in the data graph (indicated by the blue arrow), is an instance of *\*has-part-of statement unit\** and that 'Lars' right hand' is the subject of this semantic unit. The UPRI of *\*has-part-of statement unit\** is also the UPRI of the semantic unit's data graph (the subgraph in the blue box without border).



In brief, one could say that semantic units add an organizational framework to a FAIR KG by structuring its data graph into several layers of partially overlapping, partially enclosed subgraphs, each of which constitutes the data graph of a particular semantic unit that, in turn, is represented in the semantic-units graph layer of the KG by its own node. A semantic unit is thus a resource representing a higher level of abstraction than the low-level abstraction of individual triples.

Different basic categories of semantic units can be distinguished (38): statement units, compound units, and question units.

## Statement units

A statement unit represents the **smallest, independent proposition that is semantically meaningful for a human reader** (38) [E1.1]. Statement units **mathematically partition** the data graph layer of a

KG so that each of its triples belongs to the data graph of exactly one statement unit. With adding statement unit resources to a KG, another and coarser-grained level of **representational granularity** is added to its semantic-units graph layer and on top of its data graph layer and thus on top of the fine-grained level of individual triples [E2.1].

Propositions are communicated via statements. According to the **predicate-argument-structure** from linguistics, the main verb of a statement, together with its auxiliaries, represents the statement's predicate. A predicate has a **valence** that determines the number and types of **arguments** it requires to complete its meaning. **Adjuncts** can additionally relate to the predicate, but they are not necessary for completing the predicate's meaning. Adjuncts provide optional information, such as a time specification in a has-part statement. Therefore, each statement possesses a subject phrase as one of its arguments, and may possess one or more object phrases as further arguments and as additional adjuncts.

So, we can say that each statement unit documents a particular proposition by relating a resource that is the subject argument of the predicate of the proposition to some literal or to some other resource, which is the object argument or adjunct of the predicate. The subject argument of a statement unit we call **subject** (see Fig. 2) and the object argument(s) and object adjunct(s) its **required and optional object(s)**, respectively. Every statement unit has one such subject and one or more objects.

By introducing some-instance and every-instance resources as new types of representational entities in addition to named individuals (i.e., instances), classes, relations (i.e., RDF predicates), and semantic units,

1. assertional, contingent (including prototypical), and universal statement units can be distinguished by their subject resource: named individuals are the subjects of assertional statements, some-instance resource of contingent (prototypical) statements, and every-instance resources of universal statements;
2. universal statements (i.e., class axioms) can be represented without having to use blank nodes because they can be modelled and documented directly in a KG and thus become part of the domain of discourse of the KG; and
3. negation and cardinality restrictions can be expressed as instance graphs (i.e., ABox) without the need to include any blank nodes and with a substantially simplified representation when compared to OWL axiomatic expressions, especially when using dynamic labels or mind-map patterns (see Fig. 3). This substantially increases the overall expressivity of a KG.

Independent of classifying statement units by subject resource into assertional, contingent (prototypical), and universal statement units, statement units can be additionally distinguished based on the type of predicate they model (e.g., *has-first-name*, *has-part*, *derives-from*, *has-value*, *gives-to*, *travels-by-from-to-on-the*). The predicate of a statement, thereby, is not necessarily binary, but in many cases **n-ary** [E1.1] and thus cannot be modelled with a single triple (e.g., *subject gives object A to object B*; *subject travels by object A from object B to object C on the object D*). A specific type of statement can be defined as a statement unit class in reference to the n-ary property that models its underlying relation, resulting in a taxonomy of different statement unit classes.

By assigning to each statement unit class a specific graph model that specifies how statement units of that type must be modelled, for instance in the form of a SHACL shape specification (42) that ideally possesses its own identifier and includes constraints for its slots, semantic units also support **schematic interoperability** [F6.1;I5.1]. By including a specification of the logical framework that has

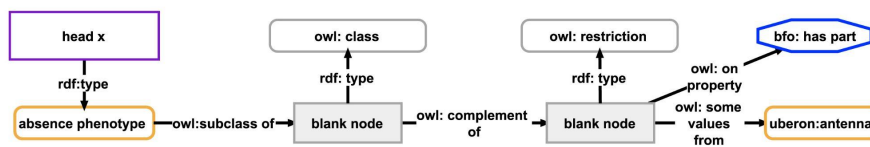


been applied (e.g., Description Logic or first-order-logic), **logical interoperability** can be achieved for all statement units that are based on the same logical framework [I6.]. Ontological interoperability, however, can only be partly supported by semantic units. SHACL shape constraints can specify which ontology terms can be used for which slot in the graph pattern, and such constraint specifications can be restricted to ontologically interoperable ontologies and thus ontologies that share the same ontological commitment. Ontological interoperability on the level of specific axioms, properties, and classes, however, can only be decided by respective domain experts on a case-by-case basis.

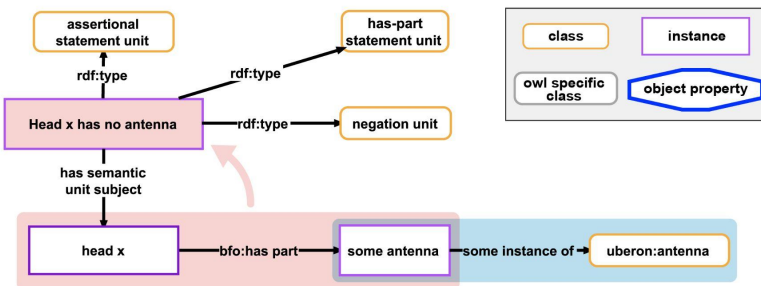
#### A) Observation

*This head has no antenna* (negated parthood assertion)

#### B) Conventional OWL model



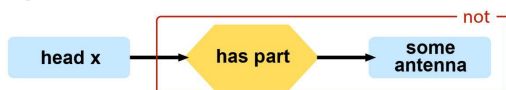
#### C) Assertional statement units model



#### D) Negation represented with dynamic label

Head x has no antenna

#### E) Negation represented with mind-map pattern



the red box without borders). It is therefore an instance of *\*has-part statement unit\** as well as *\*assertional statement unit\** and *\*negation unit\**. The other semantic unit is an instance of *\*some-instance identification unit\** and relates 'some antenna' to *antenna* (UBERON:0000972) via the property *\*some instance of\**. Its data graph is shown in the blue box. Together, they model the observation from A). **D)** The same statement as in C) and E), but represented using the human-actionable dynamic label of the assertional statement unit. **E)** The same statement as in C) and D), but represented using the human-actionable mind-map pattern of the assertional statement unit. *For reason of clarity of representation, the relation between 'head x' and head (UBERON:0000033) is not shown in B) and C).*

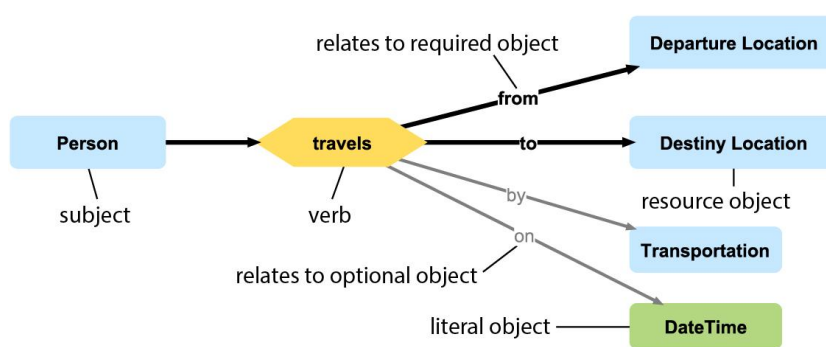
Based on defined slots in a SHACL shape, one can map for instance labels of specific resources to strings with corresponding variables to create **dynamic labels** for representing semantic units in visualizations of the KG in a UI [E3.1;E3.2]. A dynamic label is generated by parsing the label from the subject resource and the labels from the various object resources and object literals of a given statement unit instance, and by creating from them a human-readable statement following a pre-defined template. For example, the template 'PERSON\_subject travels by TRANSPORTATION\_objectA from DEPARTURE\_LOCATION\_objectB to DESTINATION\_LOCATION\_objectC

**Figure 3: Relation between an absence observation, its OWL-based modelling, its semantic units based modelling, and two alternative ways to represent the statement in a human-actionable way in the user interface. A)** A human-readable statement about the observation that a given head has no antenna. **B)** The translation of the assertion from A) into an OWL expression mapped to RDF. Note how *\*absence phenotype\** is defined as a set of relations of subclass and complement restrictions involving two blank nodes. **C)** The same statement can be modelled using two semantic units. One of them is modelling the has-part relation and negates it (red box with borders and its dynamic label, with its data graph in



on the *DATETIME\_objectD* with the input ‘Carla | train | Paris | Berlin | 29th of June’ would return the dynamic label ‘Carla travels by train from Paris to Berlin on the 29th of June 2022’.

In the same way, **dynamic mind-map patterns** can be specified for the graphical representation of statement units in the UI of a KG [E3.1]. Like dynamic labels, dynamic mind-map patterns parse the labels from the subject resource and the object resources and literals of their statement units and create mind-map like graphical representations of the statements (Fig. 4). As such, representations do not necessarily have to follow the RDF syntax of *Subject-Predicate-Object* and n-ary relations can be represented directly in the graph and do not have to be translated into sets of binary triple statements. Moreover, since dynamic mind-map patterns serve to increase the human-actionability of statement units, they do not have to show all information in the data graph of a statement unit, but can restrict themselves to only what is actually relevant to a human reader [E3.]. They can ignore all information that is additionally necessary for achieving the machine-actionability of the statement unit.



**Figure 4: Dynamic mind-map pattern.** The graphical display template provides a mind-map-like representation of its contents that can be used to provide users with a graphical representation of the interrelationships between various entities, thereby filtering out additional information that a machine might require but not a human reader. The subject and all required objects provide the

arguments of the statement, whereas the optional objects its adjuncts.

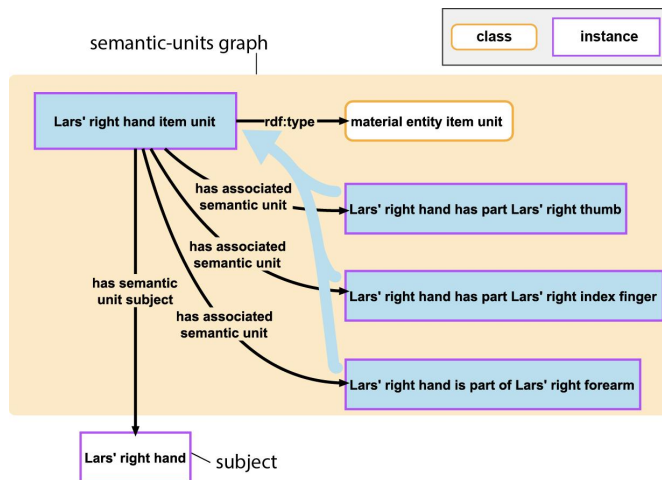
By consistently separating machine-actionable storage from human-actionable display of data and metadata in a FAIR KG, their cognitive interoperability is significantly increased by dynamic labels and mind-map patterns allowing the exploration of the contents of a FAIR KG at the level of human-readable statements, where a statement that may be modelled in RDF with more than 20 triples could be represented in a single statement unit with a human-readable dynamic label or a less complex mind-map pattern (see, e.g., Fig. 1), therewith reducing the complexity of the graph by filtering out information that is only relevant to machines and of no interest to a human reader (see *Issue 1*). This also supports the development of UIs that understand propositions (i.e., statements) as the main units of communication.

## Compound units

A compound unit is a semantic unit that organizes statement units and other compound units of a given FAIR KG into larger but still **semantically meaningful** data graphs (Fig. 5) [E1.;E2.]. Technically, a compound unit is thus a container of semantic units. Merging the data graphs of its associated semantic units constitutes the data graph of the compound unit. Analog to statement units, each compound unit is a semantic unit that is represented in the graph by its own node, possesses its own UPRI, and instantiates a corresponding compound unit ontology class [E1.]. Several subcategories of compound units can be distinguished:

An **item unit** is a compound unit that associates all statement units of a FAIR KG that share the same subject resource, which is then also the subject resource of the item unit [E2.;E3.2]. For

example, all statement units with a resource representing a particular user in their subject position would be associated to a profile item unit of that user, including statement units about the username, their email address, homepage, etc. Item units represent semantic units at the next coarser level of representational granularity, above the level of statement units. Information contained in an item unit is well suited to be presented on a dedicated page in the UI of a KG or as a knowledge panel, since it includes all statements made with the respective resource in the subject position. Item units could also be represented in visualizations of a FAIR KG using **dynamic labels** consisting of the label of their subject resource with some string added that is specific to the corresponding item unit class (e.g., *username's profile page*) [E3.1;E3.2].



**Figure 5: Example of a compound unit** that comprises several statement units. Compound units possess only indirectly a data graph, through merging the data graphs of their associated statement units. The compound unit resource (here, *\*Lars' right hand item unit\**), however, stands for this merged data graphs (indicated by the blue arrow). Compound units possess a semantic-units graph (shown in the peach-colored box), which documents the semantic units that are associated with it.

An **item group unit** is a compound unit that comprises at least two item units that are semantically related to each other via at least one statement unit that shares its subject as the subject of one item unit and one of its objects as the subject of another item unit [E2.;E3.2]. We refer to statement units that link an item unit to another semantic unit in this way as **item links**. All item units that are linked to each other via chains of such item links form an item group unit. The information of an item group unit is well suited to be presented as a collection of interlinked UI pages, with each page showing the contents of an item unit. For instance, when describing the parts of a material entity or the mixing steps of a recipe, we can describe each part or step in a corresponding item unit that is presented in the UI as a separate page, with one of its statement units linking to the item unit that describes one of its parts or sub-steps respectively, resulting in a chain or tree of interlinked pages that can be browsed and explored by a user. Because item units can be linked to each other in both directions, however, one cannot unambiguously identify a specific resource as the subject of an item group unit.

A **granularity tree unit** is a compound unit that comprises two or more statement units that in combination represent a granularity tree (43–45) [E1.2;E3.2]. Any type of statement unit that is based on a **partial order relation** such as parthood, class-subclass subsumption, or derives-from, can give rise to a corresponding granularity perspective (46–48), of which a particular granularity tree is an instance. The statement units associated with a granularity tree unit are linked to each other following a tree-hierarchy, where the object of one statement unit is the subject of another. Due to the resulting nested structure and its implicit directionality from root to leaves, one can specify the subject of a granularity tree unit to be the subject of the statement units that share their objects with the subjects, but not their subject with the objects of other statement units associated with the same granularity tree unit. An example of a granularity tree is the partonomy of the assembly parts of a car

or that of the anatomical parts of a multicellular organism, but also the taxonomy of class terms in an ontology.

A **granular item group unit** is a compound unit that takes a granularity tree unit and includes for each resource in the tree the corresponding item unit [E2.;E3.2]. In other words, it comprises all item units whose subject resources are part of the same granularity tree unit.

A **context unit** is a compound unit that includes all semantic units for which merging their data graphs forms a connected graph, with every resource and triple being connected to every other resource via a series of triples that also belong to the data graph of the context unit, except for triples that have *isAbout* (IAO:0000136) as their property and which thus belong to an **is-about statement unit**. Is-about statement units relate an information artifact to an entity that the artifact contains information about. They are thus indices, pointing at where in the graph changes of **reference frames** occur [E1.3; E3.2].

A **dataset unit** is a compound unit that is defined as an ordered collection of particular semantic units [E2.;E3.2]. The UPRI of a dataset unit can be used to identify and reference any arbitrary collection of semantic units that is not covered by the other semantic unit categories. For instance, for referencing any dataset that has been imported to a KG or for referring to all semantic units contributed by a specific institute.

## Question units

A question unit takes one or more existing semantic unit classes as its **source**, creates instances of them, “rephrases” them, and connects them to be a question that can be documented as a connected subgraph in the KG, similar to any other semantic unit. This results in searches becoming objects in the KG, an approach that is comparable to (49,50). Based on the SHACL shape specification of the statement unit classes involved, a query-builder can derive corresponding graph queries that could be answered by the KG. If the “rephrasing” leaves none of the subject and object positions of the source’s graph pattern unspecified or underspecified, the question assumes a Boolean true/false answer. However, by introducing a dedicated ?-resource that functions as a wild-card in the data graph of any question unit, this ?-resource can be used in any subject and/or object position, resulting in a query that will return subgraphs as an answer. The same applies when using underspecified resources as subject and/or object resources, such as when using the subject resource *‘material entity’* (BFO:0000040) instead of for instance *‘oak tree’* (FOODON:03411715) in a question unit.

In other words, if we understand a statement unit as a string with variables (e.g., *Carla travels by train from Paris to Berlin on the 29th of June 2022*) that is modeled in the KG using a specific SHACL shape as an n-ary property, we can use this same string for asking the KG about respective statements, either as a yes/no question (Did *Carla* travel by *train* from *Paris* to *Berlin* on the *29th of June 2022*?) or by replacing one of the variables with the ?-resource as a question that assumes a list of single resources as the answer (Did ? travel by *train* from *Paris* to *Berlin* on the *29th of June 2022*?) or by replacing more variables and assuming a list of statements as the answer (Did ? travel by ? from *Paris* to *Berlin* on the ? ?).

Question units require a query-builder that automatically translates question units into graph queries in reference to the SHACL shape specifications of the corresponding statement unit classes. Question units together with corresponding UIs and with a query-builder would not only provide an intuitively usable framework for specifying SPARQL or Cypher queries without having to know graph

query languages (see *Issue 2*) [E3.4], but it could also support ontology development by documenting specific competency questions (51) in the form of such question units.

## Making statements about statements

The modular and nested organization of semantic units supports making **statements about statements** [E3.3]. Because each semantic unit is represented in a FAIR KG with its own UPRI, it is straightforward to make statements about them. Such a statement could be for instance about the contents of a particular semantic unit, such as specifying its certainty level (i.e., a level of confidence), by relating its UPRI to a specific certainty expression. This information can be used in the context of identifying citation distortions, in which a mere possible claim becomes a well-established fact through a chain of citations (52,53). The provenance information of a statement needs to be associated with the statement, which represents making statements about statements. This may include metadata about the procedures taken for the generation of the statement, such as experimental settings underlying a particular measurement. The specification of data protection regulations [A1.3] based on, e.g., [GDPR](#), or the specification of the logical framework used for modelling the data [I6.] are further examples for statements about statements. So is relating two semantic units to one another, such as specifying that the empirical observation expressed in one semantic unit contradicts the causal hypothesis expressed in another semantic unit. Many more such examples can be thought of.

Because semantic units can be organized as FAIR Digital Objects (38), one can also make statements across different databases and KGs. If you have empirical data and run a specific statistical analysis over it, the result could be documented in a statistics KG, organized as a set of individual statement and compound units that are associated with a particular item group unit for the respective analysis. In a next step, when writing a publication, you can refer to a specific p-value as the outcome of the statistical analysis by referencing the UPRI of the corresponding statement unit or item unit from the statistics KG.

Statements about statements can also be used in other ways, providing an additional communication layer for FAIR KGs. By introducing a new category of types of statements that are not directly related to the contents of a publication but can be used by users to express their own points of view, users of a FAIR scholarly KG could for instance contribute another layer of information to the graph—a layer that uses the graph as a means to communicate about publications, where users can relate their own opinions to specific semantic units in a structured and machine-actionable format. One way in which this additional layer can be used is the example above of measurements and hypotheses, where users can relate statements across different publications. Another use is commenting on specific semantic units, such as mentioning that a citation is wrong, that the wrong statistical method has been applied, that a user thinks that a specific conclusion is logically inconsistent, that a user negates a specific statement, or that a particular publication represents a milestone in a certain research field, to name a few. This would make a FAIR scholarly KG a communication platform that goes far beyond semantically documenting the contents of scholarly publications.

Making statements about statements can also be used to provide detailed metadata for a given semantic unit. Metadata can be documented as a semantic unit in its own right, and the combination of semantic units that contain data and those that contain the corresponding metadata can be combined to another semantic unit that groups them into one referencable resource.

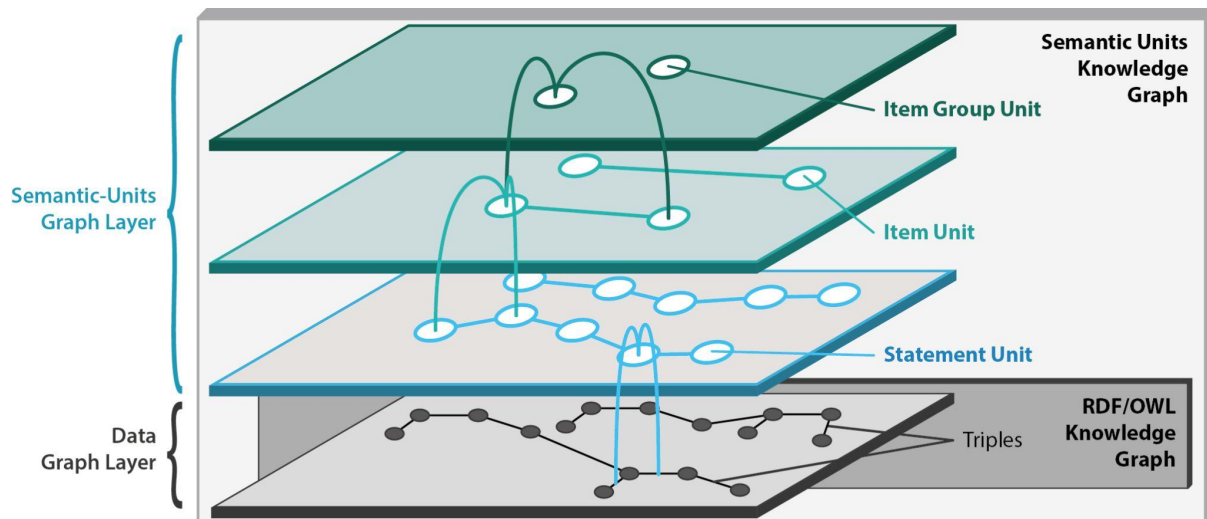
By structuring a FAIR KG into identifiable and semantically meaningful units, UIs can be developed that provide an intuitively usable framework for making statements about statements [E3.3]. The development of such UIs and their accompanying tools and services thereby benefits from semantic units being implemented following a clear and straightforward schema and structure.

## How semantic units make FAIR knowledge graphs FAIRer

### Semantic units structure a knowledge graph into different levels of granularity, granularity perspectives, and frames of reference

By organizing the data graph of a FAIR KG into semantic units, a semantic-units graph layer is added to the KG that organizes its data graph into five levels of representational granularity, from the level of individual triples, to the level of statement units, item units, item group units, and the level of the KG as a whole (Fig. 6) [E2.1;E3.2]. **Representational granularity organizes the semantic-units graph layer and thus the discursive layer of a KG into different levels of representational granularity**, and with that, indirectly, also the KG's data graph layer (38).

Triples represent the lowest and thus finest-grained level of information possible in a KG, with semantic units constituting coarser-grained levels of abstraction and thus coarser levels of representational granularity. Triples are organized into statement units that can be visualized in a **mind-map** like way using dynamic mind-map patterns. Statement units represent the smallest propositional units that are semantically meaningful for a human reader. The statement units, in turn, are organized into item units that can also be visualized in a mind-map like way and whose information can also be represented as text in a UI page that depicts all associated statement units with their respective dynamic labels. Item units are organized into item group units that can be represented as collections of semantically interrelated UI pages. All this additional structure substantially increases the human-actionability of a FAIRer KG.



**Figure 6: Five levels of representational granularity.** The introduction of semantic units to a knowledge graph adds a semantic-units graph layer to its data graph layer, which adds a level of statement units, a level of item units, and a level of item group units to the level of triples and the level of the graph as a whole, resulting in five levels of representational granularity

Additionally and somewhat orthogonally to these five levels of representational granularity, a FAIRer KG is further structured into granular item group units by utilizing granularity tree units present in the graph. **Granularity trees organize the data graph layer and thus the ontological layer of a KG into different granularity perspectives, each with its own levels of granularity.** Finally, with context units, different **frames of reference** are distinguished across the ontological and discursive layer.

Organizing data into various kinds of semantic units and thus semantically meaningfully subgraphs that can be digested by a human reader as semantically related larger chunks of data is an effective way of presenting data in the UI. With the granular organization of a KG into different types of semantic units, some of which belong to different levels of representational granularity, others to different granularity trees and different frames of reference, and by structuring the KG into these partially overlapping, partially enclosed subgraphs, the overall management, access, explorability, and graph navigation of the graph's data and metadata can be improved substantially and thus their overall semantic and cognitive interoperability.

Organizing the data graph of a KG into semantic units provides the structure required for developing advanced graphical UIs with novel information-exploration tools that enable users to access data and metadata in new ways and to rapidly explore them in a user-controlled fashion, with visual representations of data and metadata, thus supporting the *'Overview first'*, *'Search first'*, and *'Details first'* **visual information seeking strategies** mentioned above. These graphical UIs must function as a magic lens for finding, sorting, filtering, and presenting relevant information, leveraging the organization of data and metadata provided by FAIRer KGs: In FAIRer KGs, users can gain an **overview** of the KG's contents by exploring the graph at the level of item group units, with the possibility to **zoom in** on finer levels of representational granularity, granularity trees, or contexts [E3.2], thereby **filtering out** data and metadata they are currently not interested in and rapidly **getting details-on-demand** in a user-controlled way. Granularity tree units with their intrinsic hierarchical organization structure the data graph of a FAIRer KG into different levels of granularity that, together with the representational granularity of statement, item, and item group units, provide

**overviews for navigation purposes** and possibilities for **identifying contexts of interest to expand upon in directions a user is interested** (see also next chapter for UI tool examples).

## Semantic units provide additional data access and data exploration points

The task for users of FAIR KGs is often to find the needle in the haystack, and data structures and UIs must support this task—especially when dealing with large and complex KGs. In this context, two main tasks, based on a difference in user-motivations for accessing data and metadata in a FAIR KG, must be distinguished (54):

1. **known-item search**: the user has the goal to find a narrow set of resources or relations in the KG that satisfy a well-understood information need;
2. **browse**: the user wants to develop a general understanding of the contents of the KG or wants to find unexpected patterns within it.

In both cases, users often want to continue from their initial access point with exploring the KG in semantically meaningful ways using general overviews and indications of relevant contexts for efficient navigation. As the amount of data increases, both accessing and exploring a KG becomes increasingly difficult.

As already mentioned, each semantic unit is represented in the semantic-units graph of a FAIRer KG by its own UPRI and instantiates a corresponding ontology class. The set of all semantic unit ontology classes forms a taxonomy, i.e., a tree-like nested hierarchy of semantic unit classes, with more specialized classes relating to their more general parent classes through subclass relationships, such as *\*measurement statement unit\** being the parent class of *\*metric measurement statement unit\**. This results in an **ontology of different types of semantic units** that provides a basic classification for the different contents of a FAIRer KG, with each individual semantic unit instantiating at least one corresponding semantic unit class. Additionally, the relation of each semantic unit to its subject resource as well as the relations to its associated semantic units in the case of compound units, provide further information for differentiating among the instances of a given semantic unit ontology class.

Organizing a FAIR KG through semantic units thus provides an additional layer of semantic structure and additional data-access and data-exploration points. Moreover, semantic units also provide a summary of the contents of the FAIRer KG at different degrees of generalization and abstraction that can be used for **profiling a FAIRer KG** and for gaining a general **overview** of its content and for **showing relevant contexts**, indicating semantically meaningful possibilities to further explore the graph from a given data point. Whereas, to support users in gaining a general overview, conventional KGs can provide a **word cloud** of the labels of the resources and relations they use, with the font size indicating the number of usages (55), FAIRer KGs can extend this cloud to include also labels of semantic unit classes, which can also be sorted by basic categories (i.e., statements, items, item groups, granularity trees, etc.). Alternatively, an overview can be provided by displaying a network of the main classes connected via the most frequent relations connecting them as labelled edges (55). FAIRer KGs can facilitate this representation by utilizing the dynamic mind-map patterns of their statement units, and thereby reducing the complexity of the network to what is relevant to human readers. Moreover, by enriching the taxonomy of different types of semantic units with general statistics of number of instances and by enriching the taxonomy of terms with number of

instances and number of mentionings in statement, item, item group, granularity tree, and context units, coupled with the possibility to chose between different time intervals of their creation or last-updated date (e.g., within last week, last month, last year, last decade), hot-spots can be identified within a FAIRer KG at various levels of granularity, providing another possibility for a user to gain overview.

By specifying for each statement unit class a human-readable description about the type of information its instances and their associated data graphs cover, users are also assisted in **exploring (i.e., zooming in, filtering out, and details-on-demand)** a FAIRer KG and in identifying the particular types of semantic units that interest them. Like with any other resource, the description of a type of semantic unit can then also be shown as tooltip text in a UI whenever the respective class or one of its instances is displayed.

The following data access and exploration points can be distinguished in FAIRer KGs.

### Exploring by ontology class

FAIRer KGs that organize class-terms into a taxonomy can make this taxonomy browsable for their users. By selecting a term, users can trigger a predefined Cypher or SPARQL query that identifies all instances of this term in the graph. Users can access the corresponding data to have a detailed look at them, or create a dataset from them and export it for subsequent analyses. The same applies to the relations.

Whereas this is nothing new, and most KGs have implemented such an access point, through the organization of a FAIRer KG into different semantic units and structuring the graph into different layers of representational granularity, users can choose at which level of representational granularity they want to access the data—e.g., *show me the statement units, item units, or item group units that mention instances of the searched term*. Search results can also indicate which granularity tree units or context units contain the searched resources in their respective data graphs and provide these as access points. In other words, semantic units enable **zooming in, filtering out, and detail-on-demand** in a more structured and semantically meaningful way than conventional KGs do.

When implementing a **dynamic faceted search** approach, search results can be filtered using facets: Depending on the search result, a list of relevant semantic unit classes and types of subject and object resources and value ranges, and in case of compound units also a list of their associated statement unit classes can be provided as facets that a user can select to further narrow down the search result.

Moreover, as already mentioned above, by enriching the taxonomy with statistics about the number of instances of each class in the FAIRer KG and their mentionings in statement, item, item group, granularity tree, context, and dataset units, the taxonomy could also provide a good **overview** of the contents in the KG.

### Exploring by semantic unit class

Because each semantic unit instantiates a corresponding semantic unit class, users can access data in a FAIRer KG by browsing the list of different semantic unit classes, which can be further differentiated based on the subject and object resources and value ranges and, in the case of compound units, the types of associated semantic units of each instance. Users can refer to the human-readable description of the type of information that a specific semantic unit class covers, and that way identify the types of semantic units they are interested in. Predefined Cypher and SPARQL queries then identify the instances of respective semantic unit classes, and users can access the information at the



level of representation, granularity perspective, and frames of reference they are interested in and filter it using dynamic facets.

Moreover, semantic unit types and their association with levels of representational granularity, with specific granularity perspectives, or with different frames of reference, can be utilized like **filters** that can be turned on and off, reducing the complexity of a FAIRer KG by hiding or highlighting information belonging to them.

Different types of semantic units can also be used in combination for accessing the data in a FAIRer KG. Users can, for instance, also search for all instances of a specific type of statement unit that are part of item units that have a specific type of subject resource—e.g., all weight measurement statement units in phenotype description item group units. Users can start with searching for instances of a specific ontology class, and after having selected a particular instance, the FAIRer KG application can indicate which granularity trees or which frames of reference this resource is part of. A simple click can start a predefined Cypher or SPARQL query, and the data graph of a particular granularity tree or frame of reference can be shown in the UI.

Implementing the concept of semantic units in FAIR KGs will thus contribute to a solution to both the issue of overly complex machine-actionable graphs (*Issue 1*) and the issue that many users and even software developers do not know query languages and do not want to learn them (*Issue 2*).

### Externally, through UPRI

Because each resource in a FAIRer KG, including instances, classes, and semantic units, possesses its own UPRI, users can use these UPRIs for unambiguously referring to these resources outside the FAIRer KG. By providing a corresponding API, external applications can access the resources through their UPRI. Because semantic units can be implemented as FAIR Digital Objects, they can even provide accompanying provenance data and contextual metadata that can be used for integrating the data with other data.

### As a table

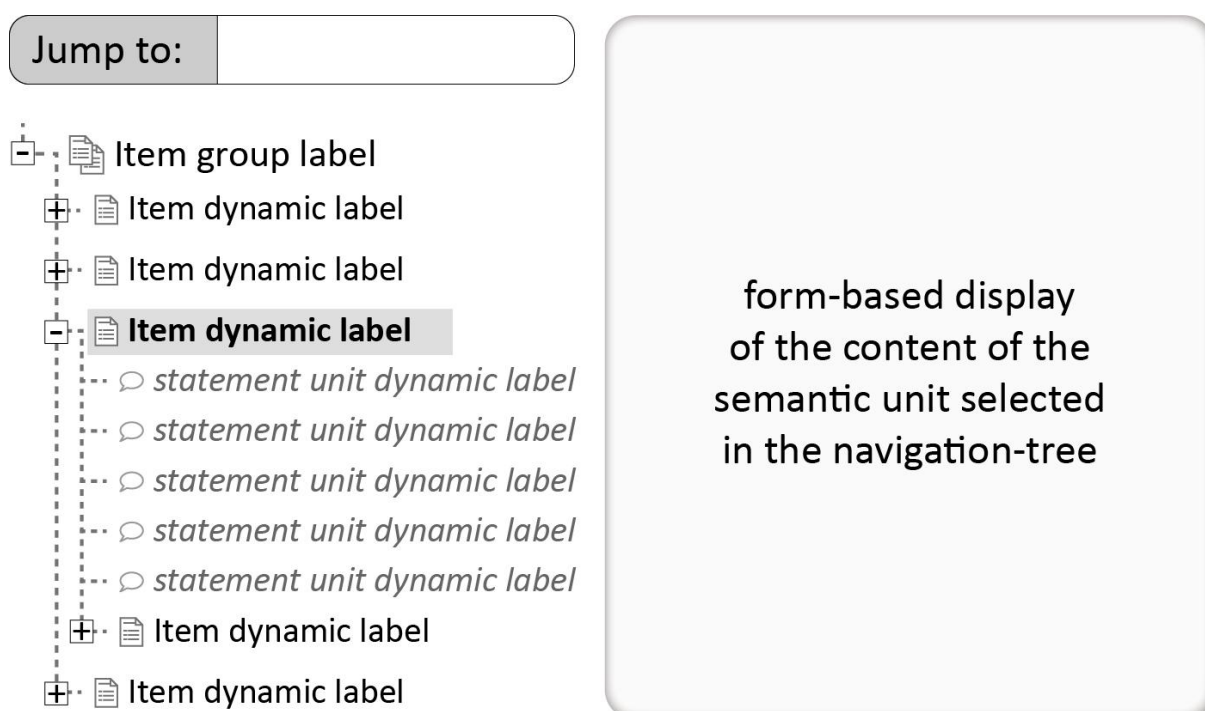
Statement units of the same type contain information of the same type, modelled according to the same shape. Therefore, in principle, their data should be comparable and interoperable, and it should be possible to present and visualize them in a single table. Item units with the same type of subject resource are likely to have the same types of statement units associated with them. Consequently, across these item units, statement units can be aligned to one another according to their type, with the statement units being mapped to the rows and the item units to the columns. This way, item units of one or more item group units can be visualized using a single table. The contents of some dataset units could be visualized the same way. This also applies to the results of queries.

## Semantic units provide a framework for developing new user interfaces for graph exploring the graph

New UIs can be developed for FAIRer KGs that support **navigation and exploration** and thus the different **visual information seeking strategies** mentioned above (*‘Overview first’*, *‘Search first’*, and *‘Details first’*). Besides providing various access points for search and exploration (see above), UIs can also provide a navigation-tree for navigating and browsing the contents belonging to a particular item

group unit, a granular item group unit, or a dataset unit [E3.1;E3.2]. The tree is based on the hierarchy of item units and statement units belonging to the same (granular) item group unit. For this purpose, each particular semantic unit must possess its own human-readable (dynamic) label with which it can be represented in the interface. Since semantic units can be associated with other semantic units (e.g., statement units to an item unit or item units to an item group unit), the resulting hierarchy can become rather deep, with chains of interrelated item units and their associated statement units. By representing this navigation-tree in the UI in a folder-like system, with each item unit linking to other item units via statement units functioning as connectors, users can intuitively jump from one item unit to another by a single click (Fig. 7). Since item units can be linked to each other via different types of statement units (i.e., item links), one can even allow users to choose which types of item links and thus which types of linking statement units should be covered. Consequently, a user can for instance decide that they only want to see item units that are linked to each other via has-part statement units and the navigation tree would show the respective item unit tree(s).

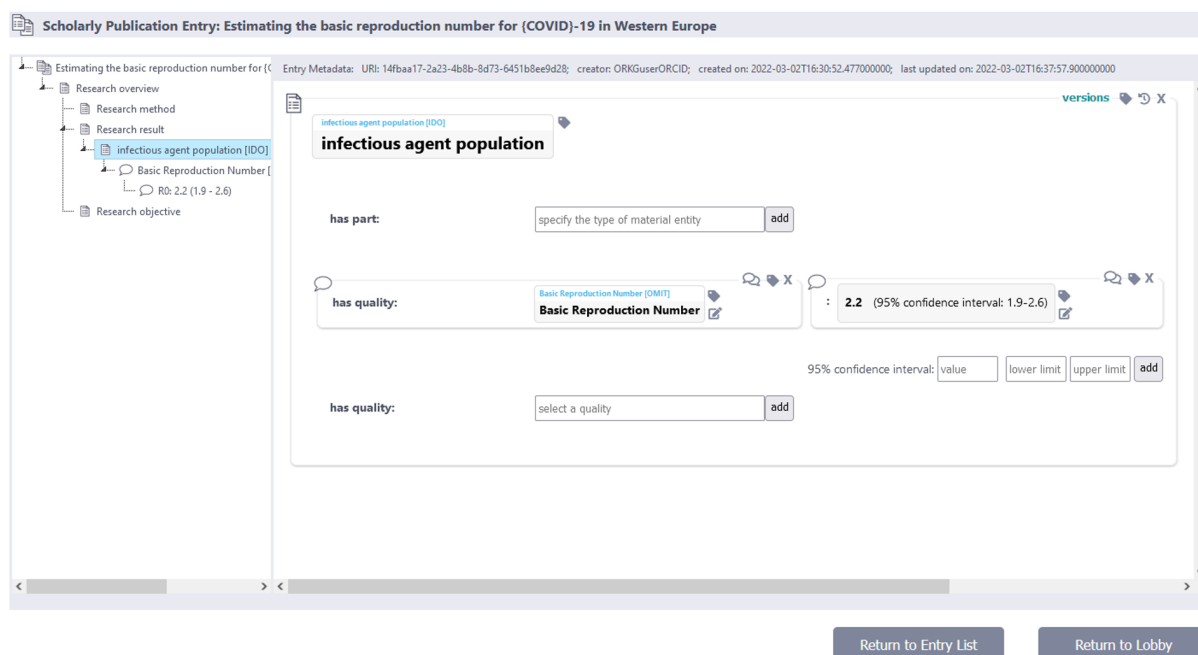
Every granular item group unit identified in a FAIRer KG provides the same functionality and can be utilized for providing overviews and relevant context information for further exploring the graph in meaningful ways.



**Figure 7: Tree for navigating and exploring data of a particular (nested) item group unit or dataset unit.** The tree to the left represents the hierarchy of a particular (granular) item group unit with all its associated item units, organized in a tree-like hierarchy, thereby indicating that the linked item unit describes in more detail a resource that its ‘parent’ item unit referred to. Users can use this tree for navigating the contents of the item group unit, zooming in and filtering out information, and get more details on demand. The information from the selected item unit will then be displayed in a form, e.g., in a widget to the right. This way, users can have the items they are interested in expanded within the navigation-tree and can easily jump between them by a simple click. Each semantic unit can be shown with its title. In the figure, the tree also includes the statement units belonging to an item unit as leaves in the tree. For being able to visually distinguish the different kinds of semantic units, small icons are used.

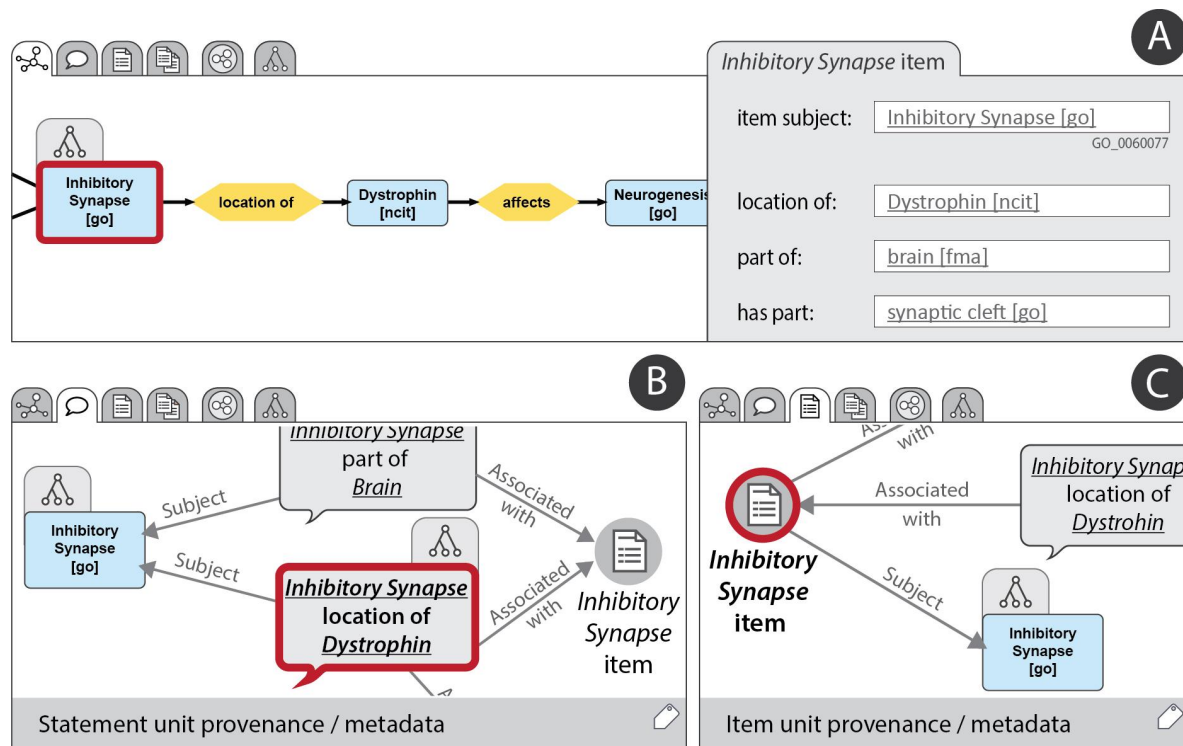
We have implemented a corresponding UI in a Python-based prototype of a FAIRer scholarly KG application (56) (Fig. 8). It shows the basic idea, but does not include the possibility to choose between different types of linking statement units. The prototype also includes versioning of semantic units and automatic tracking of their editing histories and their provenance. It is available from <https://github.com/LarsVogt/Knowledge-Graph-Building-Blocks>.

Often, users of KGs want to get an **overview** of the information that the KG contains about the relationships that hold between a given set of entities they are interested in. While this information can be represented as a text in a paragraph or organized in a form, **graphical representations in a mind-map-like form** are much better suited, since understanding relationships is easier with a graphical than a textual representation [E3.1;E3.2]. However, as discussed above (*Issue 1*), the data graph of a KG typically contains a lot of information that is only relevant to a machine, but distracts a human reader and makes the graph unnecessarily complex. With the introduction of dynamic mind-map patterns and with the differentiation of levels of representational granularity and their corresponding semantic units, the overall data graph of a FAIRer KG can be **filtered** into semantically meaningful subgraphs, showing only data belonging to a specific representational granularity level and through the use of the mind-map patterns **showing only information that is relevant to a human user**, thus reducing the overall complexity of the graph to chunks of information that are actually relevant to and also easier to comprehend for a human reader. Users can **zoom in and out** across the levels and use the granularity trees and even the different frames of reference, the latter of which are linked to each other via is-about statement units, to traverse the different levels, trees, and frames in a semantically meaningful way, while reducing the complexity of the FAIRer KG to the information that is currently relevant to them.



**Figure 8: UI showing a scholarly publication item group unit.** The left widget shows a navigation tree with the item group unit at the root (i.e., top) and all interlinked item units associated with it organized below in the tree. The content of the selected item unit is displayed in the widget to the right, using corresponding Jinja templates. Here, the item unit describing *infectious agent population* (IDO:0000513) is selected and it has two connected statement units associated that specify the population's basic reproduction number measured to be 2.2, with a 95% confidence interval of 1.9 to 2.6. Input fields allow specifying additional measurements for this quality, specifying parts of the *infectious agent population*, and specifying other qualities.

Users can, for instance, start to explore the graph with a search result that shows an item group unit that contains information they searched for and all relations of this unit to other item group units (e.g., publication A contains a data-statement that supports a hypothesis-statement in publication B). Moreover, all related nodes of item units could be shown and thus semantic units from the next finer representational granularity level (Fig. 9).



**Figure 9: Schematic representation of a UI with interacting mind-map like graphical and form-based textual widgets for knowledge graph exploration.** **A:** The UI is divided into two parts: to the left, the mind-map like graphical exploration widget and to the right, the textual form-based widget. In the graphical interface, the 'inhibitory synapse' (GO:0060077) node is currently selected. The graphical interface allows users to explore the graph, select a node or a relation and, by clicking on one of the tabs above, switch to their representations at different levels of representational granularity (see B for the representation at the level of statement units and C for the level of item units), to granularity trees, or to different frames of reference. Users can explore the graph, traverse various hierarchies, zoom in and filter out content based on granularity trees using corresponding exploration tools—the selected node indicates that the resource is part of a granularity tree, and by clicking on the tree-icon, the graph of the corresponding granularity tree unit would be shown. The form-based textual widget to the right allows users to change, delete, or add new statement units, with the graphical view to the left being updated automatically. The form-based widget shows the input form for the *\*inhibitory synapse item unit\**. Users can interact with both widgets, and the widgets also interact with one another: Clicking on a node in the graph widget will show the form of the corresponding item unit in the form widget, clicking on a relation will show the corresponding statement unit with its associated provenance information. Clicking into an input field in the form widget will select the corresponding subgraph in the graph widget. This mind-map like graph does not display the triples as they are stored in the machine-actionable data graph, but utilizes the dynamic mind-map patterns that only consider the information that is relevant to a human user, guaranteeing the human-actionability of the data and metadata. **B:** Graph representation at the statement unit level. A statement unit is selected that has an instance of 'inhibitory synapse' as its subject. The statement is represented with its dynamic label that communicates the underlying proposition via a human-readable string. The graph shows all relations of the statement unit resource. The tree-icon indicates that the statement unit is associated with a granularity tree unit. At the bottom, it shows provenance data and links to semantic units that contain additional metadata (not shown in detail). **C:** Graph representation at the item unit level. An item unit is selected that has an instance of 'inhibitory synapse' as its subject. The graph shows all relations of the item unit resource. At the bottom, it shows provenance data and links to semantic units that contain additional metadata (not shown in detail).

Being able to identify hierarchical structures like granularity trees within a FAIRer KG, or different frames of reference via context units, allows the UIs to support **smart and semantically meaningful exploration of the graph by showing relevant contexts** that users can follow to **expand the graph in directions they are interested**. The UI can for instance feature a graph-exploration tool with which users can select particular nodes in the graph and explore the FAIRer KG: If this node is part of one or more granularity tree units or a specific frame of reference, the UI will indicate that and allow the user to only show the triples or the mind-map representations of statement units belonging to the selected granularity tree or frame of reference. This will allow users to directly explore the graph and traverse its internal hierarchical subgraphs through overlapping granularity tree units, thereby reducing the overall complexity of the graph to what is currently of interest to the user.

The abovementioned explorative tools and visualizations can also be combined in a smart and intuitively usable way, where users can switch between a textual form-based and a graphical mind-map presentation of the data and these two representations could even interact with each other (Fig. 9).

## Conclusion

We think, it is time to put cognitive interoperability more into the focus of data management strategies and to develop new information technology systems that account for it. We therefore have suggested extending the FAIR Guiding Principles to include the Principle of human Explorability, resulting in the FAIRer Guiding Principles. With semantic units, we introduced a concept that provides a framework that meets all the specifications of the Principle of human Explorability.

With semantic units, FAIRer KGs introduce resources that are of a higher level of abstraction than the low-level abstraction of resources used in the triples of a FAIR KG. Technically, semantic unit resources are instances of respective ontology classes [E1.], but semantically they are statements [E1.1] or sets of semantically and ontologically related statements that are represented as semantically meaningful subgraphs [E2.], structuring and partitioning the data graph layer of a FAIRer KG into different levels of representational granularity [E2.1], granularity perspectives [E1.2], and frames of reference [E1.3].

Semantic units thereby provide not only a framework for intuitively making statements about statements [E3.3], with a clear and straightforward implementation schema that supports the development of corresponding queries. They also contribute to the FAIRness of data and metadata in a FAIRer KG, because every semantically meaningful proposition is organized as a separate statement unit that instantiates a corresponding statement unit class. By referencing a data schema and corresponding CRUD query patterns in the statement unit class, each statement unit references via its class affiliation the underlying data schema. Because every triple of the data graph layer of a FAIRer KG belongs to exactly one statement unit, **all data in the KG has information about their underlying data schema and how to query them**, thus contributing to the overall FAIRness of its data and metadata.

Regarding the two issues discussed in the introduction, we can conclude that the set of CRUD query patterns not only provides read queries for domain experts for finding instances of the corresponding class in a FAIRer KG, but also create, update, and delete queries for developers, **with neither developers nor users having to learn graph query languages [E3.4]**. With a respective query builder, the query patterns can also be utilized for automatically translating question units into

SPARQL or Cypher queries, so that users of FAIRer KGs can **specify their own queries in a mind-map like fashion**, without having to know any graph query languages (*Challenge 2*).

By providing a framework for developing innovative UIs for exploring and navigating graphs, filtering out information that users are currently not interested in and providing multiple entry-points for accessing and exploring the graph, zooming in and out across different levels of representational granularity, highlighting and making accessible any granularity trees and frames of reference in the data [E3.2], semantic units also contribute to **resolving the conflict and dilemma between machine-actionability and human-actionability of data and metadata** in a FAIRer KG (*Issue 1*), since data representations can provide the contextual information required for machines, while humans can access and explore a graph of reduced complexity by utilizing graph-based displays utilizing dynamic mind-map patterns or form-based textual displays utilizing dynamic labels [E3.1] and by filtering for information that is relevant to them. In other words, with their organization into semantic units, FAIRer KGs provide a framework that supports the development of advanced graphical UIs with novel information-exploration tools that enable users to access data and metadata in new ways and to rapidly explore them in a user-controlled fashion, with visual representations of data and metadata.

So, I expect that the organization of data and metadata provided by various semantic units in FAIRer KGs substantially contributes to their cognitive interoperability. Semantic units provide a framework in which new tools and functions can be developed that intuitively support human users in getting an overview of the data, find the data and metadata they are interested in, and allow them to explore (i.e., zoom in, filter out, show relevant context, and get more details on demand) other data points from a given data point in semantically meaningful and intuitive ways. Semantic units thus solve the dilemma posed by the conflict between machine-actionability and human-actionability by decoupling data display from data storage, providing ways to reduce the complexity of the graph so that humans can interact with it, while maintaining the level of complexity required for the machine-actionability of data and metadata [E3.]. Moreover, they also provide the framework required for UIs to support the **visual information seeking strategies of ‘Overview first’, ‘Search first’, and ‘Details first’** for large and complex KGs.

With semantic units, organized into FAIR Digital Objects, FAIRer KGs contribute a framework for sharing data across many stakeholders and with data stewardship remaining in the hands of the domain experts or institutions (following Barend Mons’ *data visiting* as opposed to *data sharing* (57)). With their modular structure and organization, semantic units increase the accessibility of FAIRer KGs for both software developers and domain experts who lack the expertise in semantics, thus supporting the FAIRification of data and metadata in general.

## Acknowledgements

I thank Werner Ceusters, Nico Matentzoglou, Manuel Prinz, Marcel Konrad, Philip Strömert, Roman Baum, Björn Quast, Peter Grobe, István Míko, and Kheir Eddine for discussing some of the presented ideas. I am solely responsible for all the arguments and statements in this paper. This work was supported by the ERC H2020 Project ‘ScienceGraph’ (819536). I am also grateful to the taxpayers of Germany.

## References

1. The FAIR Data Principles FORCE11 [Internet]. 2014. Verfügbar unter: <https://force11.org/info/the-fair-data-principles/>
2. Wilkinson MD, Dumontier M, Aalbersberg IJ, Appleton G, Axton M, Baak A, u. a. The FAIR Guiding Principles for scientific data management and stewardship. *Sci Data*. Dezember 2016;3(1):160018.
3. General Assembly UN. Transforming our world: the 2030 Agenda for Sustainable Development. 2015 S. 1–35.
4. International Science Council (ISC). Science as a global public good: ISC Action Plan, 2019-2021 [Internet]. International Science Council; 2019 Aug. Verfügbar unter: <https://council.science/publications/science-as-a-global-public-good-isc-action-plan-2019-2021>
5. EOSC Executive Board. European Open Science Cloud (EOSC) strategic implementation plan [Internet]. 2019. 1–48 S. Verfügbar unter: <https://publications.europa.eu/en/publication-detail/-/publication/78ae5276-ae8e-11e9-9d01-01aa75ed71a1/language-en>
6. European Commission. Directorate General for Research and Innovation., EOSC Executive Board. EOSC interoperability framework: report from the EOSC Executive Board Working Groups FAIR and Architecture. [Internet]. LU: Publications Office; 2021 [zitiert 20. August 2021]. Verfügbar unter: <https://data.europa.eu/doi/10.2777/620649>
7. European Commission Expert Group on FAIR Data. Turning FAIR into reality. Final Report and Action Plan from the European Commission Expert Group on FAIR Data. 2018. 78 S.
8. Baker M. 1,500 scientists lift the lid on reproducibility. *Nature*. Mai 2016;533(7604):452–4.
9. Lin D, Crabtree J, Dillo I, Downs RR, Edmunds R, Giarretta D, u. a. The TRUST Principles for digital repositories. *Sci Data*. Dezember 2020;7(1):144.
10. Vogt L, Baum R, Bhatti P, Köhler C, Meid S, Quast B, u. a. SOCCOMAS: a FAIR web content management system that uses knowledge graphs and that is based on semantic programming. *Database*. Januar 2019;2019(baz067):1–22.
11. Blumauer A. Knowledge Graphs—Connecting the Dots in an Increasingly Complex World [Internet]. 2018. Verfügbar unter: <https://2018.semantics.cc/knowledge-graphs-are-rise>
12. Singhal A. Introducing the Knowledge Graph: things, not strings [Internet]. 2012. Verfügbar unter: <https://www.blog.google/products/search/introducing-knowledge-graph-things-not/>
13. Hogan A, Blomqvist E, Cochez M, D’amato C, Melo GD, Gutierrez C, u. a. Knowledge Graphs. *ACM Comput Surv*. Juli 2021;54(4):1–37.
14. Bonatti PA, Decker S, Polleres A, Presutti V. Knowledge graphs: new directions for knowledge representation on the semantic web. *Rep Dagstuhl Semin*. 2019;8(9):29–111.
15. Guizzardi G. Ontology, Ontologies and the “I” of FAIR. *Data Intell*. Januar 2020;2(1–2):181–91.
16. Abiteboul S. Querying semi-structured data. In: Afrati F, Kolaitis P, Herausgeber. *Database Theory — ICDT ’97*. Berlin, Heidelberg: Springer Berlin Heidelberg; 1997. S. 1–18.
17. Angles R, Gutierrez C. Survey of graph database models. *ACM Comput Surv*. Februar 2008;40(1):1–39.
18. Angles R, Arenas M, Barceló P, Hogan A, Reutter J, Vrgoč D. Foundations of Modern Query Languages for Graph Databases. *ACM Comput Surv*. 13. November 2017;50(5):1–40.
19. Hitzler P, Krötzsch M, Parsia B, Patel-Schneider PF, Rudolph S. *OWL 2 Web Ontology Language Primer (Second Edition)*, W3C Recommendation 11 December 2012. [Internet]. 2012. Verfügbar unter: <https://www.w3.org/TR/2012/REC-owl2-primer-20121211/>
20. Stutz P, Strebel D, Bernstein A. Signal/Collect12: Processing large graphs in seconds. Hotho A, Herausgeber. *Semantic Web*. 12. Februar 2016;7(2):139–66.
21. Wang Q, Mao Z, Wang B, Guo L. Knowledge Graph Embedding: A Survey of Approaches and Applications. *IEEE Trans Knowl Data Eng*. 1. Dezember 2017;29(12):2724–43.
22. Ceusters W. The place of Referent Tracking in Biomedical Informatics. In: *Terminology, Ontology*

- and their Implementations. Springer Nature; 2020. S. 50.
23. Ceusters W, Elkin P, Smith B. Negative findings in electronic health records and biomedical ontologies: A realist approach. *Int J Med Inf.* Dezember 2007;76:S326–33.
  24. Schrott R, Jacobs A. *Gehirn und Gedicht: Wie wir unsere Wirklichkeit konstruieren.* München: Carl Hanser Verlag; 2011. 529 S.
  25. Bandrowski A, Brinkman R, Brochhausen M, Brush MH, Bug B, Chibucos MC, u. a. The Ontology for Biomedical Investigations. *PLoS ONE.* 2016;11(4):1–19.
  26. Booth D, Wallace E. Session X: EasyRDF [Internet]. 2nd U.S. Semantic Technologies Symposium 2019. 2019. Verfügbar unter: <https://us2ts.org/2019/posts/program-session-x.html>
  27. Borgo S, Masolo C. Foundational choices in DOLCE. In: Staab S, Studer R, Herausgeber. *Handbook of Ontologies.* 2nd Aufl. Berlin, Heidelberg: Springer Berlin / Heidelberg; 2009. S. 361–81.
  28. Cotnoir AJ. Anti-symmetry and non-extensional mereology. *Philos Q.* April 2010;60(239):396–405.
  29. Miller GA. The magical number seven plus or minus two: some limits on our capacity for processing information. *Psychol Rev.* 1956;63(2):81–97.
  30. Lissandrini M, Mottin D, Hose K, Bach Pedersen T. Knowledge Graph Exploration Systems : are we lost ? In: CIDR '22: The Conference on Innovative Data Systems Research, January 10-13, 2022, Chaminade, CA [Internet]. Association for Computing Machinery; 2022. Verfügbar unter: <http://cidrdb.org/cidr2022/papers/p40-lissandrini.pdf>
  31. Noy N, Gao Y, Jain A, Narayanan A, Patterson A, Taylor J. Industry-scale knowledge graphs: lessons and challenges. *Commun ACM.* 24. Juli 2019;62(8):36–43.
  32. Shneiderman B. The eyes have it: a task by data type taxonomy for information visualizations. In: *Proceedings 1996 IEEE Symposium on Visual Languages* [Internet]. IEEE Comput. Soc. Press; 1996. S. 336–43. Verfügbar unter: <http://ieeexplore.ieee.org/document/545307/>
  33. van Ham F, Perer A. “Search, Show Context, Expand on Demand”: Supporting Large Graph Exploration with Degree-of-Interest. *IEEE Trans Vis Comput Graph.* November 2009;15(6):953–60.
  34. Chen M, Feixas M, Viola I, Bardera A, Shen HW, Sbert M. *Information Theory Tools for Visualization.* Peters AK, Herausgeber. CRC Press; 2016. 194 S.
  35. Munzner T. *Visualization Analysis & Design.* Peters AK, Herausgeber. CRC Press; 2014. 428 S.
  36. Luciani T, Burks A, Sugiyama C, Komperda J, Marai GE. Details-First, Show Context, Overview Last: Supporting Exploration of Viscous Fingers in Large-Scale Ensemble Simulations. *IEEE Trans Vis Comput Graph.* Januar 2019;25(1):1225–35.
  37. Pinker S. *How the Mind Works.* W.W. Norton & Company, Inc.; 1997. 660 S.
  38. Vogt L, Kuhn T, Hoehndorf R. Semantic Units: Organizing knowledge graphs into semantically meaningful units of representation [Internet]. ResearchGate; arXiv; 2023. Verfügbar unter: [https://www.researchgate.net/publication/361209259\\_Semantic\\_Units\\_Organizing\\_knowledge\\_graphs\\_into\\_semantically\\_meaningful\\_units\\_of\\_representation/stats](https://www.researchgate.net/publication/361209259_Semantic_Units_Organizing_knowledge_graphs_into_semantically_meaningful_units_of_representation/stats); <https://arxiv.org/abs/2301.01227>
  39. Mons B, Velterop J. Nano-Publication in the e-science era Nano-Publication in the e-science era. In: *Workshop on Semantic Web Applications in Scientific Discourse (SWASD 2009).* 2009.
  40. Kuhn T, Taelman R, Emonet V, Antonatos H, Soiland-Reyes S, Dumontier M. Semantic micro-contributions with decentralized nanopublication services. *PeerJ Comput Sci.* 8. März 2021;7:e387.
  41. Giachelle F, Dosso D, Silvello G. Search, access, and explore life science nanopublications on the Web. *PeerJ Comput Sci.* 4. Februar 2021;7:e335.
  42. Knublauch H, Kontokostas D. Shapes Constraint Language (SHACL) - W3C Recommendation 20 July 2017 [Internet]. 2017. Verfügbar unter: <https://www.w3.org/TR/shacl/>
  43. Bittner T, Smith B. A taxonomy of granular partitions. In: Montello DR, Herausgeber. *Spatial Information Theory: Foundations of Geographic Information Science, volume 2205 of Lecture Notes in Computer Science* [Internet]. Berlin: Springer; 2001. S. 16. Verfügbar unter:



- <http://portal.acm.org/citation.cfm?doid=505168.505197>
44. Bittner T, Smith B. A theory of granular partitions. In: Duckham M, Goodchild MF, Worboys MF, Herausgeber. Foundations of geographic information science [Internet]. London: Taylor & Francis Books; 2003. S. 117–49. Verfügbar unter:  
<http://portal.acm.org/citation.cfm?doid=505168.505197>
  45. Bittner T, Smith B. A Unified Theory of Granularity, Vagueness, and Approximation. In: Proceedings of COSIT Workshop on Spatial Vagueness, Uncertainty, and Granularity. 2001.
  46. Keet CM. A Formal Theory of Granularity - Toward enhancing biological and applied life sciences information system with granularity [Internet] [PhD Thesis]. [Bozen]: Free University of Bozen - Bolzano; 2008. Verfügbar unter:  
[http://www.meteck.org/files/AFormalTheoryOfGranularity\\_CMK08.pdf](http://www.meteck.org/files/AFormalTheoryOfGranularity_CMK08.pdf)
  47. Vogt L. Spatio-structural granularity of biological material entities. BMC Bioinformatics [Internet]. Mai 2010;11(289). Verfügbar unter: <http://www.ncbi.nlm.nih.gov/pubmed/20509878>
  48. Vogt L. Levels and building blocks—toward a domain granularity framework for the life sciences. J Biomed Semant. Dezember 2019;10(4):1–29.
  49. Staudt M, Nissen HW, Jeusfeld MA. Query by class, rule, and concept. Appl Intell. Mai 1994;4(2):133–56.
  50. Jeusfeld M. Metamodelling and method engineering with ConceptBase. In: Metamodeling for Method Engineering. MIT Press; 2009. S. 89–168.
  51. Chungoora T. Ontology competency questions [Internet]. 2020. Verfügbar unter:  
<https://tishchungoora.medium.com/ontology-competency-questions-3d213eb08d33>
  52. Greenberg SA. How citation distortions create unfounded authority: Analysis of a citation network. BMJ Online. 2009;339(7714):210–3.
  53. Prieto M, Deus H, de Waard A, Schultes E, García-Jiménez B, Wilkinson MD. Data-driven classification of the certainty of scholarly assertions. PeerJ. 21. April 2020;8:e8871.
  54. Marchionini G. Information Seeking in Electronic Environments. Cambridge University Press, UK; 1995.
  55. García R, López-Gil JM, Gil R. Rhizomer: Interactive semantic knowledge graphs exploration. SoftwareX. 2022;20:101235.
  56. Vogt L. FAIR Knowledge Graphs with Semantic Units—a Prototype. ResearchGate; 2022.
  57. Mons B. Message from the CODATA President, Barend Mons [Internet]. 2019. Verfügbar unter:  
<https://codata.org/about-codata/message-from-president-barend-mons/message-from-president-geoffrey-boulton/>