

# Towards AI-controlled FES-restoration of arm movements: Controlling for progressive muscular fatigue with Gaussian state-space models

Nat Wannawas

Dept. of Bioengineering, Imperial College London  
London, UK  
nat.wannawas18@imperial.ac.uk

A. Aldo Faisal

Dept. of Bioengineering & Dept. of Computing,  
Imperial College London, London, UK  
Chair of Digital Health & Data Science, University of Bayreuth  
Bayreuth, Germany  
aldo.faisal@imperial.ac.uk

**Abstract**—Reaching disability limits an individual’s ability in performing daily tasks. Surface Functional Electrical Stimulation (FES) offers a non-invasive solution to restore lost ability. However, inducing desired movements using FES is still an open engineering problem. This problem is accentuated by the complexities of human arms’ neuromechanics and the variations across individuals. Reinforcement Learning (RL) emerges as a promising approach to govern customised control rules for different settings. Yet, one remaining challenge of controlling FES systems for RL is unobservable muscle fatigue that progressively changes as an unknown function of the stimulation, thereby breaking the Markovian assumption of RL.

In this work, we present a method to address the unobservable muscle fatigue issue, allowing our RL controller to achieve higher control performances. Our method is based on a Gaussian State-Space Model (GSSM) that utilizes recurrent neural networks to learn Markovian state-spaces from partial observations. The GSSM is used as a filter that converts the observations into the state-space representation for RL to preserve the Markovian assumption. Here, we start with presenting the modification of the original GSSM to address an overconfident issue. We then present the interaction between RL and the modified GSSM, followed by the setup for FES control learning. We test our RL-GSSM system on a planar reaching setting in simulation using a detailed neuromechanical model. The results show that the GSSM can help improve the RL’s control performance to the comparable level of the ideal case that the fatigue is observable.

**Index Terms**—Functional Electrical Stimulation, FES, Gaussian State-Space Model, Reinforcement Learning, Arm Motions

## I. INTRODUCTION

Yearly, strokes and spinal cord injuries have left individuals around the world with paralysis. Upper body paralysis, one of the most commonly found following incidents, causes the dysfunction of arm movements and severely affect the individuals’ abilities in performing daily tasks. Functional Electrical Stimulation (FES), a technique that uses electrical signals to induce muscle contraction, offers a solution for restoring the movements. Yet, controlling FES to induce desired movements

is challenging. One challenge is that each individual requires customised stimulation to induce a certain movement. This causes difficulties in designing a control method that works across different individuals without intensive, manual configurations. Another challenge is that the muscle’s responses to the FES change over time because of muscular fatigue. Since the fatigue level can not be directly measured, it is difficult for a controller to maintain its performance over extended periods.

Several methods that can automatically find customised stimulation have been investigated. One of those is Reinforcement Learning (RL), a machine learning algorithm with a learning agent (RL agent) that learns to control an environment through interaction. The successes of RL in controlling body movements have been presented in several scenarios: cycling [1], walking [2], arm movements [3]–[7]. Additionally, [7] shows that RL can deal with fatigue to a certain degree; yet, the performance drop is still inevitable in many cases.

Different approaches have been employed to deal with muscular fatigue. A widely used approach is to record electromyogram (EMG) or mechanomyogram (MMG) from which muscle force can be estimated [8]–[11]. Although this approach could be straightforward, the successes are, currently, limited to a few types of movements such as knee extension [10], [11] and cycling [8], [9]. Additionally, it requires sensors which can be difficult to set up. Approaches that exploit the periodic nature of the movements such as walking are used in [12], [13]. However, these may not be suitable to be used in controlling arbitrary arm movements. Our previous work [6] explores an approach that does not use dedicated sensors and can be applied to arbitrary movements. The approach uses a recurrent neural network (RNN) to encode the history of observations and provide additional information to the RL agent. This strategy can control arbitrary single-joint movements in the real world. However, its capability in multiple-joint cases is limited.

In this work, we present an AI-based system for controlling FES that can induce arbitrary desired movements and can maintain performance under progressive muscular fatigue. Our system uses the combination of an RNN-based

Gaussian state-space model (GSSM) that learns Markovian state-representations and RL that learns the control policies on the representation spaces. In simple terms, the GSSM here functions as a filter that provides insight information of the systems' states to the RL agents, allowing the agents to select better actions. Compared to our previous work [6], this system is more powerful and capable of learning the complex dynamics of multiple-joint movements. Additionally, it produces probabilistic transition functions that can be useful, for example, for model-based RL.

We present the details of our RL-GSSM system and the setup for controlling arbitrary movements in the *Methods* section. We also provide the modification of the original GSSM [14] to address an overconfident issue. We demonstrate our system in a planar arbitrary reaching setting using a detailed neuromechanical model and show that our system can achieve and maintain the control performance at the same level as the ideal case in which muscle fatigue is observable.

## II. METHODS

### A. Gaussian State-Space Models (GSSM)

Here, GSSM functions as a filter that converts an observable environment's state vector ( $\mathbf{o}_t$ ) into a state-representation vector ( $\mathbf{x}_t$ ) which contains the information of the system's hidden states. Our GSSM is based on [14] whose main components are an RNN-based filter ( $f_{Filter}$ ) and a transition function ( $f_{Tran}$ ). The filter converts  $\mathbf{o}_t$  into  $\mathbf{x}_t$  through a process described as follows. The process starts at the zeroth time step ( $t = 0$ ) with the initialisation of the RNN's hidden states ( $\mathbf{h}_0$ ) and state representations ( $\mathbf{x}_0$ ).  $\mathbf{x}_0$  is then concatenated with the initial action vector  $\mathbf{a}_{init}$  and is passed through  $W_s$ , a small multilayer perceptron (MLP). This step is mathematically expressed as  $\mathbf{h}_{x,t=0} = W_s([x_0; a_0]^T)$ . Meanwhile, the RNN observes the environment's states  $\mathbf{o}_0$  and updates its hidden state to  $\mathbf{h}_{t=1}$ .  $\mathbf{h}_{x,t=0}$  and  $\mathbf{h}_{t=1}$  are then combined as  $\mathbf{h}_{c,t=1} = \frac{1}{2} \tanh(\mathbf{h}_{x,t=0} + \mathbf{h}_{t=1})$ . Next,  $\mathbf{h}_{c,t=1}$  is passed through  $W_x$  which is an MLP that outputs the distribution of  $\mathbf{x}_t$ . The following time steps repeat this process but start with the sampled  $\mathbf{x}_t$  and actual actions  $\mathbf{a}_t$ . The trajectory of  $\mathbf{x}_t$ , denoted as  $\mathbf{x}_{0:T}$ , is obtained by repeating this process through the whole trajectory of observations  $\mathbf{o}_{0:T}$ . For future notation, RNN,  $W_h$ , and  $W_x$  are referred collectively as  $f_{Filter}$ .

The GSSM is trained using the trajectory of observations ( $\mathbf{o}_{0:T}$ ) as follows. The training process starts with using  $f_{Filter}$  to sample  $\mathbf{x}_{0:T}$  corresponding to  $\mathbf{o}_{0:T}$ . Next, we reconstruct the observations by passing the sampled  $\mathbf{x}_{0:T}$  through the observation mapping function  $W_g$ , expressed as  $\mathbf{k}_{0:T} = W_g(\mathbf{x}_{0:T})$ . The parameters of  $f_{Filter}$  are optimised through gradient descent to minimise the following loss functions. The first loss function is the likelihood between  $\mathbf{k}_{0:T}$  and  $\mathbf{o}_{0:T}$ , expressed as  $l_{lik} = \sum_{t=1}^T p(\mathbf{o}_t | \mu_{k,t}, \Sigma_{k,t})$ , where  $\mu_{k,t}$  and  $\Sigma_{k,t}$  are the mean and covariance of the reconstructed observations, respectively. The second loss function is the KL divergence

between the  $\mathbf{x}_{0:T}$  distribution sampled by  $f_{Filter}$  and those predicted by  $f_{Tran}$ , expressed as

$$l_{DKL} = \sum_{t=2}^T D_{KL}[f_{Filter}(\mathbf{x}_{t-1}, \mathbf{o}_{0:t}) || f_{Tran}(x_{t-1})].$$

Intuitively, this loss function encourages the filter-generated distribution of  $\mathbf{x}_t$ ,  $p_f(\mathbf{x}_t)$ , to have a Markovian structure, i.e.,  $p_f(\mathbf{x}_t | \mathbf{x}_{t-1}, \mathbf{o}_{0:t}) = p(\mathbf{x}_t | \mathbf{x}_{t-1})$ . Note that the observation history  $\mathbf{o}_{0:t-1}$  is encoded in the RNN's hidden states.

In the original model [14],  $f_{Tran}$  is represented by a neural network that directly outputs the means and variances of  $\mathbf{x}_t$ . This network produces overconfidence in the learned transition function. To mitigate this issue, we replace that network with the ensemble of neural networks with randomised prior functions (RP-Ensemble) [15]. The predictive means and variances are computed by fitting Gaussian distributions to the ensemble's outputs.

### B. Generic RL-GSSM for controlling arbitrary movements

Reinforcement Learning (RL) learns a task through reward signals collected from interactions with an environment. The interactions occur in a discrete-time fashion, starting with the agent observing the environment's state  $\mathbf{s}_t$  and selecting an action  $\mathbf{a}_t$  based on its policy  $\pi$ . The action causes the environment to be in a new state  $\mathbf{s}_{t+1}$ . The agent then receives an immediate reward  $r_t$  and observes the new state. This interaction experience is collected as a tuple  $(\mathbf{s}_t, \mathbf{a}_t, r_t, \mathbf{s}_{t+1})$  which is stored in a replay buffer  $\mathcal{D}$ . This tuple is used to learn an optimal policy  $\pi^*$  that maximises a return  $R$ —the sum of discounted immediate rewards.

The introduction of GSSM into the system causes few changes in the typical RL learning process. To avoid confusing notation, we hereafter use  $\mathbf{s}_t$  to denote RL state vectors. Fig.1 shows the overview diagram of our RL-GSSM system. The system has two phases—interaction and updating phases—described as follows. At each time step in the interaction phase,  $f_{Filter}$  observes  $\mathbf{o}_t$ , updates the RNN's hidden states, and generates state-representations  $\mathbf{x}_t$ . The agent then selects an action  $\mathbf{a}_t$  based on  $\mathbf{s}_t = [\mathbf{o}_t; \mathbf{x}_t; \mathbf{c}_t]^T$ , where  $\mathbf{c}_t$  is a control target at time  $t$ . The action affects the environment, the system moves into the next time step, and the process repeats. The interactions are stored as  $([\mathbf{o}_t; \mathbf{c}_t]^T, \mathbf{a}_t, r_t, [\mathbf{o}_{t+1}; \mathbf{c}_{t+1}])^T$  in a Trajectory Buffer.

The updating phase begins with drawing sampled trajectories ( $\tilde{\mathbf{o}}_{0:T}$ ) from the Trajectory Buffer and using them to update the GSSM. After that, the updated  $f_{Filter}$  is used to generate new trajectories of  $\mathbf{s}_t$  corresponding to  $\tilde{\mathbf{o}}_{0:T}$ . The new  $\mathbf{s}_t$  trajectories are then converted into new RL experience tuples stored in a typical Replay Buffer, and the RL agent is updated following a typical method.

### C. RL-GSSM setup for controlling planar movements

The *environment* here is a neuromechanical model built in OpenSim. The model has a human arm placed on an arm support that moves with low friction on a table Fig.2b. The

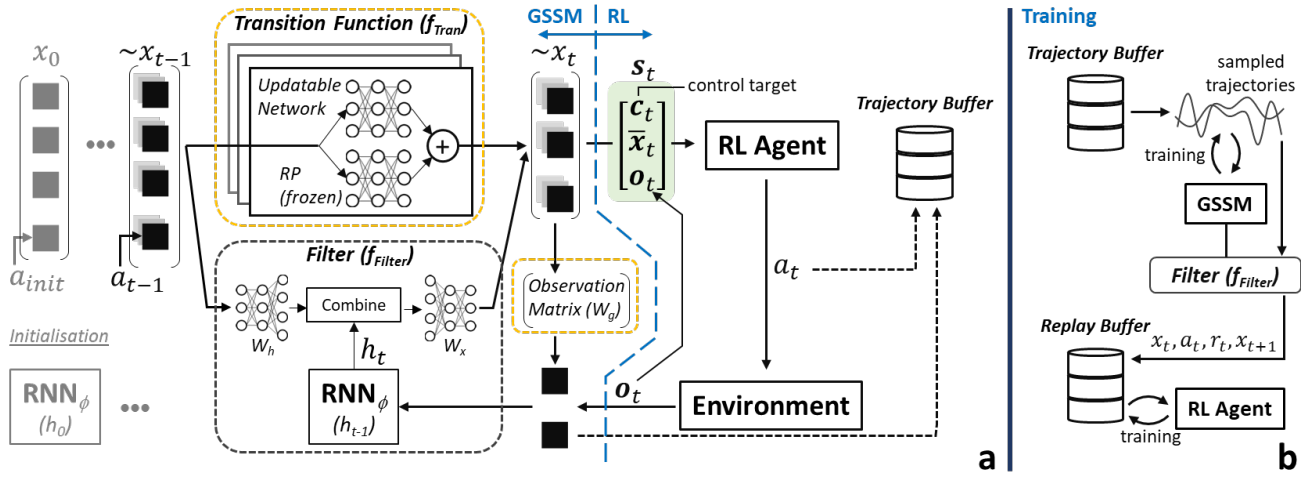


Fig. 1. (a) Diagram showing the overview of our RL-GSSM system. The dash blue line splits RL and GSSM. The GSSM's parts in yellow boxes are excluded during the interaction phase. This phase starts with the initialisation (on the left) and evolves as follows. At the time step  $t$ , The previous action  $a_{t-1}$  are appended to the state-representations of the previous time step  $x_{t-1}$ . The Filter then combines the appended vector with the incoming observation  $o_t$  and samples the state-representations of the current time step  $x_t$ . The average of  $x_t$ , denoted as  $\bar{x}_t$ , is concatenated with  $o_t$  and a control target  $c_t$  and become an RL's state vector  $s_t$ . The interaction data are stored in Trajectory Buffer. (b) Diagram showing the overview of the training phase that begins with sampling the stored trajectories and updating GSSM. The updated Filter is then used to generate new RL's experience tuples which are used to update the RL agent.

model has 6 muscles; 4 muscles labelled in the figure are stimulated. The muscles are fatigued progressively as a function of the stimulation (see [1] for more details). The observable environment states are the angle and angular velocities of the shoulder and elbow ( $o_t = [\theta_{s,t}; \theta_{e,t}; \dot{\theta}_{s,t}; \dot{\theta}_{e,t}]^T$ ).

The RL algorithm of choice is soft actor-critic [16]. Both actor and critic are parameterised by fully-connected neural networks with two hidden layers. The actor's output layer has a sigmoid activation function to squash the outputs within  $[0, 1]$ .

The RL task here is to apply the muscle stimulation to move the arm to the desired poses which are specified by target joint angles—shoulder and elbow ( $\theta_{tar,t}$ ). The state vector  $s_t$  is  $[o_t; x_t; \theta_{tar,t}]^T$ . The action vector  $a_t$  comprises normalised stimulation intensities ( $i \in [0, 1]$ ) of the stimulated muscles. The immediate reward  $r_t$  is simply computed using the square error and action penalty as  $r_t = -(\theta_t - \theta_{tar,t})^2 - \frac{\sum_{i=0}^n a_i}{n}$ , where  $n$  is the number of stimulated muscles.

The training is episodic. Each episode has 100 time steps with a 100 ms time step size. The episodes begin at random poses, targets, and fatigue levels. A new random target is assigned at the 50<sup>th</sup> time step. Every 5 training episodes, the control performances are evaluated in rmse measure on 50 test episodes with the same settings as the training episodes.

### III. RESULTS

#### A. Ensemble transition function

We replace  $f_{Tran}$  of the original model [14], denoted as  $f_{Tr, Ori}$ , with RP-Ensemble, denoted as  $f_{Tr, Ens}$ , to address the overconfidence issue. We test both models on a benchmarking function—Kink [17]. Fig.2a shows the learned transitions. Both  $f_{Tr, Ori}$  and  $f_{Tr, Ens}$  produce good predictive means. However,  $f_{Tr, Ori}$  is overconfident as presented by low predictive variances at the locations where the data, represented by  $x$  marks,

are absent. In contrast,  $f_{Tr, Ens}$  has higher predictive variances at those locations.

#### B. Controlling planar arm movements

We train our RL-GSSM to control planar arm movements under progressive muscular fatigue through muscle stimulation. We explore 3 cases: the 1) *RL-ideal* and *RL-vanilla* cases where the fatigue is observable and unobservable, respectively; and 3) *RL-GSSM* case. The RL agents are trained for 100 episodes in all cases; the training is repeated 10 times. Fig.2c shows the performance evaluations in rmse measure along the training. *RL-vanilla*'s performance has the steepest improvement at the beginning but stagnates at the worst levels. *RL-GSSM*'s curve, compared to *RL-ideal*, has higher standard deviations in the early period because the agents have to simultaneously learn the controls and follow the not-yet-converged GSSM. *RL-GSSM*'s performance improves slightly slower but can reach the same level in 100 episodes.

Fig.3 shows the control behaviours in tracking an arbitrary trajectory. The agents can produce good tracking in all cases. The grey circles highlight good comparison points. Both *RL-ideal* (Fig.3a) and *RL-GSSM* (Fig.3c) can bring the shoulder and elbows to the  $[45^\circ, 45^\circ]$  targets anytime when requested. *RL-vanilla*, however, tends to lose its performance in the second half as the actual angles increasingly deviate from the targets (Fig.3b). Fig.3d-f show the stimulation (solid lines) and %maximum force that the muscles can produce (dash lines). The %maximum force decreases over time as the stimulation induces muscular fatigue. Compared to *RL-ideal* (Fig.3d), *RL-vanilla* (Fig.3e) over stimulates and causes the rapid declines of the muscle forces. The declines in *RL-GSSM* and *RL-ideal* cases are at the same rate in average. *RL-GSSM*'s stimulation has small noises along the session.

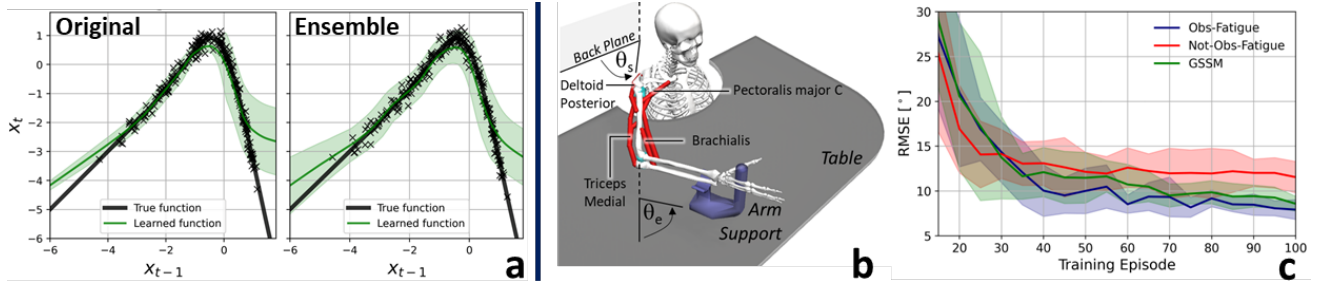


Fig. 2. (a) The learnt kink function of the (left) original GSSM and (right) the GSSM with RP-Ensemble transition function. (b) Neuromechanical model of planar arm movement built in OpenSim. (c) The control performances evaluated along the training. The shades show the standard deviations of 10 runs.

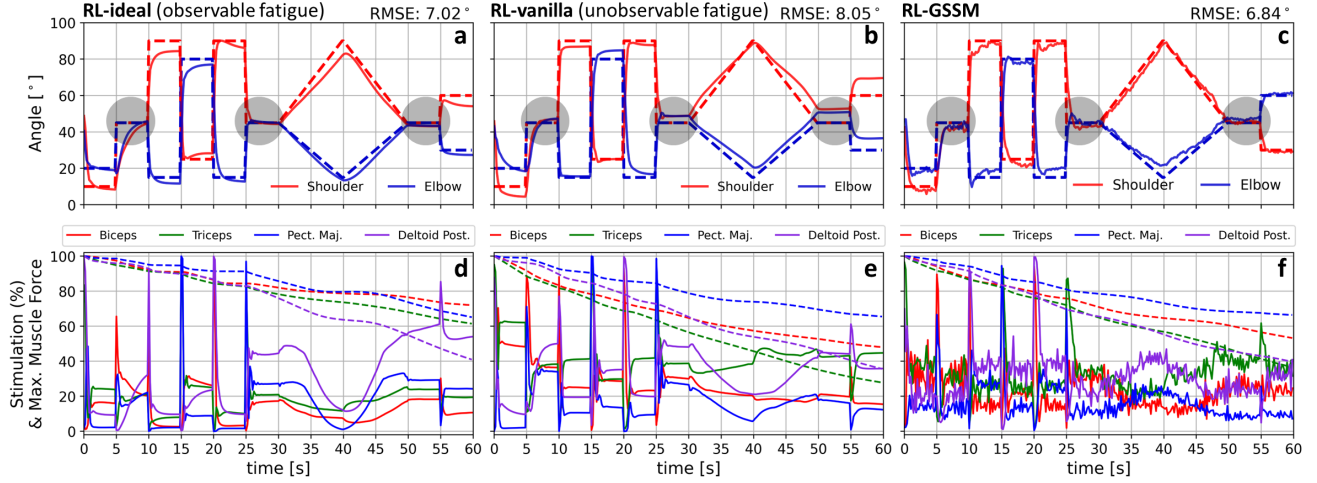


Fig. 3. Control behaviours in tracking an arbitrary target trajectory. (a-c) The plots showing the targets (dash) and the actual angles (solid) are achieved in (a) *RL-ideal*, (b) *RL-vanilla*, and (c) *RL-GSSM* cases. (d-f) %maximum stimulation that the RL agents apply on the muscles (solid) and %maximum forces that the muscles can produce (dash). The %maximum forces decrease in response to the muscular fatigue induced by the stimulation.

#### IV. CONCLUSIONS

We present a AI-based approach for controlling FES under progressive muscular fatigue. Our RL-GSSM approach uses RL to learn the control policies and GSSM, modified to address the overconfidence issue, to provide Markovian state-representations to the RL. We demonstrate our approach to controlling arbitrary planar arm movements using a detailed neuromechanical model. We show that our RL-GSSM can achieve and maintain its control performances at the same level as the ideal case where the fatigue is observable.

#### REFERENCES

- [1] N. Wannawas, M. Subramanian, and A. A. Faisal, "Neuromechanics-based deep reinforcement learning of neurostimulation control in fes cycling," in *Intl. IEEE/EMBS Conf. on Neural Engineering (NER)*, 2021.
- [2] A. Anand *et al.*, "A deep reinforcement learning based approach towards generating human walking behavior with a neuromuscular model," in *19th Intl. Conf. on Humanoid Robots*, 2019.
- [3] P. Thomas *et al.*, "Creating a reinforcement learning controller for functional electrical stimulation of a human arm," in *14th Yale Workshop on Adaptive and Learning Systems*, 2008.
- [4] K. M. Jagodnik *et al.*, "Human-like rewards to train a reinforcement learning controller for planar arm movement," *IEEE Trans on Human-Machine Systems*, vol. 46, pp. 723–733, 10 2016.
- [5] D. N. Wolf, Z. A. Hall, and E. M. Schearer, "Model learning for control of a paralyzed human arm with functional electrical stimulation," in *IEEE Intl. Conf. on Robotics and Automation (ICRA)*, 2020, p. 10148.
- [6] N. Wannawas, A. Shafti, and A. A. Faisal, "Neuromuscular reinforcement learning to actuate human limbs through fes," in *IFESS22*, 2022.
- [7] J. Abreu *et al.*, "Deep reinforcement learning for control of time-varying musculoskeletal systems with high fatigability: a feasibility study," in *IEEE Trans. Neural Sys. and Rehab. Eng.*, 2022.
- [8] B. Woods, M. Subramanian, A. Shafti, and A. A. Faisal, "Mechanomyography based closed-loop functional electrical stimulation cycling system," in *7th IEEE Intl. Conf. on Biomed. Robotics and Biomechanics*, vol. 2018-Augus. IEEE, 8 2018, pp. 179–184.
- [9] M. Islam *et al.*, "Mechanomyography responses characterize altered muscle function during electrical stimulation-evoked cycling in individuals with spinal cord injury," *Clinical Biomechanics*, vol. 58, 2018.
- [10] J. Naeem *et al.*, "Electrical stimulator with mechanomyography-based real-time monitoring, muscle fatigue detection, and safety shut-off: A pilot study," *Biomedizinische Technik*, vol. 65, 2020.
- [11] E. Krueger *et al.*, "Neuromuscular fatigue detection by mechanomyography in people with complete spinal cord injury," *Research on Biomedical Engineering*, vol. 36, pp. 203–212, 2020.
- [12] A. J. Del-Ama, Ángel Gil-Agudo, J. L. Pons, and J. C. Moreno, "Hybrid fes-robot cooperative control of ambulatory gait rehabilitation exoskeleton," *J. NeuroEngineering and Rehabilitation*, vol. 11, 2014.
- [13] K. H. Ha *et al.*, "An approach for the cooperative control of fes with a powered exoskeleton during level walking for persons with paraplegia," *IEEE Trans on Neural Sys. and Rehab. Eng.*, vol. 24, 2016.
- [14] R. G. Krishnan, U. Shalit, and D. Sontag, "Structured inference networks for nonlinear state space models," in *AAAI*, 2017.
- [15] I. Osband, J. Aslanides, and A. Cassirer, "Randomized prior functions for deep reinforcement learning," in *NIPS*, 2018.
- [16] T. Haarnoja *et al.*, "Soft actor-critic algorithms and applications," *arXiv:1812.05905v2 [cs.LG]*, 2019.
- [17] A. D. Ialongo *et al.*, "Overcoming mean-field approximations in recurrent gaussian process models," in *36th ICML*, 2019.