

DESIGNING BERT FOR CONVOLUTIONAL NETWORKS: SPARSE AND HIERARCHICAL MASKED MODELING

Keyu Tian^{1,2},
Chen Lin³,

¹Peking University

keyutian@stu.pku.edu.cn, {jiangyi.enjoy,diaoqishuai}@bytedance.com,

chen.lin@eng.ox.ac.uk, wanglw@pku.edu.cn, yuanzehuan@bytedance.com

Yi Jiang²,
Liwei Wang¹,

²Bytedance Inc.

Qishuai Diao²,
Zehuan Yuan²

³University of Oxford

ABSTRACT

We identify and overcome two key obstacles in extending the success of BERT-style pre-training, or the masked image modeling, to convolutional networks (convnets): (i) convolution operation cannot handle irregular, random-masked input images; (ii) the single-scale nature of BERT pre-training is inconsistent with convnet’s hierarchical structure. For (i), we treat unmasked pixels as sparse voxels of 3D point clouds and use sparse convolution to encode. This is the first use of sparse convolution for 2D masked modeling. For (ii), we develop a hierarchical decoder to reconstruct images from multi-scale encoded features. Our method called *Sparse masKed modeling (SparK)* is general: it can be used directly on any convolutional model without backbone modifications. We validate it on both classical (ResNet) and modern (ConvNeXt) models: on three downstream tasks, it surpasses both state-of-the-art contrastive learning and transformer-based masked modeling by similarly large margins (around +1.0%). Improvements on object detection and instance segmentation are more substantial (up to +3.5%), verifying the strong transferability of features learned. We also find its favorable scaling behavior by observing more gains on larger models. All this evidence reveals a promising future of generative pre-training on convnets. Codes and models are released at <https://github.com/keyu-tian/SparK>.

1 INTRODUCTION

The pretrain-finetune paradigm in natural language processing (NLP), popularized by BERT (Devlin et al., 2018; Clark et al., 2020; Dong et al., 2019) and GPT (Radford et al., 2019; Brown et al., 2020), is remarkably effective and thus long envied by our vision community. It is the emerging masked image modeling (Bao et al., 2021; He et al., 2021; Xie et al., 2021; Chen et al., 2022) initially extends the success of BERT *from language transformers to vision transformers* (ViTs). A bold move that increases the mask ratio to a staggering level (60~75%) is largely credited with this success (He et al., 2021; Xie et al., 2021). And the field of visual self-supervised learning on ViTs (Dosovitskiy et al., 2020; Liu et al., 2021) has now shifted from contrastive learning (Chen et al., 2021; Grill et al., 2020; Caron et al., 2021) to BERT-style masked modeling or a fusion of them (Zhou et al., 2021).

Nonetheless, extending the success of BERT pre-training *from transformers to convolutional networks* (convnets) is a wonderful, but unrealized vision. The pioneering work (Pathak et al., 2016; Zhang et al., 2017) preceded BERT but performed much worse than supervised pre-training. There have been efforts over the past year trying to port BERT to convnets, yet eventually compromise on proposing a non-convolutional model (Gao et al., 2022) or non-masked modeling (Fang et al., 2022). One may therefore ask: *what exactly is preventing the application of BERT to convnets?*

We try to conclude that in essence, the difficulty is rooted in the *gap* between language and vision in terms of data processing (Bateman, 2014; He et al., 2021). Typical NLP models like recurrent networks or transformers process text as a variable-length sequence of words (well-defined semantic units), while convnets have to recognize objects of different sizes from raw pixels (like “units” at different scales). This huge disparity rises two challenges: **(i) Removing the information of masked “words” is difficult for convnets.** For ViTs, an input image is divided into several non-overlapping

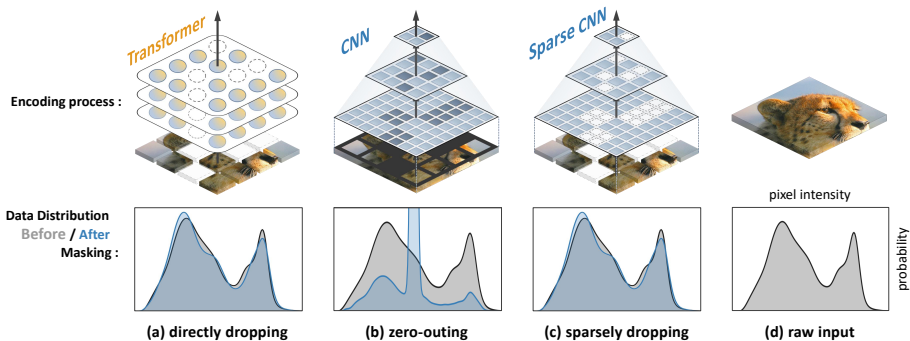


Figure 1: **Different masking strategies** with pixel intensity histograms plotted before (in gray) and after (blue) masking. (b) is a straightforward idea to apply masked modeling to convnets, which results in a distribution shift. (a) illustrates MAE (He et al., 2021) that has no such side effect thanks to the transformer’s ability to process variable-length input. We propose (c) to adapt convnets to irregular masked input without a distribution shift.

patches. Simply dropping masked patches or replacing them with mask tokens can remove the information. This ease relies on the transformer being able to handle *irregular (variable-length)* and *non-overlapping* patches, thus cannot be achieved on convnets as they not only operate on *regular* grids, but also perform sliding window *with overlapping*. One may zero-out all masked pixels and feed the “mosaic” into a convnet. This, however, leads to a severe data distribution shift (shown in figure 1) and other issues (discussed later in section 3.1 and figure 3), thus cannot be an ideal solution. **(ii) Single-scale algorithm cannot learn multi-scale (hierarchical) features.** Multi-scale structures have long been a gold standard in computer vision, which allows visual processing systems like SIFT descriptors (Lowe, 1999; Bay et al., 2006) and pyramid networks (He et al., 2015; Lin et al., 2017) to cope with changes in object scale. In contrast, masked modeling from NLP originally works in a single-scale manner. Applying it directly on convnets will miss the advantage of model hierarchy.

In this work, we clear the hurdles above and make BERT suitable for convnet by proposing **SparK** masked modeling with hierarchy (SparK). It first randomly masks images in a patch-wise manner. Observing the sparse nature of point clouds coincides with these unmasked patches, we treat them as a flattened 3D point cloud and use sparse convolution for encoding. This strategy accurately eliminates the information of masked parts whilst allowing convnets to easily handle irregular masked images. For decoding, we fill in all empty positions on the multi-scale features with mask embeddings, and feed them into a multi-scale decoder. This way, we can embrace the advantage of convnet’s hierarchy.

SparK is a general method that does not limit the specific encoder to be pre-trained. We test it with two representative convnet families: classical ResNets (He et al., 2016) and modern ConvNeXts (Liu et al., 2022). All models benefit from SparK, with more gains on larger models that demonstrates its favorable scaling ability. On standard downstream tasks (classification, object detection and instance segmentation), convnet-based SparK outperforms both (i) state-of-the-art contrastive learning and (ii) transformer-based masked modeling by similarly large margins (around +1.0%). The improvements over COCO baselines are more significant than those on ImageNet (up to +3.5%), indicating the representations learned by SparK are highly transferable. To summarize, SparK provides:

- The first BERT-style pre-training method that can be used directly on any convnets without backbone modifications, overcoming their inability to handle irregular masked inputs.
- The insights into designing generative pre-training for convnets, *e.g.*, the first use of sparse convolution for masked image modeling, and the hierarchical design for BERT-style pre-training.
- A leap in convnet’s performance across downstream tasks (up to +3.5 points), showing the promise of extending the success of transformer’s pretrain-finetune paradigm to convnets.

The computer vision community has recently paid more attention to vision transformers, while convnets no longer appear in the spotlight (Liu et al., 2021; He et al., 2021). Nonetheless, these neural networks that condense the essence (scale- and translation-equivariant; locality; weight-sharing; hardware-friendly) of many classical vision processing systems (Lowe, 1999; Csurka et al., 2004; Farabet et al., 2010) still play an irreplaceable role in tackling a wide range of real-world tasks that

are more challenging or structural than classification (Liu et al., 2017; Jaderberg et al., 2015; Liu et al., 2022). We hope SparK’s inspiring performance will prompt us to revisit convnets as generic backbones, and inspire more future arts in exploiting convnet’s potential via generative pre-training.

2 RELATED WORK

2.1 HIERARCHICAL VISUAL PROCESSING SYSTEMS

Hierarchical structure is acknowledged as a gold standard for visual representation systems. Many fundamental handcrafted feature descriptors (Lowe, 1999; Bay et al., 2006; Rublee et al., 2011) extract multi-scale visual representations via scale-space extremum on feature pyramid (say, octave). The crux behind this hierarchical design is to extract scale-invariant (or equivariant) features, thus, allows the system to cope with varying object sizes (scales). Widely used in visual tasks (Yang et al., 2009; Felzenszwalb et al., 2008), these descriptors also motivate the design principles of convolutional networks (He et al., 2016; Tan & Le, 2019; Liu et al., 2022). Some recent arts also elaborately design hierarchical modules that allow the information aggregation at different granularities to better tackle detection and segmentation tasks using convnets (Long et al., 2015; Lin et al., 2017; Liu et al., 2016).

2.2 RECENT PROGRESS ON VISUAL SELF-SUPERVISED LEARNING

Recently, the contrastive learning formulates self-supervise learning as an instance classification task (Van den Oord et al., 2018; He et al., 2020; Chen et al., 2020a). Efforts have been made (Grill et al., 2020; Caron et al., 2020; Chen & He, 2021) to overcome the core issue of mode collapse. More advanced methods are developed since then (Tian et al., 2020; Zbontar et al., 2021; Chen et al., 2021; Caron et al., 2021), and this line of work had dominated the area of visual unsupervised learning until masked generative pre-training along with the vision transformer architecture came into view.

Masked image modeling, inspired by the recent success of masked language modeling in natural language processing (NLP) (Devlin et al., 2018; Liu et al., 2019), has attracted growing interest for visual pre-training. The pioneering work (Bao et al. (2021)) pre-trains vision transformers by learning to predict token indices of masked patches. He et al. (2021) ingeniously takes advantage of transformer’s ability to handle variable-length inputs and implements an efficient and scalable method. Both He et al. (2021) and Xie et al. (2021) regress raw RGBs to simplify the pre-training, while Wei et al. (2022) selects HOG (Dalal & Triggs, 2005) as targets due to their rich semantics. Gao et al. (2022) designs a transformer with a heavier patchifier to perform masked modeling. So far, enormous studies have successfully verified the efficacy of these algorithms on vision transformers (Zhou et al., 2021; Chen et al., 2022; Fang et al., 2022). However, on the other hand, their methodology is almost the same as that in NLP (Devlin et al., 2018; Liu et al., 2019), and is therefore difficult to be used for hierarchical convolutional models – on convnets, contrastive learning still remains state-of-the-art.

2.3 SPARSE CONVOLUTION FOR VISUAL REPRESENTATION

Convolution is widely used in 2D computer vision (Dalal & Triggs, 2005; He et al., 2016), which typically performs sliding window on regular grids (pixels). When facing with 3D point clouds, this operator quickly becomes unaffordable due to the cubic increasing number of grids (voxels). Considering point clouds are highly sparse and irregular, one can skip all empty voxels for speed. This motivates the **sparse convolution** (sparseconv) (Liu et al., 2015), which is heavily used in modern convnets for 3D visual tasks (Zhou & Tuzel, 2018; Sindagi et al., 2019). Minkowski Engine (Choy et al., 2019) is one of the most common sparseconv frameworks. Some prior arts (Verelst & Tuytelaars, 2020) also tried to introduce sparseconv for faster 2D visual understanding. And in this work, we have observed the similarity between 3D point clouds and 2D masked images in BERT-style pre-training. We thus use sparseconv, for the first time, with the purpose of “facilitating the adaptation of convnet to BERT masked modeling”, rather than of “speeding up the computation of convolution”.

3 APPROACH

Illustrated in figure 2, our SparK framework aims to pre-train a convolutional network encoder via hierarchical masked image modeling – masking a portion of image and learning to recover it. We are

going to detail SparK by introducing a sparse masking strategy (section 3.1), a hierarchical encoder-decoder architecture (section 3.2), and the optimization target of SparK pre-training (section 3.3).

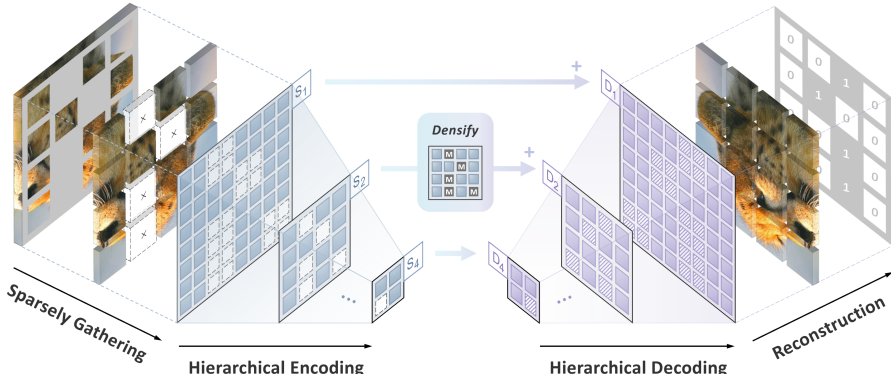


Figure 2: **Sparse masked modeling with hierarchy.** To adapt convolution to irregular masked input, visible patches are gathered into a sparse image and encoded by sparse convolution. To pre-train a hierarchical encoder, we employ a UNet-style architecture to decode multi-scale sparse feature maps, where all empty positions are filled with mask embedding. This “densifying” is necessary to reconstruct a dense image. Only the regression loss on masked patches will be optimized. After pre-training, only the encoder is used for downstream tasks.

3.1 SPARSELY GATHERING UNMASKED PATCHES

We start by the patch-wise masking strategy widely used in masked image modeling. An image is divided into several non-overlapping square patches, each of which will then be masked independently with a given probability called mask ratio. The key to a masked image modeling algorithm is how to eliminate the pixel information from these masked patches.

Previous transformer-based masked modeling can easily eliminate the information by directly removing masked patches or replacing them with a mask token. This ease relies on the fact that vision transformers are born to handle *irregular* (variable-length) input and operate on *non-overlapping* image patches. Since convnexts cannot do this, new approaches have to be sought. A straightforward idea is to set all masked pixels to zero and feed this image to a convnet. This, however, has three evident shortcomings: (i) the computation on masked regions is redundant; (ii) it would disturb the data distribution of pixel values, as illustrated in figure 1; (iii) the patterns on mask maps will vanish after applying several convolutions to this zero-out masked image. We examine problem (iii) in figure 3, where we also give our solution. Note that this problem is particularly acute when using modern deep convnets due to the large number of successive convolutional blocks.

To overcome the problems, we propose to sparsely gather all unmasked patches into a sparse image, and then use **sparse convolutions**¹ to encode it. This strategy: (i) ensures no information is leaked; (ii) can be applied directly to any convnet without backbone modifications; (iii) is efficient as sparse convolution computes only at visible places; (iv) solves the aforementioned issues of “pixel distribution shift” and “mask pattern vanishing”. As shown in figure 3, sparse convolution will skip all masked positions on sparse feature maps, and only computes at unmasked points. This helps to prevent the shape of the mask pattern from changing with convolution, thus ensures a consistent masking effect and ratio throughout all convolution layers. Another fact is that when fine-tuning, all sparse convolutional layers can be naturally reduced to ordinary dense ones. This is true because dense images are actually the special cases of sparse images that have no “holes”.

3.2 HIERARCHICAL ENCODING AND DECODING

By **“hierarchical” encoding**, we mean the encoder will generate a set of feature maps with different resolutions, namely different *scales*. Taking a ResNet-style model for example, it typically contains 4 stages each with a series of convolutional blocks and a downsampling module. The feature resolution is downsampled by a factor of 2 after every stage. For an image shaped as $H \times W$, a ResNet-50

¹By “sparse convolution”, we mean the *submanifold sparse convolution* that computes only when the kernel center covers a non-empty element. Please refer to [Graham & van der Maaten \(2017\)](#) for more details.

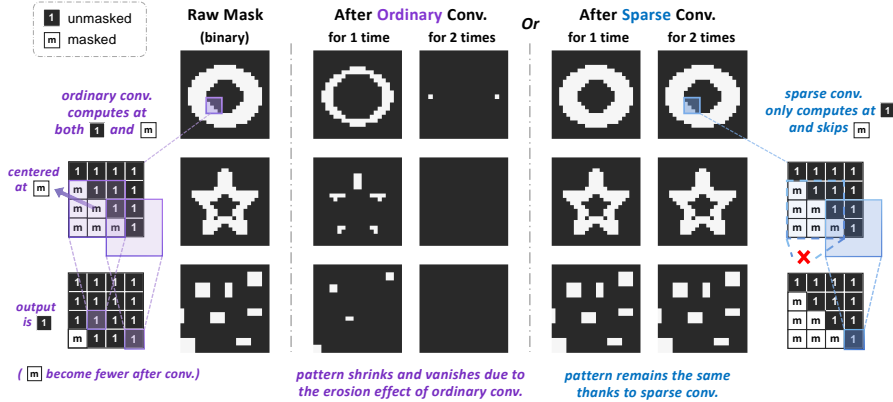


Figure 3: Using sparse convolution to address “mask pattern vanishing” issue. Three mask examples are shown. As in left, when computing ordinary “dense” convolution centered at a zero (masked) position, the result would be non-zero if the filter covers any non-zero (unmasked) points. Repeating this convolution will *erode* masked regions (zero positions) and *dilate* the unmasked ones, leading to the vanishing problem. We use sparse convolution to overcome this undesired property by skipping all masked positions and keeping the mask pattern.

produces feature maps at 4 scales with resolutions of $\frac{H}{4} \times \frac{W}{4}$, $\frac{H}{8} \times \frac{W}{8}$, $\frac{H}{16} \times \frac{W}{16}$, and $\frac{H}{32} \times \frac{W}{32}$. Let S_1, S_2, S_3 , and S_4 be these sparse features, respectively. They will be used to decode.

Overall, the decoder follows the design of UNet (Ronneberger et al., 2015). We use a relatively light decoder that contains three successive blocks $\{\mathcal{B}_3, \mathcal{B}_2, \mathcal{B}_1\}$ with upsampling layers. Before reconstructing a dense image, it is necessary to *fill in* all the empty positions on sparse feature maps. This is called “**densifying**”. Taking the smallest sparse feature S_4 as example, all empty positions (inactive sites) on S_4 are filled with a mask embedding $[M_4]$ to get a dense feature S'_4 . A projection layer ϕ_4 is applied then, in case encoder and decoder have different network widths:

$$D_4 = \phi_4(S'_4). \tag{1}$$

So D_4 is the input of decoder’s first block \mathcal{B}_3 . It has the same resolution of S_4 with $\frac{H}{32} \times \frac{W}{32}$. Similarly, we can get D_3, D_2 , and D_1 (with shapes of $\frac{H}{16} \times \frac{W}{16}$, $\frac{H}{8} \times \frac{W}{8}$, $\frac{H}{4} \times \frac{W}{4}$) via:

$$D_i = \mathcal{B}_i(D_{i+1}) + \phi_i(S'_i) \quad (\forall i \in \{3, 2, 1\}). \tag{2}$$

Note that four different mask embeddings $[M_{4-1}]$ and projection layers ϕ_{4-1} are required: they belong to different scales, and may have different network widths. The final output of decoder is D_1 .

3.3 OPTIMIZATION TARGET AND TRANSFERRING TO DOWNSTREAM

To reconstruct an image from D_1 , a head module h is needed, which should include two more upsampling layers to reach the original resolution of input $H \times W$. As for the reconstruction target, we choose per-patch normalized pixels as targets with an L^2 -loss, and calculate errors only on masked positions. These designs have been proven to facilitate models to learn more informative features in He et al. (2021), and are also verified by the ablation study later in section 4.5.

After pre-training, we discard the decoder and only use the encoder for downstream tasks. When fine-tuning, the pre-trained sparse encoder can be directly generalized to dense images without any tuning, due to the fact that dense input is a special case of the sparse, where every position is active.

4 EMPIRICAL RESULTS

4.1 IMPLEMENTATION DETAILS

Components. SparK can use any convolutional network as the encoder, without any special design of the backbone architecture. We implement SparK with two of the most representative convnet families: classical ResNets (He et al., 2016) and modern ConvNeXts (Liu et al., 2022). One can easily test SparK on other convolutional architectures as well. As for the mask embeddings $[M_{4-1}]$, we

implement them as random-initialized learnable feature vectors. For decoding, we use a lightweight UNet decoder. See Appendix A for its detailed structure. Positional embeddings are not used since convnet already encodes the spatial information. We also test this in the ablation study (section 4.5).

Simple implementation of pre-training. For simplicity the same hyperparameters are used for all architectures (ResNets, ConvNeXts) and model sizes, even though tuning each may improve our fine-tuning performance at face value. All models are pre-trained with 1.28 million unlabeled images from ImageNet-1K (Deng et al., 2009) training set for 1600 epochs. Only the minimal augmentation is required (random cropping and horizontal flipping). We use the same mask patch size (32) and ratio (60%) as in SimMIM (Xie et al., 2021). We train with a LAMB optimizer (You et al., 2019), a batch size of 4096, and a cosine-annealing learning rate with peak value = $0.0002 \times \text{batch.size}/256$.

Fine-tuning. We use the official implementations of ResNet (Wightman et al., 2021), MoCoV2 (Chen et al., 2020b), and ConvNeXt (Liu et al., 2022) to fine-tune. See Appendix C and D for recipes.

4.2 IMAGENET EVALUATION

Performance comparison with self-supervised transformers. We first validate SparK on ImageNet (Deng et al., 2009) with the pure convolutional model ConvNeXt (Liu et al., 2022). Smaller models {ViT, Swin, ConvNeXt}-S and the bigger ones {ViT, Swin, ConvNeXt}-B are compared separately. By comparing the results vertically in table 1, one can find the convolutional models, with SparK pre-training, overwhelmingly outperform transformer-based pre-training methods by large margins (+0.7~2.7), though SparK neither employs external models (DALL-E dVAE (Ramesh et al., 2021)), nor profits from advanced (MIM+CL) pre-training. This is somewhat surprising since transformers are well-known data-hungry models with much less inductive bias than convnets, and therefore are considered to benefit more from large-scale self-supervised training. The result here conveys a new message: convnets may have much more potential than expected, and their capability in visual representation may not be inferior to that of transformers. The key depends on how to use powerful pre-training algorithms (*e.g.*, SparK – masked modeling) to turn this *potential* into *capability*.

Efficiency. Similar to MAE (He et al., 2021), SparK has the advantage of encoding efficiency, especially compared to contrastive learning that encodes two or more images in a forward pass. For instance, DINO and iBOT by default (Caron et al., 2021; Zhou et al., 2021) use multi-crop with 2 global crops of 224×224 and 10 locals of 96×96 , leading to $2 + 10 (96/224)^2 \approx 3.8$ times the cost of single image encoding. In contrast, SparK requires only 40% of the theoretical overhead thanks to the sparsity of masked input: 60% of patches are masked, and sparse convolution only processes the rest. In practice, we found a sparse ResNet-50 can save ~23% memory footprint (26.4 GB *vs.* 34.5 GB for single batch size of 128). This allows us to train it on a 32GB Tesla V100, which otherwise is impossible for non-sparse pre-training. The efficiency also helps SparK scale up more easily.

4.3 TRANSFERRING TO DOWNSTREAM TASKS

Previous results on ImageNet classification have exposed the potential of SparK pre-training. In this part we further evaluate the representation quality on fundamental downstream tasks, including object detection and instance segmentation on COCO (Lin et al., 2014). These tasks are challenging, serving as professional feature evaluators because they place higher demands than classification: models need to predict not only *what*, but also *where* the objects (instances) are. Here, we consider two different settings: comparison with self-supervised vision transformers, and then with convolutional networks. In all COCO experiments, we do not use advanced techniques such as multi-scale testing, large-scale jittering augmentation and soft-NMS. For more details on fine-tuning, see Appendix C and D.

Performance vs. self-supervised transformers. Table 2 compares the fine-tuning results on three downstream tasks: classification (Cls.), object detection (Det.), and instance segmentation (Seg.). Among all self-supervised methods, SparK is the best performer and the only one that pre-trains a convnet. Even when compared to the strongest SimMIM (Xie et al., 2021) with swin-transformer, SparK still yields superior results by +0.8, +0.8, +0.7 on three tasks respectively. It is particularly

²“Effective epoch” takes into account the total amount of images processed in pre-training. For instance, a typical contrastive learning encodes two images per forward pass, so the effective epoch is twice the literal value.

worth noting that without pre-training, ConvNeXt-B and Swin-B perform *similarly*. This indicates that the gains are *indeed* due to our SparK pre-training rather than the backbone difference.

Overall, it can also be seen that our approach exhibits the highest improvements over supervised baselines in table 2 (up to +3.5%). All these observations are consistent with those in section 4.2 and once again validate that the BERT-style pre-training on convolutional networks is promising.

Performance vs. self-supervised convnets. We then compare SparK to state-of-the-art convolutional contrastive learning methods. In table 3, all *contrastive* methods are basically on par with supervised pre-training. While SparK, the first *generative* pre-training method for hierarchical convnets, performs significantly better than them across all downstream tasks by +0.5~1.2 points. In particular, SparK does not rely on sophisticated augmentations which have proven to be essential for contrastive learning (Chen et al., 2020a; Tian et al., 2020). We attribute these superior results to the fact that generative pre-training (SparK) can inherently provide more supervisory signals than discriminative methods: it optimizes a reconstruction loss, a form of regression loss, which is considered to be more dense and localized than contrastive learning’s instance classification loss.

Feature transferability. An intriguing phenomenon in table 2 and 3 is that the improvements over supervised baselines are more significant on COCO tasks than on ImageNet (+3.5 for ConvNet and +2.7 for ResNet). Notice there are several key differences between these two datasets: (i) the image resolution of COCO is much higher than that of ImageNet; (ii) most images in ImageNet are object-centric, while COCO images usually contain multiple disorganized objects. This *domain gap* poses a challenge for transfer learning, and SparK is demonstrated able to face it. This shows SparK can learn highly transferable features through the BERT-style generative pre-training.

4.4 SCALING UP SPARK

We gradually scale up the model size or training resolution and test SparK’s performance. Results are reported in table 4, where we quote the accuracy of supervised baselines from Wightman et al. (2021) (the latest ResNet baselines) and Liu et al. (2022) (ConvNeXt) as “Baseline Acc.”. As shown in the last column in table 4, one can observe that with our SparK pre-training, *all* models except ResNet-50 achieve performance on par with their non-pretrained versions of larger sizes. Such a qualitative leap indicates SparK can push a convnet to the “next level” in terms of representation capability. Comparing the results horizontally, SparK improves all supervised baselines by large margins of +0.8~1.7, verifying such a *self-supervised* learning can make better use of model capacity than *supervised* pre-training in this evaluation. Overall, the results demonstrate a favorable scaling ability of SparK as larger models benefit more. The steady gains across classical and modern architectures also make us believe SparK can boost many other state-of-the-art convolutional networks like VAN (Guo et al., 2022), RepLKNet (Ding et al., 2022), and InternImage (Wang et al., 2022).

4.5 ABLATION STUDY

In this study, we gradually ablate the components in SparK framework and check the corresponding performance respectively. ImageNet fine-tuning results of each SparK’s variants are listed in table 5.

Core designs. We first remove the two most important designs in SparK: sparse masking strategy and hierarchical architecture. By replacing our sparse strategy with the zero-outing discussed in section 3.1, we observe a noticeable performance degradation in row 3 of table 5 that almost *reaches* the supervised baseline. This suggests the issues raised by zero-outing (like data distribution shift in figure 1 and mask pattern vanish in figure 3) can lead to ineffective pre-training. We then remove the hierarchical design (row 4), which results in a *single-scale* masked modeling that is commonly used for transformers (Devlin et al., 2018; Bao et al., 2021; He et al., 2021; Xie et al., 2021). It only uses the features at the end of encoder to reconstruct. This modification is shown to impair the fine-tuning performance as well. In sum, both sparse strategy and hierarchy design play key roles in SparK.

Other components. In addition, we find adding absolute positional embeddings (row 5) is practically useless for learning convolutional representations. We also observe calculating loss values only on masked patches gives higher accuracy (row 6), which is consistent with He et al. (2021). Finally and reasonably, our SparK benefits from longer pre-training as verified in row 7.

4.6 VISUALIZATION

We visualize some reconstruction results to check how the model performs in pre-training. From figure 4 we can see that the model is able to make different but plausible predictions on masked regions (e.g., in the 2-nd column). In the 4-th and 6-th columns, the model can almost reconstruct the round shape of red fruits from the very small portion of exposed edges. The clear texture in the 3-rd column also shows the model can capture the visual signals with medium or high frequencies.




Figure 4: **Reconstruction examples by a pre-trained ConvNeXt-Base with a mask ratio of 60%**. Images are randomly selected from ImageNet validation set. Several interesting regions are highlighted.

5 CONCLUSION

The NLP community has witnessed the rise and proliferation of masked modeling on *transformers*, followed by recent efforts to validate this paradigm on *vision transformers*. However, problems arise when trying to apply this transformer-specialized algorithm to convnets. This spurs us to take a deeper look at the fundamental differences between language and image processing, which motivates our solution. Observing the sparse nature of point clouds coincides with masked images, we propose to treat unmasked patches as sparse voxels and use sparse convolution to encode them. We also employ a hierarchical decoder to make full use of the advantage of convnet’s hierarchy. Our SparK makes masked modeling well suited for any convnet, and brings a performance leap on downstream tasks. A promising future of BERT-style pre-training on convnets has been initially shown. We hope our exploration and discovery will inspire more work to exploit the potential of convnets by generative pre-training, and thus help our vision community better embrace the pretrain-finetune paradigm.

Table 1: **Comparing Spark and self-supervised transformers on ImageNet.** All methods pre-train on ImageNet-1K and fine-tune with the resolution of 224. Top-1 validation accuracy is reported, the best results are in bold. “Extra model” indicates whether DALL-E’s dVAE (trained on 250 million extra data) is used in pre-training. Entries with † are quoted from Zhou et al. (2021). ‡ is our reproduction using the official codes.

Pre-training method	PT task	Enc. cost	Extra model	Small backbone		Base backbone	
				Arch.	Acc.	Arch.	Acc.
<i>Vision Transformer Backbone</i>							
MoCov3 (Chen et al., 2021)	CL	5.0×		ViT-S	81.4	ViT-B	83.2
DINO (Caron et al., 2021)	CL	9.5×		ViT-S	82.0	ViT-B	82.8
BEiT (Bao et al., 2021)	MIM	2.5×	✓	ViT-S	81.4†	ViT-B	83.2
CIM (Fang et al., 2022)	MIM	2.5×	✓	ViT-S	81.6	ViT-B	83.3
CAE (Chen et al., 2022)	MIM	2.5×	✓	ViT-S	81.8	ViT-B	83.6
MAE (He et al., 2021)	MIM	0.6×		ViT-S	81.5‡	ViT-B	83.6
SimMIM (Xie et al., 2021)	MIM	2.5×		ViT-S	81.7	ViT-B	83.8
iBOT (Zhou et al., 2021)	MIM+CL	9.5×		ViT-S	82.3	ViT-B	84.0
SimMIM (Xie et al., 2021)	MIM	2.5×		Swin-S	83.4‡	Swin-B	84.0
<i>Convolutional Backbone</i>							
SparK (ours)	MIM	1×		ConvX-S	84.1	ConvX-B	84.8

Table 2: **Comparing convnet-based SparK with transformer-based self-supervised learning on downstream tasks.** On ImageNet, the same fine-tuning resolution of 224 is used. On COCO, Mask R-CNN with FPN is equally applied. All methods follow a 3× COCO schedule (36 epochs), while MAE fine-tunes longer (50 epochs). Average precisions of detection box (AP^{bb}) and segmentation mask (AP^{mk}) on val₂₀₁₇ are reported. ‡ is reproduced using the official codes, since Liu et al. (2022) only runs base model with Cascade R-CNN.

Pre-training method	Arch.	Eff. ² epoch	Cls. Acc.	Det.		Seg.	
				AP ^{bb}	AP ^{bb} ₇₅	AP ^{mk}	AP ^{mk} ₇₅
MoCov3 (Chen et al., 2021)	ViT-B	1600	83.2	47.9	–	42.7	–
BEiT (Bao et al., 2021)	ViT-B	800	83.2	49.8	–	44.4	–
Supervised (He et al., 2021)	ViT-B	300	82.3	47.9	–	42.9	–
MAE (He et al., 2021)	ViT-B	1600	83.6	50.3	–	44.9	–
<i>improvements over baseline</i>			+1.3	+2.4	–	+2.0	–
Supervised (Liu et al., 2021)	Swin-B	300	83.5	48.5	53.2	43.2	46.7
SimMIM (Xie et al., 2021)	Swin-B	800	84.0	50.4	55.5	44.4	47.9
<i>improvements over baseline</i>			+0.5	+1.9	+2.3	+1.2	+1.2
Supervised† (Liu et al., 2022)	ConvX-B	300	83.8	47.7	52.6	43.2	46.6
SparK (ours)	ConvX-B	1600	84.8	51.2	56.1	45.1	48.9
<i>improvements over baseline</i>			+1.0	+3.5	+3.5	+1.9	+2.3

Table 3: **ResNet-50 results on downstream tasks.** SparK is compared to state-of-the-art contrastive learning algorithms. For ImageNet, the same training recipe from Wightman et al. (2021) (300-epoch fine-tuning with 224 resolution) is used. For COCO, Mask R-CNN ResNet50-FPN is equally fine-tuned for 12 or 24 epochs (1× or 2×), with average precision on val₂₀₁₇ reported. SparK is highlighted as the only *generative* method.

Pre-training (on ResNet-50)	Pre-train task	Eff. epoch	Cls. (Acc.)	1× Schedule		2× Schedule	
				AP ^{bb}	AP ^{mk}	AP ^{bb}	AP ^{mk}
Supervised	–	–	79.8	38.9	35.4	41.3	37.3
SimSiam (Chen & He, 2021)	Contrastive	800	79.1	–	–	–	–
MoCo (He et al., 2020)	Contrastive	800	–	38.5	35.1	40.8	36.9
MoCov2 (Chen et al., 2020b)	Contrastive	1600	79.8	40.4	36.4	41.7	37.6
SimCLR (Chen et al., 2020a)	Contrastive	4000	80.0	–	–	–	–
InfoMin (Tian et al., 2020)	Contrastive	800	–	40.6	36.7	42.5	38.4
BYOL (Grill et al., 2020)	Contrastive	1600	80.0	40.4	37.2	42.3	38.3
SwAV (Caron et al., 2020)	Contrastive	1200	80.1	–	–	42.3	38.2
SparK (ours)	Generative	1600	80.6	41.6	37.7	43.4	39.4

Table 4: **Scaling up SparK with model size and training resolution.** ImageNet top-1 accuracy is reported. Absolute improvements over baselines are listed as Δ . The last column indicates whether *SparK*'s performance with a smaller model (e.g., 84.1 of ConvNeXt-S) reaches the *baseline* of a larger one (e.g., 83.8 of ConvNeXt-B).

Architecture	Reso.	#Para. (M)	FLOPs (G)	Baseline Acc.	SparK Acc.	Δ	Reach the next level
<i>Classical Architecture</i>							
ResNet-50	224	25.6	4.1	79.8	80.6	+0.8	✗
ResNet-101	224	44.5	7.9	81.3	82.2	+0.9	✓
ResNet-152	224	60.2	11.6	81.8	82.7	+0.9	✓
ResNet-200	224	64.7	15.1	82.1	83.1	+1.0	–
<i>Modern Architecture</i>							
ConvNeXt-Small	224	50.0	8.7	83.1	84.1	+1.0	✓
ConvNeXt-Base	224	89.0	15.4	83.8	84.8	+1.0	✓
ConvNeXt-Large	224	198	34.4	84.3	85.4	+1.1	–
ConvNeXt-Large	384	198	101	84.3	86.0	+1.7	–

Table 5: **The ablation study on the importance of each components in SparK.** Experiments are based on ConvNeXt-Small, with ImageNet validation accuracy reported. Our default setting is in row 2. Differences are highlighted in blue. “APE”: absolute positional embedding; “std.”: standard deviation of four experiments.

Method	Masking	Hierarchy	APE	Loss	Epoch	Acc.	Δ	std.
1 Not pretrained						83.1	-1.0	
2 SparK (ours)	sparse	✓	✗	masked only	1600	84.1	0.0	0.07
3 zero-outing	zero-outing	✓	✗	masked only	1600	83.2	-0.9	0.06
4 w/o hierarchy	sparse	✗	✗	masked only	1600	83.6	-0.5	0.04
5 w/ APE	sparse	✓	✓	masked only	1600	83.9	-0.2	0.10
6 w/ more loss	sparse	✓	✗	all	1600	83.3	-0.8	0.12
7 pre-train less	sparse	✓	✗	masked only	800	83.7	-0.4	0.05

REFERENCES

- Hangbo Bao, Li Dong, and Furu Wei. Beit: Bert pre-training of image transformers. *arXiv preprint arXiv:2106.08254*, 2021.
- John A Bateman. *Text and image: A critical introduction to the visual/verbal divide*. Routledge, 2014.
- Herbert Bay, Tinne Tuytelaars, and Luc Van Gool. Surf: Speeded up robust features. In *European conference on computer vision*, pp. 404–417. Springer, 2006.
- Tom Brown, Benjamin Mann, Nick Ryder, Melanie Subbiah, Jared D Kaplan, Prafulla Dhariwal, Arvind Neelakantan, Pranav Shyam, Girish Sastry, Amanda Askell, et al. Language models are few-shot learners. *Advances in neural information processing systems*, 33:1877–1901, 2020.
- Mathilde Caron, Ishan Misra, Julien Mairal, Priya Goyal, Piotr Bojanowski, and Armand Joulin. Unsupervised learning of visual features by contrasting cluster assignments. *Advances in Neural Information Processing Systems*, 33:9912–9924, 2020.
- Mathilde Caron, Hugo Touvron, Ishan Misra, Hervé Jégou, Julien Mairal, Piotr Bojanowski, and Armand Joulin. Emerging properties in self-supervised vision transformers. In *Proceedings of the IEEE/CVF International Conference on Computer Vision*, pp. 9650–9660, 2021.
- Kai Chen, Jiaqi Wang, Jiangmiao Pang, Yuhang Cao, Yu Xiong, Xiaoxiao Li, Shuyang Sun, Wansen Feng, Ziwei Liu, Jiarui Xu, et al. Mmdetection: Open mmlab detection toolbox and benchmark. *arXiv preprint arXiv:1906.07155*, 2019.
- Ting Chen, Simon Kornblith, Mohammad Norouzi, and Geoffrey Hinton. A simple framework for contrastive learning of visual representations. In *International conference on machine learning*, pp. 1597–1607. PMLR, 2020a.
- Xiaokang Chen, Mingyu Ding, Xiaodi Wang, Ying Xin, Shentong Mo, Yunhao Wang, Shumin Han, Ping Luo, Gang Zeng, and Jingdong Wang. Context autoencoder for self-supervised representation learning. *arXiv preprint arXiv:2202.03026*, 2022.
- Xinlei Chen and Kaiming He. Exploring simple siamese representation learning. In *Proceedings of the IEEE/CVF Conference on Computer Vision and Pattern Recognition*, pp. 15750–15758, 2021.
- Xinlei Chen, Haoqi Fan, Ross Girshick, and Kaiming He. Improved baselines with momentum contrastive learning. *arXiv preprint arXiv:2003.04297*, 2020b.
- Xinlei Chen, Saining Xie, and Kaiming He. An empirical study of training self-supervised vision transformers. In *Proceedings of the IEEE/CVF International Conference on Computer Vision*, pp. 9640–9649, 2021.
- Christopher Choy, JunYoung Gwak, and Silvio Savarese. 4d spatio-temporal convnets: Minkowski convolutional neural networks. In *Proceedings of the IEEE/CVF Conference on Computer Vision and Pattern Recognition*, pp. 3075–3084, 2019.
- Kevin Clark, Minh-Thang Luong, Quoc V Le, and Christopher D Manning. Electra: Pre-training text encoders as discriminators rather than generators. *arXiv preprint arXiv:2003.10555*, 2020.
- Gabriella Csurka, Christopher Dance, Lixin Fan, Jutta Willamowski, and Cédric Bray. Visual categorization with bags of keypoints. In *Workshop on statistical learning in computer vision, ECCV*, volume 1, pp. 1–2. Prague, 2004.
- Navneet Dalal and Bill Triggs. Histograms of oriented gradients for human detection. In *2005 IEEE computer society conference on computer vision and pattern recognition (CVPR'05)*, volume 1, pp. 886–893. Ieee, 2005.
- Jia Deng, Wei Dong, Richard Socher, Li-Jia Li, Kai Li, and Li Fei-Fei. Imagenet: A large-scale hierarchical image database. In *2009 IEEE conference on computer vision and pattern recognition*, pp. 248–255. Ieee, 2009.
- Jacob Devlin, Ming-Wei Chang, Kenton Lee, and Kristina Toutanova. Bert: Pre-training of deep bidirectional transformers for language understanding. *arXiv preprint arXiv:1810.04805*, 2018.
- Xiaohan Ding, Xiangyu Zhang, Jungong Han, and Guiguang Ding. Scaling up your kernels to 31x31: Revisiting large kernel design in cns. In *Proceedings of the IEEE/CVF Conference on Computer Vision and Pattern Recognition*, pp. 11963–11975, 2022.

- Li Dong, Nan Yang, Wenhui Wang, Furu Wei, Xiaodong Liu, Yu Wang, Jianfeng Gao, Ming Zhou, and Hsiao-Wuen Hon. Unified language model pre-training for natural language understanding and generation. *Advances in Neural Information Processing Systems*, 32, 2019.
- Alexey Dosovitskiy, Lucas Beyer, Alexander Kolesnikov, Dirk Weissenborn, Xiaohua Zhai, Thomas Unterthiner, Mostafa Dehghani, Matthias Minderer, Georg Heigold, Sylvain Gelly, et al. An image is worth 16x16 words: Transformers for image recognition at scale. *arXiv preprint arXiv:2010.11929*, 2020.
- Yuxin Fang, Li Dong, Hangbo Bao, Xinggang Wang, and Furu Wei. Corrupted image modeling for self-supervised visual pre-training. *arXiv preprint arXiv:2202.03382*, 2022.
- Clément Farabet, Berin Martini, Polina Akselrod, Selçuk Talay, Yann LeCun, and Eugenio Culurciello. Hardware accelerated convolutional neural networks for synthetic vision systems. In *Proceedings of 2010 IEEE International Symposium on Circuits and Systems*, pp. 257–260. IEEE, 2010.
- Pedro Felzenszwalb, David McAllester, and Deva Ramanan. A discriminatively trained, multiscale, deformable part model. In *2008 IEEE conference on computer vision and pattern recognition*, pp. 1–8. Ieee, 2008.
- Peng Gao, Teli Ma, Hongsheng Li, Jifeng Dai, and Yu Qiao. Convmae: Masked convolution meets masked autoencoders. *arXiv preprint arXiv:2205.03892*, 2022.
- Benjamin Graham and Laurens van der Maaten. Submanifold sparse convolutional networks. *arXiv preprint arXiv:1706.01307*, 2017.
- Jean-Bastien Grill, Florian Strub, Florent Altché, Corentin Tallec, Pierre Richemond, Elena Buchatskaya, Carl Doersch, Bernardo Avila Pires, Zhaohan Guo, Mohammad Gheshlaghi Azar, et al. Bootstrap your own latent—a new approach to self-supervised learning. *Advances in neural information processing systems*, 33: 21271–21284, 2020.
- Meng-Hao Guo, Cheng-Ze Lu, Zheng-Ning Liu, Ming-Ming Cheng, and Shi-Min Hu. Visual attention network. *arXiv preprint arXiv:2202.09741*, 2022.
- Kaiming He, Xiangyu Zhang, Shaoqing Ren, and Jian Sun. Spatial pyramid pooling in deep convolutional networks for visual recognition. *IEEE transactions on pattern analysis and machine intelligence*, 37(9): 1904–1916, 2015.
- Kaiming He, Xiangyu Zhang, Shaoqing Ren, and Jian Sun. Deep residual learning for image recognition. In *Proceedings of the IEEE conference on computer vision and pattern recognition*, pp. 770–778, 2016.
- Kaiming He, Haoqi Fan, Yuxin Wu, Saining Xie, and Ross Girshick. Momentum contrast for unsupervised visual representation learning. In *Proceedings of the IEEE/CVF conference on computer vision and pattern recognition*, pp. 9729–9738, 2020.
- Kaiming He, Xinlei Chen, Saining Xie, Yanghao Li, Piotr Dollár, and Ross Girshick. Masked autoencoders are scalable vision learners. *arXiv preprint arXiv:2111.06377*, 2021.
- Max Jaderberg, Karen Simonyan, Andrew Zisserman, et al. Spatial transformer networks. *Advances in neural information processing systems*, 28, 2015.
- Tsung-Yi Lin, Michael Maire, Serge Belongie, James Hays, Pietro Perona, Deva Ramanan, Piotr Dollár, and C. Lawrence Zitnick. Microsoft COCO: Common objects in context. In *ECCV*, 2014.
- Tsung-Yi Lin, Piotr Dollar, Ross Girshick, Kaiming He, Bharath Hariharan, and Serge Belongie. Feature pyramid networks for object detection. In *CVPR*, 2017.
- Baoyuan Liu, Min Wang, Hassan Foroosh, Marshall Tappen, and Marianna Pensky. Sparse convolutional neural networks. In *Proceedings of the IEEE conference on computer vision and pattern recognition*, pp. 806–814, 2015.
- Wei Liu, Dragomir Anguelov, Dumitru Erhan, Christian Szegedy, Scott Reed, Cheng-Yang Fu, and Alexander C Berg. Ssd: Single shot multibox detector. In *European conference on computer vision*, pp. 21–37. Springer, 2016.
- Yinhan Liu, Myle Ott, Naman Goyal, Jingfei Du, Mandar Joshi, Danqi Chen, Omer Levy, Mike Lewis, Luke Zettlemoyer, and Veselin Stoyanov. Roberta: A robustly optimized bert pretraining approach. *arXiv preprint arXiv:1907.11692*, 2019.
- Yun Liu, Ming-Ming Cheng, Xiaowei Hu, Kai Wang, and Xiang Bai. Richer convolutional features for edge detection. In *Proceedings of the IEEE conference on computer vision and pattern recognition*, pp. 3000–3009, 2017.

- Ze Liu, Yutong Lin, Yue Cao, Han Hu, Yixuan Wei, Zheng Zhang, Stephen Lin, and Baining Guo. Swin transformer: Hierarchical vision transformer using shifted windows. In *Proceedings of the IEEE/CVF International Conference on Computer Vision*, pp. 10012–10022, 2021.
- Zhuang Liu, Hanzi Mao, Chao-Yuan Wu, Christoph Feichtenhofer, Trevor Darrell, and Saining Xie. A convnet for the 2020s. *arXiv preprint arXiv:2201.03545*, 2022.
- Jonathan Long, Evan Shelhamer, and Trevor Darrell. Fully convolutional networks for semantic segmentation. In *Proceedings of the IEEE conference on computer vision and pattern recognition*, pp. 3431–3440, 2015.
- David G Lowe. Object recognition from local scale-invariant features. In *Proceedings of the seventh IEEE international conference on computer vision*, volume 2, pp. 1150–1157. Ieee, 1999.
- Deepak Pathak, Philipp Krahenbuhl, Jeff Donahue, Trevor Darrell, and Alexei A Efros. Context encoders: Feature learning by inpainting. In *Proceedings of the IEEE conference on computer vision and pattern recognition*, pp. 2536–2544, 2016.
- Alec Radford, Jeffrey Wu, Rewon Child, David Luan, Dario Amodei, Ilya Sutskever, et al. Language models are unsupervised multitask learners. *OpenAI blog*, 1(8):9, 2019.
- Aditya Ramesh, Mikhail Pavlov, Gabriel Goh, Scott Gray, Chelsea Voss, Alec Radford, Mark Chen, and Ilya Sutskever. Zero-shot text-to-image generation. In *International Conference on Machine Learning*, pp. 8821–8831. PMLR, 2021.
- Olaf Ronneberger, Philipp Fischer, and Thomas Brox. U-net: Convolutional networks for biomedical image segmentation. In *International Conference on Medical image computing and computer-assisted intervention*, pp. 234–241. Springer, 2015.
- Ethan Rublee, Vincent Rabaud, Kurt Konolige, and Gary Bradski. Orb: An efficient alternative to sift or surf. In *2011 International conference on computer vision*, pp. 2564–2571. Ieee, 2011.
- Vishwanath A Sindagi, Yin Zhou, and Oncel Tuzel. Mvx-net: Multimodal voxelnet for 3d object detection. In *2019 International Conference on Robotics and Automation (ICRA)*, pp. 7276–7282. IEEE, 2019.
- Mingxing Tan and Quoc V Le. Efficientnet: Rethinking model scaling for convolutional neural networks. *arXiv preprint arXiv:1905.11946*, 2019.
- Yonglong Tian, Chen Sun, Ben Poole, Dilip Krishnan, Cordelia Schmid, and Phillip Isola. What makes for good views for contrastive learning? *Advances in Neural Information Processing Systems*, 33:6827–6839, 2020.
- Aaron Van den Oord, Yazhe Li, and Oriol Vinyals. Representation learning with contrastive predictive coding. *arXiv e-prints*, pp. arXiv–1807, 2018.
- Thomas Verelst and Tinne Tuytelaars. Dynamic convolutions: Exploiting spatial sparsity for faster inference. In *Proceedings of the IEEE/CVF Conference on Computer Vision and Pattern Recognition*, pp. 2320–2329, 2020.
- Wenhai Wang, Jifeng Dai, Zhe Chen, Zhenhang Huang, Zhiqi Li, Xizhou Zhu, Xiaowei Hu, Tong Lu, Lewei Lu, Hongsheng Li, et al. Internimage: Exploring large-scale vision foundation models with deformable convolutions. *arXiv preprint arXiv:2211.05778*, 2022.
- Chen Wei, Haoqi Fan, Saining Xie, Chao-Yuan Wu, Alan Yuille, and Christoph Feichtenhofer. Masked feature prediction for self-supervised visual pre-training. In *Proceedings of the IEEE/CVF Conference on Computer Vision and Pattern Recognition*, pp. 14668–14678, 2022.
- Ross Wightman, Hugo Touvron, and Hervé Jégou. Resnet strikes back: An improved training procedure in timm. *arXiv preprint arXiv:2110.00476*, 2021.
- Yuxin Wu, Alexander Kirillov, Francisco Massa, Wan-Yen Lo, and Ross Girshick. Detectron2. <https://github.com/facebookresearch/detectron2>, 2019.
- Zhenda Xie, Zheng Zhang, Yue Cao, Yutong Lin, Jianmin Bao, Zhuliang Yao, Qi Dai, and Han Hu. Simmim: A simple framework for masked image modeling. *arXiv preprint arXiv:2111.09886*, 2021.
- Jianchao Yang, Kai Yu, Yihong Gong, and Thomas Huang. Linear spatial pyramid matching using sparse coding for image classification. In *2009 IEEE Conference on computer vision and pattern recognition*, pp. 1794–1801. IEEE, 2009.

Yang You, Jing Li, Sashank Reddi, Jonathan Hseu, Sanjiv Kumar, Srinadh Bhojanapalli, Xiaodan Song, James Demmel, Kurt Keutzer, and Cho-Jui Hsieh. Large batch optimization for deep learning: Training bert in 76 minutes. *arXiv preprint arXiv:1904.00962*, 2019.

Jure Zbontar, Li Jing, Ishan Misra, Yann LeCun, and Stéphane Deny. Barlow twins: Self-supervised learning via redundancy reduction. In *International Conference on Machine Learning*, pp. 12310–12320. PMLR, 2021.

Richard Zhang, Phillip Isola, and Alexei A Efros. Split-brain autoencoders: Unsupervised learning by cross-channel prediction. In *Proceedings of the IEEE conference on computer vision and pattern recognition*, pp. 1058–1067, 2017.

Jinghao Zhou, Chen Wei, Huiyu Wang, Wei Shen, Cihang Xie, Alan Yuille, and Tao Kong. ibot: Image bert pre-training with online tokenizer. *arXiv preprint arXiv:2111.07832*, 2021.

Yin Zhou and Oncel Tuzel. Voxelnet: End-to-end learning for point cloud based 3d object detection. In *Proceedings of the IEEE conference on computer vision and pattern recognition*, pp. 4490–4499, 2018.

A DETAILS: DECODER ARCHITECTURE

SparK is a general method that does not limit the specific encoder to be pre-trained. In other words, the definition of the encoder is all up to the user (*e.g.*, a standard ResNet-50). In the implementation presented in section 4.1, the only undefined component is the decoder. We thus give its PyTorch implementation as follows. In our experiments, the same decoder of `LightDecoder(768, 32)` is used equally for all encoders, including different ResNets and ConvNeXts.

```
import math
import torch.nn as nn
```

```
class UNetBlock2x(nn.Module):
    def __init__(self, cin, cout):
        super().__init__()
        self.b = nn.Sequential(
            nn.Conv2d(cin, cin, kernel_size=3, stride=1, padding=1, bias=False),
            nn.BatchNorm2d(cin), nn.ReLU6(inplace=True),
            nn.Conv2d(cin, cout, kernel_size=3, stride=1, padding=1, bias=False),
            nn.BatchNorm2d(cout),
        )

    def forward(self, x):
        return self.b(x)

class DecoderConv(nn.Module):
    def __init__(self, cin, cout):
        super().__init__()
        self.up = nn.ConvTranspose2d(cin, cin, kernel_size=4, stride=2, padding=1,
            bias=True)

        self.conv = UNetBlock2x(cin, cout)

    def forward(self, x):
        x = self.up(x)
        return self.conv(x)

class LightDecoder(nn.Module):
    def __init__(self, decoder_fea_dim, upsample_ratio):
        super().__init__()
        self.feas_dim = decoder_fea_dim

        n = round(math.log2(upsample_ratio))
        channels = [self.feas_dim // 2 ** i for i in range(n + 1)]
        self.dec = nn.ModuleList([
            DecoderConv(cin, cout) for (cin, cout) in zip(channels[:-1],
                channels[1:])
        ])
        self.proj = nn.Conv2d(channels[-1], 3, kernel_size=1, stride=1, bias=True)

    def forward(self, to_dec):
        x = 0
        for i, d in enumerate(self.dec):
            if i < len(to_dec) and to_dec[i] is not None:
                x = x + to_dec[i]
            x = self.dec[i](x)
        return self.proj(x)
```

B ADDITIONAL RESULTS: LINEAR EVALUATION

We report the small-sized models’ linear evaluation performance in table 6. In this evaluation protocol, the pre-trained backbone model is frozen and only a linear projection head would be fine-tuned. This protocol is all the rage in contrastive learning (Chen et al., 2020a; He et al., 2020; Chen & He, 2021; Caron et al., 2021), which can probe the linear separability of deep representations. Note that MoCoV3 (Chen et al., 2021) is the only contrastive learning method in table 6, which aims to learn a global representation, and is therefore more suitable than non-contrastive methods on tasks like linear evaluation. SparK shows its decent performance compared to other non-contrastive methods.

Table 6: **Linear evaluation results.** Numbers of other work are directly quoted from Chen et al. (2022).

Method	BEiT	CAE	SparK	MoCoV3
Contrastive	✗	✗	✗	✓
Accuracy (%)	15.7	51.8	54.7	73.1

C DETAILS: IMAGENET FINE-TUNING

We refer to the latest open-source ResNet baseline of Wightman et al. (2021) to fine-tune ResNets. For ConvNeXts Liu et al. (2022), we simply use their official implementation. Since the original configurations in Wightman et al. (2021); Liu et al. (2022) are based on supervised training from scratch, we adjust some hyperparameters for doing fine-tuning. Details are given in table 7 and table 8.

Table 7: **ImageNet fine-tuning recipe for ResNets, referring to Wightman et al. (2021).**

Configuration	Value	Configuration	Value
Image resolution	224	Epochs	300
Test image crop	0.95	Batch size	2048
Optimizer	LAMB	Learning rate	8e-3
Scheduler	Consine	Weight decay	0.02
Repeated aug.	✓	Dropout	✗
Rand aug.	7/0.5	Stoch. depth	✓
Gradient clip.	✗	BCE loss	✓
Mixup alpha	0.1	Label smoothing	0.1
Cutmix alpha	1.0	EMA	{0.99,0.999}

Table 8: **ImageNet fine-tuning recipe for ConvNeXts, referring to Liu et al. (2022).**

Configuration	Value	Configuration	Value
Image resolution	224	Epochs	200
Test image crop	0.95	Batch size	2048
Optimizer	AdamW	Learning rate	3.2e-3
Scheduler	Consine	Weight decay	0.01
Repeated aug.	✓	Dropout	✗
Rand aug.	9/0.5/inc 1	Stoch. depth	✓
Gradient clip.	✗	BCE loss	✗
Mixup alpha	0.8	Label smoothing	0.1
Cutmix alpha	1.0	EMA	{0.99,0.999}

D DETAILS: COCO FINE-TUNING

On COCO, we use the official implementations of MoCoV2 (Chen et al., 2020b) and ConvNeXt (Liu et al., 2022) to evaluate ResNets and ConvNeXts. These implementations are based on Detectron2 (Wu et al., 2019) and MMDetection (Chen et al., 2019) respectively. Following the convention, we do not use advanced techniques like multi-scale testing, large-scale jittering augmentation, or soft-NMS, in all our COCO experiments for fairness. Details are in table 9 and table 10.

Table 9: **COCO fine-tuning configuration for ResNets, referring to the standard implementation of MoCoV2 (Chen et al., 2020b)**. Mask R-CNN with FPN is used. $x = A$ for the so-called “A \times ” schedule. For instance, a $2\times$ fine-tuning schedule means a 24-epoch training with 0.1-epoch warm-up.

Configuration	Value	Configuration	Value
Image resize	(384, 600)	Normalization mean	[123.7, 116.3, 103.5]
Multi-scale testing	\times	Normalization std	[58.4, 57.1, 57.4]
Large-scale jittering aug	\times	Optimizer	AdamW
Soft-NMS	\times	Weight decay	0.0001
Epochs	$12x$	Learning rate (LR)	$2e-4$
Warm-up epochs	$0.05x$	LR layer decay	0.65
LR scheduled epochs	[$9x$, $11x$]	LR scheduled ratio	0.2

Table 10: **COCO configuration for ConvNeXts, referring to the standard implementation of ConvNeXt (Liu et al., 2022)**. Following the convention of self-supervised learning, $3\times$ Mask R-CNN with FPN is used.

Configuration	Value	Configuration	Value
Image resize	(1333, 800)	Normalization mean	[123.7, 116.3, 103.5]
Multi-scale testing	\times	Normalization std	[58.4, 57.1, 57.4]
Large-scale jittering aug	\times	Optimizer	AdamW
Soft-NMS	\times	Weight decay	0.05
Epochs	36	Learning rate (LR)	$2e-4$
Warm-up epochs	0.15	LR layer decay	0.65
LR scheduled epochs	[27, 33]	LR scheduled ratio	0.2