

Efficient Mutation Testing via Pre-Trained Language Models

Ahmed Khanfir , Renzo Degiovanni , Mike Papadakis and Yves Le Traon
SnT, University of Luxembourg, Luxembourg

Abstract—Mutation testing is an established fault-based testing technique. It operates by seeding faults into the programs under test and asking developers to write tests that reveal these faults. These tests have the potential to reveal a large number of faults – those that couple with the seeded ones – and thus are deemed important. To this end, mutation testing should seed faults that are both “natural” in a sense easily understood by developers and strong (have high chances to reveal faults). To achieve this we propose using pre-trained generative language models (i.e. CodeBERT) that have the ability to produce developer-like code that operates similarly, but not exactly, as the target code. This means that the models have the ability to seed natural faults, thereby offering opportunities to perform mutation testing. We realise this idea by implementing μ BERT, a mutation testing technique that performs mutation testing using CodeBERT and empirically evaluated it using 689 faulty program versions. Our results show that the fault revelation ability of μ BERT is higher than that of a state-of-the-art mutation testing (PiTest), yielding tests that have up to 17% higher fault detection potential than that of PiTest. Moreover, we observe that μ BERT can complement PiTest, being able to detect 47 bugs missed by PiTest, while at the same time, PiTest can find 13 bugs missed by μ BERT.

Index Terms—Fault Injection, Mutation Testing, Pre-Trained Language Models

1 INTRODUCTION

Mutation testing aims at seeding faults using simple syntactic transformations [19]. These transformations, also known as mutation operators are typically constructed based on syntactic rules crafted based on the grammar of the target programming language [8], i.e. replacing an arithmetic operator with another such as $a +$ by $a -$. Unfortunately, such techniques generate mutants (seeded faults), many of which are “unnatural”, i.e., non-conforming to the way developers code, thereby perceived as unrealistic by developers [11]. At the same time, the syntactic-based fault seeding fails to capture the semantics of the code snippets that they apply, leading to numerous trivial or low utility faults [46].

To deal with the above issue we propose forming natural mutations by using big code. Thus, we aim at introducing modifications that follow the implicit rules, norms and coding conventions followed by programmers, by leveraging the capabilities of pre-trained language models to capture the underlying distribution of code and its writing, as learned by the pre-training process on big code.

To this end, we rely on CodeBERT [22], an NL-PL bimodal language model that has been trained on over 6.4 million programs. More precisely, we use its Masking Modelling Language (MLM) functionality, which given a code sequence with a masked token, predicts alternative replacements to that token, that is best matching the sequence context. This is important, since the predictions do not follow fixed predefined patterns as is the case of conventional mutation testing, but are instead adapted to fit best the target code. For instance, given a sequence

`int a = 1;`, we pass a masked version of it as `int a = <mask>;`, then CodeBERT by default proposes 5 predictions sorted by likelihood score: 0, 1, b, 2, and 10. Being the most likely fitting tokens to the code context, our intuition is that replacing the masked token with these predictions would induce “natural” mutants.

Precisely, we introduce μ BERT, a mutation testing approach that uses a pre-trained language model (CodeBERT) to generate mutants by masking and replacing tokens with the aim of forming natural mutants. μ BERT iterates through the program statements and modifies their token. In particular, μ BERT proceeds as follows: (1) it selects and masks one token at a time; (2) feeds CodeBERT with the masked sequence and obtains the predictions; (3) creates mutants by replacing the masked token with the predicted ones; and (4) discards non-compilable, duplicate and equivalent mutants (mutants syntactically equal to original code).

Recent research [32] has shown that some real faults are only captured by using complex patterns, i.e. patterns that require more than one token mutation. To account for such cases, μ BERT is equipped with additive mutations, i.e., mutations that add code (instead of deleting or altering). For example, consider a boolean expression e_1 (typically present in `if`, `do`, `while` and `return` statements), which is mutated by μ BERT by adding a new condition e_2 , thereby generating a new condition $e_1 || e_2$ (or $e_1 \& e_2$), which is then masked and completed by CodeBERT. For instance, given a condition `if (a == b)`, μ BERT produces a new condition `if (a == b || a > 0)` that is masked and produces `if (a == b || b > 0)`.

We implement μ BERT, and evaluate its ability to serve the main purposes of mutation testing, i.e. guiding the testing towards finding faults. We thus, evaluate it using 689 faults from Defects4J and assess μ BERT effectiveness and

• A. Khanfir, R. Degiovanni, M. Papadakis, Y. Le Traon are with the University of Luxembourg, Luxembourg.

cost-efficiency to reveal¹ them. Our results show that μ BERT is very effective in terms of fault revelation, finding on average 84% of the faults. This implies that μ BERT mutants cover efficiently faulty behaviours caused by real bugs. More importantly, the approach is noticeably more effective and cost-efficient than a traditional mutation testing technique, namely PiTest [17], that we use as a baseline in our evaluation. Precisely, we consider three different configurations for PiTest that uses different sets of mutation operators (DEFAULT, ALL and RV). In fact, test suites that kill all mutants of μ BERT find on average between 5.5% to 33% more faults than those generated to kill all mutants introduced by PiTest. Moreover, even when analysing the same number of mutants, μ BERT induces test suites that find on average 6% to 16% more faults than PiTest. These results are promising and endorse the usage of μ BERT over the considered mutation testing technique, as a test generation and assessment criterion.

We also study the impact of the condition-seeding-based mutations in the fault detection capability of μ BERT. We observe that test-suites designed to kill both kinds of μ BERT mutants – induced by 1) direct CodeBERT predictions and 2) a combination of conditions-seeding with CodeBERT predictions – find on average over 9% more bugs than the ones designed to kill direct CodeBERT prediction mutants only (1).

Overall, our main contributions are:

- We introduce μ BERT, the first mutation testing approach that uses pre-trained language models. It leverages the model’s code knowledge captured during its pretraining on large code corpora and its ability to capture the program context, to produce “natural” mutants.
- We propose new additive mutations which operate by seeding new conditions in the existing conditional expressions of the target code, then masking and replacing their tokens with the model predictions.
- We provide empirical evidence that μ BERT mutants can guide testing towards higher fault detection capabilities, outperforming those achieved by SOA techniques (i.e. PiTest), in terms of effectiveness and cost-efficiency. In our empirical study, we validate also the advantage of employing the new additive mutation patterns, w.r.t improving the effectiveness and cost-efficiency in writing test suites with higher fault revelation capability.

2 BACKGROUND

2.1 Mutation Testing

Mutation analysis [47] is a test adequacy criterion representing test requirements by the mean of mutants, which are obtained by performing slight syntactic modifications to the original program. For instance, an expression like $x > 0$ can be mutated to $x < 0$ by replacing the relational operator $>$ with $<$. These mutants are then used to assess the effectiveness and thoroughness of a test suite in detecting their corresponding code modification.

1. Tests are written/generated to kill (reveal) the mutants. A bug is revealed by a mutation testing approach, if the written tests to kill its mutants also reveal the bug.

A test case detects a mutant if it is capable of producing distinguishable observable outputs between the mutant and the original program. A mutant is said to be *killed* if it is detected by a test case or a test suite; otherwise, it is called *live* or *survived*. Some mutants cannot be killed as they are functionally *equivalent* to the original program. The *mutation score* measures the test suite adequacy and is computed as the ratio of killed mutants over the total number of generated mutants.

2.2 Generative Language Models

Advances in deep learning approaches gave birth to new language models for code generation [1], [4], [15], [22]. These models are trained on large corpora counting multiple projects, thereby acquiring a decent knowledge of code, enabling them to predict accurately source code to developers. Among these pre-trained models, CodeBERT [22], a language model that has been recently introduced and made openly accessible for researchers by Microsoft.

CodeBERT is an NL-PL bimodal pre-trained language model (Natural Language Programming Language) that supports multiple applications such as code search, code documentation generation, etc. Same as most large pre-trained models, i.e. BERT [20], CodeBERT’s developing adopts a Multilayer Transformer [55] architecture. It has been trained on a large corpus collected from over 6.4 million projects available on GitHub, counting 6 different programming languages, including Java. The model was trained in a cross-modal fashion, through bimodal NL-PL data, where the input data is formed by pairs of source code and its related documentation, as well-as unimodal data, including either natural language or programming language sequences per input. This way, it enables the model to offer both – PL and NL-PL – functionalities. The training targets a hybrid objective function, that is based on replaced token detection.

μ BERT incorporates the Masked Language Modeling (MLM) functionality [2] of CodeBERT in its workflow, to generate “natural” mutants. The CodeBERT MLM pipeline takes as input a code sequence of maximum 512 tokens, including among them one masked as `<mask>`, whose value will be predicted by the model based on the context captured from the remaining tokens. CodeBERT provides by default 5 predictions per token, among which we use the inaccurate and compilable predicted codes as mutants.

3 APPROACH

We propose μ BERT, a generative language-model-based mutation testing approach, which is described step by step in Figure 1. Given an input source code, μ BERT leverages CodeBERT’s knowledge of code and its capability in capturing the program’s context to produce “natural” mutations, i.e. that are similar to eventual developer mistakes. To do so, μ BERT proceeds as follows in six steps:

- 1) First, it extracts relevant locations (AST² nodes) where to mutate
- 2) Second, it masks the identified node-tokens, creating one masked version per selected token.

2. AST: Abstract Syntax Tree.

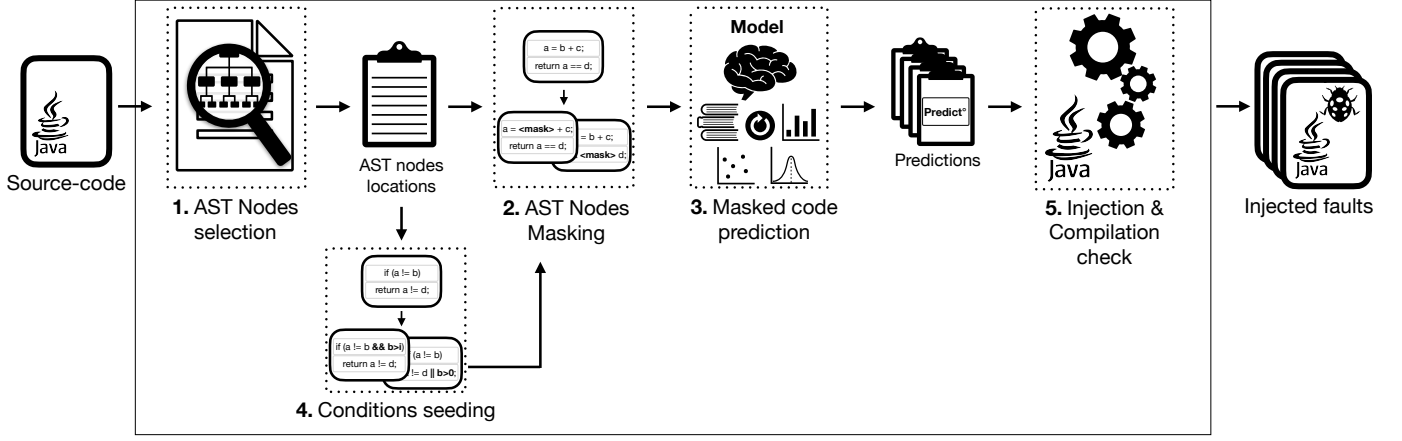


Fig. 1: μ BERT Workflow: (1) it parses the Java code given as input, and extracts the expressions to mutate; (2) it creates simple-replacement mutants by masking the tokens of interest and invoking CodeBERT; (3) it generates the mutants by replacing the masked token with CodeBERT predictions; (4) it generates complex mutants via a) conditions-seeding, b) tokens masking then c) replacing by CodeBERT predictions; and finally, (5) it discards not compiling and syntactically identical mutants.

- 3) Then, it invokes CodeBERT to predict replacements for these masked tokens.
- 4) In addition to the mutants produced in Step (3), μ BERT also implements some condition-seeding additive mutations that modify more than one token. Precisely, it modifies the conditional expressions in the control flow (typically present in `if`, `do`, `while` and `return` statements) by extending the original condition with a new one, combined with the logical operator `&&` or `||`. Then, the new conditional expression is mutated by following the same steps (2) and (3) – masking and replacing the masked tokens by the CodeBERT predictions.
- 5) Finally, the approach discards duplicate predictions or those inducing similar code to the original one, or not compiling, and outputs the remaining ones as mutants, from diverse locations of the target code. More precisely, it iterates through the statements in random order and outputs in every iteration one mutant per line, until achieving the desired number of mutants or all mutants are outputted.

3.1 AST Nodes Selection

μ BERT parses the AST of the input source code and selects the lines that are more likely to carry the program’s specification implementation, excluding the import statements and the declaration ones, e.g. the statements declaring a class, a method, an attribute, etc. This way, the approach focuses the mutation on the business-logic portion of the program and excludes the lines that are probably of lower impact on the program behaviour. It proceeds then, by selecting from each of these statements, the relevant nodes to mutate, i.e. the operators, the operands, the method calls and variables, etc., and excluding the language-specific ones, like the separators and the flow controls, i.e. semicolons, brackets, `if`, `else`, etc. Table 1 summarises the type of targeted AST nodes by μ BERT, with corresponding example expressions and induced mutants. We refer to these as the conventional mutations provided by μ BERT, denoted by μ BERT_{conv} in

our evaluation, previously introduced in the preliminary version of the approach [18].

3.2 Token Masking

In this step, we mask the selected nodes one by one, producing a masked version from the original source code for each node of interest. This means that every masked version contains the original code with one missing node, replaced by the placeholder `<mask>`.

This way, μ BERT can generate several mutants in the same program location. For instance, for an assignment expression like `res = a + b`, μ BERT will create (potentially 25) mutants from the following masked sequences:

- `<mask> = a + b`
- `res <mask> = a + b`
- `res = <mask> + b`
- `res = a <mask> b`
- `res = a + <mask>`

3.3 CodeBERT-MLM prediction

μ BERT invokes CodeBERT to predict replacements for the masked nodes. To do so, it tokenizes every masked version into a tokens vector then crops it to a subset one that fits the maximum size allowed by the model (512) and counts the masked token with the surrounding code-tokens. Next, our approach feeds these vectors to CodeBERT MLM to predict the most probable replacements of the masked token. Our intuition is that the larger the code portion accompanying the mask placeholder, the better CodeBERT would be able to capture the code context, and consequently, the more meaningful its predictions would be. This step ends with the generation of five predictions per masked token.

3.4 Condition seeding

μ BERT generates second-order mutants by combining condition seeding with CodeBERT prediction capabilities. To do so, our approach modifies the conditions in control flow and

TABLE 1: Example of μ BERT conventional mutations, available in the preliminary version of the approach [18], denoted by μ BERT_{conv}.

Ast node	Expression	Masked Expression	Mutant Example
literals	res + 10	res + <mask>	res + 0
identifiers	res + 10	<mask> + 10	a + 10
binary expressions	a && b	a <mask> b	a b
unary expressions	--a	<mask>a	++a
assignments	sum += current	sum <mask>= current	sum -= current
object fields	node.next	node.<mask>	node.prev
method calls	list.add(node)	list.<mask>(node)	list.push(node)
array access	arr[index + 1]	arr[<mask>]	arr[index]
static type references	Math.random() * 10	<mask>.random() * 10	Random.random() * 10

return statements, including `if`, `do`, `while` and `return` conditional expressions. For every one of these statements, it starts by extending the original condition by a new one, separated with the logical operator `&&` or `||`, in both orders (original condition first or the other way around) and with or without negation (!).

Next, all substitute conditions are put one by one in place in the original code, forming multiple condition-seeded code versions, that we pass as input to Step (2), in which their tokens are masked and then (3) passed each to CodeBERT to predict the best substitute of their corresponding masked tokens.

The seeded conditions are created in two ways:

3.4.1 Using existing conditions in the same class

To mutate a given condition – `if`, `do`, `while` and `return` conditional expressions –, we collect all other conditions existing in the same class, then combine each one of them with the target condition, using logical operators.

Precisely, let Exp_t a conditional expression to mutate and $S_E = \{Exp_0, \dots, Exp_n\}$ the set of other conditional expressions appearing in the same class, excluding the null-check ones (i.e. `var == null`). The alternative replacement conditions generated for Exp_t are the combinations of:

- $Exp_t \text{ op neg } Exp_i$ and
- $Exp_i \text{ op neg } Exp_t$,

where `op` is a binary logical operator taking the values in $\{\&\&, ||\}$, `neg` is either the negation operator `!` or nothing and Exp_i is a condition from S_E .

3.4.2 Using existing variables in the same class

When the target `if` conditional expression to mutate contains variables (including fields), we create new additional conditions by combining these variables with others of the same type from the same class. Then we combine each one of the newly created conditions with the original one, using logical operators.

Precisely, let Exp_t be a conditional expression to mutate containing a set of variables S_{vt} . For every variable var_t in S_{vt} , we load $S_v = \{var_0, \dots, var_n\}$ the set of other variables appearing in the same class and of the same type T as var_t , then we generate the following new conditions:

- $Exp_t \text{ op } (var_t \text{ rel}_{op} var_i)$ and
- $(var_t \text{ rel}_{op} var_i) \text{ op } Exp_t$,

where `op` is a binary logical operator taking the values in $\{\&\&, ||\}$, rel_{op} is a relational operator applicable on the type T and var_i is a variable from S_v .

3.5 Mutant filtering

In this step, our approach starts by discarding accurate and duplicate predictions; the redundant predictions and the ones that are exactly the same as the original code. Then, it iterates through the statements and selects in every iteration one compilable prediction by line, while discarding not compilable ones. Once all first-order mutants are selected (issued by one single token replacement), our approach proceeds by selecting second-order ones (issued by the combination of condition seeding and one token replacement) in the same iterative manner. μ BERT continues iterating until achieving the desired number of mutants or all mutants are outputted.

4 RESEARCH QUESTIONS

We start our analysis by investigating the advantage brought by the additive mutations (a.k.a. conditions seeding ones) w.r.t. the fault detection capabilities of test suites designed to kill μ BERT’s mutants. Thus, we ask:

RQ1 (*μ BERT Additive mutations*) What is the added value of the additive mutations on the fault detection capabilities of test suites designed to kill μ BERT’s mutants?

To answer this question, we generate two sets of mutants using μ BERT: 1) the first set using all possible mutations that we denote as μ BERT and 2) a second one using only the conventional μ BERT’ mutations – part of our preliminary implementation [18], excluding the additive ones – that we denote as μ BERT_{conv}. Then we evaluate the fault detection ability of test suites selected to kill the mutants from each set.

The answer of this question provides evidence that the additive mutations increase the fault detection capability of μ BERT. Yet, to assess its general performance we compare it to state-of-the-art (SOA) mutation testing, particularly PiTest [17], and thus, we ask:

RQ2 (*Fault detection*) How does μ BERT compare with state-of-the-art mutation testing, in terms of fault detection?

To answer this question we generate mutants using the latest version of PiTest [17], on the same target projects as for RQ1. As we are interested in comparing the approaches and not the implementations of the tools, we exclude the subjects on which PiTest did not run correctly or did not generate any mutant. This way we ensure having a fair base of comparison by counting exactly the same study subjects for both approaches (further details are given in Section 5). Then, we compare the fault detection capability of test suites

selected to kill the same number of mutants produced by each approach.

Finally, we qualitatively analyse some of the mutants generated with μ BERT and ask:

RQ3 (Qualitative analysis) Does μ BERT generate different mutants than traditional mutation testing operators?

To answer this question, we showcase the mutants generated by μ BERT that help in detecting faults not found by PiTest. Additionally, we discuss the program-context-capturing importance in μ BERT’s functioning, by rerunning it with a reduced size of the masked codes passed to the model, and comparing examples of yielded mutants with those obtained in our original setup.

5 EXPERIMENTAL SETUP

5.1 Dataset & Benchmark

To evaluate μ BERT’s fault detection, we use real bugs from a popular dataset in the software engineering research area – Defects4J [29] v2.0.0. In this benchmark, every subject bug is provided with a buggy version of the source code, its corresponding fixed version, and equipped with a test suite that passes on the fixed version and fails with at least one test on the buggy one. The dataset includes over 800 bugs from which, we exclude the ones presenting issues, i.e. with wrong revision ids, not compiling or with execution issues, or having failing tests on the fixed version, at the reporting time. Next, we run μ BERT and PiTest on the corresponding classes impacted by the bug from the fixed versions of the remaining bugs and exclude the ones where no tool generated any mutant, ending up with 689 bugs covered by μ BERT and 457 covered by PiTest. As we’re interested in comparing the approaches and not the tools’ implementations, and to exclude eventual threats related to the environment (i.e. supported java and joint versions by each technique, etc.) or the limitations and shortages of the dataset, we establish every comparison study on a dataset counting only bugs covered by all considered approaches: 689 bugs to answer RQ1 and 457 to answer RQ2 and RQ3.

5.2 Experimental Procedure

To assess the complementary and added value in terms of fault revelation of the condition-seeding-based mutations (answer to RQ1), we run our approach with and without those additional mutations – that we name respectively μ BERT and μ BERT_{conv}–, and thus, generating all possible mutants on our dataset programs’ fixed versions. Next, we compare the average effectiveness of the test suites generated to kill the mutants of each set; induced by μ BERT and μ BERT_{conv}.

Once the added value of the proposed condition-seeding-based mutations is validated, we compare its performance to S.O.A. mutation testing (answer to RQ2 and RQ3). We use PiTest [17], a stable and mature Java mutation testing tool, because it has been more effective at finding faults than other tools [33] and it is among the most commonly used by researchers and practitioners [47], [52], as of today. The tool proposes different configurations to adapt the produced mutations and their general cost to the target

users, by excluding or including mutators. Among these configurations we used the three following:

- Pit-all (ALL) which counts all available mutation operators available in the current version³.
- Pit-default (DEFAULTS) whose mutators are selected to form a stable and cost-efficient subset of operators by producing less but more relevant mutants.
- Pit-rv-all (ALL) which is a version⁴ that includes the mutators of Pit-all and extra experimental [7] ones that are made available for research studies.

To compare the different approaches, we evaluate their effectiveness and cost-efficiency in achieving one of the main purposes of mutation testing, i.e., to guide the testing towards higher fault detection capabilities. For this reason, we simulate a mutation testing use-case scenario, where a developer/tester selects mutants and writes tests to kill them [13], [34].

We run every approach on the fixed versions and test suites provided by Defects4J, then collect the mutants and their test execution results; whether the mutant is killed (breaks at least one test of the test suite) and if yes by which tests. Next, we suppose that the not killed mutants are equivalent or irrelevant, explaining why no tests have been written to kill them by the developers. Then, we simulate the scenario of a developer testing the fixed version, in a state where 1) it did not have any test 2) thus all mutants did not have killing tests and 3) the developer had no knowledge of which mutants are equivalent or not. This way, we can reproduce the developer flow of

- 1) selecting and analysing one mutant,
- 2) to either (a) discard it from the mutant set if it is equivalent (not killed in the actual test suite) or (b) write a test to kill it (by selecting one of the actual killing tests of the mutant),
- 3) then discarding all killed mutants by that test and
- 4) iterating similarly over the remaining mutants until all of them are analysed.

We say that a bug is found by a mutation testing technique if the resulting test suite – formed by the written (selected) tests by the developer – contains at least one test that reveals it; a test that breaks when executed on the buggy version.

We express the testing cost in terms of mutants analysed, and hence, we consider the effort required to find a bug as the number of mutants analysed until the first bug-revealing test is written. To set a common basis of comparison between the approaches, accounting for the different number of generated mutants, we run the simulations until the same maximum effort is reached (maximum number of mutants to analyse), which we set to the least cost required to kill all the mutants by one of the compared approaches. During our evaluation study, we use the same mutation selection strategy for all compared approaches, iterating through the lines in random order and selecting 1 arbitrary mutant per line per iteration. To reduce the process randomness impact

3. Version 1.9.4 available in PitTest’s [6] GitHub repository (branch=master, repo=https://github.com/hcoles/pitest.git, rev-id=17e1eef)

4. Version 1.7.4 available in PitTest’s [6] GitHub repository (branch=master, repo=https://github.com/hcoles/pitest.git, rev-id=2ec1178a)

on our results (in the selection of mutants and tests), we run every simulation 100 times, then average their results for every target-bug and considered approach. Finally, we aggregate these averages computed on all target bugs and normalise them as global percentages of achieved fault detection by spent effort, in terms of mutants analysed.

Finally, to answer RQ3, we select example mutants that enabled μ BERT to find bugs exclusively (not found by any of PiTest versions), from the results of RQ2. Then we discuss the added value of μ BERT mutations through the analysis of the mutants' behavioural difference from the fixed version and similarity with the buggy one.

5.3 Implementation

We implemented μ BERT's approach as described in Section 3: we have used Spoon [51] and Jdt [21] libraries to parse and extract the business logic related AST nodes and apply condition-seeding mutators. To predict the masked tokens we have used the implementation proposed by CodeBERT-nt [3], [31], using CodeBERT Masked Language Modeling (MLM) functionality [2], [22].

We provide the implementation of our approach and the reproduction package of its evaluation at <https://github.com/Ahmedfir/mBERTa>.

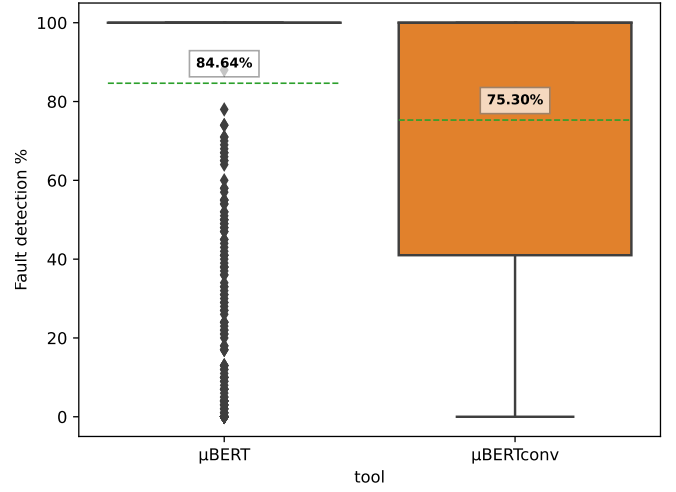
6 EXPERIMENTAL RESULTS

6.1 RQ1: μ BERT Additive mutations

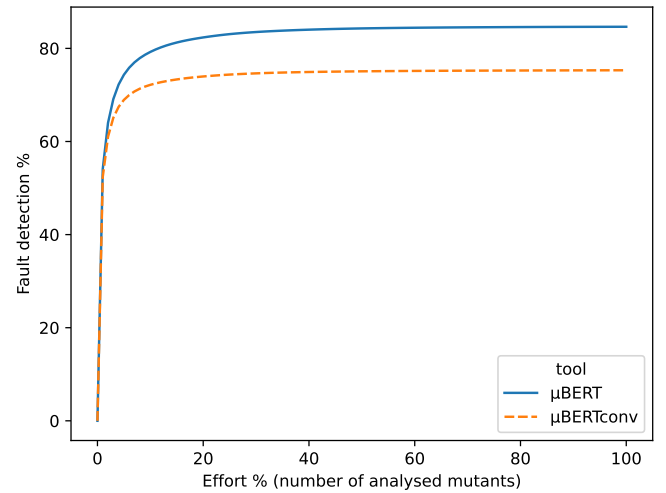
To answer this question we compare the fault detection effectiveness of test suites written to kill mutants generated by μ BERT with and without additive mutations, noted respectively μ BERT and μ BERT_{conv}. Figure 2 depicts the fault detection improvement when extending μ BERT mutations by the additive ones. In fact, μ BERT fault detection increased on average by over 9% compared to the one achieved by μ BERT_{conv}, achieving 84.64% on average. We can also see that besides outliers, the majority of bugs are found in 100% of the times. Moreover, when examining the bugs separately, we find that μ BERT finds 20 more bugs than μ BERT_{conv} (with fault detection > 0%), and 70 more when considering bugs found with fault detection percentages above 90%. This confirms that the additive patterns induce relevant mutants ensuring the detection of some bugs always or in most of the cases, as well as representing better new types of faults, which were not detectable otherwise.

To check the significance of the fault detection advantage brought by the additive patterns, we performed a statistical test (Wilcoxon paired test) on the data of Figure 2a to validate the hypothesis "the fault detection yielded by μ BERT is **greater** than the one by μ BERT_{conv}". The very small obtained p-values of 5.92e-21 ($\ll 0.05$) showed that the differences are significant, indicating the low probability of this fault detection amelioration to be happening by chance. The difference size confirms also the same advantage, with \hat{A}_{12} values of 0.5827 (> 0.5), indicating that μ BERT induces test-suites with higher fault detection capability in the majority of the cases.

Next, we compare the fault detection performance of μ BERT and μ BERT_{conv} when analysing the same number of mutants, and illustrate in Figure 3 their average fault



(a) Effectiveness: mean fault-detection per subject.

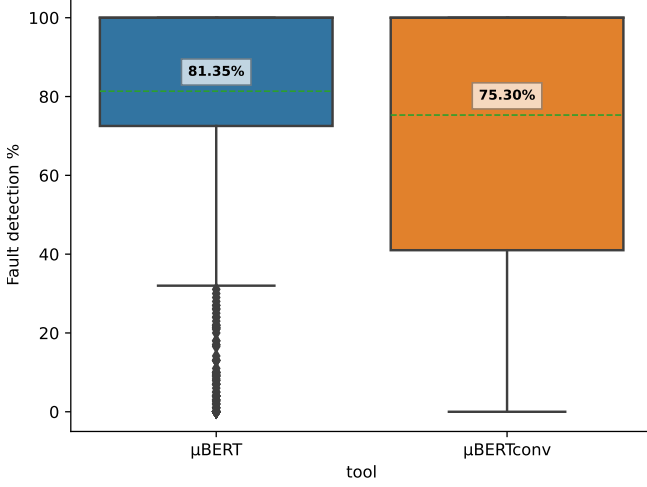


(b) Cost-efficiency: fault detection by the number of mutants analysed.

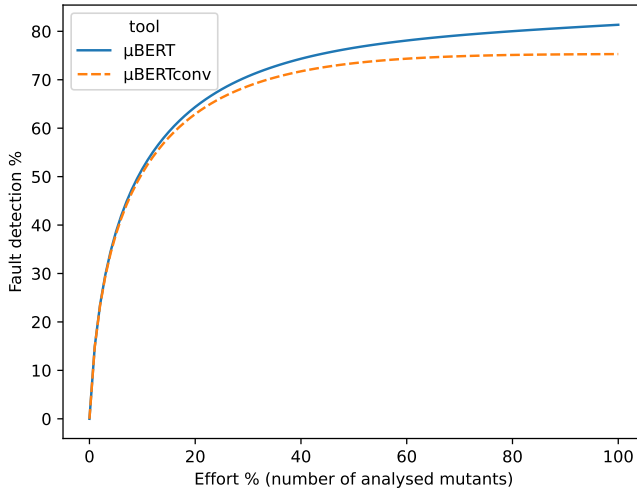
Fig. 2: Fault-detection performance improvement when using additive patterns. Comparison between μ BERT and μ BERT_{conv}, w.r.t. the fault-detection of test suites written to kill **all** generated mutants.

detection effectiveness and cost-efficiency in terms of analysed mutants. The box-plots of the Subfigure 3a show that even when spending the same effort as μ BERT_{conv}, μ BERT keeps a similar advantage of on average 6.05% higher fault detection, achieving a maximum of 81.35%. From the line-plots of the Subfigure 3b, we can see that both approaches achieve a comparable fault detection ($\approx 70\%$) at ($\leq \approx 40\%$) of the maximum costs. At higher costs, μ BERT_{conv}'s curve increases slowly until achieving a plateau at $\approx 60\%$ of the effort, whereas μ BERT's curve keeps increasing towards higher fault detection ratios even when achieving the $\approx 100\%$ of the fixed maximum effort.

To validate these findings we re-conducted the same statistical tests on the data of Subfigure 3a and found that μ BERT outperforms significantly μ BERT_{conv} with negligible p-values of 1.15e-19 and \hat{A}_{12} values of 0.5711.

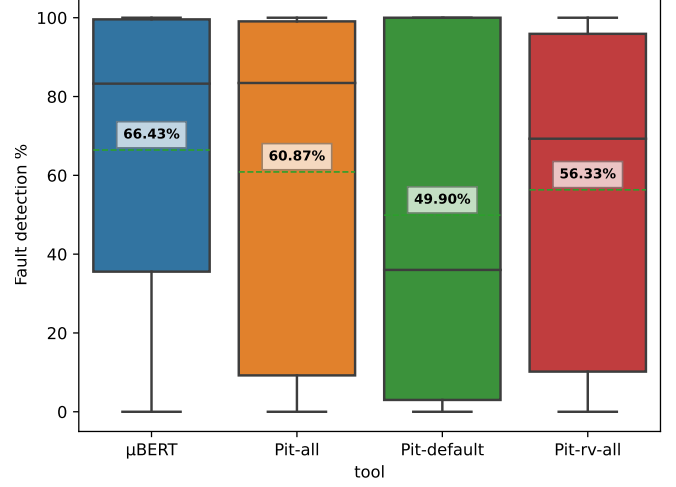


(a) Effectiveness: mean fault-detection per subject.

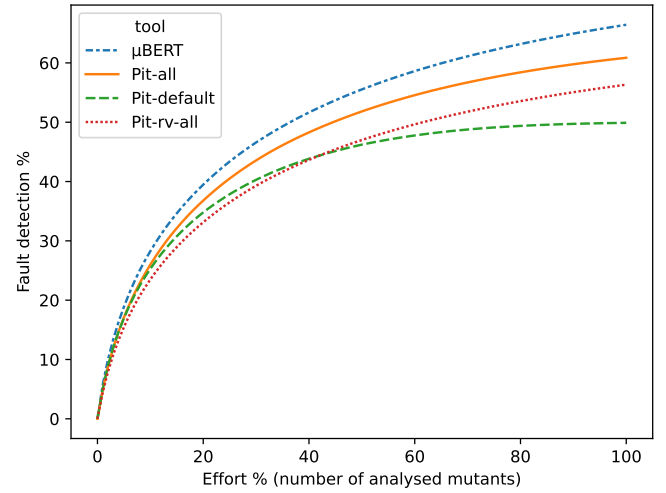


(b) Cost-efficiency: fault detection by the number of mutants analysed.

Fig. 3: Fault-detection comparison between μ BERT and μ BERT_{conv}, with the **same effort**: where the maximum effort is limited to the minimum effort required to analyse all mutants of any of them, which is μ BERT_{conv} in most of the cases.



(a) Effectiveness: mean fault-detection per subject.



(b) Cost-efficiency: fault detection by the number of mutants analysed.

Fig. 4: Fault-detection comparison between μ BERT and PiTest, with the **same effort**: where the maximum effort is limited to the minimum effort required to analyse all mutants of any of them, which is Pit-default in most of the cases.

6.2 RQ2: Fault Detection comparison with PiTest

To answer this research question we reduce our dataset to the bugs covered by μ BERT and the 3 considered versions of PiTest approaches: "Pit-default" which contains the default mutation operators of PiTest, "Pit-all" containing all PiTest operators including the default ones and "Pit-rv-all" which contains *experimental* operators [7] in addition to the "Pit-all" ones. Then, we perform the same study as in RQ1, where we compare the considered approaches' effectiveness and cost-efficiency based on the fault detection capability of test suites written to kill their generated mutants. To have a fair base of comparison, we compare the approaches under the same effort in analysing mutants, which is equal to the least average effort required to kill all mutants of one of the approaches (which is the one of Pit-default in the majority of the cases). As we are interested in comparing the mutation testing approaches and not mutant selection strategies, we run the simulation with the same one-mutant-

per-line random sampling of mutants for all techniques (see Subsection 5.2).

Figure 4b shows that with small effort ($\leq \approx 5\%$) all approaches yield comparable fault detection scores ($\approx 10\%$). However, the difference becomes more noticeable when spending more effort, with μ BERT outperforming all versions of PiTest; achieving on average 16.53% higher fault detection scores than Pit-default, 10.10% higher than Pit-rv-all and 5.56% higher than Pit-all (see Figure 4a).

To validate these results, we performed the same statistical tests as in RQ1, checking the hypothesis that " μ BERT yields better fault detection capabilities than the other approaches". We illustrate in the first row of Tables 2a and 2b the corresponding computed Wilcoxon paired test p-values and Vargha and Delaney \hat{A}_{12} values. Our results show that μ BERT has a significant advantage over the considered SOA approaches with p-values under 0.05. Additionally, μ BERT scores \hat{A}_{12} values above 0.5 which confirms that guiding

TABLE 2: Paired (per subject bug) statistical tests of the average fault detection of test suites written to kill the **same number of mutants** generated by each approach (data of Figure 4a).

(a) Wilcoxon paired test p-values computed on every dataset subject, comparing each approach (A1) from the first column to the other approaches (A2). p-values smaller than 0.05 indicate that (A1) yields an average fault detection significantly higher than that of (A2).

p-values	Pit-rv-all	Pit-default	Pit-all
μ BERT	7.78e-11	1.18e-12	3.32e-02
Pit-all	1.54e-22	8.87e-06	–
Pit-default	9.55e-01	–	–

(b) Vargha and Delaney \hat{A}_{12} values computed on every dataset subject, comparing each approach (A1) from the first column to the other approaches (A2). \hat{A}_{12} values higher than 0.5 indicate that (A1) yields an average fault detection higher than that of (A2) in the majority of the cases.

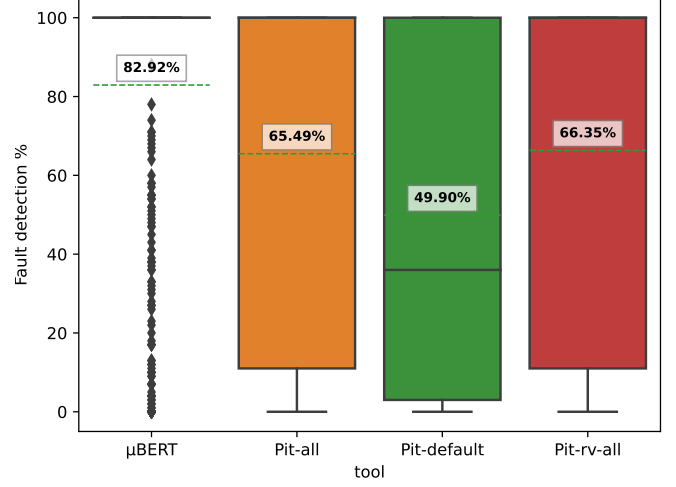
\hat{A}_{12}	Pit-rv-all	Pit-default	Pit-all
μ BERT	0.6488	0.5514	0.5066
Pit-all	0.7210	0.4956	–
Pit-default	0.5449	–	–

the testing by μ BERT mutants instead of those generated by SOA techniques yields comparable or higher fault detection ratios, in the majority of the cases. Indeed, the \hat{A}_{12} difference between Pit-all and μ BERT is small (0.5066), indicating that both approaches perform similarly or better on some studied subjects and worst on others.

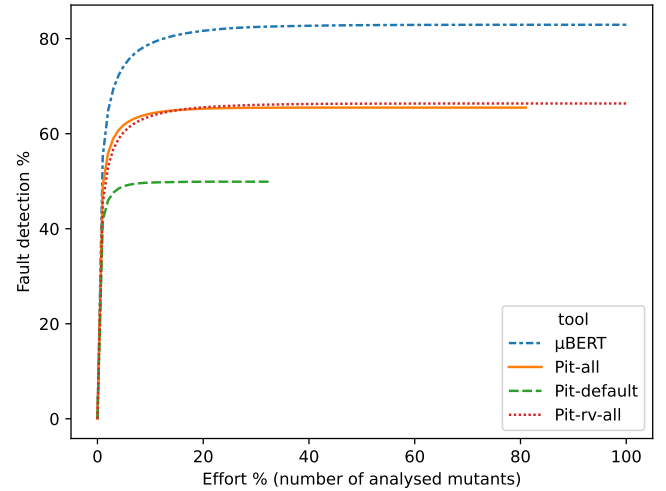
We notice also from the sub-figure 4b that Pit-default achieves a plateau at around 60% of the effort while the other tools keep increasing, showing that they are able to achieve higher fault detection capabilities, at a higher cost. This is very noticeable when we compare the sub-figures (a) and (b) of Figure 4 with the figure 2, where the average fault detection of μ BERT is way lower than what it achieves in RQ1 – around 66% instead of 84%. This is a direct consequence of the fact that Pit default produces fewer mutants than the other approaches, limiting considerably the maximum effort of the mutation campaigns and thus the fault detection ratios, in the majority of the cases. Indeed, as illustrated in Figure 5, all approaches score higher fault detection percentages when spending more effort, achieving on average $\approx 65\%$ for Pit-all, $\approx 66\%$ for Pit-rv-all and $\approx 83\%$ for μ BERT. We explain the small decrease of 1.72% in the mean fault detection achieved by μ BERT in comparison with RQ1 (82.92% in RQ2 instead of 84.64% in RQ1) by the difference in the considered dataset for each RQ.

In Table 3, we illustrate the \hat{A}_{12} and p-values computed on data of the boxplots in Sub-figure 5a. The results confirm that μ BERT outperforms significantly SOA mutation testing w.r.t the fault detection capability of test suites written to all kill mutants generated by each approach.

Next, we turned our interest to the set of particular bugs that every approach can and cannot reveal when spending the same effort. Hence, we map each bug with its revealing tool, from the simulation results of Figure 4a and illustrate their corresponding Venn diagrams in Figure 6.



(a) Effectiveness: mean fault-detection per subject.



(b) Cost-efficiency: fault detection by the number of mutants analysed.

Fig. 5: Comparison between μ BERT and PiTest, relative to the fault-detection of test suites written to kill **all** generated mutants.

From the disjoint sets in Sub-figure 6a, we notice a clear advantage in using μ BERT over the considered SOA baselines, as it finds most of the bugs they find in addition to finding exclusively 47 bugs when spending the same effort. More precisely, μ BERT finds 52, 77 and 52 more bugs than Pit-all, Pit-default and Pit-rv-all, respectively, whereas they find each 13, 10 and 13 bugs that μ BERT missed.

This endorses the fact that μ BERT introduces mutants that represent more real bugs than SOA mutation techniques, and encourages the investigation of the eventual complementary between the approaches. This observation is more noticeable when considering the overlapping between bugs found by each approach in at least 90% of the simulations (Sub-figure 6b). We notice that the approaches perform comparably, with a particular distinction of Pit-all and Pit-default results which find exclusively 19 and 21 bugs with these high fault detection percentages instead of 0, as observed in Sub-figure 6a. Nevertheless, μ BERT conserves the same advantage over the considered baselines in this

TABLE 3: Paired (per subject bug) statistical tests of the average fault detection of test suites written to kill **all** the **mutants** generated by each approach (data of Figure 5a).

(a) Wilcoxon paired test p-values computed on every dataset subject, comparing each approach (A1) from the first column to the other approaches (A2). p-values smaller than 0.05 indicate that (A1) yields an average fault detection significantly higher than that of (A2).

p-values	Pit-rv-all	Pit-default	Pit-all
μ BERT	2.49e-13	2.14e-33	1.47e-14
Pit-all	4.71e-01	2.76e-23	–
Pit-default	1.00e+00	–	–

(b) Vargha and Delaney \hat{A}_{12} values computed on every dataset subject, comparing each approach (A1) from the first column to the other approaches (A2). \hat{A}_{12} values higher than 0.5 indicate that (A1) yields an average fault detection higher than that of (A2) in the majority of the cases.

\hat{A}_{12}	Pit-rv-all	Pit-default	Pit-all
μ BERT	0.6028	0.7123	0.6061
Pit-all	0.5077	0.6400	–
Pit-default	0.3676	–	–

regard, finding exclusively 42 bugs more. It finds also 50, 63 and 69 more bugs than respectively Pit-all, Pit-default and Pit-rv-all, whereas they find each 59, 58 and 27 bugs that μ BERT missed.

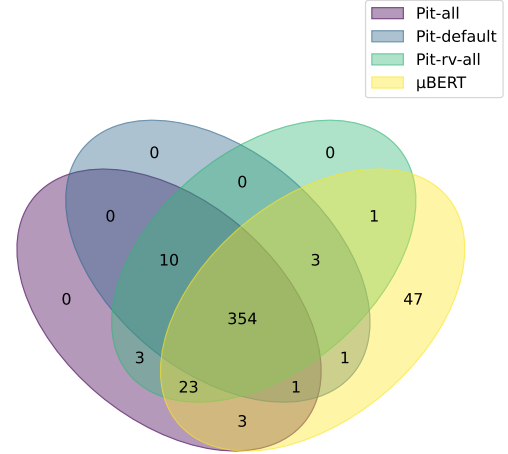
6.3 RQ3: Qualitative Analysis of μ BERT Mutants

To answer this research question we investigate the mutants generated by μ BERT, which induced test suites able to find bugs that were not detected otherwise, i.e. by the considered SOA approaches (see Figure 6). Meaning that the mutants break similar tests as the target real buggy version.

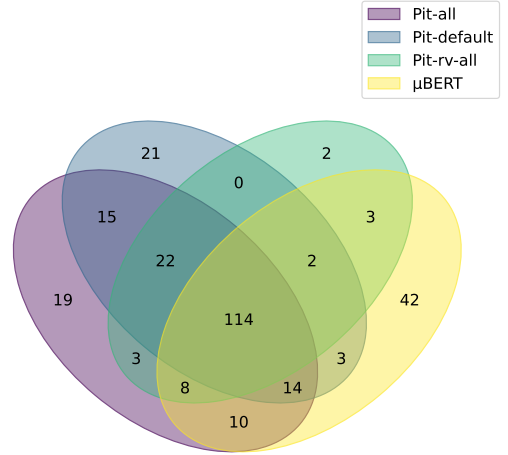
As a simple bug example (requiring only one change to fix it), we consider Lang-49 from Defects4J and we investigate mutants that have been generated by μ BERT and helped in generating tests that reveal it. This bug impacts the results of the method `reduce()` from the class `org.apache.commons.lang.math.Fraction`, which returns a new reduced fraction instance, if possible, or the same instance, otherwise. The bug is caused by a miss-implementation of a specific corner case, which consists of calling the method on a fraction instance that has 0 as numerator. In Table 4, we illustrate example mutants generated by μ BERT that helped in revealing this bug. Every mutant is represented by a diff between the fixed and the mutated version by μ BERT.

As can be seen, μ BERT can generate mutants that can be induced by applying conventional pattern-based mutations, i.e., Mutant 1 replaces a relational operator (`==`) with another (`>`) and Mutant 2 replaces an integer operand (0) with another one (1).

In addition, it proposes more complex mutations that are unlikely achievable without any knowledge of either the AST or the context of the considered program. For instance, it can generate Mutant 4 by changing a conditional return statement with `(this)` the current instance of `Fraction`, which matches the return type of the method. Similarly, to



(a) Faults discovered at least once per 100 runs (Fault detection > 0%).



(b) Faults discovered in over 90% of the runs (Fault detection \geq 90%).

Fig. 6: Number of faults discovered by test-suites written to kill mutants generated by μ BERT and PiTest versions when analysing the **same number of mutants** (same effort).

generate Mutant 5, it replaces `(this)` the current instance of the class `Fraction` by an existent instance of the same type (`ONE`), making the statement returning either the object `ONE` or the object `ZERO`.

To produce more complex mutants, μ BERT applies a condition seeding followed by token-masking and CodeBERT prediction, such as adding `|| (numerator == other.numerator)` to the original condition of a return statement, inducing Mutant 8, or adding `|| !(numerator == Integer.MIN_VALUE)` to the original condition of an if statement, inducing Mutant 3.

To investigate further the impact of the code context captured by the model on the generated mutants, we have rerun μ BERT on 5 subjects from our dataset, with a maximum number of surrounding tokens equal to 10 (instead of 512). Then, we compared manually the induced mutants with those generated by our default setup, in the same locations. From our results, we observed a noticeable decrease in the number of compilable predictions, indicating the general performance decrease of the model when it lacks information about the code context. Particularly, we notice

TABLE 4: Example of mutants generated by μ BERT that helped find the bug Lang-49 from Defects4J.

Mutant 1: replacing binary operator
<pre>@@ org.apache.commons.lang.math.Fraction : 466 @@ - if (numerator == 0) { + if (numerator > 0) {</pre>
Mutant 2: replacing literal implementation
<pre>@@ org.apache.commons.lang.math.Fraction : 466 @@ - if (numerator == 0) { + if (numerator == 1) {</pre>
Mutant 3: adding a condition to an if statement
<pre>@@ org.apache.commons.lang.math.Fraction : 466 @@ - if (numerator == 0) { + if ((numerator == 0) + !(numerator==Integer.MIN_VALUE)) {</pre>
Mutant 4: replacing a condition
<pre>@@ org.apache.commons.lang.math.Fraction : 467 @@ - return equals(ZERO) ? this: ZERO; + return this;</pre>
Mutant 5: replacing this access by another object
<pre>@@ org.apache.commons.lang.math.Fraction : 467 @@ - return equals(ZERO) ? this: ZERO; + return equals(ZERO) ? ONE: ZERO;</pre>
Mutant 6: replacing method argument
<pre>@@ org.apache.commons.lang.math.Fraction : 469 @@ int gcd = greatestCommonDivisor(- Math.abs(numerator), denominator); + Math.abs(numerator), 1);</pre>
Mutant 7: replacing a variable
<pre>@@ org.apache.commons.lang.math.Fraction : 473 @@ - return Fraction.getFraction(numerator / gcd, + return Fraction.getFraction(numerator / 3, denominator / gcd);</pre>
Mutant 8: adding a condition to a return statement
<pre>@@ org.apache.commons.lang.math.Fraction : 840 @@ return (getNumerator() == other.getNumerator() - && getDenominator() == other.getDenominator()); + && getDenominator() == other.getDenominator()); + (numerator == other.numerator);</pre>

that it is not able to produce program-specific mutants, i.e. by changing an object by another or a method call with another. In Table 5, we illustrate some example mutants that helped find each of the studied subjects (breaking same tests as the original bug), which μ BERT failed to generate when the maximum number of surrounding tokens is limited to 10.

7 THREATS TO VALIDITY

One external threat to validity concerns the generalisation of our findings and results in the empirical evaluation. To reduce this threat, we used a large number of real bugs from popular open-source projects with their associated developer test-suites, provided by an established and independently built benchmark (i.e. Defects4J [29]). Nevertheless, we acknowledge that the results may be different considering projects in different domains.

Other threats may arise from our way of assessing the fault detection capability of mutation testing approaches, based on their capability of guiding the testing via a developer/tester simulation in which we assume that the current test suites are complete and the not killed mutants are equivalent. Although we acknowledge that this may not be the case in real-world scenarios, we believe that this process is sufficient to evaluate our approach, particularly considering the fact the test suites provided by Defects4J are relatively strong. Additionally, to mitigate any comparison threat between the considered approaches, we use consistently and similarly the same test-suites, setups and simulation assumptions in all our study.

The choice of our comparison baseline may form other threats to the validity of our findings. While different fault-seeding approaches have been proposed recently, PiTest remains among the most mature and stable mutation testing tools for Java programs, thus, forming an appropriate comparison baseline to evaluate our work. Furthermore, we compared our results with those obtained by mutants from different configurations proposed by PiTest, enlarging our study to the different audiences targeted by this latter. We acknowledge however that the results may change when considering other techniques and consider the evaluation of the effectiveness and cost-efficiency of different mutation testing techniques as out of the scope of this paper.

Other construct threats may arise from considering the number of mutants analysed as metric to measure the effort required to find a fault. In addition to the fact that this metric has been widely used by the literature [9], [34], [47], we believe that it is intuitive and representative of the global manual effort of the tester in analysing the mutants, discarding them or writing tests to kill them. While being the standard in the literature, we acknowledge that this measure does not account for the cost difference between mutants, attributing the same cost to all mutants. This is simply because we do not know the specific effort required to analyse every specific mutant or to write every specific test. Additionally, our cost-efficiency results may be impacted by costs that are not captured with this metric, such as the execution or the developing effort of either CodeBERT, the key component of μ BERT, or the set of patterns and execution enhancements over the different releases of PiTest. Nevertheless, we tried to mitigate any major threats that can be induced by the implementation of the different tools, i.e. we reduce the dataset subjects to those on which every approach generated at least one mutant and consider any implementation difference between the approaches as out of the current scope.

8 RELATED WORK

Since the 1970s, mutation testing has been the main focus of multiple research works [57]. Their findings have proven that artificial faults can be useful in multiple software engineering applications, such as testing [47], debugging [37], [48], assessing fault tolerance [42], risk analysis [16], [56] and dependability evaluation [10].

Despite this long history of research, the generation of relevant mutants remains an open question. Most of the related research has focused on the design of fault

TABLE 5: Example of mutants generated by μ BERT that helped in finding bugs from Defects4J and could not be generated when limiting the maximum number of surrounding tokens to 10.

Mutant 1 (JacksonCore-4) : replacing a method call
<pre>@@ com.fasterxml.jackson.core.util.TextBuffer : 515 @@ - unshare(1); + expand(1);</pre>
Mutant 2 (Closure-26) : replacing an object
<pre>@@ com.google.javascript.jscomp.ProcessCommonJSModules : 89 @@ - .replaceAll(Pattern.quote(File.separator), MODULE_NAME_SEPARATOR) + .replaceAll(Pattern.quote(filename), MODULE_NAME_SEPARATOR)</pre>
Mutant 3 (Closure-35) : replacing a method call
<pre>@@ com.google.javascript.jscomp.TypeInference : 1092 @@ - scope = traverseChildren(n, scope); + scope = traverse(n, scope);</pre>
Mutant 4 (Lang-27) : replacing a method call
<pre>@@ org.apache.commons.lang3.math.NumberUtils : 526 @@ - if (!(f.isInfinite() (f.floatValue() == 0.0F && !allZeros))) { + if (!(f.isInfinite() (f.round() == 0.0F && !allZeros))) { // also "f.floatValue()" to "f.scale()"</pre>
Mutant 5 (Math-64) : replacing an object
<pre>@@ org.apache.commons.lang.math.Fraction : 852 @@ - for (int j = k; j < jacobian.length; ++j) { + for (int j = k; j < beta.length; ++j) {</pre>
Mutant 6 (Lang-27) : replacing an object
<pre>@@ org.apache.commons.lang3.math.NumberUtils : 526 @@ - if (!(f.isInfinite() (f.floatValue() == 0.0F && !allZeros))) { + if (!(f.isInfinite() (f.round() == 0.0F && !zero))) {</pre>

patterns (mutation operators) which are usually defined based on the target language grammar [8], [47] then refined through empirical studies [33], [40], [44] aiming at reducing the redundancy and noise among their generated mutants. The continuous advances in this sense were followed by a constant emergence of pattern-based mutation testing tools and releases [17], [35], [39], among which some are becoming popular and widely adopted by researchers and practitioners, such as PiTest [17], from which we consider three configurations as our comparison baseline.

Recent research has focused their interest on improving the representativeness of artificial faults aiming at reducing the mutation space to real-like faults. For instance, instead of basing the mutation operators' design on the programming language grammar, Brown et al. [12] proposed inferring them from real bug fixes. Similarly, Tufano et al. [54] proposed a neural machine translation technique that learns how to inject faults from real bug fixes. Along the same line, Patra et al. [50] proposed a semantic-aware learning approach, that learns and then adapts fault patterns to the project of interest. Their results are promising, however, the fact that these techniques depend on the availability of numerous, diverse, comprehensive and untangled fix commits [27] of not coupled faults [43], which is often hard to fulfil in practice, may hinder their performance. Acknowledging for the injection location [13], [42], Khanfir et al. [32] combined the usage of information retrieved from bug reports with inverted automated-program-repair patterns to replicate real faults fixable by the original fix-patterns. Their

results showed that they can generate faults that mimic real ones, however, their approach remains dependent and limited to the presence of good bug reports. Overall, designing the mutation operators based on the known faults space yields more diverse mutants that represent more fault types. However, these extended operator sets tend to increase the number of generated mutants and consequently the general cost of the mutation campaign i.e. the fault patterns proposed by Brown et al. and Khanfir et al. counted also most of the conventional mutators in addition to new ones. Unlike these techniques, μ BERT leverages pre-trained models to introduce mutants based on code knowledge instead of the faults one. As code is more available than faults, it offers a more flexible and complete knowledge base than faults, i.e. it permits to overcome the limitations and efforts required 1) to collect clean bug-fixing commits, 2) to capture the faulty behaviour and 3) design fault patterns, be it manually or via machine learning techniques.

Aiming at reducing the number of generated mutants, researchers have proposed different strategies to generate relevant mutants. For instance, studies that show that mutant strength resides in not only its inducing pattern but also where it is injected [13], [42], motivated the importance of selecting relevant locations to mutate. In this regard, Sun et al. [53] suggest mutating multiple places within diverse program execution paths. Gong et al. [26] also propose the mutation in diverse locations of the program extracted from graph analysis. Similarly, Mirshokraie et al. [41] compute complexity metrics from program executions to extract loca-

tions with good observability to mutate. Other approaches restrict the fault injection on specific locations of the program, such as the code impacted by the last commits [38], [58] for better usability in continuous integration, or targeting locations related to a given bug-report [32] to target a specific feature or behaviour, etc. More recent advances have resulted in powerful techniques for cost-effectively selecting mutants, i.e., by avoiding the analysis of redundant mutants (basically, equivalent and subsumed ones) [24], [25], [28]. In particular, the work of Garg et al. [24] utilises the knowledge of mutants’ surrounding context, embedded into the vector space, to predict whether a mutant is likely subsuming or not. In this work, we do not target any specific code part or any narrow use case, but instead, perform fault injection in a brute-force way similarly to mutation testing, by iterating every program statement and masking every involved token.

Multiple studies have been focused on the relationship between artificial and real faults [47]. The results of the studies conducted by Ojdanic et al. [45], Papadakis et al. [49], Just et al. [30] and Andrews et al. [9] showed that there is a correlation between tests broken by a bug and tests killing mutants. Meaning that artificial faults can be used as alternatives to real faults in controlled studies. Moreover, the findings of Chekam et al. [14], Frankl et al. [23] and Li et al. [36] show that guiding testing by mutants leads to significantly higher fault revelation capability than the ones of other test adequacy criteria. Based on these findings, we assess our approach based on the relation between the injected and real faults, in terms of breaking tests. More precisely, we conduct a fault detection effectiveness and cost-efficiency study to evaluate our approach’s mutants in guiding testing and compare it to state-of-the-art techniques. Furthermore, we discuss the diversity and readability of μ BERT mutants through real examples.

The closest related work is a preliminary implementation of μ BERT that was recently presented in the 2022 mutation workshop [18]. This implementation, denoted as μ BERT_{conv} in our evaluation, includes the conventional mutations (to mask and replace tokens by the model predictions), but it does not include the condition-seeding additive mutations that provide major benefits for fault detection. Moreover, μ BERT_{conv} was evaluated only on 40 bugs from Defects4J, and compared only to an early version of PiTest (similar to Pit-rv-all). In this work, we perform an extensive experimental evaluation including 689 bugs from Defects4J and compare μ BERT effectiveness with three different configurations from PiTest. Moreover, we show that μ BERT finds on average more bugs than μ BERT_{conv} without requiring more effort.

9 CONCLUSION

We presented μ BERT; a pre-trained language model based fault injection approach. μ BERT provides researchers and practitioners with easy-to-understand “natural” mutants to help them in writing tests of higher fault revelation capabilities.

Unlike state-of-the-art approaches, it does neither require nor depend on any kind of faults knowledge or language grammar but instead on the actual code definition

and distribution, as written by developers in numerous projects. This facilitates its developing, maintainability, integration and extension to different programming languages. In fact, it reduces the overhead of learning how to mutate, be it via creating and selecting patterns or collecting good bug-fixes and learning from their patches.

In a nutshell, μ BERT takes as input a given program and replaces different pieces of its code base with predictions made by a pretrained generative language model, producing multiple likely-to-occur mutations. The approach targets diverse business code locations and injects either simple one-token replacement mutants or more complex ones by extending the control-flow conditions. This provides probable developer-like faults impacting different functionalities of the program with higher relevance and lower cost to developers. This is further endorsed by our results where μ BERT induces high fault detection test suites at low effort, outperforming state-of-the-art techniques (PiTest), in this regard.

We have made our implementation and results available [5] to enable reproducibility and support future research.

ACKNOWLEDGMENT

This work was supported by the Luxembourg National Research Fund (FNR) projects C20/IS/14761415/TestFlakes and TestFast, ref. 12630949.

REFERENCES

- [1] Amazon codewhisperer. <https://aws.amazon.com/codewhisperer/>.
- [2] Codebert. <https://github.com/microsoft/CodeBERT>.
- [3] Codebert-nt. <https://github.com/Ahmedfir/CodeBERT-nt>.
- [4] Github copilot. <https://github.com/features/copilot>.
- [5] mberta. <https://github.com/Ahmedfir/mBERTa>.
- [6] Pitest. <http://pitest.org/>.
- [7] Pitest-rv-plugin. <https://github.com/pitest/pitest-rv-plugin>.
- [8] Paul Ammann and Jeff Offutt. *Introduction to Software Testing*. Cambridge University Press, 2008.
- [9] James H. Andrews, Lionel C. Briand, Yvan Labiche, and Akbar Siami Namin. Using mutation analysis for assessing and comparing testing coverage criteria. *IEEE Trans. Software Eng.*, 32(8):608–624, 2006.
- [10] Jean Arlat, Alain Costes, Yves Crouzet, Jean-Claude Laprie, and David Powell. Fault injection and dependability evaluation of fault-tolerant systems. *IEEE Trans. Computers*, 42(8):913–923, 1993.
- [11] Moritz Beller, Chu-Pan Wong, Johannes Bader, Andrew Scott, Mateusz Machalica, Satish Chandra, and Erik Meijer. What it would take to use mutation testing in industry - A study at facebook. In *43rd IEEE/ACM International Conference on Software Engineering: Software Engineering in Practice, ICSE (SEIP)*, pages 268–277. IEEE, 2021.
- [12] David Bingham Brown, Michael Vaughn, Ben Liblit, and Thomas W. Reps. The care and feeding of wild-caught mutants. In *Proceedings of the 2017 11th Joint Meeting on Foundations of Software Engineering, ESEC/FSE*, pages 511–522. ACM, 2017.
- [13] Thierry Titchou Chekam, Mike Papadakis, Tegawendé F. Bis-syandé, Yves Le Traon, and Koushik Sen. Selecting fault revealing mutants. *Empirical Software Engineering*, 25(1):434–487, 2020.
- [14] Thierry Titchou Chekam, Mike Papadakis, Yves Le Traon, and Mark Harman. An empirical study on mutation, statement and branch coverage fault revelation that avoids the unreliable clean program assumption. In *Proceedings of the 39th International Conference on Software Engineering, ICSE 2017, Buenos Aires, Argentina, May 20-28, 2017*, pages 597–608, 2017.

- [15] Mark Chen, Jerry Twarek, Heewoo Jun, Qiming Yuan, Henrique Ponde de Oliveira Pinto, J Kaplan, H Edwards, Y Burda, N Joseph, G Brockman, et al. Evaluating large language models trained on code.(2021). *arXiv preprint arXiv:2107.03374*, 2021.
- [16] Jörgen Christmannson and Ram Chillarege. Generation of error set that emulates software faults based on field data. In *Digest of Papers: FTCS-26, The Twenty-Sixth Annual International Symposium on Fault-Tolerant Computing*, 1996, pages 304–313. IEEE Computer Society, 1996.
- [17] Henry Coles, Thomas Laurent, Christopher Henard, Mike Papadakis, and Anthony Ventresque. Pit: A practical mutation testing tool for java (demo). In *Proceedings of the 25th International Symposium on Software Testing and Analysis*, ISSTA 2016, page 449–452, New York, NY, USA, 2016. Association for Computing Machinery.
- [18] Renzo Degiovanni and Mike Papadakis. μ bert: Mutation testing using pre-trained language models. In *15th IEEE International Conference on Software Testing, Verification and Validation Workshops ICST Workshops 2022, Valencia, Spain, April 4-13, 2022*, pages 160–169. IEEE, 2022.
- [19] Richard A. DeMillo, Richard J. Lipton, and Frederick G. Sayward. Hints on test data selection: Help for the practicing programmer. *IEEE Computer*, 11(4):34–41, 1978.
- [20] Jacob Devlin, Ming-Wei Chang, Kenton Lee, and Kristina Toutanova. Bert: Pre-training of deep bidirectional transformers for language understanding. *arXiv preprint arXiv:1810.04805*, 2018.
- [21] JDT Eclipse. Eclipse java development tools (jdt), 2013.
- [22] Zhangyin Feng, Daya Guo, Duyu Tang, Nan Duan, Xiaocheng Feng, Ming Gong, Linjun Shou, Bing Qin, Ting Liu, Daxin Jiang, and Ming Zhou. Codebert: A pre-trained model for programming and natural languages. In *Proceedings of the 2020 Conference on Empirical Methods in Natural Language Processing: Findings, EMNLP, volume EMNLP 2020 of Findings of ACL*, pages 1536–1547. Association for Computational Linguistics, 2020.
- [23] Phyllis G. Frankl, Stewart N. Weiss, and Cang Hu. All-uses vs mutation testing: An experimental comparison of effectiveness. *J. Syst. Softw.*, 38(3):235–253, 1997.
- [24] Aayush Garg, Milos Ojdanic, Renzo Degiovanni, Thierry Titchou Chekam, Mike Papadakis, and Yves Le Traon. Cerebro: Static subsuming mutant selection. *IEEE Trans. Software Eng.*
- [25] Rohit Gheyi, Márcio Ribeiro, Beatriz Souza, Marcio Augusto Guimarães, Leo Fernandes, Marcelo d’Amorim, Vander Alves, Leopoldo Teixeira, and Balduino Fonseca. Identifying method-level mutation subsumption relations using Z3. *Inf. Softw. Technol.*, 132:106496, 2021.
- [26] Dunwei Gong, Gongjie Zhang, Xiangjuan Yao, and Fanlin Meng. Mutant reduction based on dominance relation for weak mutation testing. *Information & Software Technology*, 81:82–96, 2017.
- [27] Kim Herzig and Andreas Zeller. Untangling changes. *Unpublished manuscript*, September, 37:38–40, 2011.
- [28] Claudinei Brito Junior, Vinicius H. S. Durelli, Rafael Serapilha Durelli, Simone R. S. Souza, Auri M. R. Vincenzi, and Márcio Eduardo Delamaro. A preliminary investigation into using machine learning algorithms to identify minimal and equivalent mutants. In *13th IEEE International Conference on Software Testing, Verification and Validation Workshops, ICSTW*, pages 304–313. IEEE, 2020.
- [29] René Just, Darioush Jalali, and Michael D. Ernst. Defects4j: A database of existing faults to enable controlled testing studies for java programs. In *Proceedings of the 2014 International Symposium on Software Testing and Analysis*, ISSTA 2014, page 437–440, New York, NY, USA, 2014. Association for Computing Machinery.
- [30] René Just, Darioush Jalali, Laura Inozemtseva, Michael D. Ernst, Reid Holmes, and Gordon Fraser. Are mutants a valid substitute for real faults in software testing? In *Proceedings of the 22nd ACM SIGSOFT International Symposium on Foundations of Software Engineering, (FSE-22)*, Hong Kong, China, November 16 - 22, 2014, pages 654–665. ACM, 2014.
- [31] Ahmed Khanfir, Matthieu Jimenez, Mike Papadakis, and Yves Le Traon. Codebert-nt: code naturalness via codebert. *arXiv preprint arXiv:2208.06042*, 2022.
- [32] Ahmed Khanfir, Anil Koyuncu, Mike Papadakis, Maxime Cordy, Tegawende F. Bissyandé, Jacques Klein, and Yves Le Traon. Ibir: Bug report driven fault injection. *ACM Trans. Softw. Eng. Methodol.*, may 2022.
- [33] Marinos Kintis, Mike Papadakis, Andreas Papadopoulos, Evangelos Valvis, Nicos Malevris, and Yves Le Traon. How effective are mutation testing tools? an empirical analysis of java mutation testing tools with manual analysis and real faults. *Empir. Softw. Eng.*, 23(4):2426–2463, 2018.
- [34] Bob Kurtz, Paul Ammann, Jeff Offutt, Márcio Eduardo Delamaro, Mariet Kurtz, and Nida Gökçe. Analyzing the validity of selective mutation with dominator mutants. In *Proceedings of the 24th ACM SIGSOFT International Symposium on Foundations of Software Engineering, FSE 2016, Seattle, WA, USA, November 13-18, 2016*, pages 571–582, 2016.
- [35] T. Laurent, M. Papadakis, M. Kintis, C. Henard, Y. L. Traon, and A. Ventresque. Assessing and improving the mutation testing practice of pit. In *2017 IEEE International Conference on Software Testing, Verification and Validation (ICST)*, pages 430–435, March 2017.
- [36] Nan Li, Upsorn Praphamontpong, and Jeff Offutt. An experimental comparison of four unit test criteria: Mutation, edge-pair, all-uses and prime path coverage. In *Second International Conference on Software Testing Verification and Validation, ICST, 2009, Workshops Proceedings*, pages 220–229. IEEE Computer Society, 2009.
- [37] Yiling Lou, Ali Ghanbari, Xia Li, Lingming Zhang, Haotian Zhang, Dan Hao, and Lu Zhang. Can automated program repair refine fault localization? a unified debugging approach. In *ISSTA ’20: 29th ACM SIGSOFT International Symposium on Software Testing and Analysis, Virtual Event, USA, July 18-22, 2020*, pages 75–87. ACM, 2020.
- [38] Wei Ma, Thomas Laurent, Milos Ojdanic, Thierry Titchou Chekam, Anthony Ventresque, and Mike Papadakis. Commit-aware mutation testing. In *Proceedings of the 36th IEEE International Conference on Software Maintenance and Evolution, ICSME*, 2020.
- [39] Yu-Seung Ma, Jeff Offutt, and Yong Rae Kwon. Mujava: an automated class mutation system. *Softw. Test. Verification Reliab.*, 15(2):97–133, 2005.
- [40] Michaël Marcozzi, Sébastien Bardin, Nikolai Kosmatov, Mike Papadakis, Virgile Prevosto, and Loïc Correnson. Time to clean your test objectives. In Michel Chaudron, Ivica Crnkovic, Marsha Chechik, and Mark Harman, editors, *Proceedings of the 40th International Conference on Software Engineering, ICSE 2018, Gothenburg, Sweden, May 27 - June 03, 2018*, pages 456–467. ACM, 2018.
- [41] Shabnam Mirshokraie, Ali Mesbah, and Karthik Pattabiraman. Guided mutation testing for javascript web applications. *IEEE Trans. Software Eng.*, 41(5):429–444, 2015.
- [42] Roberto Natella, Domenico Cotroneo, João Durães, and Henrique Madeira. On fault representativeness of software fault injection. *IEEE Trans. Software Eng.*, 39(1):80–96, 2013.
- [43] A. Jefferson Offutt. Investigations of the software testing coupling effect. *ACM Trans. Softw. Eng. Methodol.*, 1(1):5–20, 1992.
- [44] A. Jefferson Offutt, Ammei Lee, Gregg Rothermel, Roland H. Untch, and Christian Zapf. An experimental determination of sufficient mutant operators. *ACM Trans. Softw. Eng. Methodol.*, 5(2):99–118, 1996.
- [45] Milos Ojdanic, Aayush Garg, Ahmed Khanfir, Renzo Degiovanni, Mike Papadakis, and Yves Le Traon. Syntactic vs. semantic similarity of artificial and real faults in mutation testing studies. *arXiv preprint arXiv:2112.14508*, 2021.
- [46] Mike Papadakis, Thierry Titchou Chekam, and Yves Le Traon. Mutant quality indicators. In *2018 IEEE International Conference on Software Testing, Verification and Validation Workshops*, pages 32–39. IEEE Computer Society, 2018.
- [47] Mike Papadakis, Marinos Kintis, Jie Zhang, Yue Jia, Yves Le Traon, and Mark Harman. Chapter six - mutation testing advances: An analysis and survey. *Advances in Computers*, 112:275–378, 2019.
- [48] Mike Papadakis and Yves Le Traon. Metallaxis-fl: mutation-based fault localization. *Software Testing, Verification and Reliability*, 25(5-7):605–628, 2015.
- [49] Mike Papadakis, Donghwan Shin, Shin Yoo, and Doo-Hwan Bae. Are mutation scores correlated with real fault detection?: a large scale empirical study on the relationship between mutants and real faults. In *Proceedings of the 40th International Conference on Software Engineering, ICSE 2018, Gothenburg, Sweden, May 27 - June 03, 2018*, pages 537–548, 2018.
- [50] Jibesh Patra and Michael Pradel. Semantic bug seeding: A learning-based approach for creating realistic bugs. *ESEC/FSE 2021*, page 906–918, New York, NY, USA, 2021. Association for Computing Machinery.
- [51] Renaud Pawlak, Martin Monperrus, Nicolas Petitprez, Carlos Noguera, and Lionel Seinturier. Spoon: A Library for Implementing Analyses and Transformations of Java Source Code. *Software: Practice and Experience*, 46:1155–1179, 2015.

- [52] Ana Belén Sánchez, Pedro Delgado-Pérez, Inmaculada Medina-Bulo, and Sergio Segura. Mutation testing in the wild: findings from github. *Empir. Softw. Eng.*, 27(6):132, 2022.
- [53] Chang-ai Sun, Feifei Xue, Huai Liu, and Xiangyu Zhang. A path-aware approach to mutant reduction in mutation testing. *Information & Software Technology*, 81:65–81, 2017.
- [54] Michele Tufano, Cody Watson, Gabriele Bavota, Massimiliano Di Penta, Martin White, and Denys Poshyvanyk. Learning how to mutate source code from bug-fixes. In *2019 IEEE International Conference on Software Maintenance and Evolution, ICSME 2019*, pages 301–312. IEEE, 2019.
- [55] Ashish Vaswani, Noam Shazeer, Niki Parmar, Jakob Uszkoreit, Llion Jones, Aidan N Gomez, Łukasz Kaiser, and Illia Polosukhin. Attention is all you need. *Advances in neural information processing systems*, 30, 2017.
- [56] Jeffrey M. Voas, Frank Charron, Gary McGraw, Keith W. Miller, and Michael Friedman. Predicting how badly “good” software can behave. *IEEE Softw.*, 14(4):73–83, 1997.
- [57] Jeffrey M. Voas and Gary McGraw. *Software Fault Injection: Inoculating Programs against Errors*. John Wiley & Sons, Inc., USA, 1997.
- [58] Lingming Zhang, Darko Marinov, Lu Zhang, and Sarfraz Khurshid. Regression mutation testing. *ISSTA 2012*, page 331–341, New York, NY, USA, 2012. Association for Computing Machinery.