

Stochastic Reservoir Calculations

STEVEN FINCH

January 8, 2023

ABSTRACT. Prabhu (1958) obtained the stationary distribution of storage level Z_t in a reservoir of finite volume v , given an inflow X_t and an outflow Y_t . Time t is assumed to be discrete, $X_t \sim \text{Gamma}(p, \mu)$ are independent and p is a positive integer. The mean inflow is p/μ ; the target outflow is m (constant). We attempt to clarify intricate details, often omitted in the literature, by working through several examples. Of special interest are the probabilities of depletion ($Z_t = 0$) and spillage ($Z_t = v$). For prescribed $\{v, p, \mu\}$, what value of m minimizes both of these?

Let $v > 0$, p be a positive integer, $\mu > 0$ and $m > 0$. At each time $t = 1, 2, 3, \dots$, a reservoir of volume v absorbs an inflow $X_t \sim \text{Gamma}(p, \mu)$ and simultaneously releases an outflow $0 \leq Y_t \leq m$, depending on availability. More precisely,

$$Y_t = \min \{X_t + Z_t, m\}$$

where $0 \leq Z_t \leq v$ is the storage level. Independence across time is assumed. Our interest is in the probability density function of Z_t in the limit as $t \rightarrow \infty$. We need not explicitly refer to Y_t again, as Z_{t+1} can be defined recursively without it:

$$Z_{t+1} = \max \{0, \min \{X_t + Z_t - m, v\}\}, \quad Z_1 = v/2.$$

Let $n = \lfloor v/m \rfloor$ and $\delta = v - mn$. In words, δ is 0 if and only if v is an integer multiple of m , and δ is otherwise > 0 . Let

$$\lambda = (-1)^{p-1} \mu^p \exp(-\mu m).$$

The graph of the PDF for Z_t is piecewise smooth and contains at most $n+1$ arcs, as well as point masses at $z = 0$ and $z = v$. The arcs are identified by $j = 0, 1, 2, \dots, n$ from left to right, and correspond to open subintervals

$$\max \{(j-1)m + \delta, 0\} < z < \min \{jm + \delta, v\}$$

of $0 < z < v$. Prabhu [1] impressively obtained the cumulative distribution function

$$F(z) = 1 - \exp[\mu(v-z)] \sum_{r=0}^{p-1} \alpha_r \sum_{q=0}^{n-j} (-\lambda)^q \frac{(v - qm - z)^{qp+r}}{(qp+r)!}$$

⁰Copyright © 2023 by Steven R. Finch. All rights reserved.

that shall occupy us for the remainder of this paper. The α_r coefficients are found by solving a system of p linear equations with coefficients d_{rs} for $r, s = 0, 1, \dots, p-1$. These will be defined shortly.

Special considerations apply to endpoints. Let $\kappa = n - 1$ if $\delta = 0$ and $\kappa = n$ otherwise. The depletion probability, i.e., odds for the reservoir to be dry, is

$$F(0) = 1 - \exp(\mu v) \sum_{r=0}^{p-1} \alpha_r \sum_{q=0}^{\kappa} (-\lambda)^q \frac{(v - q m)^{q p + r}}{(q p + r)!}.$$

In contrast, the spillage probability, i.e., odds for the reservoir to be full, is just

$$1 - F(v) = \alpha_0.$$

Minimizing the chance of both zero supply (harmful) and oversupply (wasteful) is clearly important. Other quantities of interest include the total deficit, i.e., unsatisfied demand, over a specified time duration; and total surplus, i.e., unwanted supply (because $v < \infty$) that necessarily leaks into the environment.

For $r = 0, 1, \dots, p-1$, the linear system

$$\alpha_r - \lambda \sum_{s=0}^{p-1} d_{rs} \alpha_s = (-\mu)^r \exp[-\mu(v + m)] \sum_{s=0}^{p-r-1} \frac{[\mu(v + m)]^s}{s!}$$

requires solution, where

$$d_{rs} = (-1)^{p+r-1} \sum_{q=0}^n (-\lambda)^q \int_{q m}^v \frac{(t - q m)^{q p + s} (t + m)^{p-r-1}}{(q p + s)!(p - r - 1)!} dt.$$

The integral can be easily expressed in closed-form.

Prabhu's CDF formula, given gamma-distributed inflow, extends a PDF formula discovered earlier by Moran [2], given exponentially distributed inflow ($p = 1$). We have not studied [2] in depth. More discussion of [1] appears in [3, 4, 5, 6]. The treatment in [7, 8] is, however, most pragmatic and useful for our purposes.

Henceforth we fix $v = 1$ and explore results for selected $\{p, \mu, m\}$. It is surprising, more than fifty years after the publication of Prabhu's work, that greater attention has not been paid to this research [7]. We can only imagine that intricate details, often lost in theoretical summaries, have conspired to prevent greater understanding and widespread recognition. Our hope is that working through a few examples will help to improve matters.

$$1. \quad \{p, \mu, m\} = \{1, 2, \frac{1}{2}\}$$

The mean inflow is $p/\mu = 1/2$ and the target outflow is $m = 1/2$. Clearly $n = \lfloor 1/m \rfloor = 2$ and $\delta = 1 - mn = 0$, i.e., there is no offset. The arcs $j = 0, 1, 2$ correspond to intervals

$$0 < z < 0, \quad 0 < z < 1/2, \quad 1/2 < z < 1$$

and thus $j = 0$ can be ignored (being empty). Prabhu's formula gives $F(z)$ as

$$1 - \frac{1}{2} \exp[\mu(1-z)] [2 - (1-2z)\lambda] \alpha_0$$

for $j = 1$ and

$$1 - \exp[\mu(1-z)] \alpha_0$$

for $j = 2$. The linear equation

$$(1 - \lambda d_{00}) \alpha_0 = \exp\left(-\frac{3}{2}\mu\right)$$

coupled with

$$d_{00} = 1 - \frac{1}{8}\lambda$$

and $\lambda = 2e^{-1}$ give

$$\alpha_0 = \frac{8}{8 - 8\lambda + \lambda^2} \exp\left(-\frac{3}{2}\mu\right) = 0.15000227...$$

as the spillage probability. Because $\kappa = n - 1 = 1$,

$$F(0) = 1 - \frac{1}{2} \exp(\mu) (2 - \lambda) \alpha_0 = 0.29937324...$$

is the depletion probability. One may have expected these two probabilities to be almost equal (since $1/\mu = 1/2 = m$ and by a certain symmetry), but this is not true. The derivative $f(z)$ of $F(z)$ is plotted in Figure 1.

$$2. \quad \{p, \mu, m\} = \{1, 2, \frac{1}{3}\}$$

The mean inflow is $p/\mu = 1/2$ and the target outflow is $m = 1/3$. Clearly $n = \lfloor 1/m \rfloor = 3$ and $\delta = 1 - mn = 0$, i.e., there is no offset. The arcs $j = 0, 1, 2, 3$ correspond to intervals

$$0 < z < 0, \quad 0 < z < 1/3, \quad 1/3 < z < 2/3, \quad 2/3 < z < 1$$

and thus $j = 0$ can be ignored (being empty). Prabhu's formula gives $F(z)$ as

$$1 - \frac{1}{18} \exp [\mu(1 - z)] [18 - 6(2 - 3z)\lambda + (1 - 3z)^2\lambda^2] \alpha_0$$

for $j = 1$,

$$1 - \frac{1}{3} \exp [\mu(1 - z)] [3 - (2 - 3z)\lambda] \alpha_0$$

for $j = 2$ and

$$1 - \exp [\mu(1 - z)] \alpha_0$$

for $j = 3$. The linear equation

$$(1 - \lambda d_{00})\alpha_0 = \exp \left(-\frac{4}{3}\mu \right)$$

coupled with

$$d_{00} = 1 - \frac{2}{9}\lambda + \frac{1}{162}\lambda^2$$

and $\lambda = 2e^{-2/3}$ give

$$\alpha_0 = \frac{162}{162 - 162\lambda + 36\lambda^2 - \lambda^3} \exp \left(-\frac{4}{3}\mu \right) = 0.34604845\dots$$

as the spillage probability. Because $\kappa = n - 1 = 1$,

$$F(0) = 1 - \frac{1}{18} \exp(\mu) (18 - 12\lambda + \lambda^2) \alpha_0 = 0.04363903\dots$$

is the depletion probability. While $\alpha_0 < F(0)$ in Section 1, we have $\alpha_0 > F(0)$ here. This outcome suggests examining a value of m between $1/3$ and $1/2$. The derivative $f(z)$ of $F(z)$ is plotted in Figure 2.

$$3. \quad \{p, \mu, m\} = \{1, 2, \frac{2}{5}\}$$

The mean inflow is $p/\mu = 1/2$ and the target outflow is $m = 2/5$. Clearly $n = \lfloor 1/m \rfloor = 2$ and $\delta = 1 - mn = 1/5$, i.e., the offset is nonzero. The arcs $j = 0, 1, 2$ correspond to intervals

$$0 < z < 1/5, \quad 1/5 < z < 3/5, \quad 3/5 < z < 1;$$

note that $j = 0$ has length only $1/5$. Prabhu's formula gives $F(z)$ as

$$1 - \frac{1}{50} \exp [\mu(1 - z)] [50 - 10(3 - 5z)\lambda + (1 - 5z)^2\lambda^2] \alpha_0$$

for $j = 0$,

$$1 - \frac{1}{5} \exp [\mu(1 - z)] [5 - (3 - 5z) \lambda] \alpha_0$$

for $j = 1$ and

$$1 - \exp [\mu(1 - z)] \alpha_0$$

for $j = 2$. The linear equation

$$(1 - \lambda d_{00}) \alpha_0 = \exp \left(-\frac{7}{5} \mu \right)$$

coupled with

$$d_{00} = 1 - \frac{9}{50} \lambda + \frac{1}{750} \lambda^2$$

and $\lambda = 2e^{-4/5}$ give

$$\alpha_0 = \frac{750}{750 - 750\lambda + 135\lambda^2 - \lambda^3} \exp \left(-\frac{7}{5} \mu \right) = 0.24745701\dots$$

as the spillage probability. Because $\kappa = n = 2$,

$$F(0) = 1 - \frac{1}{50} \exp(\mu) (50 - 30\lambda + \lambda^2) \alpha_0 = 0.12789671\dots$$

is the depletion probability. The values α_0 and $F(0)$ are closer than in the previous two sections; a choice of m that is intermediate to $2/5$ and $1/2$ should make these coincident. We estimate that $m = 0.44276$ meets this objective (with 0.199 as the common probability). On the other hand, if our goal is to minimize the unweighted combination $\alpha_0 + F(0)$, then $m = 0.38$ achieves the goal (with sum 0.372). The derivative $f(z)$ of $F(z)$ is plotted in Figure 3.

$$4. \quad \{p, \mu, m\} = \{2, 4, \frac{1}{2}\}$$

The mean inflow is $p/\mu = 1/2$ and the target outflow is $m = 1/2$. Clearly $n = \lfloor 1/m \rfloor = 2$ and $\delta = 1 - mn = 0$, i.e., there is no offset. The arcs $j = 0, 1, 2$ correspond to intervals

$$0 < z < 0, \quad 0 < z < 1/2, \quad 1/2 < z < 1$$

and thus $j = 0$ can be ignored (being empty). Prabhu's formula gives $F(z)$ as

$$1 - \frac{1}{48} \exp [\mu(1 - z)] \{ [48 - 6(1 - 2z)^2 \lambda] \alpha_0 + [48 - 48z - (1 - 2z)^3 \lambda] \alpha_1 \}$$

for $j = 1$ and

$$1 - \exp [\mu(1 - z)] \{ \alpha_0 + (1 - z) \alpha_1 \}$$

for $j = 2$. The linear equations

$$(1 - \lambda d_{00})\alpha_0 - \lambda d_{01}\alpha_1 = \exp\left(-\frac{3}{2}\mu\right) \left(1 + \frac{3}{2}\mu\right),$$

$$\lambda d_{10}\alpha_0 - (1 - \lambda d_{11})\alpha_1 = \exp\left(-\frac{3}{2}\mu\right) \mu$$

coupled with

$$d_{00} = -1 + \frac{11}{384}\lambda, \quad d_{01} = -\frac{7}{12} + \frac{7}{1920}\lambda,$$

$$d_{10} = 1 - \frac{1}{48}\lambda, \quad d_{11} = \frac{1}{2} - \frac{1}{384}\lambda$$

and $\lambda = -16e^{-2}$ give

$$\alpha_0 = \frac{1}{2} \frac{2 + 3\mu - 2\lambda\mu d_{01} - \lambda(2 + 3\mu)d_{11}}{1 - \lambda(d_{00} + d_{11}) + \lambda^2(d_{00}d_{11} - d_{01}d_{10})} \exp\left(-\frac{3}{2}\mu\right),$$

$$\alpha_1 = \frac{1}{2} \frac{-2\mu + 2\lambda\mu d_{00} + \lambda(2 + 3\mu)d_{10}}{1 - \lambda(d_{00} + d_{11}) + \lambda^2(d_{00}d_{11} - d_{01}d_{10})} \exp\left(-\frac{3}{2}\mu\right);$$

the spillage probability is hence $\alpha_0 = 0.13554701\dots$. Because $\kappa = n - 1 = 1$,

$$F(0) = 1 - \frac{1}{48} \exp(\mu) [(48 - 6\lambda)\alpha_0 + (48 - \lambda)\alpha_1] = 0.22163253\dots$$

is the depletion probability. The mode of $\text{Gamma}(2, \mu)$ is $1/\mu > 0$ whereas the mode of $\text{Gamma}(1, \mu)$ is 0; a small inflow is less likely for $p = 2$ than for $p = 1$, thus $F(0)$ is noticeably smaller than in Section 1. The tail of $\text{Gamma}(2, \mu)$ is fatter than the tail of $\text{Gamma}(1, \mu)$; a large inflow is more likely for $p = 2$ than for $p = 1$, however α_0 is paradoxically smaller than in Section 1 (but only slightly). The derivative $f(z)$ of $F(z)$ is plotted in Figure 4.

5. INVARIANCE

One verification of Prabhu's formula is based on simulation (easily programmed, since the recurrence for Z_t is straightforward). Another verification is more esoteric: to confirm that the formula is invariant under the transformation

$$\left\{v, \frac{p}{\mu}, m\right\} \mapsto \left\{\tilde{v}, \frac{p}{\tilde{\mu}}, \tilde{m}\right\} = \left\{\frac{v}{m}, \frac{p}{m\mu}, 1\right\}$$

in the sense that spillage & depletion probabilities should remain constant and storage level CDF arguments should simply scale by m . First,

$$\tilde{n} = \left\lfloor \frac{\tilde{v}}{\tilde{m}} \right\rfloor = \left\lfloor \frac{v}{m} \right\rfloor = n,$$

$$\tilde{\lambda} = (-1)^{p-1} \tilde{\mu}^p \exp[-\tilde{\mu} \tilde{m}] = (-1)^{p-1} (m \mu)^p \exp[-m \mu \cdot 1] = m^p \lambda$$

and

$$\begin{aligned} \tilde{d}_{rs} &= (-1)^{p+r-1} \sum_{q=0}^n (-\tilde{\lambda})^q \int_{q\tilde{m}}^{\tilde{v}} \frac{(t - q\tilde{m})^{qp+s} (t + \tilde{m})^{p-r-1}}{(qp+s)!(p-r-1)!} dt \\ &= (-1)^{p+r-1} \sum_{q=0}^n m^{pq} (-\lambda)^q \int_q^{v/m} \frac{(t - q)^{qp+s} (t + 1)^{p-r-1}}{(qp+s)!(p-r-1)!} dt \\ &= (-1)^{p+r-1} \sum_{q=0}^n m^{pq} (-\lambda)^q \int_{qm}^v \frac{(\frac{u}{m} - q)^{qp+s} (\frac{u}{m} + 1)^{p-r-1}}{(qp+s)!(p-r-1)!} \frac{du}{m} \end{aligned}$$

upon setting $u = mt$, $du = m dt$; thus

$$\begin{aligned} \tilde{d}_{rs} &= (-1)^{p+r-1} \sum_{q=0}^n \frac{m^{pq} (-\lambda)^q}{m^{pq+s+p-r-1+1}} \int_{qm}^v \frac{(u - qm)^{qp+s} (u + m)^{p-r-1}}{(qp+s)!(p-r-1)!} du \\ &= m^{-(p-r+s)} d_{rs}. \end{aligned}$$

Second,

$$\tilde{\alpha}_r - \tilde{\lambda} \sum_{s=0}^{p-1} \tilde{d}_{rs} \tilde{\alpha}_s = (-\tilde{\mu})^r \exp[-\tilde{\mu}(\tilde{v} + \tilde{m})] \sum_{s=0}^{p-r-1} \frac{[\tilde{\mu}(\tilde{v} + \tilde{m})]^s}{s!}$$

implies

$$\tilde{\alpha}_r - m^p \lambda \sum_{s=0}^{p-1} m^{-(p-r+s)} d_{rs} \tilde{\alpha}_s = m^r (-\mu)^r \exp[-\mu(v + m)] \sum_{s=0}^{p-r-1} \frac{[\mu(v + m)]^s}{s!}$$

because $\tilde{\mu}(\tilde{v} + \tilde{m}) = m \mu \left(\frac{v}{m} + 1\right) = \mu(v + m)$; therefore

$$m^{-r} \tilde{\alpha}_r - \lambda \sum_{s=0}^{p-1} m^{-s} d_{rs} \tilde{\alpha}_s = (-\mu)^r \exp[-\mu(v + m)] \sum_{s=0}^{p-r-1} \frac{[\mu(v + m)]^s}{s!}$$

which is immediately satisfied by $\tilde{\alpha}_r = m^r \alpha_r$. In particular, $\tilde{\alpha}_0 = \alpha_0$. Third,

$$\tilde{\delta} = \tilde{v} - \tilde{m} n = \frac{v - m n}{m} = \frac{\delta}{m}.$$

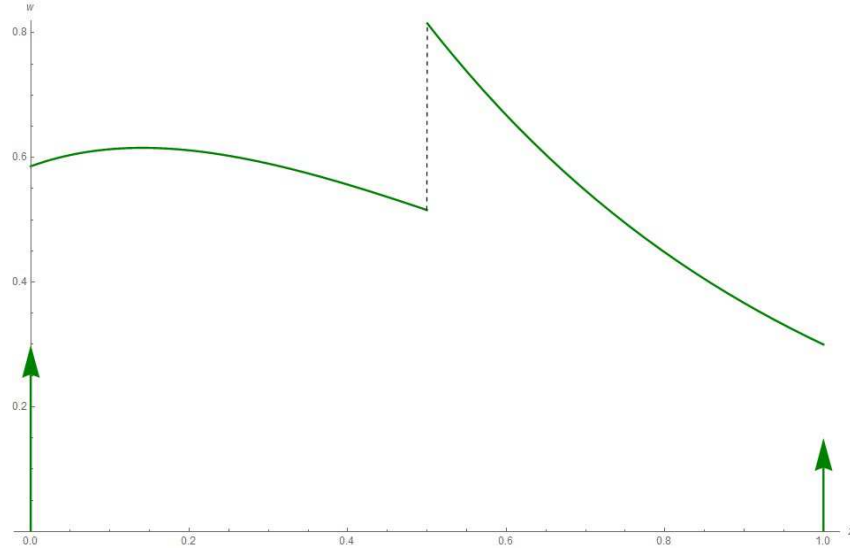


Figure 1: Plot of storage level density $w = f(z)$ for $\{p, \mu, m\} = \{1, 2, \frac{1}{2}\}$.

Finally, given j ,

$$\begin{aligned}
 \tilde{F}(z) &= 1 - \exp[\tilde{\mu}(\tilde{v} - z)] \sum_{r=0}^{p-1} \tilde{\alpha}_r \sum_{q=0}^{n-j} (-\tilde{\lambda})^q \frac{(\tilde{v} - q\tilde{m} - z)^{qp+r}}{(qp+r)!} \\
 &= 1 - \exp\left[(m\mu)\left(\frac{v}{m} - z\right)\right] \sum_{r=0}^{p-1} m^r \alpha_r \sum_{q=0}^{n-j} m^{pq} (-\lambda)^q \frac{\left(\frac{v}{m} - q - z\right)^{qp+r}}{(qp+r)!} \\
 &= 1 - \exp[\mu(v - mz)] \sum_{r=0}^{p-1} m^r \alpha_r \sum_{q=0}^{n-j} \frac{m^{pq} (-\lambda)^q (v - qm - mz)^{qp+r}}{m^{pq+r} (qp+r)!} \\
 &= F(mz)
 \end{aligned}$$

for $(j-1)\tilde{m} + \tilde{\delta} < z < j\tilde{m} + \tilde{\delta}$, i.e., $(j-1)m + \delta < mz < jm + \delta$. In the same way, $\tilde{F}(0) = F(0)$, with the upper summation limit $n-j$ replaced by $\tilde{\kappa} = \kappa$.

6. INQUIRY

Moran [9, 10] introduced a different model – in continuous time – for an infinite volume reservoir. Let $X(t) \sim \text{Gamma}(t, 1/\rho)$ denote the total inflow over the interval $(0, t]$, assumed to be a nonnegative stochastic process with stationary independent increments, where $0 < \rho < 1$ is constant. In particular, $\mathbb{E}(X(T)) = \rho t$. Let the

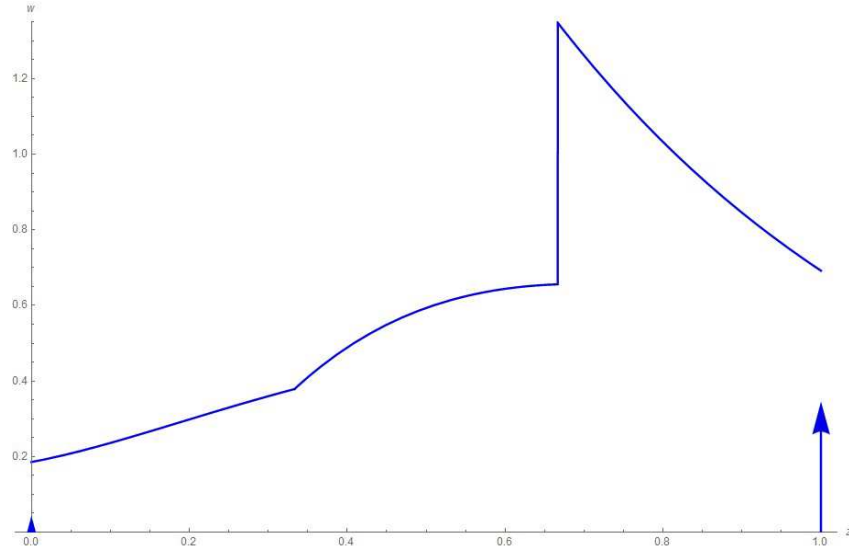


Figure 2: Plot of storage level density $w = f(z)$ for $\{p, \mu, m\} = \{1, 2, \frac{1}{3}\}$.

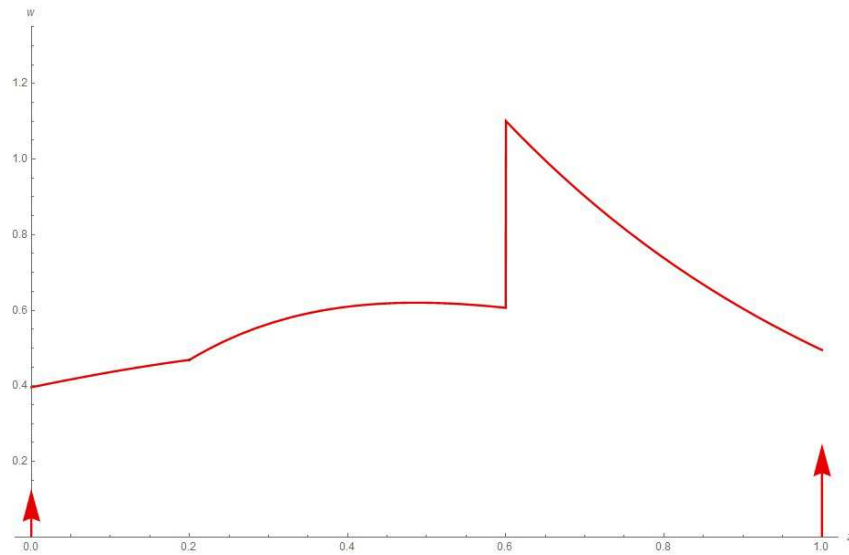


Figure 3: Plot of storage level density $w = f(z)$ for $\{p, \mu, m\} = \{1, 2, \frac{2}{5}\}$.

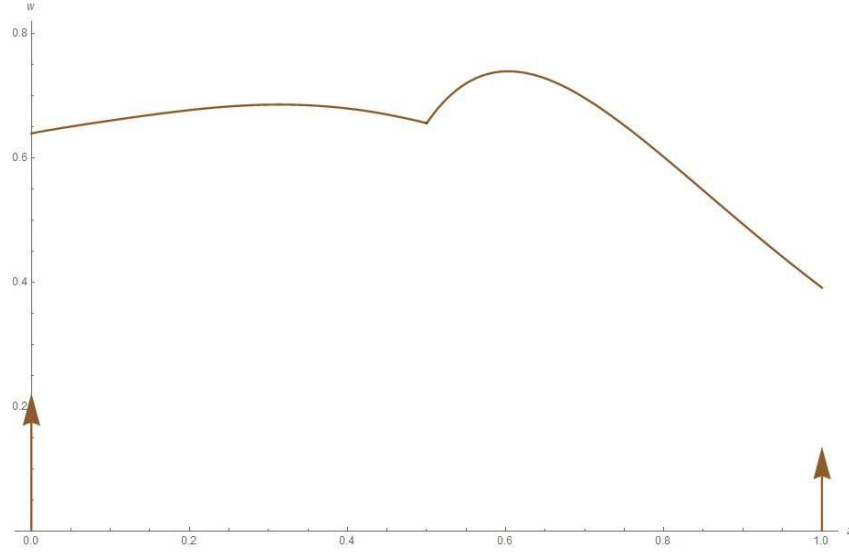


Figure 4: Plot of storage level density $w = f(z)$ for $\{p, \mu, m\} = \{2, 4, \frac{1}{2}\}$.

outflow be continuous and at unit rate except when the reservoir is empty. We have

$$Z(t) = Z(0) + X(t) - t + \int_0^t 1_{\{Z(\tau)=0\}} d\tau$$

where 1_Ω is the indicator function of $\Omega \subseteq \mathbb{R}$. By a limiting argument (from discrete to continuous), the PDF of $Z(t)$ as $t \rightarrow \infty$ has Laplace transform [11]

$$\frac{(1-\rho)\theta}{\theta - \ln(1+\rho\theta)}, \quad \text{Re}(\theta) > 0$$

which Daniels [12] inverted to yield

$$f(z) = -(1-\rho) \int_0^\infty \frac{d}{dz} \frac{(z+w)^{w-1} \exp[-(z+w)/\rho]}{\rho^w \Gamma(w)} dw, \quad z > 0$$

with a point mass $1-\rho$ at $z=0$. We seek an experimental approach to verify this PDF. How might one efficiently simulate $Z(t)$ for suitably large t ? Offers of assistance would be most appreciated. We wonder too if Prabhu's formula could possibly be reconfigured to play a role in this inquiry. The fact that $v < \infty$ earlier but $v = \infty$ here is an issue; the fact that X_t was the precise inflow at time t whereas $X(t)$ is an accumulated inflow over $(0, t]$ is another issue.

7. ACKNOWLEDGEMENTS

Khaled Hamed was so kind to answer several questions of mine; this paper would not have been possible without his very helpful articles [7, 8]. In particular, he appears to be the first author to specify the role of the offset δ when v is not an integer multiple of m . I am grateful to innumerable software developers. The symbolic manipulations described here are tailor-made for Mathematica, and the simulations employed here to check predictions are ideal for R.

REFERENCES

- [1] N. U. Prabhu, On the integral equation for the finite dam, *Quart. J. Math.* 9 (1958) 183–188; MR0099726.
- [2] P. A. P. Moran, A probability theory of dams and storage systems: modifications of the release rules, *Austral. J. Appl. Sci.* 6 (1955) 117–130; MR0077807.
- [3] P. A. P. Moran, *The Theory of Storage*, Wiley, 1959, pp. 39–51; MR0114254.
- [4] N. U. Prabhu, *Queues and Inventories*, Wiley, 1965, pp. 209–213; MR0211494.
- [5] P. Lochert and R. M. Phatarfod, On the problem of discretization in dam theory, *Water Resources Research* 15 (1979) 1593–1597.
- [6] E. H. Lloyd, The stochastic reservoir: exact and approximate evaluations of storage distribution, *J. Hydrology* 151 (1993) 65–107.
- [7] K. H. Hamed, On the implementation of Prabhu’s exact solution of the stochastic reservoir equation, *Adv. in Water Resources* 32 (2009) 594–606.
- [8] K. H. Hamed, Stochastic reservoir analysis, from *Handbook of Engineering Hydrology*, ed. S. Eslamian, CRC Press, 2014, pp. 531–548.
- [9] P. A. P. Moran, A probability theory of a dam with a continuous release, *Quart. J. Math.* 7 (1956) 130–137; MR0101573.
- [10] J. Gani, Problems in the probability theory of storage systems, *J. Royal Statist. Soc. Ser. B* 19 (1957) 181–206; MR0092289.
- [11] D. G. Kendall, Some problems in the theory of dams, *J. Royal Statist. Soc. Ser. B* 19 (1957) 207–212.
- [12] H. E. Daniels, Discussion on the papers by Dr. Gani and Mr. Kendall, *J. Royal Statist. Soc. Ser. B* 19 (1957) 224–225.

Steven Finch
MIT Sloan School of Management
Cambridge, MA, USA
steven_finch@harvard.edu