

SKEWED BERNSTEIN–VON MISES THEOREM AND SKEW–MODAL APPROXIMATIONS

BY DANIELE DURANTE^{1,*}, FRANCESCO POZZA^{2,‡} AND BOTOND SZABO^{1,*,†}

¹*Department of Decision Sciences and Institute for Data Science and Analytics, Bocconi University,*
^{*}daniele.durante@unibocconi.it; [†]botond.szabo@unibocconi.it

²*Department of Statistical Sciences, University of Padova,* [‡]francesco.pozza.2@phd.unipd.it

Deterministic Gaussian approximations of intractable posterior distributions are common in Bayesian inference. From an asymptotic perspective, a theoretical justification in regular parametric settings is provided by the Bernstein–von Mises theorem. However, such a limiting behavior may require a large sample size before becoming visible in practice. In fact, in situations with small–to–moderate sample size, even simple parametric models often yield posterior distributions which are far from resembling a Gaussian shape, mainly due to skewness. In this article, we provide rigorous theoretical arguments for such a behavior by deriving a novel limiting law that coincides with a closed–form and tractable skewed generalization of Gaussian densities, and yields a total variation distance from the exact posterior whose convergence rate can be shown to be of order $1/n$, up to a logarithmic factor. Such a result provides a substantial accuracy improvement over the classical Bernstein–von Mises theorem whose convergence rate, under similar conditions, is of order $1/\sqrt{n}$, again up to a logarithmic factor. In contrast to higher–order approximations based on, e.g., Edgeworth expansions, which require finite truncations for inference, possibly leading to even negative densities, our theory characterizes the limiting behavior of Bayesian posteriors with respect to a sequence of valid and tractable densities. These advancements further motivate a practical plug–in version which replaces the unknown model parameters with the corresponding maximum–a–posteriori estimate to obtain a novel skew–modal approximation achieving the same improved rate of convergence of our skewed Bernstein–von Mises theorem. Extensive simulations and a real–data application confirm that our new theory closely matches the empirical behavior observed in practice even in finite, possibly small, sample regimes. The proposed skew–modal approximation further exhibits improved accuracy not only relative to classical Laplace approximation, but also with respect to state–of–the–art Gaussian and non–Gaussian approximations from mean–field variational Bayes and expectation–propagation.

1. Introduction. Modern Bayesian statistics relies extensively on deterministic approximations of intractable posterior distributions to ease inference in challenging contexts (e.g., Tierney and Kadane, 1986; Minka, 2001; Rue, Martino and Chopin, 2009; Blei, Kucukelbir and McAuliffe, 2017). A natural option to enforce the desired tractability is to constrain the approximating distribution within a suitable family which facilitates the evaluation of functionals of interest for inference. To this end, both classical solutions, such as the approximation of posterior distributions induced by the Laplace method (e.g., Bishop, 2006, Ch. 4.4), and state–of–the–art strategies, including, for example, the standard versions of expectation–

^{*}Co-funded by the European Union (ERC, BigBayesUQ, project number: 101041064). Views and opinions expressed are however those of the author(s) only and do not necessarily reflect those of the European Union or the European Research Council. Neither the European Union nor the granting authority can be held responsible for them.

MSC2020 subject classifications: Primary 62F15; secondary 62F03, 62E17.

Keywords and phrases: Bernstein–von Mises theorem, Deterministic approximation, Generalized skew–normal distribution.

propagation (Minka, 2001), employ Gaussian approximations. These further appear, either as the final solution or as a recurring building–block, also in several routinely–implemented alternatives, such as mean–field variational Bayes (Blei, Kucukelbir and McAuliffe, 2017) and integrated nested Laplace approximation (INLA) (Rue, Martino and Chopin, 2009). See also Opper and Archambeau (2009); Wang and Blei (2013); Chopin and Ridgway (2017); Durante and Rigon (2019); Ray and Szabó (2022) and Vehtari et al. (2020), among others, for further references and examples illustrating the relevance of Gaussian approximations.

From a theoretical perspective, the above Gaussian approximations are typically justified, in asymptotic regimes, by deriving Bernstein–von Mises type results. In its original formulation (Doob, 1949; Le Cam, 2012; Van der Vaart, 2000), the celebrated Bernstein–von Mises theorem states that, in regular parametric models, the posterior distribution converges in total variation distance, with probability tending to one under the law of the data, to a Gaussian distribution. The mean of such a limiting Gaussian is a known function of the true data–generative parameter, or any efficient estimator of this quantity, such as the maximum likelihood estimator, while the variance is the inverse of the Fisher information. Besides supporting deterministic Gaussian approximations of intractable posterior distributions, this central theorem provides also guarantees for the frequentist coverage of suitable Bayesian credible regions (Van der Vaart, 2000). The relevance of these results has motivated several extensions of the Bernstein–von Mises theorem to more complex settings. Relevant contributions along these directions include, among others, generalizations to high-dimensional regimes (Boucheron and Gassiat, 2009; Bontemps, 2011; Spokoiny and Panov, 2021), along with in–depth treatments of misspecified (Kleijn and van der Vaart, 2012) and irregular (Bochkina and Green, 2014) models. Semiparametric (Bickel and Kleijn, 2012; Castillo and Rousseau, 2015) and nonparametric (Castillo and Nickl, 2014) settings have also been addressed. In the nonparametric context, Bernstein–von Mises type results do not hold in general, but asymptotic Gaussianity can be still proved for weak Sobolev spaces via multiscale analysis (Castillo and Nickl, 2014). See also Dehaene and Barthelmé (2018), Wang and Blei (2019) and Kasprzak, Giordano and Broderick (2022) for recent Bernstein–von Mises type results with a specific focus on scalable deterministic approximations from expectation–propagation (EP), variational Bayes (VB) and Laplace method, respectively.

Albeit considering different regimes, the above results share a common focus on asymptotic Gaussianity of the posterior distribution. Although this perspective has led to fundamental advancements in Bayesian asymptotics and deterministic approximations, as illustrated in Figure 1, even basic parametric models may require, in practice, moderate–to–large sample size before yielding posterior distributions that closely resemble Gaussian shapes. In fact, in small–to–moderate sample size settings, general posterior distributions induced by routinely–implemented statistical models, such as Bayesian generalized linear models, display a non–Gaussian behavior, mainly due to skewness (e.g., Kuss, Rasmussen and Herbrich, 2005; Challis and Barber, 2012; Durante, 2019). For example, Durante (2019), Fasano and Durante (2022) and Anceschi et al. (2023) have recently proved that, under a broad class of priors which includes multivariate normals, the posterior distribution induced by probit, multinomial probit and tobit models belongs to a skewed generalization of the Gaussian dis-

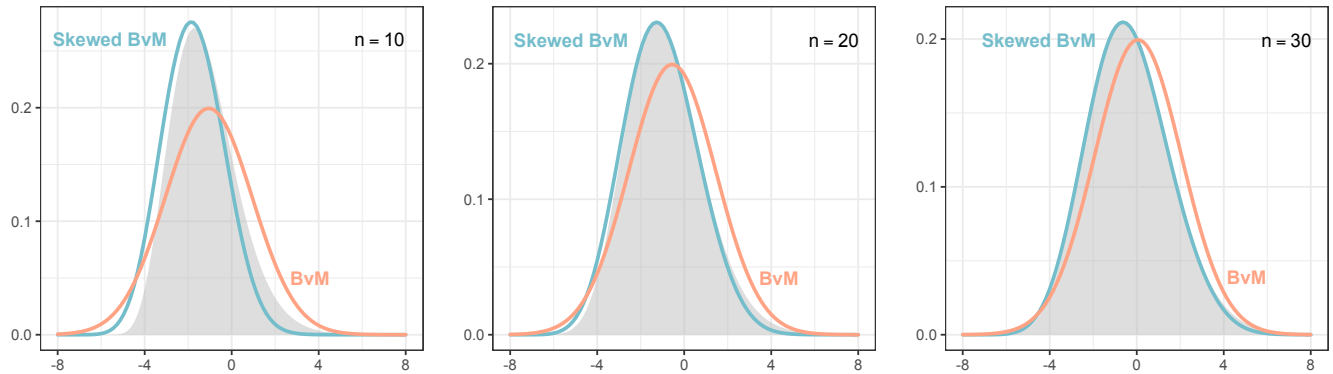


Fig 1: For varying sample size $n \in \{10, 20, 30\}$, graphical comparison between the approximations of the exact posterior density (grey area) provided by the classical Gaussian Bernstein–von Mises theorem (BvM) and the newly–developed skewed version relying on generalized skew–normal approximating densities (Skewed BvM). Results refer to an exponential $\text{EXP}(\theta)$ model with $\text{EXP}(1)$ prior on the rate parameter θ .

tribution known as unified skew–normal (SUN) (Arellano-Valle and Azzalini, 2006). More generally, available extensions of Gaussian deterministic approximations which account, either explicitly or implicitly, for skewness (e.g., Rue, Martino and Chopin, 2009; Challis and Barber, 2012; Fasano, Durante and Zanella, 2022) have shown evidence of improved empirical accuracy relative to the Gaussian counterparts. Nonetheless, these approximations are often model–specific and a general justification similar to the Bernstein–von Mises theorem is not available yet. In fact, current theory on skewed approximations is either lacking or is tailored to the specific models and priors studied (e.g., Fasano, Durante and Zanella, 2022).

In this article, we cover the aforementioned gaps by deriving a novel limiting law for posterior distributions, in regular parametric models, which belongs to the class of generalized skew–normal distributions (Ma and Genton, 2004; Genton and Loperfido, 2005) and yields noticeable improvements over the convergence rate of the classical Bernstein–von Mises theorem based on limiting Gaussian distributions. More specifically, in Section 2.3 we prove, under standard assumptions, that a suitably–derived sequence of generalized skew–normal distributions yields a total variation distance from the exact posterior of order $1/n$, up to a logarithmic factor, with probability tending to one under the law of the data. This results in a noticeable improvement over the $1/\sqrt{n}$ order, still up to a logarithmic factor, obtained under the classical Gaussian approximating sequences. As clarified in Section 2.1, we derive such a class of skewed approximations from a novel treatment of a third–order extension of the Laplace method. This provides a valid and tractable generalized skew–normal density that perturbs the one of a multivariate Gaussian with the cumulative distribution function of a univariate normal evaluated at a cubic function of the parameter. As a consequence, our results also yield theoretical and practical advancements relative to higher–order studies relying on Edgeworth or other types of expansions (see e.g., Johnson, 1970; Weng, 2010; Kolassa and Kuffner, 2020, and the references therein). In fact, these contributions provide supporting theory for arbitrarily truncated versions of infinite expansions which do not necessarily correspond to closed–form valid densities, even after normalization — e.g., the density approximation is not guaranteed to be non–negative (see e.g., Kolassa and Kuffner,

2020, Remark 11). This limits the methodological implications and the practical relevance of such theoretical results. In contrast, the skewed Bernstein–von Mises results derived in Section 2.3, establish convergence to a valid and interpretable class of densities which are as tractable as the Gaussian counterpart, and arise from a perturbation of such a symmetric density mainly regulated by higher–order terms which progressively disappear as the sample size increases. This implies that in the limit the novel skewed approximation approaches the Gaussian derived under the classical Bernstein–von Mises theorem. However, the total variation distance from the exact posterior distribution is substantially reduced, thus clarifying the role of skewness in achieving remarkable improvements in approximation accuracy.

Besides refining classical Bernstein–von Mises type results and yielding improvements over available higher–order theoretical studies, the above advancements naturally motivate the development of a novel practical class of skew–modal approximations. This can be obtained by replacing the true unknown data–generative model parameters in the statement of the skewed Bernstein–von Mises theorem with the corresponding maximum–a–posteriori estimates. This novel plug–in version is derived in Section 3, where we also verify that, under minimal additional conditions, the total variation distance between such a skew–modal approximation and the exact posterior distribution achieves the same $1/n$ order, up to a logarithmic factor, as its population counterpart. This outperforms the classical Gaussian modal approximation induced by the standard Laplace method for which the rate can be proved to be of order $1/\sqrt{n}$, again up to a logarithmic factor. The practical performance of our new results is illustrated through extensive simulations and a real–data application in Sections 2.4 and 3.2. The numerical analysis demonstrates that our theoretical findings closely match the empirical behavior observed in practice even in finite, possibly small, sample regimes. Our skew–modal approximation further exhibits improved accuracy not only relative to classical Gaussian modal approximations, but also with respect to state–of–the–art Gaussian and non–Gaussian approximations from mean–field variational Bayes and expectation propagation (Minka, 2001; Blei, Kucukelbir and McAuliffe, 2017; Chopin and Ridgway, 2017; Durante and Rigon, 2019; Fasano, Durante and Zanella, 2022).

Concluding remarks in Section 4 clarify that the scope and impact of our theoretical results is not limited to providing support on the improved accuracy of skewed approximations of posterior distributions. In fact, this article can contribute more generally in refining the extensive theory based on Bernstein–von Mises type results, and in further improving the quality of more sophisticated methods, such as INLA (Rue, Martino and Chopin, 2009), by replacing the building–block Gaussian approximations with the proposed skew–modal ones. The proof of the skewed Bernstein–von Mises theorem is detailed in Section 2.3. Additional theoretical results and the corresponding technical lemmas are proved in the Appendix. Such lemmas guarantee a careful control over the order of the terms involved in the expansions underlying the proof of the new skewed Bernstein–von Mises theorem. In fact, unlike for theory on classical Bernstein–von Mises type results and higher–order expansions, the proofs of Theorems 2.1 and 3.1 not only seek to establish a polynomially higher approximation accuracy relative to the classical Gaussian counterparts, but also require that such an improvement is achieved by a novel limiting law yielding valid and closed–form densities.

1.1. *Notations.* Let $\{X_i\}_{i \geq 1}$ denote a sequence of independent random variables, modeled by a parametric family $\{P_\theta^\infty, \theta \in \Theta\}$, with $\Theta \subseteq \mathbb{R}^d$. In the following, we assume that the joint probability measure P_θ^n of the random vector $X^n = (X_1, \dots, X_n)$ is dominated by a common σ -finite measure μ^n and we denote by p_θ^n the density of P_θ^n with respect to μ^n . The true unknown data-generating mechanism is indicated by $P_{\theta_0}^\infty$, with $\theta_0 \in \Theta$, whereas the log-likelihood of the model is $\ell(\theta) = \ell(\theta, X^n) = \log p_\theta^n(X^n)$.

As mentioned in Section 1, our novel results rely on higher-order expansions and derivatives. To this end, we characterize operations among vectors, matrices and arrays in a compact manner by adopting the index notation along with the Einstein's summation convention (e.g., [Pace and Salvan, 1997](#), page 335). More specifically, the inner product $Z^\top a$ between the generic random vector $Z \in \mathbb{R}^d$, with components Z_s for $s = 1, \dots, d$, and the vector of coefficients $a \in \mathbb{R}^d$ having elements a_s for $s = 1, \dots, d$, is expressed as $a_s Z_s$, with the sum being implicit in the repetition of the indexes. Similarly, if B is a $d \times d$ matrix with entries b_{st} for $s, t = 1, \dots, d$, the quadratic form $Z^\top B Z$ is expressed as $b_{st} Z_s Z_t$. The generalization to operations involving arrays with higher dimensions is obtained under the same reasoning.

Leveraging the above notation, the score vector evaluated at θ_0 is defined as

$$\ell_{\theta_0}^{(1)} = [\ell_s^{(1)}(\theta)]_{|\theta=\theta_0} = [(\partial/\partial\theta_s)\ell(\theta)]_{|\theta=\theta_0} \in \mathbb{R}^d,$$

whereas, the second, third and fourth order derivatives of $\ell(\theta)$, still evaluated at θ_0 , are

$$\begin{aligned} \ell_{\theta_0}^{(2)} &= [\ell_{st}^{(2)}(\theta)]_{|\theta=\theta_0} = [\partial/(\partial\theta_s \partial\theta_t)\ell(\theta)]_{|\theta=\theta_0} \in \mathbb{R}^{d \times d}, \\ \ell_{\theta_0}^{(3)} &= [\ell_{stl}^{(3)}(\theta)]_{|\theta=\theta_0} = [\partial/(\partial\theta_s \partial\theta_t \partial\theta_l)\ell(\theta)]_{|\theta=\theta_0} \in \mathbb{R}^{d \times d \times d}, \\ \ell_{\theta_0}^{(4)} &= [\ell_{stlk}^{(4)}(\theta)]_{|\theta=\theta_0} = [\partial/(\partial\theta_s \partial\theta_t \partial\theta_l \partial\theta_k)\ell(\theta)]_{|\theta=\theta_0} \in \mathbb{R}^{d \times d \times d \times d}, \end{aligned}$$

where all the indexes in the above definitions and in the subsequent ones go from 1 to d . The observed and expected Fisher information are denoted by $J_{\theta_0} = [j_{st}] = -[\ell_{\theta_0, st}^{(2)}] \in \mathbb{R}^{d \times d}$ and $I_{\theta_0} = [i_{st}] = [\mathbb{E}_{\theta_0}^n j_{st}] \in \mathbb{R}^{d \times d}$, where $\mathbb{E}_{\theta_0}^n$ is the expectation with respect to $P_{\theta_0}^n$. Prior and posterior distributions are denoted by $\Pi(\cdot)$ and $\Pi(\cdot | X^n)$, respectively. In addition,

$$\begin{aligned} \log \pi_{\theta_0}^{(1)} &= [\log \pi(\theta)_s^{(1)}]_{|\theta=\theta_0} = [\partial/(\partial\theta_s) \log \pi(\theta)]_{|\theta=\theta_0} \in \mathbb{R}^d, \\ \log \pi_{\theta_0}^{(2)} &= [\log \pi(\theta)_{st}^{(2)}]_{|\theta=\theta_0} = [\partial/(\partial\theta_s \partial\theta_t) \log \pi(\theta)]_{|\theta=\theta_0} \in \mathbb{R}^{d \times d}, \end{aligned}$$

represent the first two derivatives of the log-prior density, evaluated at θ_0 .

The Euclidean norm of a vector $a \in \mathbb{R}^d$ is denoted by $\|a\|$, whereas, for a generic $d \times d$ matrix B , the notation $|B|$ indicates its determinant. Furthermore, $u \wedge v$ and $u \vee v$ correspond to $\min\{u, v\}$ and $\max\{u, v\}$, respectively. For two positive sequences u_n, v_n we employ $u_n \lesssim v_n$ if there exists a universal positive constant C such that $u_n \leq C v_n$. When $u_n \lesssim v_n$ and $v_n \lesssim u_n$ are satisfied simultaneously, we write $u_n \asymp v_n$. Finally, $\text{KL}(p_{\theta_0}^n \| p_\theta^n)$ denotes the Kullback–Leibler divergence between the two densities $p_{\theta_0}^n$ and p_θ^n .

2. The skewed Bernstein–von Mises theorem. This section presents the main theoretical contribution of the article. More specifically, we first show that a suitable treatment of a third–order version of the Laplace method can yield a novel limiting law of known densities corresponding to distributions within the class of generalized skew–normals (GSN) (Ma and Genton, 2004; Genton and Loperfido, 2005). Focusing on this alternative sequence of approximating densities, we then prove that the convergence rate of its total variation distance from the exact posterior distribution improves by a \sqrt{n} factor the one provided by the classical Bernstein–von Mises theorem under limiting Gaussians (Van der Vaart, 2000).

Consistent with standard Bernstein–von Mises type theory (Van der Vaart, 2000), let us consider the re–parametrization $h = \sqrt{n}(\theta - \theta_0) \in \mathbb{R}^d$. Then, as illustrated below in Section 2.1, the newly–derived class of approximating GSN densities p_{GSN}^n has the general form

$$(1) \quad p_{\text{GSN}}^n(h) = 2\phi_d(h; \xi, \Omega) \Phi(\alpha(h)).$$

In equation (1), $\phi_d(\cdot; \xi, \Omega)$ is the density of a d –variate Gaussian variable with mean vector ξ and covariance matrix Ω defined as

$$\begin{aligned} \xi = [\xi_s] &= [n(J_{\theta_0}^{-1})_{st}w_t] \in \mathbb{R}^d, \quad \text{with } w_t = (\ell_{\theta_0}^{(1)} + \log \pi_{\theta_0}^{(1)})_t / \sqrt{n}, \quad t = 1, \dots, d, \\ \Omega = V^{-1} &\in \mathbb{R}^{d \times d}, \quad \text{with } V = [v_{st}] = [j_{st}/n - (\xi_l \ell_{\theta_0, stl}^{(3)})/n^{3/2}] \in \mathbb{R}^{d \times d}. \end{aligned}$$

The term $\Phi(\alpha(h)) \in (0, 1)$ is instead responsible for inducing skewness, and corresponds to the cumulative distribution function of a standard normal variable evaluated at

$$\alpha(h) = \{\sqrt{2\pi}/(12\sqrt{n})\}(\ell_{\theta_0, stl}^{(3)}/n)\{(h - \xi)_s(h - \xi)_t(h - \xi)_l + 3(h - \xi)_s\xi_t\xi_l\} \in \mathbb{R},$$

where $\alpha(h)$ is an odd function of $(h - \xi)$.

Interestingly, the first factor in the right hand side of (1) closely resembles the limiting Gaussian density with mean vector $\ell_{\theta_0}^{(1)}/\sqrt{n}$ and covariance matrix $(I_{\theta_0}/n)^{-1}$ from the classical Bernstein–von Mises theorem which, however, fails to incorporate skewness. To this end, the symmetric density factor in (1) is further perturbed via a skewness–inducing mechanism regulated by $\Phi(\alpha(h))$ to obtain a valid and known asymmetric density with tractable normalizing constant. In fact, since $\alpha(h)$ is an odd function of $(h - \xi)$, and $\phi_d(\cdot; \xi, \Omega)$ is symmetric about ξ , it follows that $p_{\text{GSN}}^n(h)$ in (1) is the density of a GSN variable (Genton and Loperfido, 2005, Equation 4.1). This further belongs to the even more general family of skew–symmetric distributions (Azzalini and Capitanio, 2003; Wang, Boyer and Genton, 2004); see also Ma and Genton (2004). Hence, unlike for higher–order studies of posterior distributions based on Edgeworth or other expansions (e.g., Johnson, 1970; Weng, 2010; Kollassa and Kuffner, 2020), our theoretical results focus on a valid and interpretable limiting distribution that is as tractable as multivariate Gaussians, both in terms of evaluation of the corresponding density, and i.i.d. sampling. More specifically, let $z \in \mathbb{R}^d$ and $u \in [0, 1]$ denote samples from a d –variate Gaussian with density $\phi_d(z; 0, \Omega)$ and a uniform with support $[0, 1]$, respectively. Then, adapting, e.g., Wang, Boyer and Genton (2004), a sample from the GSN distribution with density in (1) can be readily obtained via $\xi + \text{sgn}(\Phi(\alpha(z)) - u)z$.

The aforementioned discussion clarifies the practical and methodological impact of the skewed Bernstein–von Mises theorem. More specifically, our result points toward the possibility of employing a more refined family of valid approximating distributions arising from a simple perturbation of multivariate Gaussian densities that still allows tractable inference, while yielding provable, and noticeable, improvements in approximation accuracy.

2.1. Derivation of the generalized skew–normal approximating distribution. Prior to state and prove the skewed Bernstein–von Mises theorem in Section 2.3, let us focus on providing a constructive derivation of the generalized skew–normal approximating density in (1) via a third–order version of the Laplace method. To simplify the notation, we consider the univariate case $d = 1$. The extension to $d > 1$ yielding the general expression for $p_{\text{GSN}}^n(h)$ in (1) follows as a direct adaptation of the univariate case.

As a first step towards deriving the GSN density $p_{\text{GSN}}^n(h)$ in (1), notice that the posterior for $h = \sqrt{n}(\theta - \theta_0)$ can be expressed as

$$(2) \quad \pi(h \mid X^n) \propto \frac{p_{\theta_0+h/\sqrt{n}}^n(X^n)}{p_{\theta_0}^n(X^n)} \frac{\pi(\theta_0 + h/\sqrt{n})}{\pi(\theta_0)},$$

since $p_{\theta_0}^n(X^n)$ and $\pi(\theta_0)$ do not depend on h , and $\theta = \theta_0 + h/\sqrt{n}$.

Under suitable regularity conditions discussed in Section 2.2 below, the third–order Taylor’s expansion for the logarithm of the likelihood ratio in Equation (2) is

$$(3) \quad \log \frac{p_{\theta_0+h/\sqrt{n}}^n(X^n)}{p_{\theta_0}^n(X^n)} = \frac{\ell_{\theta_0}^{(1)}}{\sqrt{n}} h - \frac{1}{2} \frac{j_{\theta_0}}{n} h^2 + \frac{1}{6\sqrt{n}} \frac{\ell_{\theta_0}^{(3)}}{n} h^3 + \mathcal{O}_{P_{\theta_0}^n}(n^{-1}),$$

whereas the first order Taylor’s expansion of the log–prior ratio is

$$(4) \quad \log \frac{\pi(\theta_0 + h/\sqrt{n})}{\pi(\theta_0)} = \frac{\log \pi_{\theta_0}^{(1)}}{\sqrt{n}} h + \mathcal{O}(n^{-1}).$$

Combining (3) and (4) it is possible to reformulate the right end side of Equation (2) as

$$(5) \quad \frac{p_{\theta_0+h/\sqrt{n}}^n(X^n)}{p_{\theta_0}^n(X^n)} \frac{\pi(\theta_0 + h/\sqrt{n})}{\pi(\theta_0)} = \exp \left(wh - \frac{1}{2} \frac{j_{\theta_0}}{n} h^2 + \frac{1}{6\sqrt{n}} \frac{\ell_{\theta_0}^{(3)}}{n} h^3 \right) + \mathcal{O}_{P_{\theta_0}^n}(n^{-1}),$$

where $w = (\ell_{\theta_0}^{(1)} + \log \pi_{\theta_0}^{(1)})/\sqrt{n}$.

Notice that, up to a multiplicative constant, the Gaussian density arising from the classical Bernstein–von Mises theorem can be obtained by neglecting all terms in (3)–(4) which converge to zero in probability. These correspond to the contribution of the prior, the difference between the observed and expected Fisher information, and the term associated to the third–order log–likelihood derivative. Maintaining these quantities would surely yield improved accuracy, but it is unclear whether a valid and similarly–tractable density can be still identified. In fact, current solutions (e.g., [Johnson, 1970](#)) consider approximations based on the

sum among a Gaussian density and additional terms in the Taylor's expansion. However, as for related alternatives arising from Edgeworth-type expansions (e.g., [Weng, 2010](#); [Kolassa and Kuffner, 2020](#)), there is no guarantee that such constructions provide valid densities.

As a first key contribution we prove below that a valid and tractable approximating density can be, in fact, derived from the above expansions and belongs to the GSN class. To this end, let $\omega = 1/v$ with $v = j_{\theta_0}/n - \xi \ell_{\theta_0}^{(3)}/n^{3/2}$ and $\xi = n(j_{\theta_0})^{-1}w$, and note that, by replacing h^3 in the right hand side of Equation (5) with $(h + \xi - \xi)^3$, the exponential term in (5) can be rewritten as proportional to

$$(6) \quad \phi(h; \xi, \omega) \exp(\{1/(6\sqrt{n})\}(\ell_{\theta_0}^{(3)}/n)\{(h - \xi)^3 + 3(h - \xi)\xi^2\}).$$

Next, recall that, for $x = o(1)$, we can write $\exp(x) = 1 + x + \mathcal{O}(x^2)$ and $2\Phi(x) = 1 + (2/\pi)^{1/2}x + \mathcal{O}(x^3)$. Therefore, leveraging the similarity among these two expansions and the fact that the exponent in Equation (6) is an odd function of $(h - \xi)$ about 0, and its order is $\mathcal{O}_{P_{\theta_0}^n}(n^{-1/2})$, it follows that (6) is equal to

$$2\phi(h; \xi, \omega)\Phi(\alpha(h)) + \mathcal{O}_{P_{\theta_0}^n}(n^{-1}),$$

with $\alpha(h)$ defined below Equation (1), thereby yielding the density of the generalized skew-normal in (1), for the univariate case, up to an $\mathcal{O}_{P_{\theta_0}^n}(n^{-1})$ term. The direct extension of the above derivations to the multivariate case provides the general form of $p_{\text{GSN}}^n(h)$ in (1).

In Sections 2.2–2.3 we further formalize the above results by proving that the total variation distance between the exact posterior and the approximating distribution with density as in (1) is $\mathcal{O}_{P_{\theta_0}^n}((\log n)^{d/2+3}/n)$. This improves the classical Bernstein–von Mises type results by a \sqrt{n} factor, up to a logarithmic term.

2.2. Assumptions. The skewed Bernstein–von Mises theorem in Section 2.3 requires assumptions A0, A1, A2, A3 and A4 stated below. For convenience, let us also introduce the notation $M_n = \sqrt{c_0 \log n}$, where c_0 is a positive constant to be specified later.

A0.0 The log-likelihood of the model is four times differentiable with

$$\ell_{\theta_0, s}^{(1)} = \mathcal{O}_{P_{\theta_0}^n}(n^{1/2}), \quad \ell_{\theta_0, st}^{(2)} = \mathcal{O}_{P_{\theta_0}^n}(n), \quad \ell_{\theta_0, stl}^{(3)} = \mathcal{O}_{P_{\theta_0}^n}(n), \quad \text{for } s, t, l = 1, \dots, d,$$

and $\sup_{\|h\| \leq M_n} |\ell_{\theta_0, stlk}^{(4)}(h)| = \mathcal{O}_{P_{\theta_0}^n}(n)$, for $s, t, l, k = 1, \dots, d$, with $\ell_{\theta_0, stlk}^{(4)}(h) := \ell_{stlk}^{(4)}(\theta_0 + h/\sqrt{n})$. Moreover, let $\ell_{i, \theta_0}^{(1)}$ be the first derivative of the log-likelihood $\ell(\theta, X_i)$ evaluated at θ_0 , and assume that $\mathbb{E}_{\theta_0} \|\ell_{i, \theta_0}^{(1)}/\sqrt{n}\|^3 = \mathcal{O}(1)$ for each $i = 1, \dots, n$.

A0.1 The entries i_{st} of the Fisher information matrix I_{θ_0} satisfy $i_{st} = \mathcal{O}(n)$ and $j_{st}/n - i_{st}/n = \mathcal{O}_{P_{\theta_0}^n}(n^{-1/2})$, for $s, t = 1, \dots, d$. Moreover, $i_{st}^{-1} = \mathcal{O}(n^{-1})$, where $i_{st}^{-1} = (I_{\theta_0}^{-1})_{st}$ denote the entries of the inverse Fisher information matrix, for $s, t = 1, \dots, d$.

A1 The log-prior density $\log \pi(\theta)$ is two times continuously differentiable in a neighborhood of θ_0 , and $\pi(\theta_0) > 0$.

- A2** For some compact neighborhood $\Theta_0 \subset \Theta$ of θ_0 there exists a sequence of tests ϕ_n such that $\mathbb{E}_{\theta_0}^n \phi_n \rightarrow 0$ and $\sup_{\theta \notin \Theta_0} \mathbb{E}_{\theta}^n (1 - \phi_n) \rightarrow 0$.
- A3** For every constant $C_1 > 0$ there exist $C_2 > 0$ and $C_3 > 0$ such that $\Pi(\theta : \text{KL}(p_{\theta_0}^n \| p_{\theta}^n) < n^{-C_1}) \geq C_3 n^{-C_2}$.
- A4** There exists a constant $\eta > 0$ such that $|I_{\theta_0}/n| > \eta$.

Assumptions A0–A4 provide a slightly more restrictive, yet still mild, counterpart of the standard conditions commonly employed in state-of-the-art versions of the Bernstein–von Mises result (e.g., [Van der Vaart, 2000](#), Chapter 10). More specifically, A0 and A4 are readily verifiable for a wide range of routinely–implemented models, including for instance exponential families, and are required to carefully control the error between the log–likelihood ratio and its third order Taylor’s expansion. In principle, these conditions can be relaxed, e.g., by considering the *locally asymptotically normal* assumption as in Chapter 10 of [Van der Vaart \(2000\)](#). However, these results only derive asymptotically vanishing total variance distance between the posterior and its Gaussian approximation, whereas we aim to derive a sharp rate, up to a logarithmic factor, and hence slightly stronger assumptions are required. As for A0 and A4, also condition A1 on the prior is mild and standard, and is similarly required to quantify the approximation accuracy. Condition A3 is the usual prior small ball assumption used routinely in Bayesian nonparametrics to derive contraction rates. Together with the standard testing assumption A2, required in the classical Bernstein–von Mises theorem as well, it guarantees that the posterior mass decreases fast enough in the area where the skewed approximation does not hold, so that its impact on the overall rate is negligible.

2.3. Theorem. Theorem 2.1 states the main theoretical result of this article. It establishes improved rates of convergence for the total variation distance between the exact posterior and the generalized skew–normal approximating distribution derived in Section 2.1, under assumptions A0–A4. Our result clarifies that a substantially more accurate representation for the asymptotic behavior of the exact posterior distribution, relative to the one obtained under limiting multivariate Gaussians, can be achieved via a similarly–tractable class of generalized skew–normals. As illustrated in Sections 2.4 and 3, such a theory has fundamental implications in the development of novel rigorous approximations with noticeable empirical improvements in accuracy.

THEOREM 2.1. *Under assumptions A0–A4, if the map $\theta \rightarrow P_{\theta}^n$ is one-to-one and θ_0 is an inner point of Θ , then*

$$(7) \quad \|\Pi(\cdot | X^n) - P_{\text{GSN}}^n(\cdot)\|_{\text{TV}} = \mathcal{O}_{P_{\theta_0}^n}((\log n)^{d/2+3}/n),$$

where $\|\cdot\|_{\text{TV}}$ is the total variation distance, and $P_{\text{GSN}}^n(S) = \int_S p_{\text{GSN}}^n(h) dh$ for $S \subset \mathbb{R}^d$ with $p_{\text{GSN}}^n(h)$ defined as in Equation (1).

REMARK 2.2. *Under related conditions and a simpler proof, it is possible to show that the order of convergence for the usual Bernstein–von Mises theorem based on Gaussian limiting distributions is $\mathcal{O}_{P_{\theta_0}^n}((\log n)^\gamma/\sqrt{n})$, for some known constant $\gamma \geq 0$, possibly depending on d . Hence, Theorem 2.1 guarantees that by relying on GSN approximating distributions with density defined as in (1) and derived in Section 2.1, it is possible to improve the classical Bernstein–von Mises result by a \sqrt{n} factor, up a logarithmic term.*

The proof of Theorem 2.1 is reported below and follows the general reasoning behind the classical Bernstein–von Mises type derivations (e.g., Szabo and Van der Vaart, 2021), extended to GSN distributions. Nonetheless, as mentioned before, the need to derive a sharp rate which establishes a polynomially higher approximation accuracy, relative to Gaussian limiting distributions, requires a number of additional technical lemmas and refined arguments ensuring a tight control of the error terms in the expansions underlying Theorem 2.1.

PROOF. To prove Theorem 2.1, we first show that the posterior mass outside the ball

$$(8) \quad \Theta_n = \{\theta \in \Theta : \|\theta - \theta_0\| < M_n/\sqrt{n}\},$$

is asymptotically negligible, and then prove that, when restricted to Θ_n , the posterior distribution can be accurately approximated by the generalized skew–normal in (1) with an error of order $\mathcal{O}_{P_{\theta_0}}(M_n^{d+6}/n)$. Setting $M_n = \sqrt{c_0 \log n}$ for some constant $c_0 > 0$ to be specified later, yields the statement of Theorem 2.1. As outlined in Section 2.1, this improvement follows from the fact that A0.0 and A1 allow to combine a third order Taylor’s expansion of the log–likelihood ratio with a first order Taylor’s expansion of the log–prior ratio to obtain an approximation for the exact posterior density whose kernel closely matches the one of a generalized skew–normal. To simplify notation, we drop below the n from P_θ^n , p_θ^n and the corresponding expectation.

To start the proof, let us first denote the posterior restricted to Θ_n as

$$(9) \quad \Pi_{\Theta_n}(\theta \in B \mid X^n) = \frac{\int_{\theta \in B \cap \Theta_n} p_\theta(X^n) d\Pi(\theta)}{\int_{\theta \in \Theta_n} p_\theta(X^n) d\Pi(\theta)}, \quad B \subseteq \Theta,$$

and recall that, by a standard inequality for the TV norm, it follows that

$$(10) \quad \sup_B |\Pi(\theta \in B \mid X^n) - \Pi_{\Theta_n}(\theta \in B \mid X^n)| < 2\Pi(\Theta_n^c \mid X^n).$$

To prove that $\Pi(\Theta_n^c \mid X^n)$ is asymptotically negligible, we show that this quantity converges to zero in mean and, therefore, in probability. To this end, let $A_{n,1}$ be the event defined as $A_{n,1} = \{\int p_\theta/p_{\theta_0}(X^n) d\Pi(\theta) > \Pi(\theta : \text{KL}(p_{\theta_0} \| p_\theta) < n^{-C_1})\}$, for some $C_1 > 0$. Then,

$$\mathbb{E}_{\theta_0} \Pi(\Theta_n^c \mid X^n) \leq \mathbb{E}_{\theta_0} \Pi(\Theta_n^c \mid X^n) \mathbb{1}_{A_{n,1}} + P_{\theta_0}(A_{n,1}^c).$$

since $\Pi(\Theta_n^c \mid X^n)$ can be expressed as $\Pi(\Theta_n^c \mid X^n) \mathbb{1}_{A_{n,1}} + \Pi(\Theta_n^c \mid X^n) \mathbb{1}_{A_{n,1}^c}$.

At this point, note that the probability $P_{\theta_0}(A_{n,1}^c)$ in the above bound can be neglected since it converges to zero at any polynomial rate by Lemma B.1. As for $\mathbb{E}_{\theta_0} \Pi(\Theta_n^c \mid X^n) \mathbb{1}_{A_{n,1}}$, let

us re–write such a quantity as $\mathbb{E}_{\theta_0} \Pi(\Theta_n^c | X^n) \mathbb{1}_{A_{n,1}} (1 - \phi_n) + \mathbb{E}_{\theta_0} \Pi(\Theta_n^c | X^n) \mathbb{1}_{A_{n,1}} \phi_n$, where ϕ_n is a sequence of tests, and notice that $\Pi(\Theta_n^c | X^n) \mathbb{1}_{A_{n,1}} \phi_n \leq \phi_n$, since all the involved quantities are less than one. In addition, recall that the posterior density $\pi(\theta | X^n)$ can be expressed as $(p_\theta/p_{\theta_0})(X^n)\pi(\theta)/\int(p_\theta/p_{\theta_0})(X^n)d\Pi(\theta)$, where the denominator is greater than $\Pi(\theta : \text{KL}(p_{\theta_0}||p_\theta) < n^{-C_1})$, when restricting to $A_{n,1}$. Therefore, $\Pi(\Theta_n^c | X^n) \mathbb{1}_{A_{n,1}} (1 - \phi_n)$ can be bounded above by $\int_{\Theta_n^c} (p_\theta/p_{\theta_0})(X^n)(1 - \phi_n)d\Pi(\theta)/\Pi(\theta : \text{KL}(p_{\theta_0}||p_\theta) < n^{-C_1})$. Combining these results with Lemma B.2, it follows that there exists a test ϕ_n , such that

$$\mathbb{E}_{\theta_0} \Pi(\Theta_n^c | X^n) \mathbb{1}_{A_{n,1}} \leq \frac{\mathbb{E}_{\theta_0} \int_{\Theta_n^c} (p_\theta/p_{\theta_0})(X^n)(1 - \phi_n)d\Pi(\theta)}{\Pi(\theta : \text{KL}(p_{\theta_0}||p_\theta) < n^{-C_1})} + \exp(-c_t M_n^2),$$

for some positive constant $c_t > 0$. As a direct consequence of assumptions A3 and Fubini’s theorem, the first term on the right hand side of the above inequality can be bounded above by a multiple of $n^{C_2} \int_{\Theta_n^c} \mathbb{E}_\theta(1 - \phi_n)d\Pi(\theta)$, after noticing that $\mathbb{E}_{\theta_0}(p_\theta/p_{\theta_0})(X^n)(1 - \phi_n) = \int(1 - \phi_n)p_\theta(X^n)dX^n = \mathbb{E}_\theta(1 - \phi_n)$. Leveraging now assumption A2 along with the fact that, as proved within Lemma B.2, $\mathbb{E}_\theta(1 - \phi_n) \leq \exp(-c_t n(\|\theta - \theta_0\|^2 \wedge 1))$, it additionally follows that $n^{C_2} \int_{\Theta_n^c} \mathbb{E}_\theta(1 - \phi_n)d\Pi(\theta)$ can be further bounded above by

$$n^{C_2} e^{-c_t M_n^2} \int_{\{M_n/\sqrt{n} < \|\theta - \theta_0\| < 1\}} d\Pi(\theta) + n^{C_2} e^{-nc_t} \int_{\{\|\theta - \theta_0\| \geq 1\}} d\Pi(\theta).$$

Therefore, by setting M_n as in Section 2.2, with $c_0 > (C_2 + 1)/c_t$, we have that $\mathbb{E}_{\theta_0} \Pi(\Theta_n^c | X^n) = o(n^{-1})$, and hence, leveraging the inequality for the TV norm in Equation (10), it follows that $\sup_B |\Pi(\theta \in B | X^n) - \Pi_{\Theta_n}(\theta \in B | X^n)| = o_{P_{\theta_0}}(n^{-1})$. Since the total variation distance is invariant to scale and location transformations, this implies the same bound for the posterior on h . Namely

$$(11) \quad \sup_S |\Pi(h \in S | X^n) - \Pi_{S_{M_n}}(h \in S | X^n)| = o_{P_{\theta_0}}(n^{-1})$$

where $S_{M_n} = \{h : \|h\| < M_n\}$.

Let us now move to the second part of the proof which shows that, when restricted to Θ_n , the posterior distribution for the re–parameterized quantity $h = \sqrt{n}(\theta - \theta_0)$ is accurately approximated by the generalized skew–normal with density as in (1). To this end, define

$$(12) \quad Y_n(h) = 2e^{h_s w_s - \frac{h_s h_t j_{st}}{2} \frac{1}{n} + \frac{1}{2\sqrt{n}} \frac{\ell_{\theta_0, stl}^{(3)}}{n} (h - \xi)_s (h - \xi)_t \xi_l + \frac{1}{6\sqrt{n}} \frac{\ell_{\theta_0, stl}^{(3)}}{n} \xi_s \xi_t \xi_l} \Phi(\alpha(h)),$$

$$L_n(h) = \frac{p_{\theta_0+h/\sqrt{n}}(X^n) \pi(\theta_0 + h/\sqrt{n})}{p_{\theta_0} \pi(\theta_0)},$$

where $\Phi(\alpha(h))$ denotes the skewness–inducing factor defined below Equation (1). In (12), the quantity $Y_n(h)$ coincides, up a normalizing constant, with the generalized skew–normal approximating density $p_{\text{GSN}}(h)$ in (1). In fact, notice that the exponential term is quadratic in h and, hence, can be suitably re–written as proportional to the Gaussian density factor in (1).

The quantity $L_n(h)$ is instead the exact posterior–density ratio that we seek to approximate via $Y_n(h)$; see also Equation (2) and the constructive derivation of the GSN density $p_{\text{GSN}}(h)$ in Section 2.1.

In view of A0 and A1 let us now consider the third order Taylor’s expansion of $\log L_n(h)$ around $h = 0$, satisfying $\log L_n(h) = (\ell_{\theta_0,s}^{(1)} h_s)/\sqrt{n} - (i_{st} h_s h_t)/2n + r_{n,h} + q_{n,h}$, with $r_{n,h}$ and $q_{n,h}$ defined as

$$(13) \quad \begin{aligned} r_{n,h} &= \frac{h_s \log \pi_{\theta_0,s}^{(1)}}{\sqrt{n}} - \frac{h_s h_t}{2} \left(\frac{j_{st}}{n} - \frac{i_{st}}{n} \right) + \frac{\ell_{\theta_0,sl}^{(3)} h_s h_t h_l}{n \cdot 6\sqrt{n}} = \mathcal{O}_{P_{\theta_0}}(\{\|h\|^3 \vee 1\}/\sqrt{n}), \\ q_{n,h} &= \frac{\ell_{\theta_0,slk}^{(4)}(\tilde{h})}{n} \frac{h_s h_t h_l h_k}{24n} + \frac{\log \pi(\theta_0 + \bar{h}/\sqrt{n})_{st}^{(2)}}{n} h_s h_t, \end{aligned}$$

where $\tilde{h}, \bar{h} \in \mathbb{R}^d$ satisfy $\|\tilde{h}\| \vee \|\bar{h}\| \leq \|h\|$. Then, by triangle inequality and in view of the second order Taylor’s expansion of $e^{q_{n,h}} = 1 + q_{n,h} + e^{\beta q_{n,h}} q_{n,h}^2/2$, for a $\beta \in (0, 1)$, we have

$$(14) \quad |L_n(h) - Y_n(h)| \leq |\exp(u_{n,h}) - Y_n(h)| + |\exp(u_{n,h})(q_{n,h} + e^{\beta q_{n,h}} q_{n,h}^2/2)|,$$

where $u_{n,h} = (\ell_{\theta_0,s}^{(1)} h_s)/\sqrt{n} - (h_s h_t i_{st})/2n + r_{n,h}$.

Since the statement of Theorem 2.1 is in probability, let us replace some of the above random variables with truncated versions which converge in probability to the original ones. This ensures the existence of the moments for the truncated variables and facilitates a tight control of the corresponding limiting behavior. Hence, define

$$\begin{aligned} \tilde{\ell}_{\theta_0}^{(1)}/\sqrt{n} &= (\ell_{\theta_0}^{(1)}/\sqrt{n}) \mathbb{1}_{\|\ell_{\theta_0}^{(1)}/\sqrt{n}\| < C_n}, \quad \text{with } C_n = M_n^{1/\alpha} \text{ for } \alpha > 2, \\ \tilde{r}_{n,h} &= r_{n,h} \mathbb{1}_{|r_{n,h}| < K_{n,h}}, \quad \text{with } K_{n,h} = \log(n) \{\|h\|^3 \vee 1\}/\sqrt{n}, \end{aligned}$$

and consider the event $A_{n,2} = \bigcap_{h: \|h\| \leq M_n} (|r_{n,h}| < K_{n,h}) \cap (\|\ell_{\theta_0}^{(1)}/\sqrt{n}\| < C_n)$. Notice that, by assumption A0 and (13) it follows that $P_{\theta_0}(A_{n,2}^c) = o(1)$. Furthermore, let us define the quantity $\lambda_{n,h} = (1/6\sqrt{n})(\ell_{\theta_0,sl}^{(3)}/n) \{\xi_s \xi_t \xi_l + 3(h - \xi)_s (h - \xi)_t \xi_l - h_s h_t h_l\}$, and set

$$\tilde{\ell}_{\theta_0,sl}^{(3)} = \ell_{\theta_0,sl}^{(3)} \mathbb{1}_{A_{n,3}}, \quad \text{and} \quad \tilde{\lambda}_{n,h} = \lambda_{n,h} \mathbb{1}_{A_{n,3}},$$

where $A_{n,3}$ is the event defined as $A_{n,3} = \bigcap_{h: \|h\| \leq M_n} \{|\lambda_{n,h}| \leq \tau_n\}$ with $\tau_n = F_n M_n^3/\sqrt{n}$, for any F_n that goes to infinity arbitrary slow. Notice that by A0–A1 also $P_{\theta_0}(A_{n,3}^c) = o(1)$. Finally, set also $\tilde{\ell}_{\theta_0,slk}^{(4)}(h) = \ell_{\theta_0,slk}^{(4)}(h) \mathbb{1}_{A_{n,4}}$ where $A_{n,4} = \bigcap_{h: \|h\| \leq M_n} \{|\ell_{\theta_0,slk}^{(4)}(h)| < F_n n\}$, and note that A0 further implies $P_{\theta_0}(A_{n,4}^c) = o(1)$.

Combining all the above truncated quantities, let us also denote with $\tilde{L}_n(h)$ and $\tilde{Y}_n(h)$ the alternative versions of $L_n(h)$ and $Y_n(h)$, given in (12), where all the stochastic quantities have been replaced by their truncated counterparts. Since the statement of our theorem is in probability, it is sufficient to restrict ourselves to the event $A_{n,1:4} = A_{n,1} \cap A_{n,2} \cap A_{n,3} \cap A_{n,4}$, provided that $P_{\theta_0}(A_{n,1:4}^c) = o(1)$.

In view of Hölder's inequality with $\rho_n = (1 + M_n^2)/M_n^2$ and $\tilde{\rho}_n = 1 + M_n^2$, the truncated version of the second term in the right hand side of (14) is bounded from above by

$$(15) \quad \sup_{h \in S_{M_n}} \mathbb{E}_{\theta_0}^{1/\rho_n} \exp(\rho_n \tilde{u}_{n,h}) \cdot \mathbb{E}_{\theta_0}^{1/\tilde{\rho}_n} (\tilde{q}_{n,h} + e^{\beta \tilde{q}_{n,h}} \tilde{q}_{n,h}^2 / 2)^{\tilde{\rho}_n},$$

where $\tilde{u}_{n,h}$ and $\tilde{q}_{n,h}$ denote the truncated versions of $u_{n,h}$ and $q_{n,h}$, respectively. Hence, since $\tilde{q}_{n,h}$ is a function of $\tilde{\ell}_{\theta_0}^{(4)}(h)$ whose entries are truncated above by $F_n n$, it follows that

$$\sup_{h \in S_{M_n}} \tilde{q}_{n,h} + \frac{e^{\beta \tilde{q}_{n,h}} \tilde{q}_{n,h}^2}{2} \lesssim \left\{ \frac{F_n(\|h\|^4 \vee 1)}{24n} + e^{\frac{F_n(\|h\|^4 \vee 1)}{24n}} \left(\frac{F_n(\|h\|^4 \vee 1)}{24n} \right)^2 \right\} = \mathcal{O} \left(\frac{M_n^4}{n} \right).$$

Therefore, together with Lemma B.3, which guarantees control on the limiting behavior of the first expectation in Equation (15), it follows that the expression in (15) is $\mathcal{O}(M_n^4/n)$. This implies, together with the truncated version of (14) and Lemma B.5 on the limiting behavior of the first term in the right hand side of (14), that

$$(16) \quad \sup_{h \in S_{M_n}} \mathbb{E}_{\theta_0} |\tilde{L}_n(h) - \tilde{Y}_n(h)| = \mathcal{O}(M_n^6/n).$$

Combining (16) with Fubini's theorem and Jensen's inequality it follows that

$$\begin{aligned} & \mathbb{E}_{\theta_0} \sup_S \left| \int_{S \cap S_{M_n}} \tilde{L}_n(h) dh - \int_{S \cap S_{M_n}} \tilde{Y}_n(h) dh \right| \\ & \leq \int_{S_{M_n}} \mathbb{E}_{\theta_0} |\tilde{L}_n(h) - \tilde{Y}_n(h)| dh \lesssim \int_{S_{M_n}} (M_n^6/n) dh = \mathcal{O}(M_n^{d+6}/n), \end{aligned}$$

for any $S \subseteq \mathbb{R}^d$. Let us now focus on obtaining a similar result for a normalized version of the above quantities. To this end, replace $\tilde{L}_n(h)$ and $\tilde{Y}_n(h)$ with the corresponding normalized counterparts, and note that by summing and subtracting $\int_{S \cap S_{M_n}} \tilde{L}_n(h) dh / \int_{S_{M_n}} \tilde{Y}_n(h) dh$ within the above absolute difference it follows, as a direct consequence of the triangle and Jensen's inequalities, that

$$\begin{aligned} & \mathbb{E}_{\theta_0} \sup_S \left| \int_{S \cap S_{M_n}} \tilde{L}_n(h) dh / \int_{S_{M_n}} \tilde{L}_n(h) dh - \int_{S \cap S_{M_n}} \tilde{Y}_n(h) dh / \int_{S_{M_n}} \tilde{Y}_n(h) dh \right| \\ & \leq 2 \mathbb{E}_{\theta_0} \left(\int_{S_{M_n}} |\tilde{Y}_n(h) - \tilde{L}_n(h)| dh / \int_{S_{M_n}} \tilde{Y}_n(h) dh \right) = \mathcal{O}(M_n^{d+6}/n), \end{aligned}$$

since the denominator is bounded away from zero with probability one. Leveraging the fact that $P_{\theta_0}(A_{n,1:4}^c) = \mathcal{O}(1)$ and the connection between convergence in mean and convergence in probability, this translates into a similar statement for the un-truncated quantities. Hence, since, by (12), $\int_{S \cap S_{M_n}} L_n(h) dh / \int_{S_{M_n}} L_n(h) dh = \Pi_{S_{M_n}}(h \in S \mid X^n)$, it follows that

$$(17) \quad \sup_S \left| \Pi_{S_{M_n}}(h \in S \mid X^n) - P_{\text{GSN}, S_{M_n}}(S) \right| = \mathcal{O}_{P_{\theta_0}}(M_n^{d+6}/n).$$

where $P_{\text{GSN}, S_{M_n}}(S) = \int_{S \cap S_{M_n}} Y_n(h) dh / \int_{S_{M_n}} Y_n(h) dh$. To conclude the proof, it is now necessary to study the behavior of the absolute difference between $P_{\text{GSN}, S_{M_n}}(S)$ and $P_{\text{GSN}}(S)$

defined in Theorem 2.1. To accomplish this goal, first notice that by the definition of $Y_n(h)$ in (12), the normalizing factor $\int_{S_{M_n}} Y_n(h) dh$ can be reformulated as

$$e^{\frac{\xi_s \xi_t j_{st}}{2n} + \frac{1}{6\sqrt{n}} \frac{\ell_{\theta_0, stl}^{(3)}}{n} \xi_s \xi_t \xi_l} \int_{S_{M_n}} 2e^{-\frac{1}{2}(h-\xi)_s(h-\xi)_t \left(\frac{j_{st}}{n} - \frac{\xi_l}{\sqrt{n}} \frac{\ell_{\theta_0, stl}^{(3)}}{n} \right)} \Phi(\alpha(h)) dh,$$

where the term inside the integral coincides with $p_{\text{GSN}}(h)$ in (1), up to the normalizing constant of the Gaussian density in (1). Therefore, $\int_{S_{M_n}} Y_n(h) dh$ can be expressed as a constant times $(1 - P_{\text{GSN}}(S_{M_n}^c))$. This also implies that $P_{\text{GSN}, S_{M_n}}(S)$ is equal to $P_{\text{GSN}}(S \cap S_{M_n}) / (1 - P_{\text{GSN}}(S_{M_n}^c))$. As a consequence, since $P_{\text{GSN}}(S) = P_{\text{GSN}}(S \cap S_{M_n}) + P_{\text{GSN}}(S \cap S_{M_n}^c)$, by applying the triangle inequality, we have that

$$|P_{\text{GSN}, S_{M_n}}(S) - P_{\text{GSN}}(S)| \leq \{P_{\text{GSN}}(S_{M_n}^c) / (1 - P_{\text{GSN}}(S_{M_n}^c))\} P_{\text{GSN}}(S \cap S_{M_n}) + P_{\text{GSN}}(S_{M_n}^c).$$

Now, notice that, since the density in (1) has the same tail behavior of a Gaussian, it holds $P_{\text{GSN}}(S_{M_n}^c) = \mathcal{O}_{P_{\theta_0}}(n^{-D})$, $D > 1$ for sufficiently large choice of c_0 in $M_n = \sqrt{c_0 \log n}$. Thus

$$(18) \quad \sup_S |P_{\text{GSN}, S_{M_n}}(S) - P_{\text{GSN}}(S)| = \mathcal{O}_{P_{\theta_0}}(n^{-D}).$$

Recall also that assumption A4 together with Lemma B.7 guarantee that $V = \Omega^{-1}$ is positive definite with determinant bounded away from zero with P_{θ_0} -probability tending to one.

To conclude the proof notice that, by triangle inequality, the total variation distance $\|\Pi(\cdot | X^n) - P_{\text{GSN}}^n(\cdot)\|_{\text{TV}}$ in Theorem 2.1, can be bounded above by the sum of the left end side quantities in (11), (17), and (18). The leading term in such a summation is $\mathcal{O}_{P_{\theta_0}}(M_n^{d+6}/n)$ with $M_n = \sqrt{c_0 \log n}$. Hence, $\|\Pi(\cdot | X^n) - P_{\text{GSN}}^n(\cdot)\|_{\text{TV}} = \mathcal{O}_{P_{\theta_0}}((\log n)^{d/2+3}/n)$. \square

2.4. Empirical results. Sections 2.4.1–2.4.3 illustrate the applicability of the asymptotic results in Sections 2.1–2.3. More specifically, the focus is on providing comprehensive empirical evidence of the improved accuracy achieved by the GSN limiting approximation in (1) relative to its Gaussian counterpart arising from the classical Bernstein–von Mises theorem. In fact, our approach demonstrates improved performance and noticeable accuracy already for small sample sizes n ; see e.g., Figure 1. Through extensive examples, we further demonstrate that conditions A0–A4 underlying Theorem 2.1 are mild and readily fulfilled in broad settings, including those considered by alternative higher-order versions of the Bernstein–von Mises theorem (e.g., Johnson, 1970; Weng, 2010; Kolassa and Kuffner, 2020).

Notice that, as for the classical Bernstein–von Mises theorem, also our results in Sections 2.1–2.3 require knowledge of the true data-generating parameter θ_0 , which is clearly unknown in practical implementations. In Sections 3–3.1, we address this aspect via a plug-in version of the generalized skew-normal limiting approximation, which replaces θ_0 with its maximum-a-posteriori estimate, to obtain similar theoretical and empirical support; see the additional simulations and real-data applications in Section 3.2.

2.4.1. *Exponential model.* Let $X_i \stackrel{iid}{\sim} \text{EXP}(\theta_0)$, for $i = 1, \dots, n$, where $\text{EXP}(\theta_0)$ denotes the exponential distribution with rate parameter $\theta_0 > 0$. Moreover, consider an $\text{EXP}(1)$ prior for θ . To obtain the generalized skew–normal approximation for the posterior distribution induced by such a Bayesian model, let us first verify that all conditions of Theorem 2.1 hold.

To address this goal first notice that, under the above model, the first four derivatives of the log–likelihood at θ are $n/\theta - \sum_{i=1}^n x_i$, $-n/\theta^2$, $2n/\theta^3$ and $-6n/\theta^4$, respectively. Hence, conditions A0 and A4 are both satisfied, even around a small neighborhood of θ_0 . In addition, the KL divergence between $p_{\theta_0}^n$ and p_θ^n is $\text{KL}(p_{\theta_0}^n \| p_\theta^n) = n\{\theta/\theta_0 - 1 + \log(\theta_0/\theta)\}$. This implies, in view of

$$\{\theta : \text{KL}(p_{\theta_0}^n \| p_\theta^n) < n^{-C_1}\} \supset \{\theta > \theta_0 : (\theta/\theta_0 - 1) < n^{-C_1-1}\},$$

that also assumption A3 is fulfilled for any prior density π bounded away from zero around θ_0 . This condition, along with A1, is met by a broad class of routinely–implemented priors. For instance, $\text{EXP}(1)$ can be considered in this case. Finally, since the model is parametric and it satisfies the usual regularity conditions, the existence of the test required by assumption A2 is guaranteed (see e.g., [Van der Vaart, 2000](#); [Szabo and Van der Vaart, 2021](#)).

The above derivations ensure that Theorem 2.1 holds. Hence, let us derive the parameters of the generalized skew–normal approximating density in (1) under this exponential example. To this end, first notice that, since the prior is an $\text{EXP}(1)$, then $\log \pi_{\theta_0}^{(1)} = -1$. Therefore, $\xi = \theta_0^2(n/\theta_0 - \sum_{i=1}^n x_i - 1)/\sqrt{n}$ and $\Omega = 1/(\theta_0^{-2} - 2\theta_0^{-1}\{1/\theta_0 - (\sum_{i=1}^n x_i)/n - 1/n\})$, while the cubic function appearing in the skewness–inducing mechanism regulated by $\Phi(\cdot)$ is defined as $\alpha(h) = \{\sqrt{2\pi}/(6\sqrt{n}\theta_0^3)\}\{(h - \xi)^3 + 3(h - \xi)\xi^2\}$.

Table 1 compares the accuracy of the generalized skew–normal (s–BVM) and the Gaussian (BVM) approximations corresponding to the newly–derived and classical Bernstein–von Mises theorems, respectively, under growing sample size and replicated experiments. More specifically, we consider 50 different simulated datasets with sample size $n^* = 5000$. Then, within each of these 50 experiments, we derive the exact posterior under several subsets of data x_1, \dots, x_n with a growing sample size $n \in \{1, 10, 50, 100, 500, 1000, 5000\}$, and compute the total variation (TV) distances between such a posterior and the two approximations provided by the classical and skewed Bernstein–von Mises theorems. Since both

TABLE 1

In the exponential example, average, over 50 replicated studies, of the log–total–variation (TV) distances corresponding to the classical (BVM) and skewed (s–BVM) Bernstein–von Mises theorem. Summaries for the ratios between the two TV distances are also reported. Results are displayed for different sample sizes from $n = 1$ to $n = 5000$. The standard deviations of the ratios, computed over the 50 replicated studies, are displayed within round brackets. The bold values indicate the best performance for each sample size.

	$n = 1$	$n = 10$	$n = 50$	$n = 100$	$n = 500$	$n = 1000$	$n = 5000$
$\log n$	0.00	2.30	3.91	4.61	6.21	6.91	8.52
$\log \text{TV}_{\text{BVM}}$	−1.52	−1.74	−2.23	−2.49	−3.37	−3.54	−4.41
$\log \text{TV}_{\text{s–BVM}}$	− 2.39	− 2.78	− 3.69	− 4.26	− 5.94	− 6.35	− 8.07
$\text{TV}_{\text{s–BVM}}/\text{TV}_{\text{BVM}}$	0.45	0.39	0.26	0.19	0.08	0.06	0.03
	(0.19)	(0.18)	(0.13)	(0.08)	(0.03)	(0.02)	(0.01)

the exact posterior and the two approximating densities are available in closed-form, the total variation distances $\text{TV}_{\text{BVM}}^n = 2 \int_{\mathbb{R}} |\pi(h | X^n) - p_{\text{GAUSS}}^n(h)| dh$ and $\text{TV}_{\text{s-BVM}}^n = 2 \int_{\mathbb{R}} |\pi(h | X^n) - p_{\text{GSN}}^n(h)| dh$ can be evaluated numerically, for each n , via standard routines in R. Table 1 displays, for each n , the summaries of the logarithm of such distances along with the corresponding ratios, computed across the 50 replicated experiments.

In line with Theorem 2.1 and Remark 2.2, the results in Table 1 clarify that the generalized skew-normal approximation consistently yields substantial accuracy improvements relative to the Gaussian counterpart for any n . Moreover, on average $\log \text{TV}_{\text{s-BVM}}^n \approx -\log n$, whereas $\log \text{TV}_{\text{BVM}}^n \approx -0.5 \log n$, which are exactly the results stated for the asymptotic regime in Theorem 2.1 and Remark 2.2. This empirical finding clarifies that our theoretical results for the limiting case are, in fact, visible also in finite, even small, sample size settings, thus making our theory of direct practical impact, while motivating the adoption of the generalized skew-normal approximation in place of the Gaussian one. In fact, as is clear from the ratios in Table 1, s-BVM yields TV distances from the exact posterior which are orders of magnitude lower than those obtained under BVM.

2.4.2. Bernoulli model. Let us now consider a Bernoulli model with a focus on the natural parameter $\theta_0 \in \mathbb{R}$ defined as $\theta_0 = \logit(g(\theta_0))$, with $g(\theta_0) = \text{pr}(X_i = 1 | \theta_0)$, $i = 1, \dots, n$. Hence, $X_i \stackrel{iid}{\sim} \text{Bern}(g(\theta_0))$, for every $i = 1, \dots, n$, where $g(\theta_0) = e^{\theta_0} / (1 + e^{\theta_0})$. As for Section 2.4.1, let us first verify that all conditions underlying Theorem 2.1 hold, thus implying the skewed version of the Bernstein–von Mises result.

Conditions A0 and A4 are easily met, since the first four derivatives of the log-likelihood, evaluated at θ , under the above Bernoulli model, are $\sum_{i=1}^n x_i - ng(\theta)$, $-ng(\theta)/(1 + e^\theta)$, $ng(\theta)(e^\theta - 1)/(1 + e^\theta)^2$, and $-n(e^{3\theta} - 4e^{2\theta} + e^\theta)/(1 + e^\theta)^4$, respectively, and hence satisfy the required bounds uniformly around θ_0 in probability. To verify condition A3, notice that the Kullback–Leibler divergence between $p_{\theta_0}^n$ and p_θ^n can be derived analytically also in this example and is given by $\text{KL}(p_{\theta_0}^n \| p_\theta^n) = n(\theta_0 - \theta)g(\theta_0) + n \log((1 + e^\theta)/(1 + e^{\theta_0}))$. Hence, for $C_1 > 0$, we have that

$$\{\theta : \text{KL}(p_{\theta_0}^n \| p_\theta^n) < n^{-C_1}\} \supset \{\theta < \theta_0 : (\theta_0 - \theta)g(\theta_0) < n^{-C_1-1}\},$$

where the volume of the set in the right hand side is $(1 + e^{\theta_0})/e^{\theta_0} n^{-C_1-1}$, proving condition A3 for any prior density π bounded away from zero about θ_0 . As discussed in Section 2.4.1, also assumption A2 is readily verifiable under this parametric model. Similarly, A1 holds for a broad class of priors, including the Gaussian one often employed in Bayesian inference under such a Bernoulli model. Therefore, for any prior density π which is positive and differentiable about θ_0 , Theorem 2.1 holds for the generalized skew-normal approximating density in (1) with location $\xi = e^{-\theta_0}(1 + e^{\theta_0})^2(\sum_{i=1}^n x_i - ng(\theta_0) + \log \pi_{\theta_0}^{(1)})/\sqrt{n}$, and variance $\Omega = [g(\theta_0)/(1 + e^{\theta_0}) - (e^{\theta_0} - 1)(\sum_{i=1}^n x_i - ng(\theta_0) + \log \pi_{\theta_0}^{(1)})/n(1 + e^{\theta_0})]^{-1}$. The function $\alpha(h)$ in the skewness-inducing mechanism regulated by the perturbing factor $\Phi(\cdot)$ is instead equal to $\alpha(h) = (\sqrt{2\pi}e^{\theta_0}(e^{\theta_0} - 1))/\{12\sqrt{n}(1 + e^{\theta_0})^3\}\{(h - \xi)^3 + 3(h - \xi)\xi^2\}$.

Figure 2 provides a visual assessment of the accuracy improvements provided by such a novel skewed approximation relative to the Gaussian one from the classical Bernstein–von

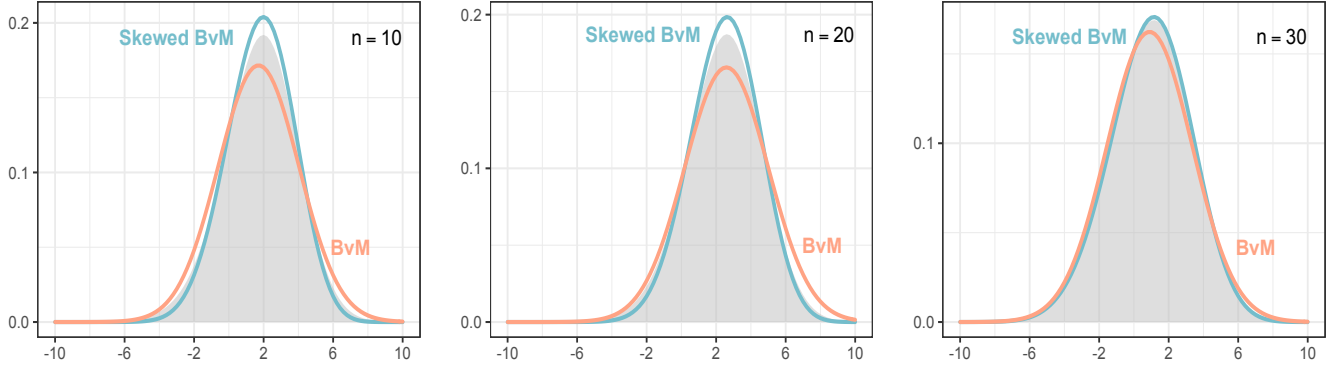


Fig 2: For varying sample size $n \in \{10, 20, 30\}$, graphical comparison between the approximations of the exact posterior density (grey area) provided by the classical Gaussian Bernstein–von Mises result (BvM), and the newly–developed skewed version (Skewed BvM) relying on generalized skew–normal approximating densities. Results refer to the Bernoulli model with $N(0, 4)$ prior for $\theta = \text{logit}(\text{pr}(X_i = 1 \mid \theta))$.

Mises theorem. The analysis is performed for three different sample sizes $n \in \{10, 20, 30\}$ under a Bernoulli data–generating model with $\theta_0 = \text{logit}(0.2)$ and prior $N(0, 4)$ for θ . Consistent with the empirical evidence from Section 2.4.1, and with the statements in Theorem 2.1 and Remark 2.2, the skewed Bernstein–von Mises approximation is more accurate than its Gaussian counterpart also in this study.

2.4.3. Gamma model. We conclude our empirical analyses of the skewed Bernstein–von Mises result with a bivariate example focusing on the parameters $\theta_0 = (\alpha_0, \beta_0)$ of a Gamma model. Hence, for data $X_i \stackrel{iid}{\sim} \text{Gamma}(\theta_0)$, the first derivative of the log–likelihood at θ , is $(\log \beta + \sum_{i=1}^n (\log x_i)/n - \psi^{(0)}(\alpha), \alpha/\beta - \sum_{i=1}^n x_i/n)$, where $\psi^{(0)}(\cdot)$ is the polygamma function of order 0. Similarly, letting $\psi^{(1)}(\cdot)$ denote the polygamma function of order 1, the 2×2 symmetric matrix of the second order derivatives at θ has diagonal entries $-\psi^{(1)}(\alpha)$ and $-\alpha/\beta^2$, while the off–diagonal is given by $1/\beta$. Finally, the $2 \times 2 \times 2$ array comprising the third order derivatives at θ , is

$$\ell_{\theta, \cdot 1}^{(3)} = n \begin{bmatrix} -\psi^{(2)}(\alpha) & 0 \\ 0 & -1/\beta^2 \end{bmatrix}, \quad \ell_{\theta, \cdot 2}^{(3)} = n \begin{bmatrix} 0 & -1/\beta^2 \\ -1/\beta^2 & 2\alpha/\beta^3 \end{bmatrix},$$

where $\psi^{(2)}(\cdot)$ denotes the polygamma function of order 2. Moreover, notice that $J_\theta = I_\theta$ and $|I_\theta/n| = (\alpha\psi^{(1)}(\alpha) - 1)/\beta^2 > 0$. Hence, for any suitable choice of the prior distribution, conditions A0, A1 and A4 are satisfied. Notice also that the fourth order derivatives yield a $2 \times 2 \times 2 \times 2$ array which is not reported here for simplicity of exposition. Nonetheless, it is straightforward to verify that the condition A0 on the fourth order derivative is verified in this context. Additionally, since we are dealing again with a regular parametric model also condition A2 is fulfilled.

We are left to prove the validity of assumption A3. To this end, notice that $\text{KL}(p_{\theta_0}^n \| p_\theta^n) = n\{\log \Gamma(\alpha_0)(\alpha_0 - \alpha) + \log(\Gamma(\alpha)/\Gamma(\alpha_0)) + \alpha \log(\beta_0/\beta) + (\alpha_0/\beta_0)(\beta - \beta_0)\}$. Hence the

set $\{\theta = (\alpha, \beta) : \text{KL}(p_{\theta_0}^n \| p_{\theta}^n) < n^{-C_1}\}$ contains

$$(19) \quad \{\alpha < \alpha_0, \beta > \beta_0 : \log \Gamma(\alpha_0)(\alpha_0 - \alpha) + (\alpha_0/\beta_0)(\beta - \beta_0) < n^{-(C_1+1)}\}.$$

Note that, if $\log \Gamma(\alpha_0) \leq 0$ then $\log \Gamma(\alpha_0)(\alpha_0 - \alpha) \leq 0$ which implies that the set defined in (19) contains $\{\alpha < \alpha_0, \beta_0 < \beta < (\beta_0/\alpha_0)n^{-(C_1+1)}\}$. This latter set has prior mass bounded at least constant times $n^{-(C_1+1)}$ for prior densities π bounded away from zero in a neighbourhood of θ_0 . For $\log \Gamma(\alpha_0) > 0$, the set $\{\theta = (\alpha, \beta) : \text{KL}(p_{\theta_0}^n \| p_{\theta}^n) < n^{-C_1}\}$ contains

$$(20) \quad \{\alpha_0 - n^{-(C_1+1)}/(2\log \Gamma(\alpha_0)) < \alpha < \alpha_0, \beta_0 < \beta < \beta_0 + n^{-(C_1+1)}\beta_0/(2\alpha_0)\},$$

which has prior mass proportional to $n^{-(C_1+1)}$ for any prior density π bounded away from zero about θ_0 , thereby verifying condition A3. Therefore, since A0–A4 are met, the exact posterior admits the generalized skew–normal approximation in Equation (1) with ξ , Ω and $\alpha(h)$ that can be computed analytically using the derivatives of the log–likelihood function given above. For clarity of presentation we refrain from presenting these formulas here.

Figure 3 compares graphically the classical and skewed Bernstein–von Mises approximations for the posterior of $h = \sqrt{n}(\theta - \theta_0)$ in a simulation study with sample size $n = 15$, true data–generative parameter $\theta_0 = (\alpha_0, \beta_0) = (1, 0.5)$ and prior chosen as the product of two

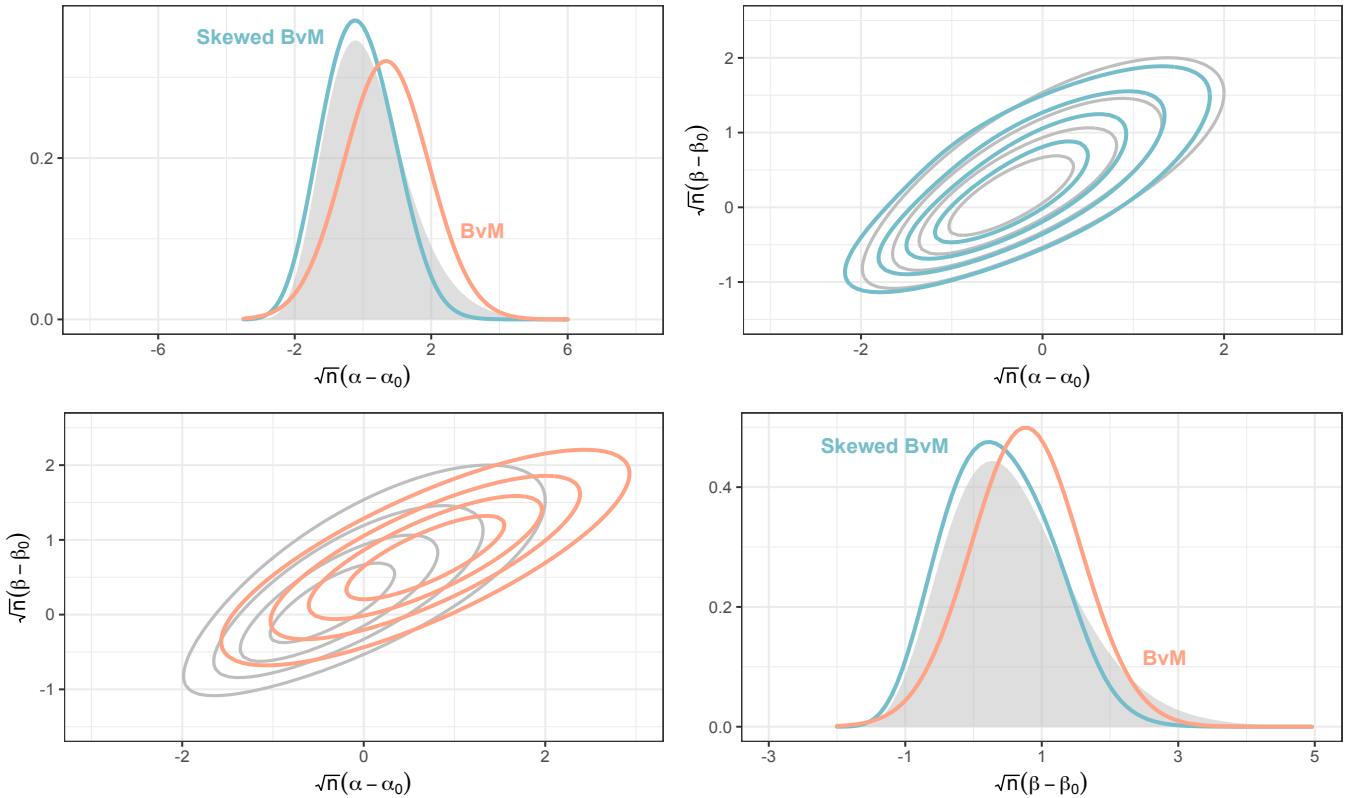


Fig 3: Graphical comparison between the approximations of the marginal and bivariate exact posterior densities (grey areas and lines) provided by the classical Gaussian Bernstein–von Mises result (BvM) and the newly–developed skewed version (Skewed BvM) based on generalized skew–normal approximating densities. Results refer to the $\text{Gamma}(\alpha, \beta)$ model with independent exponential priors on the parameters α and β .

independent exponential distributions with rate parameter equal to 2 in both cases. As for the examples in Sections 2.4.1–2.4.2, the generalized skew–normal approximation is considerably more accurate than the Gaussian counterpart for both the joint and the marginal posterior densities.

3. Skew–modal approximation. As mentioned in Section 2.4, Bernstein–von Mises type results, including our Theorem 2.1, describe the asymptotic behavior of the exact posterior with respect to a limiting distribution whose parameters depend on the true data–generating θ_0 . Since this quantity is not available in practice, it is necessary to replace θ_0 with a sensible estimate in order to ensure that the approximation derived is of practical relevance. To this end, in Section 3.1 we consider a simple, yet effective, plug–in version of the generalized skew–normal density in (1) which replaces θ_0 with its maximum–a–posteriori (MAP) estimator, without losing theoretical accuracy guarantees. Notice that, in general, θ_0 can be replaced by any efficient estimator, but by relying on the MAP several quantities in (1) simplify, giving rise to a highly tractable and accurate approximation, as further shown in Section 3.2.

3.1. Derivation and theoretical guarantees. Consistent with the above discussion, we consider the plug–in version \hat{p}_{GSN}^n of p_{GSN}^n in Equation (1), where the unknown θ_0 is replaced by the MAP $\hat{\theta} = \operatorname{argmax}_{\theta \in \Theta} \{\ell(\theta) + \log \pi(\theta)\}$. As a consequence, this yields the generalized skew–normal density, for the rescaled parameter $\hat{h} = \sqrt{n}(\theta - \hat{\theta}) \in \mathbb{R}^d$, defined as

$$(21) \quad \hat{p}_{\text{GSN}}^n(\hat{h}) = 2\phi_d(\hat{h}; 0, \hat{\Omega})\Phi(\alpha(\hat{h})),$$

where $\hat{\Omega} = \hat{V}^{-1}$ with $\hat{V} = [\hat{v}_{st}] = [j_{\hat{\theta}, st}/n] \in \mathbb{R}^{d \times d}$, while the skewness function entering the cumulative distribution $\Phi(\cdot)$ is given by $\hat{\alpha}(h) = \{\sqrt{2\pi}/(12\sqrt{n})\}(\ell_{\hat{\theta}, stl}^{(3)}/n)\hat{h}_s\hat{h}_t\hat{h}_l \in \mathbb{R}$.

Notice that, relative to the expression for $p_{\text{GSN}}^n(\cdot)$ in Equation (1), the location parameter ξ is zero in (21), since $\hat{\xi}$ is a function of the quantity $(\ell_{\hat{\theta}}^{(1)} + \log \pi_{\hat{\theta}}^{(1)})/\sqrt{n}$ which is zero by definition when $\hat{\theta}$ is the MAP. For the same reason, in the expression for the precision matrix of the Gaussian density factor in (21), the term $-(\hat{\xi}_l \ell_{\hat{\theta}, stl}^{(3)})/n^{3/2}$ disappears.

Equation (21) provides a practical skewed approximation of the exact posterior leveraging its local behavior at the mode. For this reason, such a solution is referred to as skew–modal approximation. In order to provide theoretical guarantees for this practical version, similar to those in Theorem 2.1, let us introduce two mild assumptions in addition to those outlined in Section 2.2.

M1 The MAP estimator $\hat{\theta} = \operatorname{argmax}_{\theta \in \Theta} \{\ell(\theta) + \log \pi(\theta)\}$, satisfies $\mathbb{E}_{\theta_0} \|\hat{\theta} - \theta_0\|^2 = \mathcal{O}(n^{-1})$.

M2 Let $\hat{V} = J_{\hat{\theta}}/n$. With $P_{\theta_0}^n$ –probability tending to one, \hat{V} is positive definite and $|\hat{V}| > \hat{\eta}$ for some $\hat{\eta} > 0$. Moreover, there exist two positive constants δ and L such that the inequalities $|\ell_{stl}^{(3)}(\theta)/n| < L$, $|\ell_{stlk}^{(4)}(\theta)/n| < L$, and $|\log \pi_{st}^{(2)}(\theta)| < L$ hold uniformly over $\theta \in B_{\delta}(\hat{\theta}) = \{\theta \in \Theta : \|\theta - \hat{\theta}\| < \delta\}$, with $P_{\theta_0}^n$ –probability tending to one.

Condition M1 is mild and holds generally in regular parametric models. This assumption ensures us that the MAP is in a small neighborhood of θ_0 , where the centering took place in

Theorem 2.1. Condition M2 is a weaker version of the analytical assumption for Laplace’s method described in Kass, Tierney and Kadane (1990). Note also that assumption M1 implies that M2 is a stronger version of A0.0 and A4, requiring the upper bound to hold in a neighborhood of θ_0 . These conditions ensure uniform control on the difference between the log-likelihood ratio and its third order Taylor’s expansion. Finally, we remark that even the more restrictive analytical assumption for Laplace’s methods introduced in Kass, Tierney and Kadane (1990) are satisfied in several examples of practical interest.

Based on the above additional assumptions we state a Bernstein–von Mises type result for the skew-modal approximation in (21), similar to Theorem 2.1. The proof of the theorem follows closely the reasoning and derivations considered to prove Theorem 2.1. Hence, such a proof, along with those of the technical lemmas, is deferred to the Appendix.

THEOREM 3.1. *Let $\hat{h} = \sqrt{n}(\theta - \hat{\theta})$. If the assumptions of Theorem 2.1 and conditions M1–M2 are satisfied, then the posterior for \hat{h} satisfies*

$$(22) \quad \|\Pi(\cdot | X^n) - \hat{P}_{\text{GSN}}^n(\cdot)\|_{\text{TV}} = \mathcal{O}_{P_{\theta_0}}((\log n)^{3+d/2}/n),$$

where $\hat{P}_{\text{GSN}}^n(S) = \int_S \hat{p}_{\text{GSN}}^n(\hat{h}) d\hat{h}$ for $S \subset \mathbb{R}^d$ with $\hat{p}_{\text{GSN}}^n(\hat{h})$ defined as in (21).

REMARK 3.2. *Since the total variation distance is invariant to scale and location transformations, the above result can be stated also for the original parametrization θ of interest. This means that the generalized skew-normal density*

$$(23) \quad \hat{p}_{\text{GSN}}^n(\theta) = 2\phi_d(\theta; \hat{\theta}, J_{\hat{\theta}}^{-1})\Phi((\sqrt{2\pi}/12)\ell_{\hat{\theta}, \text{stl}}^{(3)}(\theta - \hat{\theta})_s(\theta - \hat{\theta})_t(\theta - \hat{\theta})_l),$$

approximates the posterior density for θ with the rate derived in Theorem 3.1.

The skew-modal approximation in (23) provides, therefore, a similarly tractable, yet substantially more accurate, alternative to the classical Gaussian counterpart arising from the Laplace method. As discussed in Section 2, the closed-form density in (23) can be evaluated essentially at the same cost of a Gaussian density and further admits a straightforward i.i.d. sampling scheme that facilitates Monte Carlo estimation of any functional of interest. Such a scheme has the same cost of sampling from a d -variate Gaussian and, hence, can be readily implemented via standard R packages for simulating from these variables.

3.2. *Empirical results.* Sections 3.2.1–3.2.2 demonstrate the practical applicability of the skew-modal approximation derived in Section 3.1 on both a synthetic simulation and a real data application on Cushing’s syndrome (Venables and Ripley, 2002). These empirical analyses provide consistent evidence of substantial accuracy improvements not only relative to the classical Gaussian approximation induced by the Laplace method, but also with respect to state-of-the-art implementations of mean-field variational Bayes (e.g., Blei, Kucukelbir and McAuliffe, 2017) and expectation-propagation (e.g., Vehtari et al., 2020), including also recent skewed extensions (e.g., Fasano, Durante and Zanella, 2022).

TABLE 2

In the exponential example introduced in Section 2.4.1, average, over 50 replicated studies, of the log–total–variation (TV) distances corresponding to the Gaussian modal approximation induced by the Laplace method (GM) and the newly–developed skew–modal (SKEW–M) solution in Section 3. Summaries for the ratios between the two TV distances are also reported. Results are displayed for different sample sizes from $n = 1$ to $n = 5000$. The standard deviations of the ratios, computed over the 50 replicated studies, are displayed within round brackets. The bold values indicate the best performance for each sample size.

	$n = 1$	$n = 10$	$n = 50$	$n = 100$	$n = 500$	$n = 1000$	$n = 5000$
$\log n$	0.00	2.30	3.91	4.61	6.21	6.91	8.52
$\log \text{TV}_{\text{GM}}$	−1.08	−1.43	−1.98	−2.29	−3.05	−3.40	−4.20
$\log \text{TV}_{\text{SKEW–M}}$	−2.32	−3.01	−4.13	−4.74	−6.28	−6.97	−8.56
$\text{TV}_{\text{SKEW–M}}/\text{TV}_{\text{GM}}$	0.29 (10^{-5})	0.21 (10^{-5})	0.12 (10^{-5})	0.09 (10^{-5})	0.04 (10^{-5})	0.03 (10^{-5})	0.01 (10^{-5})

3.2.1. Exponential model revisited. Let us first replicate the simulation study on the exponential model under the same settings and comparisons in Section 2.4.1, but with a focus on the plug–in skew–modal approximation in (23), rather than its population version which assumes knowledge of θ_0 . Consistent with this focus, performance is compared against the Gaussian approximation $N(\hat{\theta}, J_{\hat{\theta}}^{-1})$ arising from the Laplace method (e.g., Gelman et al., 2013, p. 318). Notice that such a model meets the additional assumptions M1–M2 required by Theorem 3.1 and Remark 3.2. In fact, $\hat{\theta}$ is asymptotically equivalent to the maximum likelihood estimator which implies that condition M1 is fulfilled. Moreover, in view of the expressions for the first three log–likelihood derivatives in Section 2.4.1 also M2 is satisfied.

Table 2 displays the same summaries of Table 1, but now the two total variation distances from the exact posterior are computed with respect to the skew–modal approximation in (23) and the Gaussian $N(\hat{\theta}, J_{\hat{\theta}}^{-1})$, respectively. Similarly to the population version assessed in Section 2.4.1, also the practical skew–modal approximation yields considerable accuracy gains relative to the Gaussian counterpart. In addition, also in this context, the asymptotic theory in Theorem 3.1 and Remark 3.2 closely matches the empirical behavior observed in practice even in finite, possibly small, sample size settings. Notice also that, when compared to the results in Table 1, the variability across experiments in Table 2 is substantially lower. This is due to the fact that, unlike for the population counterpart, both approximations are centered at the MAP of the actual posterior rather than at θ_0 , which is not necessarily the maximum–a–posteriori in finite sample size settings. This allows for a more accurate fit to the posterior in practice and less variability across experiments in the TV distances.

3.2.2. Probit and logistic regression model. We conclude with a real–data application on the Cushings dataset (Venables and Ripley, 2002) which is openly–available in the R library MASS. In this case the true data–generative model is not known and, therefore, such a final assessment is useful to evaluate performance in situations which are not guaranteed to meet the assumptions underlying our theory in Sections 2.3 and 3.1.

The data are obtained from a medical study, on $n = 27$ subjects, aimed at investigating the relationship between four different sub–types of Cushing’s syndrome and two steroid

metabolites, *Tetrahydrocortisone* and *Pregnanetriol* respectively. To simplify the analysis, we consider the binary response $X_i \in \{0, 1\}$, $i = 1, \dots, n$ taking value 1 if the patient is affected by bilateral hyperplasia, and 0 otherwise, for $i = 1 \dots, n$. The observed covariates are $z_{i1} = \text{"urinary excretion rate (mg/24hr) of Tetrahydrocortisone for patient i"}$ and $z_{i2} = \text{"urinary excretion rate (mg/24hr) of Pregnanetriol for patient i"}$. For inference, we focus on the two most widely-implemented regression models for binary data, namely:

Probit regression. $X_i \sim \text{Bern}(\Phi(\theta_0 + \theta_1 z_{i1} + \theta_2 z_{i2}))$, independently for $i = 1, \dots, n$, with regression coefficients $(\theta_0, \theta_1, \theta_2) = \theta \in \mathbb{R}^3$.

Logistic regression. $X_i \sim \text{Bern}(g(\theta_0 + \theta_1 z_{i1} + \theta_2 z_{i2}))$, independently for $i = 1, \dots, n$, with $(\theta_0, \theta_1, \theta_2) = \theta \in \mathbb{R}^3$, and $g(\cdot)$ the inverse logit function defined in Section 2.4.2.

Under both models, Bayesian inference proceeds via routinely-implemented weakly informative Gaussian priors $N(0, 25)$ for the three regression coefficients. Recalling Durante (2019), such a choice yields a closed-form unified skew-normal (Arellano-Valle and Azalini, 2006) posterior for θ under probit regression, which admits tractable i.i.d. sampling schemes. Extending the results in Durante (2019), a recent contribution by Onorati and Liseo (2022) has proved that similar findings, for an extension of the unified skew-normal, can be obtained also under logistic models. Although yielding important advancements in the field of Bayesian inference for binary regression models, the derived closed-form posteriors require evaluation of n -dimensional Gaussian cumulative distribution functions, and hence, inference under the exact posterior becomes intractable as n grows. This motivates alternative solutions within the class of deterministic approximations to the exact posterior. State-of-the-art methods under these regression models are mean-field variational Bayes (MF-VB) (Consonni and Marin, 2007; Durante and Rigon, 2019), partially-factorized variational Bayes (PFM-VB) (Fasano, Durante and Zanella, 2022), expectation-propagation (EP) (Chopin and Ridgway, 2017), and the classical Gaussian modal approximation (GM) based on the Laplace method (Tierney and Kadane, 1986).

Table 3 and Figures 4–5, compare the approximation accuracy of the newly-developed skew-modal approximation in (23) relative to the aforementioned alternatives in both probit and logit models. To evaluate also the i.i.d. sampling scheme for generalized skew-normal distributions introduced in Section 2, the marginals, bivariate and joint total variation distances are computed via Monte Carlo methods leveraging 10^5 samples from both the exact posteriors for θ and from the corresponding approximations provided by the different methods analyzed. Under both probit and logistic regression, the skew-modal approximation and the classical Gaussian modal approximation (GM) can be readily derived from the derivatives of the log-likelihood and log-prior which are available in closed-form. Moreover, since the prior is Gaussian, the MAP under both models coincides with the ridge-regression solution and hence can be computed via basic R functions. MF-VB and PFM-VB for probit regression leverage the implementation in the GitHub repository `Probit-PFMVB` (Fasano, Durante and Zanella, 2022), whereas in the logistic setting we rely on the codes in the repository `logisticVB` (Durante and Rigon, 2019). Notice that PFM-VB has been developed

TABLE 3

For probit and logistic regression, estimated joint, bivariate and marginal total variation distances between the exact posterior and the deterministic approximations under analysis in the Cushings application. The bold values indicate the best performance for each subset of parameters.

	TV_{θ}	$TV_{\theta_{01}}$	$TV_{\theta_{02}}$	$TV_{\theta_{12}}$	TV_{θ_0}	TV_{θ_1}	TV_{θ_2}
Probit							
SKEW–M	0.42	0.19	0.25	0.35	0.13	0.16	0.20
GM	0.75	0.40	0.55	0.72	0.37	0.31	0.44
EP	0.51	0.30	0.38	0.45	0.01	0.29	0.36
MF–VB	1.96	1.28	1.65	1.84	0.71	1.06	1.40
PFM–VB	0.97	0.49	0.87	0.89	0.25	0.34	0.78
Logit							
SKEW–M	0.57	0.32	0.38	0.52	0.22	0.24	0.29
GM	0.92	0.52	0.69	0.88	0.45	0.39	0.57
EP	2.03	2.04	2.18	2.02	2.52	2.02	2.04
MF–VB	1.01	0.52	1.05	0.95	0.31	0.42	0.73

only for probit regression. Finally, EP is implemented, under both models, via the R library EPGLM (Chopin and Ridgway, 2017). The approximations provided by GM, MF–VB and EP are all Gaussian and, hence, admit straightforward i.i.d. sampling, while PFM–VB yields a computationally–tractable unified skew–normal approximation from which i.i.d. values can be simulated via Algorithm 3 in Fasano, Durante and Zanella (2022). Sampling from the exact probit posterior can be instead performed via Algorithm 1 in Durante (2019), whereas for the logistic regression we implement Hamiltonian Monte Carlo via the `rstan` library.

Table 3 displays the TV distance estimates from the exact posteriors of θ for the different approximations, under both probit and logistic regression. In both models, the proposed skew–modal (SKEW–M) solution generally yields remarkable accuracy improvements relative to all the state–of–the–art competitors. More specifically, SKEW–M halves, on average, the TV distance associated with GM, while yielding noticeable improvements relative to MF–VB and PFM–VB. The gains over PFM–VB in the probit model are remarkable since also such a strategy leverages a skewed approximation of the exact posterior distribution. This yields higher accuracy than MF–VB, but the improvements are not as noticeable as SKEW–M. A reason for this result is that PFM–VB has been originally developed to provide high accuracy in high–dimensional $p > n$ settings (Fasano, Durante and Zanella, 2022), whereas in this study $p = 3$ and $n = 27$. Except for one marginal in the probit model, SKEW–M also outperforms state–of–the–art EP methods, with the accuracy improvements being particularly remarkable in the logit model. This is mainly due to the fact that, unlike for the proposed SKEW–M approximation, EP relies on Gaussian approximations obtained via iterative algorithms with no guarantees of convergence and reduced theoretical support. Hence, the poor EP performance in logistic regression might be due to convergence issues of the R function `EPlogit` (Ridgway, 2016). Conversely, our computationally–tractable SKEW–M approximation only requires derivation and evaluation of log–likelihood and log–prior derivatives. Furthermore, it has also strong theoretical support from Theorem 3.1 and Remark 3.2, thereby yielding

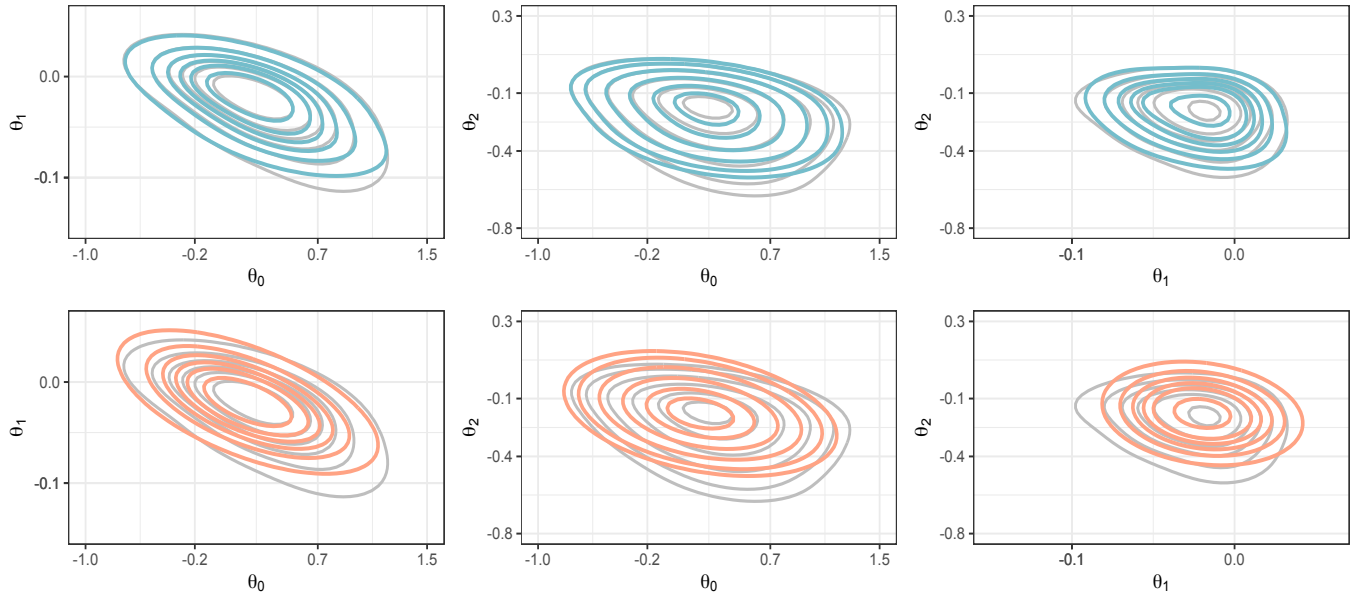


Fig 4: Visual comparison between skew-modal (blue) and Gaussian (orange) approximations of the exact bivariate posteriors (grey) for the three coefficients of the probit regression model in the Cushings application.

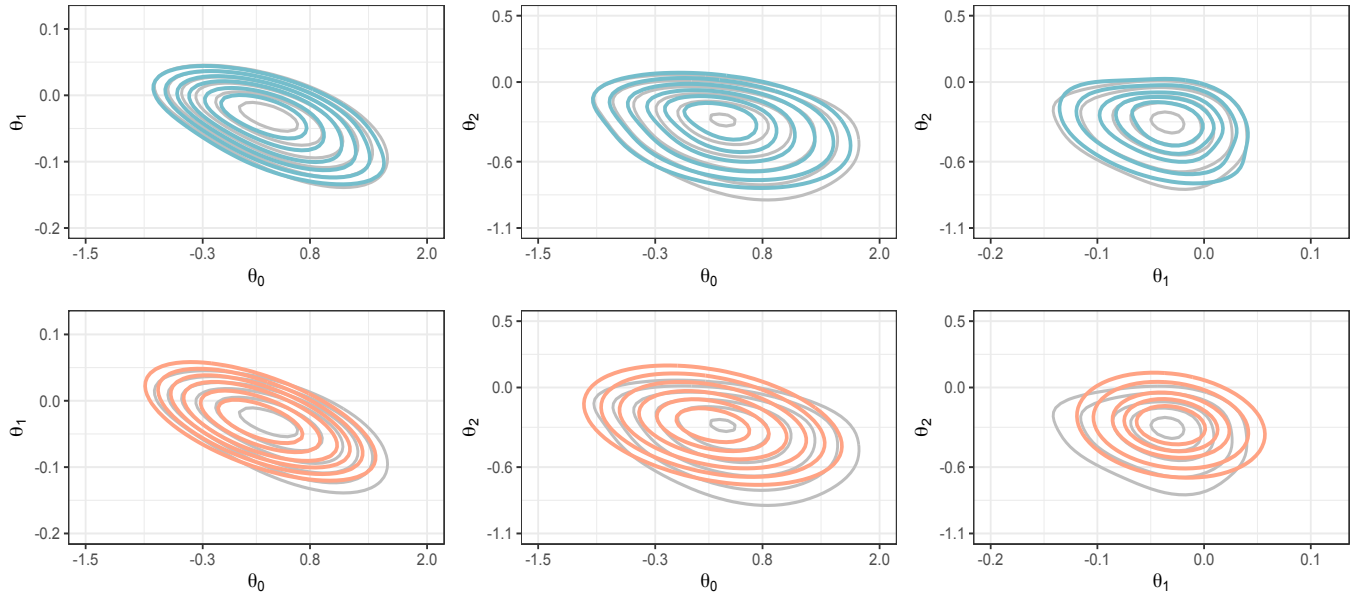


Fig 5: Visual comparison between skew-modal (blue) and Gaussian (orange) approximations of the exact bivariate posteriors (grey) for the three coefficients of the logistic regression model in the Cushings application.

gains relative to all state-of-the-art competitors. Clearly, as the exact posterior approaches a Gaussian shape, such improvements become less noticeable. Nonetheless, as illustrated in Figures 4–5, even relatively-minor deviations from Gaussianity in the posterior for θ , can yield remarkable gains when approximated via SKEW-M.

4. Discussion. This article proves that substantial theoretical and practical accuracy improvements can be obtained by replacing limiting Gaussian approximations of exact posterior distributions with generalized skew-normals constructively derived from a third-order

version of the Laplace method. Beside clarifying the role of skewness in Bayesian asymptotics, our contribution has also a broad theoretical scope and remarkable methodological impact. It can directly motivate refinements of several theoretical results relying on the classical Gaussian Bernstein–von Mises theorem. The tractability of generalized skew–normals and the corresponding skew–modal practical counterparts, along with the theoretical and empirical improvements presented in the article, also open new avenues to stimulate extensive advancements in the field of Bayesian inference based on deterministic approximations. More specifically, our contribution motivates future efforts toward developing skewed versions of state-of-the-art variational Bayes and expectation propagation. These more effective skew–modal approximations, which can readily replace the classical Gaussian one, can be further included in more refined strategies, such as INLA, which consider these Gaussian approximations as building–blocks.

Future research directions of particular interest include the extension of our theory and methods beyond parametric settings, with a specific focus on semiparametric (Bickel and Kleijn, 2012; Castillo and Rousseau, 2015) and high–dimensional (Boucheron and Gassiat, 2009; Bontemps, 2011; Spokoiny and Panov, 2021) contexts. Moreover, although the inclusion of skewness is arguably sufficient to yield an accurate approximation of posterior distributions in small–to–moderate sample size regimes, accounting for kurtosis might yield additional improvements both in theory and in practice. To this end, a relevant research direction is to seek for an alternative to generalized skew–normals, possibly obtained from a fourth–order version of the Laplace method that yields an improved characterization of the tails. In principle, this extension is expected to provide further improvements in the rate of convergence, while maintaining good sampling properties. Our conjecture is that such an alternative limiting law can be found in the class of skew–symmetric distributions (Azzalini and Capitanio, 2003; Wang, Boyer and Genton, 2004) and relies on the perturbation of a density with heavier tails than the Gaussian one.

REFERENCES

- ANCESCHI, N., FASANO, A., DURANTE, D. and ZANELLA, G. (2023). Bayesian conjugacy in probit, tobit, multinomial probit and extensions: A review and new results. *Journal of the American Statistical Association* In press.
- ARELLANO-VALLE, R. B. and AZZALINI, A. (2006). On the unification of families of skew-normal distributions. *Scandinavian Journal of Statistics* **33** 561–574.
- AZZALINI, A. and CAPITANIO, A. (2003). Distributions generated by perturbation of symmetry with emphasis on a multivariate skew t-distribution. *Journal of the Royal Statistical Society: Series B (Statistical Methodology)* **65** 367–389.
- BENTKUS, V. (2005). A Lyapunov-type bound in Rd. *Theory of Probability & Its Applications* **49** 311–323.
- BICKEL, P. J. and KLEIJN, B. J. (2012). The semiparametric Bernstein–von Mises theorem. *The Annals of Statistics* **40** 206–237.
- BISHOP, C. (2006). *Pattern Recognition and Machine Learning*. Springer.
- BLEI, D. M., KUCUKELBIR, A. and MCAULIFFE, J. D. (2017). Variational inference: A review for statisticians. *Journal of the American Statistical Association* **112** 859–877.

- BOCHKINA, N. A. and GREEN, P. J. (2014). The Bernstein–von Mises theorem and nonregular models. *The Annals of Statistics* **42** 1850–1878.
- BONTEMPS, D. (2011). Bernstein–von Mises theorems for Gaussian regression with increasing number of regressors. *The Annals of Statistics* **39** 2557–2584.
- BOUCHERON, S. and GASSIAT, E. (2009). A Bernstein–von Mises theorem for discrete probability distributions. *Electronic Journal of Statistics* **3** 114–148.
- CASTILLO, I. and NICKL, R. (2014). On the Bernstein–von Mises phenomenon for nonparametric Bayes procedures. *The Annals of Statistics* **42** 1941–1969.
- CASTILLO, I. and ROUSSEAU, J. (2015). A Bernstein–von Mises theorem for smooth functionals in semi-parametric models. *The Annals of Statistics* **43** 2353–2383.
- CHALLIS, E. and BARBER, D. (2012). Affine independent variational inference. *Advances in Neural Information Processing Systems* **25** 1–9.
- CHOPIN, N. and RIDGWAY, J. (2017). Leave Pima Indians alone: Binary regression as a benchmark for Bayesian computation. *Statistical Science* **32** 64–87.
- CONSONNI, G. and MARIN, J.-M. (2007). Mean-field variational approximate Bayesian inference for latent variable models. *Computational Statistics & Data Analysis* **52** 790–798.
- DEHAENE, G. and BARTHELMÉ, S. (2018). Expectation propagation in the large data limit. *Journal of the Royal Statistical Society: Series B (Statistical Methodology)* **80** 199–217.
- DOOB, J. L. (1949). Application of the theory of martingales. *Le Calcul des Probabilites et ses Applications* 23–27.
- DURANTE, D. (2019). Conjugate Bayes for probit regression via unified skew-normal distributions. *Biometrika* **106** 765–779.
- DURANTE, D. and RIGON, T. (2019). Conditionally conjugate mean-field variational Bayes for logistic models. *Statistical Science* **34** 472–485.
- FASANO, A. and DURANTE, D. (2022). A class of conjugate priors for multinomial probit models which includes the multivariate normal one. *Journal of Machine Learning Research* **23** 1–26.
- FASANO, A., DURANTE, D. and ZANELLA, G. (2022). Scalable and accurate variational Bayes for high-dimensional binary regression models. *Biometrika* **109** 901–919.
- FROBENIUS, G. (1912). Über Matrizen aus nicht negativen Elementen. *Sitzungsberichte der Königlich Preussischen Akademie der Wissenschaften* **26** 456–477.
- GELMAN, A., CARLIN, J. B., STERN, H. S., DUNSON, D. B., VEHTARI, A. and RUBIN, D. B. (2013). *Bayesian Data Analysis*. Chapman and Hall/CRC.
- GENTON, M. G. and LOPERFIDO, N. M. (2005). Generalized skew-elliptical distributions and their quadratic forms. *Annals of the Institute of Statistical Mathematics* **57** 389–401.
- GHOSAL, S. and VAN DER VAART, A. (2017). *Fundamentals of Nonparametric Bayesian Inference* **44**. Cambridge University Press.
- JOHNSON, R. A. (1970). Asymptotic expansions associated with posterior distributions. *The Annals of Mathematical Statistics* 851–864.
- KASPRZAK, M. J., GIORDANO, R. and BRODERICK, T. (2022). How good is your Gaussian approximation of the posterior? Finite-sample computable error bounds for a variety of useful divergences. *arXiv:2209.14992*.
- KASS, R. E., TIERNEY, L. and KADANE, J. B. (1990). The validity of posterior expansions based on Laplace’s method. *Bayesian and Likelihood Methods in Statistics and Econometrics: Essays in Honor of George A. Barnard* 473–487.
- KLEIJN, B. J. and VAN DER VAART, A. W. (2012). The Bernstein–von–Mises theorem under misspecification. *Electronic Journal of Statistics* **6** 354–381.

- KOLASSA, J. E. and KUFFNER, T. A. (2020). On the validity of the formal Edgeworth expansion for posterior densities. *The Annals of Statistics* **48** 1940–1958.
- KUSS, M., RASMUSSEN, C. E. and HERBRICH, R. (2005). Assessing Approximate Inference for Binary Gaussian Process Classification. *Journal of Machine Learning Research* **6** 1679–1704.
- LE CAM, L. (2012). *Asymptotic Methods in Statistical Decision Theory*. Springer Science & Business Media.
- MA, Y. and GENTON, M. G. (2004). Flexible class of skew-symmetric distributions. *Scandinavian Journal of Statistics* **31** 459–468.
- MINKA, T. P. (2001). Expectation propagation for approximate Bayesian inference. *Proceedings of Uncertainty in Artificial Intelligence* **17** 362–369.
- ONORATI, P. and LISEO, B. (2022). An extension of the Unified Skew-Normal family of distributions and application to Bayesian binary regression. *arXiv preprint arXiv:2209.03474*.
- OPPER, M. and ARCHAMBEAU, C. (2009). The variational Gaussian approximation revisited. *Neural Computation* **21** 786–792.
- PACE, L. and SALVAN, A. (1997). *Principles of Statistical inference: From a Neo-Fisherian Perspective* **4**. World scientific.
- PERRON, O. (1907). Zur theorie der matrices. *Mathematische Annalen* **64** 248–263.
- RAY, K. and SZABÓ, B. (2022). Variational Bayes for high-dimensional linear regression with sparse priors. *Journal of the American Statistical Association* **117** 1270–1281.
- RIDGWAY, J. (2016). EPGLM: Gaussian Approximation of Bayesian Binary Regression Models R package version 1.1.2.9000.
- RUE, H., MARTINO, S. and CHOPIN, N. (2009). Approximate Bayesian inference for latent Gaussian models by using integrated nested Laplace approximations. *Journal of the Royal Statistical Society: Series B* **71** 319–392.
- SPOKOINY, V. and PANOV, M. (2021). Accuracy of Gaussian approximation for high-dimensional posterior distribution. *Bernoulli* (in print).
- SZABO, B. and VAN DER VAART, A. W. (2021). *Bayesian Statistics*. Available at the authors’ website.
- TAO, T. (2011). Topics in random matrix theory. *Graduate Studies in Mathematics* **132**.
- TIERNEY, L. and KADANE, J. B. (1986). Accurate approximations for posterior moments and marginal densities. *Journal of the American Statistical Association* **81** 82–86.
- VAN DER VAART, A. W. (2000). *Asymptotic Statistics* **3**. Cambridge University Press.
- VEHTARI, A., GELMAN, A., SIVULA, T., JYLÄNKI, P., TRAN, D., SAHAI, S., BLOMSTEDT, P., CUNNINGHAM, J. P., SCHIMINOVICH, D. and ROBERT, C. P. (2020). Expectation propagation as a way of life: A framework for Bayesian inference on partitioned data. *Journal of Machine Learning Research* **21** 1–53.
- VENABLES, W. N. and RIPLEY, B. D. (2002). *Modern Applied Statistics with S*, Fourth ed. Springer, New York. ISBN 0-387-95457-0.
- WANG, C. and BLEI, D. M. (2013). Variational inference in nonconjugate models. *Journal of Machine Learning Research* **14** 1005–1031.
- WANG, Y. and BLEI, D. M. (2019). Frequentist consistency of variational Bayes. *Journal of the American Statistical Association* **114** 1147–1161.
- WANG, J., BOYER, J. and GENTON, M. G. (2004). A skew-symmetric representation of multivariate distributions. *Statistica Sinica* 1259–1270.
- WENG, R. C. (2010). A Bayesian Edgeworth expansion by Stein’s identity. *Bayesian Analysis* **5** 741–763.
- ZWILLINGER, D. and JEFFREY, A. (2007). *Table of integrals, series, and products*. Elsevier.

APPENDIX A: PROOF OF THEOREM 3.1

To prove Theorem 3.1 we follow a similar line of reasoning as in Theorem 2.1, and highlight the main differences between the two proofs. To this end, let us first consider the sieve $\hat{\Theta}_n = \{\theta \in \Theta : \|\theta - \hat{\theta}\| < 2M_n/\sqrt{n}\}$. We show below that $\Pi(\hat{\Theta}_n^c | X^n)$ converges to zero in probability. To this end let us consider the event $B_n = \{\|\hat{\theta} - \theta_0\| \leq M_n/\sqrt{n}\}$, and recall the definition of Θ_n in (8). Note that

$$\Pi(\hat{\Theta}_n^c | X^n) \leq \Pi(\Theta_n^c | X^n) + \mathbb{1}_{B_n^c}.$$

The first term on the right hand side is $\mathcal{O}_{P_{\theta_0}}(n^{-1})$ in view of Markov's inequality and the fact that, as shown in Theorem 2.1, $\mathbb{E}_{\theta_0} \Pi(\Theta_n^c | X^n) = \mathcal{O}(n^{-1})$. The second term has the same order in view of assumption M1 and applying again Markov's inequality. Therefore, following (10), it is sufficient to work with the restricted posterior $\Pi_{\hat{\Theta}_n}(\cdot | X^n)$ defined in (9), with Θ_n replaced by $\hat{\Theta}_n$. As for the proof of Theorem 2.1, let us introduce the quantities

$$Y_n(\hat{h}) = 2 \exp\left(-\frac{1}{2} \frac{j_{\hat{\theta}, st}}{n} \hat{h}_s \hat{h}_t\right) \Phi\left(\frac{\sqrt{2\pi}}{12\sqrt{n}} \frac{\ell_{\hat{\theta}, stl}^{(3)}}{n} \hat{h}_s \hat{h}_t \hat{h}_l\right),$$

$$L_n(\hat{h}) = \frac{\hat{p}_{\hat{\theta} + \hat{h}/\sqrt{n}}(X^n)}{\hat{p}_{\hat{\theta}}} \frac{\pi(\hat{\theta} + \hat{h}/\sqrt{n})}{\pi(\hat{\theta})}.$$

In view of assumption M2 we can express $\log L_n(\hat{h})$ as $\log L_n(\hat{h}) = -(1/2)(j_{\hat{\theta}, st}/n) \hat{h}_s \hat{h}_t + (1/6\sqrt{n})(\ell_{\hat{\theta}, stl}^{(3)}/n) \hat{h}_s \hat{h}_t \hat{h}_l + q_{n, \hat{h}}$, where

$$q_{n, \hat{h}} = \frac{\ell_{\hat{\theta}, stlk}^{(4)}(\tilde{h})}{n} \hat{h}_s \hat{h}_t \hat{h}_l \hat{h}_k + \frac{1}{2} \frac{\log \pi(\hat{\theta} + \bar{h}/\sqrt{n})_{st}^{(2)}}{n} \hat{h}_s \hat{h}_t = \mathcal{O}_{P_{\theta_0}}\left(\frac{\|\hat{h}\|^4 \vee 1}{n}\right),$$

and \tilde{h}, \bar{h} are some points between zero and \hat{h} . Now, from triangle inequality and in view of the second order Taylor expansion of $e^{q_{n, \hat{h}}} = 1 + q_{n, \hat{h}} + e^{\beta q_{n, \hat{h}}} q_{n, \hat{h}}^2/2$, for some $\beta \in (0, 1)$, it follows that

$$(24) \quad |L_n(\hat{h}) - Y_n(\hat{h})| \leq |\exp(u_{n, \hat{h}})(q_{n, \hat{h}} + \exp(\beta q_{n, \hat{h}}) q_{n, \hat{h}}^2/2)| + |\exp(u_{n, \hat{h}}) - Y_n(\hat{h})|,$$

with $u_{n, \hat{h}} = -(1/2)(j_{\hat{\theta}, st}/n) \hat{h}_s \hat{h}_t + (1/6\sqrt{n})(\ell_{\hat{\theta}, stl}^{(3)}/n) \hat{h}_s \hat{h}_t \hat{h}_l$.

As for the proof of Theorem 2.1, let us replace the stochastic quantities involved in the above expressions with their truncated counterparts. In particular, let $\tilde{\ell}_{\hat{\theta}, stl}^{(3)} = (\ell_{\hat{\theta}, stl}^{(3)} \vee -nL) \wedge nL$, $\tilde{\ell}_{\hat{\theta}, stlk}^{(4)}(\tilde{h}) = (\ell_{\hat{\theta}, stlk}^{(4)}(\tilde{h}) \vee -nL) \wedge nL$ and $\log \tilde{\pi}(\hat{\theta} + \bar{h}/\sqrt{n})_{st}^{(2)} = (\log \pi(\hat{\theta} + \bar{h}/\sqrt{n})_{st}^{(2)} \vee -L) \wedge L$, and denote with $\tilde{q}_{\hat{h}, n}$, $\tilde{L}_n(\hat{h})$ and $\tilde{Y}_n(\hat{h})$ the versions of $q_{\hat{h}, n}$, $L_n(\hat{h})$ and $Y_n(\hat{h})$ in which the different quantities appearing within the corresponding expressions have been replaced by the truncated counterparts. Notice that the P_{θ_0} -probability that any of these truncations takes place is $\mathcal{O}(1)$. Therefore, by applying in (24) the thresholds introduced by

the truncation, we directly get that the first term on the right hand side is $\mathcal{O}(M_n^4/n)$, while in view of Lemma B.6 the second term is $\mathcal{O}(M_n^6/n)$. This implies that

$$(25) \quad \sup_{\hat{h} \in \hat{S}_{M_n}} |\tilde{L}_n(\hat{h}) - \tilde{Y}_n(\hat{h})| = \mathcal{O}(M_n^6/n).$$

where $\hat{S}_{M_n} = \{\hat{h} : \|\hat{h}\| < 2M_n\}$. Hence, combining (25) with Fubini's theorem and Jensen's inequality, it holds

$$\begin{aligned} \mathbb{E}_{\theta_0} \sup_S \left| \int_{S \cap \hat{S}_{M_n}} \tilde{L}_n(\hat{h}) d\hat{h} - \int_{S \cap \hat{S}_{M_n}} \tilde{Y}_n(\hat{h}) d\hat{h} \right| \\ \leq \int_{\hat{S}_{M_n}} \mathbb{E}_{\theta} |\tilde{L}_n(\hat{h}) - \tilde{Y}_n(\hat{h})| d\hat{h} \lesssim \int_{\hat{S}_{M_n}} (M_n^6/n) d\hat{h} = \mathcal{O}(M_n^{d+6}/n). \end{aligned}$$

Then, by applying the triangle inequality and noticing that $P_{\theta_0}(\int_{\hat{S}_{M_n}} \tilde{Y}_n(\hat{h}) d\hat{h} > 0) = 1$ it follows from the above result that

$$\mathbb{E}_{\theta_0} \sup_S \left| \int_{S \cap \hat{S}_{M_n}} \tilde{L}_n(\hat{h}) d\hat{h} / \int_{\hat{S}_{M_n}} \tilde{L}_n(\hat{h}) d\hat{h} - \int_{S \cap \hat{S}_{M_n}} \tilde{Y}_n(\hat{h}) d\hat{h} / \int_{\hat{S}_{M_n}} \tilde{Y}_n(\hat{h}) d\hat{h} \right| = \mathcal{O}(M_n^{d+6}/n),$$

which in turn implies the same upper bound, in P_{θ_0} -probability, for the non-truncated version. More specifically, recalling the proof of Theorem 2.1 and considering a similar notation, it follows that

$$(26) \quad \sup_S |\Pi_{\hat{S}_{M_n}}(\hat{h} \in S \mid X^n) - \hat{P}_{\text{GSN}, \hat{S}_{M_n}}(S)| = \mathcal{O}_{P_{\theta_0}}(M_n^{d+6}/n).$$

where $\hat{P}_{\text{GSN}, \hat{S}_{M_n}}(S) = \int_{S \cap \hat{S}_{M_n}} Y_n(\hat{h}) d\hat{h} / \int_{\hat{S}_{M_n}} Y_n(\hat{h}) d\hat{h}$. Moreover, as for the proof of Theorem 2.1, notice that the denominator in the expression for $\hat{P}_{\text{GSN}, \hat{S}_{M_n}}(S)$ is equal to a constant times $(1 - \hat{P}_{\text{GSN}}(\hat{S}_{M_n}^c))$, where $\hat{P}_{\text{GSN}}(\hat{S}_{M_n}^c) = \mathcal{O}_{P_{\theta_0}}(n^{-D})$, $D > 1$ for a sufficiently large c_0 in the definition of M_n . Hence, since

$$|\hat{P}_{\text{GSN}, \hat{S}_{M_n}}(S) - \hat{P}_{\text{GSN}}(S)| \leq \{\hat{P}_{\text{GSN}}(\hat{S}_{M_n}^c) / (1 - \hat{P}_{\text{GSN}}(\hat{S}_{M_n}^c))\} \hat{P}_{\text{GSN}}(S \cap \hat{S}_{M_n}) + \hat{P}_{\text{GSN}}(\hat{S}_{M_n}^c),$$

we have that

$$(27) \quad \sup_S |\hat{P}_{\text{GSN}, \hat{S}_{M_n}}(S) - \hat{P}_{\text{GSN}}(S)| = \mathcal{O}_{P_{\theta_0}}(n^{-D}).$$

Combining (26) and (27) with the first part of the proof, and applying the triangle equality similarly to what done for Theorem 2.1, concludes the proof of Theorem 3.1. \square

APPENDIX B: TECHNICAL LEMMAS

In this section we collect the technical lemmas used in the proofs of our two main theorems. Also in this case we omit for convenience the n from the notation of the probability measure P_{θ} and the corresponding expectation and densities.

The first lemma is a refined version of Lemma 6.26 in Ghosal and Van der Vaart (2017), with (possibly) a polynomial instead of logarithmic P_{θ_0} -convergence rate, used together with Lemma B.2, to bound the Type II error.

LEMMA B.1. *For any prior Π on Θ , sequence $D_n > 1$ and $\epsilon > 0$, it holds*

$$(28) \quad \int (p_\theta/p_{\theta_0})(X^n) d\Pi(\theta) \geq \Pi(\theta : \text{KL}(p_{\theta_0}||p_\theta) < \epsilon^2) \exp\{-2D_n(\sqrt{n\epsilon^2/2} \vee n\epsilon^2)\}$$

with P_{θ_0} -probability at least $1 - D_n^{-1}$.

PROOF. First note that for $B = \{\theta : \text{KL}(p_{\theta_0}||p_\theta) < \epsilon^2\}$, in view of Jensen's inequality

$$\begin{aligned} \log \frac{\int (p_\theta/p_{\theta_0})(X^n) d\Pi(\theta)}{\Pi(B)} &\geq \log \int (p_\theta/p_{\theta_0})(X^n) d\Pi(\theta | B) \\ &\geq \int \log(p_\theta/p_{\theta_0})(X^n) d\Pi(\theta | B) =: Z. \end{aligned}$$

Now, note that by Markov's and Jensen's inequality, the probability of the complement of the event in (28) can be bounded as

$$\begin{aligned} \Pr(Z < -2D_n(\sqrt{n\epsilon^2/2} \vee n\epsilon^2)) &\leq \frac{\mathbb{E}_{\theta_0}(-Z)_+}{2D_n(\sqrt{n\epsilon^2/2} \vee n\epsilon^2)} \\ &\leq \frac{\mathbb{E}_{\theta_0} \int (-\log(p_\theta/p_{\theta_0})(X^n))_+ d\Pi(\theta | B)}{2D_n(\sqrt{n\epsilon^2/2} \vee n\epsilon^2)}, \end{aligned}$$

where the generic $(Z)_+$ is defined as $Z \vee 0$. Then, by Fubini's theorem and Pinsker's second inequality (e.g. Lemma B.13 of [Ghosal and Van der Vaart \(2017\)](#)) the right hand side of the above inequality is further bounded by

$$\frac{\int \text{KL}(p_{\theta_0}||p_\theta) + \sqrt{\text{KL}(p_{\theta_0}||p_\theta)/2} d\Pi(\theta|B)}{2D_n(\sqrt{n\epsilon^2/2} \vee n\epsilon^2)} \leq \frac{2(\sqrt{n\epsilon^2/2} \vee n\epsilon^2)}{2D_n(\sqrt{n\epsilon^2/2} \vee n\epsilon^2)} = \frac{1}{D_n},$$

concluding the proof of Lemma B.1. \square

The next lemma adapts Lemma 10.3 in [Van der Vaart \(2000\)](#) to ensure a tighter control on the Type I error. In the proofs of our main theorem, it is required to control the probability mass assigned by the posterior distribution outside the ball of radius M_n/\sqrt{n} .

LEMMA B.2. *Under the conditions of Theorem 2.1 there exists, for every $M_n \rightarrow \infty$, a sequence of tests ϕ_n and a constant c_t such that, for every sufficiently large n and every $\|\theta - \theta_0\| > M_n/\sqrt{n}$, we have*

$$\mathbb{E}_{\theta_0} \phi_n \leq \exp(-c_t M_n^2) \quad \text{and} \quad \mathbb{E}_\theta (1 - \phi_n) \leq \exp(-c_t n(\|\theta - \theta_0\|^2 \wedge 1)).$$

PROOF. Condition A0.0 allows us to consider the truncated version of the score function $\tilde{\ell}_{\theta_0}^{(1)} \in [-L, L]$, with $L > 0$ taken such that $\mathbb{E}_{\theta_0} \tilde{\ell}_{\theta_0}^{(1)} (\tilde{\ell}_{\theta_0}^{(1)})^\top$ is nonsingular. Define now the test

$\omega_n = \mathbb{1}\{\|(\mathbb{E}_n - \mathbb{E}_{\theta_0})\tilde{\ell}_{\theta_0}^{(1)}\| > c_*M_n/\sqrt{n}\}$, where the constant $c_* > 0$ is determined later and \mathbb{E}_n is the expectation with respect to the empirical measure. By Hoeffding's inequality,

$$\mathbb{E}_{\theta_0}\omega_n \leq \exp(-c_t M_n^2),$$

for some constant c_t depending on L .

To conclude the proof, it remains to study the Type II error. By the triangle inequality

$$\|(\mathbb{E}_\theta - \mathbb{E}_{\theta_0})\tilde{\ell}_{\theta_0}^{(1)}\| \leq \|(\mathbb{E}_n - \mathbb{E}_\theta)\tilde{\ell}_{\theta_0}^{(1)}\| + \|(\mathbb{E}_n - \mathbb{E}_{\theta_0})\tilde{\ell}_{\theta_0}^{(1)}\|.$$

Furthermore, in view of the differentiability of the likelihood function there exists a constant $c > 0$ for which $\|(\mathbb{E}_\theta - \mathbb{E}_{\theta_0})\tilde{\ell}_{\theta_0}^{(1)}\| > c\|\theta - \theta_0\|$ for all θ such that $\|\theta - \theta_0\| < \epsilon$; see Lemma 10.3 in [Van der Vaart \(2000\)](#). Therefore, by choosing $c_* = c/2$ and applying the preceding two displays together with Hoeffding's inequality we get that

$$\begin{aligned} \mathbb{E}_\theta(1 - \omega_n) &\leq P_\theta\left(\|(\mathbb{E}_n - \mathbb{E}_\theta)\tilde{\ell}_{\theta_0}^{(1)}\| > \|(\mathbb{E}_\theta - \mathbb{E}_{\theta_0})\tilde{\ell}_{\theta_0}^{(1)}\| - c_*M_n/\sqrt{n}\right) \\ &\leq P_\theta\left(\|(\mathbb{E}_n - \mathbb{E}_\theta)\tilde{\ell}_{\theta_0}^{(1)}\| > c\|\theta - \theta_0\|/2\right) \leq \exp(-c_t n\|\theta - \theta_0\|^2), \end{aligned}$$

for a sufficiently small constant c_t depending on L . For $\|\theta - \theta_0\| > \epsilon$ it is possible to construct a test with Type I and Type II errors that decrease exponentially in n by proceeding as in Lemma 10.3 of [Van der Vaart \(2000\)](#). Combining such tests, concludes the proof. \square

The next lemma gives an upper bound for the first term in (15).

LEMMA B.3. *Let $\tilde{\Delta}_{n,\theta} = \tilde{\ell}_\theta^{(1)}/\sqrt{n} = (\ell_\theta^{(1)}/\sqrt{n})\mathbb{1}_{\|\ell_\theta^{(1)}/\sqrt{n}\| < C_n}$ where $C_n = M_n^{1/\alpha}$ for $\alpha > 2$. Under the notations and conditions of Theorem 2.1, we have*

$$(29) \quad \lim_{n \rightarrow \infty} \sup_{h \in S_{M_n}} |\mathbb{E}_\theta \exp \gamma \tilde{u}_{n,h} - 1| \rightarrow 0,$$

for any $\gamma > 0$, where $\tilde{u}_{n,h} = h_s\{\tilde{\Delta}_{n,\theta}\}_s - (h_s h_t i_{st})/2n + \tilde{r}_{n,h}$.

PROOF. To prove Lemma B.3, let us first notice that, for $\tilde{\Delta}_\theta = \Delta_\theta \mathbb{1}_{\|\Delta_\theta\| < C_n}$ with $\Delta_\theta \sim N(0, I_\theta/n)$, it holds $\mathbb{E}_\theta \exp\{\gamma(h_s\{\tilde{\Delta}_\theta\}_s - (h_s h_t i_{st})/2n)\} - 1 = o(1)$. Therefore, by triangle inequality it follows that the left hand side of (29) is bounded from above by

$$\sup_{h \in S_{M_n}} |\mathbb{E}_\theta \exp \gamma \tilde{u}_{n,h} - \mathbb{E}_\theta \exp \gamma(h_s\{\tilde{\Delta}_\theta\}_s - (h_s h_t i_{st})/2n)| + o(1).$$

Theorem 2.7 in [Van der Vaart \(2000\)](#) implies that $(\tilde{\Delta}_{n,\theta}, \tilde{r}_{n,h})$ converges in distribution to $(\tilde{\Delta}_\theta, 0)$. Since I_θ is a deterministic positive definite matrix we can concentrate only on

$$\lim_{n \rightarrow \infty} \sup_{h \in S_{M_n}} |\mathbb{E}_\theta \exp[\gamma h_s\{\tilde{\Delta}_{n,\theta}\}_s + \gamma \tilde{r}_{n,h}] - \mathbb{E}_\theta \exp[\gamma h_s\{\tilde{\Delta}_\theta\}_s]|.$$

Let us now define $J = J_\epsilon = \{x \in \mathbb{R}^p : \|x\| < R_\epsilon\}$, with $R_\epsilon > 0$ such that $P_\theta(\Delta_\theta \in J) > 1 - \epsilon$. Clearly, for all $\delta > 0$, $P_\theta((\Delta_\theta, 0) \in J \times (-\delta, \delta)) > 1 - \epsilon$. Since the functions $f_h(x, y) =$

$\exp(\gamma h_s x_s + \gamma y)$ are uniformly continuous on $I = J \times (-\delta, \delta)$, for all h , one can cover I with finitely many subsets such that f_h varies at most (constant times) ϵ in each of them. In particular, let us define the following sets

$$(30) \quad \begin{aligned} J_0 &= \{x : \|x\| > (C_n \wedge R_\epsilon)\}, \\ J_j &= \{x : \log[(j-1)\epsilon_1] < \gamma h_s x_s \leq \log(j\epsilon_1)\} \cap \{x : \|x\| \leq (C_n \wedge R_\epsilon)\}, \\ E_k &= \{y : \log[(k-1)\epsilon_2] < \gamma y \leq \log(k\epsilon_2)\} \cap \{y : -\delta < y < \delta\}, \end{aligned}$$

with $\epsilon_1 = \epsilon \exp(-\gamma\delta)$, $\epsilon_2 = \epsilon \exp(-\gamma M_n C_n)$, and $j, k \in \{1, \dots, N_n\}$ for N_n such that $N_n \leq \exp\{\gamma(M_n C_n + \delta)\}/\epsilon$. Furthermore, note that there exists a unique $k^* \in \{1, \dots, N_n\}$ such that $0 \in E_{k^*}$. Let us now merge the sets $E_{k^*-1}, E_{k^*}, E_{k^*+1}$ into E_{k^*} for technical reasons to be seen later. Then, let us take $I_{j,k} = J_j \times E_k \subset I$, $j \in \{0, \dots, N_n\}$, $k \in \{1, \dots, N_n\} \setminus \{k^* - 1, k^* + 1\}$ and note that following from the triangle inequality the function $f_h(x \mathbb{1}_{(\|x\| < C_n)}, y)$ varies at most 4ϵ in each $I_{j,k}$. Moreover, notice that for $j > 0$ each J_j is convex since it is the intersection of two convex sets. Therefore, the multivariate Berry–Esseen’s theorem, see Lemma B.8, can be directly applied to $P_\theta(\Delta_{n,\theta} \in J_j)$. On the contrary, J_0 is not convex but we can compute $P_\theta(\Delta_{n,\theta} \in J_0)$ in terms of its complement which is convex.

We use the sets $I_{j,k}$ to approximate f_h with a step function. Let us take an arbitrary point $(x_j, y_k) \in I_{j,k}$ for $j \in \{0, \dots, N_n\}$, $k \in \{1, \dots, N_n\} \setminus \{k^* - 1, k^* + 1\}$ and define the step function

$$f_{\epsilon,h}(x, y) = \sum_{j=0}^{N_n} \sum_{k=1}^{N_n} f_h(x_j, y_k) \mathbb{1}_{(x,y) \in I_{j,k}}.$$

Notice that, for notational convenience, we consider the sum over $k = 1, \dots, N_n$, but in fact the $k^* - 1$ and $k^* + 1$ cells are merged with the k^* cell. Then, by triangle inequality, we have

$$(31) \quad \begin{aligned} |\mathbb{E}_\theta f_h(\tilde{\Delta}_{n,\theta}, \tilde{r}_{n,h}) - \mathbb{E}_\theta f_h(\tilde{\Delta}_\theta, 0)| &\leq |\mathbb{E}_\theta f_h(\tilde{\Delta}_{n,\theta}, \tilde{r}_{n,h}) - \mathbb{E}_\theta f_{\epsilon,h}(\tilde{\Delta}_{n,\theta}, \tilde{r}_{n,h})| \\ &\quad + |\mathbb{E}_\theta f_{\epsilon,h}(\tilde{\Delta}_{n,\theta}, \tilde{r}_{n,h}) - \mathbb{E}_\theta f_{\epsilon,h}(\tilde{\Delta}_\theta, 0)| \\ &\quad + |\mathbb{E}_\theta f_h(\tilde{\Delta}_\theta, 0) - \mathbb{E}_\theta f_{\epsilon,h}(\tilde{\Delta}_\theta, 0)|. \end{aligned}$$

We now study the three terms on the right hand side of (31) separately.

For the second term, we can exploit the fact that $f_{\epsilon,h}$ is a step function and that it is zero outside of I . This result, in combination with Jensen’s inequality and the bound $f_h(x_j, y_k) \leq \exp(\gamma M_n C_n + \gamma\delta)$ for $j, k \in \{1, \dots, N_n\}$, ensures that $|\mathbb{E}_\theta f_{\epsilon,h}(\tilde{\Delta}_{n,\theta}, \tilde{r}_{n,h}) - \mathbb{E}_\theta f_{\epsilon,h}(\tilde{\Delta}_\theta, 0)|$ is bounded from above by

$$\sum_{j=1}^{N_n} \sum_{k=1}^{N_n} e^{\gamma(M_n C_n + \delta)} |P_\theta((\tilde{\Delta}_{n,\theta}, \tilde{r}_{n,h}) \in I_{j,k}) - P_\theta((\tilde{\Delta}_\theta, 0) \in I_{j,k})|.$$

The asymptotic behavior of the above expression depends on the difference between the probability measure of $(\tilde{\Delta}_{n,\theta}, \tilde{r}_{n,h})$ and the one of $\tilde{\Delta}_\theta$. First, consider the case $0 \notin E_k$ (i.e. $k \neq k^*$) where $P_\theta((\tilde{\Delta}_\theta, 0) \in I_{j,k}) = 0$ holds. In view of $|\log(1+y)| \geq |y|/2$ for $|y| \leq 2.5$

we have that $E_k \subset \{|\tilde{r}_{n,h}| > \epsilon_2\}$, since $|k - k^*| \geq 2$. Therefore, following by (the truncated version of) assertion (13)

$$(32) \quad \begin{aligned} & |P_\theta((\tilde{\Delta}_{n,\theta}, \tilde{r}_{n,h}) \in I_{j,k}) - P_\theta((\tilde{\Delta}_\theta, 0) \in I_{j,k})| \\ & \leq P_\theta(\tilde{r}_{n,h} \in E_k) \leq P_\theta(|\tilde{r}_{n,h}| > \epsilon_2) = \mathcal{O}(\log n \{\|h\|^3 \vee 1\} e^{\gamma M_n C_n} / (\sqrt{n}\epsilon)). \end{aligned}$$

Similarly, if $0 \in E_k$, i.e. $k = k^*$, by applying the triangle inequality

$$\begin{aligned} |P_\theta((\tilde{\Delta}_{n,\theta}, \tilde{r}_{n,h}) \in I_{j,k}) - P_\theta(\tilde{\Delta}_\theta \in J_j)| & \leq |P_\theta(\tilde{\Delta}_{n,\theta} \in J_j) - P_\theta(\tilde{\Delta}_\theta \in J_j)| + P_\theta(\tilde{r}_{n,h} \notin E_k) \\ & = \mathcal{O}(\log n \{\|h\|^3 \vee 1\} e^{\gamma M_n C_n} / (\sqrt{n}\epsilon)), \end{aligned}$$

where the last step follows from the multivariate Berry–Esseen’s theorem; see Lemma B.8 below (with $Y_i = \ell^{(1)}(\theta_0, X_i) / \sqrt{n}$), and (the truncated version of) assertion (13).

For the first term on the right hand side of (31), note that

$$(33) \quad \begin{aligned} & |\mathbb{E}_\theta f_h(\tilde{\Delta}_{n,\theta}, \tilde{r}_{n,h}) - \mathbb{E}_\theta f_{\epsilon,h}(\tilde{\Delta}_{n,\theta}, \tilde{r}_{n,h})| \\ & \leq 4\epsilon P_\theta((\tilde{\Delta}_{n,\theta}, \tilde{r}_{n,h}) \in I) + e^{\gamma(M_n C_n + \delta)} P_\theta((\tilde{\Delta}_{n,\theta}, \tilde{r}_{n,h}) \notin I). \end{aligned}$$

Hence, as before

$$(34) \quad \begin{aligned} P_\theta((\tilde{\Delta}_{n,\theta}, \tilde{r}_{n,h}) \notin I) & \leq |P_\theta(\tilde{\Delta}_{n,\theta} \notin J) - P_\theta(\tilde{\Delta}_\theta \notin J)| + P_\theta(\tilde{\Delta}_\theta \notin J) + P_\theta(|\tilde{r}_{n,h}| > \delta) \\ & = \mathcal{O}(\log n \{\|h\|^3 \vee 1\} / (\sqrt{n}\epsilon)) + \epsilon. \end{aligned}$$

Finally, the third term on the right hand side of (31) can be bounded similarly as

$$(35) \quad \begin{aligned} & |\mathbb{E}_\theta f_h(\tilde{\Delta}_\theta, 0) - \mathbb{E}_\theta f_{\epsilon,h}(\tilde{\Delta}_\theta, 0)| \\ & \leq 4\epsilon P_\theta(\tilde{\Delta}_\theta \in J) + e^{\gamma M_n C_n} P_\theta(\tilde{\Delta}_\theta \notin J) \leq 4\epsilon + e^{\gamma M_n C_n} \epsilon. \end{aligned}$$

We conclude the proof by applying the bounds (32), (33), (34) and (35) in (31), by choosing $\epsilon = \epsilon_n \asymp n^{-\beta}$ for $\beta \in (0, 1/6)$ and by recalling that $C_n = M_n^{1/\alpha}$ with $\alpha > 2$ to obtain

$$\lim_{n \rightarrow \infty} \sup_{h \in S_{M_n}} |\mathbb{E}_\theta f_h(\tilde{\Delta}_{n,\theta}, \tilde{r}_{n,h}) - \mathbb{E}_\theta f_h(\tilde{\Delta}_\theta, 0)| = 0.$$

□

LEMMA B.4. Define $\lambda_{n,h} = (1/6\sqrt{n})(\ell_{\theta_0, stl}^{(3)}/n) \{\xi_s \xi_t \xi_l + 3(h - \xi)_s (h - \xi)_t \xi_l - h_s h_t h_l\}$. Then, under the conditions of Theorem 2.1, it follows that

$$(36) \quad \begin{aligned} Y_n(h) &= \exp(u_{n,h}) (1 + \lambda_{n,h} + e^{\beta^* \lambda_{n,h}} \lambda_{n,h}^2 / 2) \\ &\quad \times (1 - \lambda_{n,h} + (1/12)e^{-\pi(\tilde{\beta} \lambda_{n,h})^2 / 4} \{1 - (\tilde{\beta} \lambda_{n,h} \sqrt{\pi/2})^2\} \lambda_{n,h}^3 \pi), \end{aligned}$$

for some $\beta^* \in (0, 1)$ and $\tilde{\beta} \in (0, 1)$, with $\lambda_{n,h} = \mathcal{O}_{P_{\theta_0}}(\{\|h\|^3 \vee 1\} / \sqrt{n})$.

PROOF. Notice first that assumption A0 implies that $\lambda_{n,h} = \mathcal{O}_{P_{\theta_0}}(\{\|h\|^3 \vee 1\}/\sqrt{n})$. Furthermore, $-\lambda_{n,h} = (1/6\sqrt{n})(\ell_{\theta_0, stl}^{(3)}/n)((h-\xi)_s(h-\xi)_t(h-\xi)_l + 3(h-\xi)_s\xi_t\xi_l)$. Therefore, by taking a Taylor's expansion of $\Phi(\cdot)$ around 0, i.e $\Phi(x) = 1/2 + x/\sqrt{2\pi} + \mathcal{O}(x^3)$, for $x = \mathcal{O}(1)$, we obtain for some $\tilde{\beta} \in (0, 1)$ that

$$\Phi(-\sqrt{\pi/2}\lambda_{n,h}) = 1/2 - \lambda_{n,h}/2 + (1/24)e^{-\pi(\tilde{\beta}\lambda_{n,h})^2/4}\{1 - (\tilde{\beta}\lambda_{n,h}\sqrt{\pi/2})^2\}\lambda_{n,h}^3\pi.$$

To conclude the proof, recall that in (12), the variable $Y_n(h)$ can be alternatively defined as

$$Y_n(h) = 2\exp(u_{n,h})\exp(\lambda_{n,h})\Phi(-\sqrt{\pi/2}\lambda_{n,h}).$$

Combining the two equations above with the second order Taylor's expansion $e^x = 1 + x + e^{\beta x}x^2/2$ for some $\beta \in (0, 1)$, concludes the proof. \square

LEMMA B.5. *Under the notations and conditions of Theorem 2.1, we have*

$$(37) \quad \sup_{h \in S_{M_n}} \mathbb{E}_\theta |\exp(\tilde{u}_{n,h}) - \tilde{Y}_n(h)| = \mathcal{O}(M_n^6/n).$$

PROOF. In view of Lemma B.4 and by Hölder's inequality we have that $\mathbb{E}_\theta |\exp(\tilde{u}_{n,h}) - \tilde{Y}_n(h)|$ is bounded from above by the product between $\mathbb{E}_\theta^{1/\rho_n} \exp(\rho_n \tilde{u}_{n,h})$ and $\mathbb{E}_\theta^{1/\tilde{\rho}_n} |1 - (1 + \tilde{\lambda}_{n,h} + e^{\beta^* \tilde{\lambda}_{n,h}} \tilde{\lambda}_{n,h}^2/2)(1 - \lambda_{n,h} + (1/12)e^{-\pi(\tilde{\beta}\lambda_{n,h})^2/4}\{1 - (\tilde{\beta}\lambda_{n,h}\sqrt{\pi/2})^2\}\lambda_{n,h}^3\pi)|^{\tilde{\rho}_n}$. Now, notice that Lemma B.3 implies $\mathbb{E}_\theta^{1/\rho_n} \exp(\rho_n \tilde{u}_{n,h}) = \mathcal{O}(1)$ for $\rho_n = (1 + M_n^2)/M_n^2$. Furthermore, in view of the truncation $|\lambda_{n,h}| \leq \tau_n$, the second factor is $\mathcal{O}(M_n^6/n)$, concluding the proof of the statement. \square

The following lemma is the counterpart Lemma B.5 for the skew-modal approximation.

LEMMA B.6. *Under the conditions of Theorem 3.1, it holds*

$$\sup_{\hat{h} \in \hat{S}_{M_n}} |\exp(\tilde{u}_{n,\hat{h}}) - \tilde{Y}_n(\hat{h})| = \mathcal{O}(M_n^6/n),$$

where $\tilde{u}_{n,\hat{h}} = -(1/2)(j_{\hat{\theta}, st}/n)\hat{h}_s\hat{h}_t + (1/6\sqrt{n})(\tilde{\ell}_{\hat{\theta}, stl}^{(3)}/n)\hat{h}_s\hat{h}_t\hat{h}_l$.

PROOF. First note that $\tilde{\lambda}_{n,\hat{h}} := (\tilde{\ell}_{\hat{\theta}, stl}^{(3)}/n)\hat{h}_s\hat{h}_t\hat{h}_l \leq C_{L,d}(\|\hat{h}\|^3 \vee 1)$, for some constant $C_{L,d}$ depending on L and d . Moreover, by the Taylor's expansion of $\Phi(\cdot)$ around 0, we have

$$\Phi((\sqrt{2\pi}/12\sqrt{n})\tilde{\lambda}_{n,\hat{h}}) = 1/2 + \tilde{\lambda}_{n,\hat{h}}/(12\sqrt{n}) + \mathcal{O}((\|\tilde{h}\|^9 \vee 1)/n^{3/2}).$$

These results, together with the positive definiteness of $J_{\hat{\theta}}$, and the fact that $\exp(x) = 1 + x + \exp(\beta x)x^2/2$ for some $\beta \in (0, 1)$ lead to

$$\begin{aligned} & \sup_{\hat{h} \in \hat{S}_{M_n}} |\exp(\tilde{u}_{n,\hat{h}}) - \tilde{Y}_n(\hat{h})| \\ & \leq \sup_{\hat{h} \in \hat{S}_{M_n}} |\exp((1/6\sqrt{n})\tilde{\lambda}_{n,\hat{h}}) - 2\Phi((\sqrt{2\pi}/12\sqrt{n})\tilde{\lambda}_{n,\hat{h}})| = \mathcal{O}((\|\tilde{h}\|^6 \vee 1)/n), \end{aligned}$$

concluding the proof of the lemma. \square

Next we show that both the empirical Fisher information matrix and the covariance matrix of the Gaussian density in the generalized skew–normal approximation are positive definite with determinant bounded away from zero.

LEMMA B.7. *Under A0 and A4, with P_{θ_0} –probability tending to 1, $V = \Omega^{-1}$ and J_{θ_0}/n are positive definite matrices and there exists $\tilde{\eta} > 0$ such that $|V| > \tilde{\eta}$ and $|J_{\theta_0}/n| > \tilde{\eta}$.*

PROOF. Leveraging the assumptions in A0, let us first notice that $J_{\theta_0}/n = I_{\theta_0}/n + R_J$ and $V = I_{\theta_0}/n + R_V$, with R_J and R_V having entries of order $\mathcal{O}_{P_{\theta_0}}(n^{-1/2})$. In the following, we focus on R_J since the statement for R_V can be obtained under the same reasoning and steps. Notice that condition A0 implies the existence of a sequence $F_n \asymp n^{-1/\kappa}$, with $\kappa > 2$ such that

$$P_{\theta_0}(|R_{J,st}| > F_n) = o(1),$$

for each $s, t = 1, \dots, d$. Define now the matrix M with entries $M_{st} = |R_{J,st}| \wedge F_n$ for $s, t = 1, \dots, d$. From Wielandt’s theorem (Zwillinger and Jeffrey, 2007), with probability $1 - o(1)$, the spectral radius of M is an upper bound of the spectral radius of R_J . Moreover, since M is a non–negative matrix, the Perron–Frobenius theorem (Perron, 1907; Frobenius, 1912) implies that the largest eigenvalue in absolute value is bounded by constant times F_n . Since both I_{θ_0}/n and R_J are real symmetric matrices, in view of the Weyl’s inequalities (e.g., Tao, 2011, equation (1.54)), the eigenvalues of J_{θ_0}/n and I_{θ_0}/n can differ at most by constant times F_n with probability $1 - o(1)$. Since the entries of I_{θ_0}/n are $\mathcal{O}(1)$ this implies that, with P_{θ_0} –probability tending to one, $|J_{\theta_0}/n|$ is bounded away from 0 and that J_{θ_0} is a positive–definite matrix. \square

Finally, for completeness, we recall Berry–Esseen’s theorem; see for instance Theorem 1 of Bentkus (2005).

LEMMA B.8. *Let Y_1, \dots, Y_n be independent random variables on \mathbb{R}^d with $\mathbb{E}Y_i = 0, i = 1, \dots, n$. Write $Z = Y_1 + \dots + Y_n$, $\Sigma = \text{Cov } Z$ and take $Z_0 \sim N_d(0, \Sigma)$. Assume that Σ is invertible. Furthermore, define $\eta = \eta_1 + \dots + \eta_n$, with $\eta_i = \mathbb{E}\|\Sigma^{-1/2}Y_i\|^3$. Then, there exist $C > 0$ such that for every convex set $A \subset \mathbb{R}^d$, it holds $|P(Z \in A) - P(Z_0 \in A)| \leq Cd^{1/4}\eta$.*