

Topic Modelling of Swedish Newspaper Articles about Coronavirus: a Case Study using Latent Dirichlet Allocation Method

Bernadeta Griciūtė^{1,2}, Lifeng Han³, and Goran Nenadic³

¹ Saarland University, Germany & ² University of Malta, Malta

³ The University of Manchester, UK

griciute.bernadeta@gmail.com

lifeng.han, g.nenadic@manchester.ac.uk

Abstract

Topic Modelling (TM) is from the research branches of natural language understanding (NLU) and natural language processing (NLP) that is to facilitate insightful analysis from large documents and datasets, such as a summarisation of main topics and the topic changes. This kind of discovery is getting more popular in real-life applications due to its impact on big data analytics. In this study, from the social-media and healthcare domain, we apply popular Latent Dirichlet Allocation (LDA) methods to model the topic changes in Swedish newspaper articles about *Coronavirus*. We describe the corpus we created including 6515 articles, methods applied, and statistics on topic changes over approximately 1 year and two months period of time from 17th January 2020 to 13th March 2021. We hope this work can be an asset for grounding applications of topic modelling and can be inspiring for similar case studies in an era with pandemics, to support socio-economic impact research as well as clinical and healthcare analytics. *Our data is openly available at https://github.com/poethan/Swed_Covid_TM.*

Keywords: Latent Dirichlet Allocation (LDA); Topic Modelling; Coronavirus; Pandemics; Natural Language Understanding

1 Introduction

During the Coronavirus (COVID-19) pandemic¹, when the majority of the countries imposed strict lockdowns, the Swedish government instead adopted a relatively different and even controversial approach towards Coronavirus compared to other countries especially during the “first wave” such as keeping many sectors open in society (Creutz et al., 2021; Hedman et al., 2022; Kubai, 2022).²

¹World Health Organisation (WHO) COVID-19 Dashboard <https://covid19.who.int/> 6,656,601 deaths and 651,918,402 confirmed cases till 23 December 2022.

²<https://www.government.se/search/?query=covid>

There have been some studies on the impact of the Swedish COVID-19 policy such as the effect on overall infection rates, death rates, and the vulnerability towards older people (Pashakhanlou, 2022), on the criticism and argument about lack of scientific guidance from the government (Brusselaers et al., 2022), on the potential influence towards other kinds of disease on nation and region levels (Saarentausta et al., 2022), and on the spread level among different personnel, e.g. dental sector (Fredriksson et al., 2022).

Researchers from the statistical background also carried out mathematical modellings on the prediction of spatiotemporal risks towards incidence, in-tense care (IC) admission, and death, e.g. Bayesian analysis by Jaya et al. (2022).

However, there has not been enough comprehensive research work on the socio-economic impact of computational social science fields. In addition, for future healthcare text analytics studies, there are yet many investigations to be carried out on debates and discussions from the society around this topic and policy. In this work, to further facilitate this research direction, we leverage the methodologies from natural language processing (NLP) and carry out an experimental investigation on topic modelling using Swedish Newspaper articles about Coronavirus. This aims at getting more insight into the topic focuses and changes around Coronavirus in Swedish society over more than a year from 17th January 2020 to 13th March 2021.

The method we applied to this study is an unsupervised statistical generative model called Latent Dirichlet Allocation (LDA), which was first designed by Blei et al. (2003) to address text modelling, classification, and collaborative filtering tasks. LDA method has been proven to be very effective in topic discovery and similar text identification, in the topic modelling field since then (Řehůřek and Sojka, 2010; Tong and Zhang, 2016; Asmussen and Møller, 2019).

The rest of the paper is organised as below: Section 2 surveys the related work to ours on topic modelling in NLP, healthcare text analytics, and social media mining. Section 3 presents LDA method, Section 4 follows up with our experimental work carried out on Coronavirus topic using LDA, and Section 5 concludes the paper with discussion and future work.

2 Related Work

We present related work on topic modelling (TM) methods briefly in NLP, Healthcare Text Analytics (HTA), and TM in Journalism and Social media research.

TM research started in the early 2000s as a breakthrough in machine learning (ML) techniques to address the automatic analysis of large amounts of digital (electronic) archived documents. These methods used hierarchical probabilistic models including LDA by Blei et al. (2003), Markov Topic Models (MTM) by Wang et al. (2009), and their variations such as including authorship features by ROSEN-ZVI (2004), Dynamic Topic Models (DTM) by Blei and Lafferty (2006); Blei (2012), which incorporated the evolution feature of the topics based on LDA often using a corpus with a sequence of time stamps, for instance, using journal articles.

Despite the popularity of LDA, Gerlach et al. (2018) designed a new approach to carry out TM by looking into community networks using a “stochastic block model” (SBM). The SBM was designed to automatically detect the “number of topics”, which parameter has to be manually set up in the LDA algorithms. With the new development of NLP methodologies, especially the continuous vector space representation of lexical semantics (Vaswani et al., 2017; Devlin et al., 2019), in very recent years, researchers also tried to approach the TM task in this track. Representative work includes BERTopic (Grootendorst, 2022) and Top2Vec (Angelov, 2020). TM in continuous vector space is still an emerging direction.

In Healthcare Text Analytics (HTA), Kovačević et al. (2012) applied both rules and machine learning based methods to investigate topic categorisation of statements from suicide notes. Spasić et al. (2014) carried out survey work on cancer research models applied to text mining from NLP. Noble et al. (2021) used electronic health records (EHRs) to identify the outbreak of dog disease in the United

Kingdom. Some recent advances in HTA using clinical discharged summary letters are reported by Wu et al. (2022) from data-constrained fine-tuning comparing different pre-trained language models.

In journalism, Newspaper, and Social media mining field, Jacobi et al. (2016) applied LDA algorithms to the New York Times articles covering nuclear technology from 1945 to 2010s for topic trend and pattern analysis.

There are also research projects that made efforts on creating such dataset and shared tasks to facilitate the advancement of TM in social-media healthcare. For instance, the “Social Media Mining for Health (SMM4H)-2017 shared task” (Sarker et al., 2018) organisers prepared 15,717 annotated tweets for classifying adverse drug reactions, and 10,260 tweets for classifying medication consumption. Some earlier work on social media web crawling for terminological and lexical research, and topic modelling can be found at (Greenwood and Nenadic, 2008, 2009).

Recently, Piksina and Vernholmen (2020) carried out an experimental investigation on the Swedish stock market change due to Coronavirus using social media data and the LDA method via the “Konstanz information miner” Analytics Platform (Berthold et al., 2009). However, to the best of our knowledge, there isn’t published research work on a comprehensive investigation and analysis of Swedish COVID19 policy on socio-economical impact using LDA methods. In our investigations, we will report the topic modelling results on several different categories including public opinions on the origins of the virus, governmental health recommendation policy, scientific research sector, and economy.

3 Revisiting LDA Method

The concept of generative model LDA can be described as below (Blei et al., 2003; Blei, 2012):

$$\begin{aligned} & p(\beta_{1:K}, \theta_{1:D}, z_{1:D}, w_{1:D}) \\ & = \prod_{i=1}^K p(\beta_i) \prod_{d=1}^D p(\theta_d) \\ & (\prod_{n=1}^N p(z_{d,n} | \theta_d) p(w_{d,n} | \beta_{1:K}, z_{d,n})) \end{aligned}$$

where the four main parameters β , θ , z , and w represent respectively the “topic distribution”, “topic proportion of document”, “topic assignment of document”, and the “observed words of document”. For instance, 1) β_k from $\beta_{1:K}$ can be a vocabulary

distribution of words, i.e., their statistical probabilities; 2) θ_d from $\theta_{1:D}$ is the topic proportion of the d th document, e.g. $\theta_{d,k}$ can be the “topic proportion” of β_k reflected in the d th document; 3) z_d from $z_{1:D}$ is the “topic assignment” to the d th document, e.g. $z_{d,n}$ can be the “topic assignment” of the n th word in the d th document; and 4) w_d from $w_{1:D}$ is the set of observed words in the d th document, e.g. $w_{d,n}$ can be the n th word observed from the d th document.

The calculation is based on conditional probability theories, i.e. the “topic assignment” event $z_{d,n}$ is conditioned on the “topic proportion” θ_d , and the “word observation” $w_{d,n}$ is conditioned on all the topics $\beta_{1:K}$ and the topic assignment $z_{d,n}$.

The ideal computation is to sum all the joint distribution across all the possibilities among the potential topics. However, this computation is so huge that alternative solutions are often used to approximate it. There are two popular methods including sampling and variation (Blei, 2012). The difference is that sampling-based methods try to approximate it using collected samples and forming an empirical distribution (Gladkoff et al., 2022), while variation methods aim at structuring the task as an optimisation challenge (Blei et al., 2003).

4 Topic Modelling on Coronavirus

4.1 Corpus Prepration

Since the first wave of COVID-19 in Europe, the term “Coronavirus” has stayed in the main headlines of the media. How has the focus in Coronavirus related articles shifted with time regarding different stages of the lockdown and the exponentially rising infection numbers? The Swedish government’s decision on non-harsh lockdown but rather appearing to the common sense of people seeking herd immunity made it stand out from the nearby countries. But how has this decision been depicted and commented on in local media? To investigate these questions, we chose to create a corpus from articles published by Sveriges Television (SVT)³, Sweden’s national public television broadcaster funded by a public service tax. The SVT is not the biggest news site in Sweden and is less popular than commercial “Expressen” or “Aftonbladet”. However, we expect it to be more neutral and have fewer click-bite articles, since it is funded by the tax.

³<https://www.svt.se>

We created our corpus by scraping an SVT webpage in which Coronavirus related articles were collected⁴. As of 13th of March 2021 when this research project was done, there were 6,515 articles with the first one coming from the 17th of January 2020, which covered more than one year period.

To visualise the distribution of articles per time, we created a graph depicting the number of articles published each day from 2020/01/17 to 2021/03/31, which is 422 days overall in Figure 1. As shown in the figure, the number of published articles peaked, in the beginning, two months of the year, then steadily decreased towards the summer of 2020 and rose again in autumn when the second wave of the virus arrived. *This visualisation can be further improved in future work by investigating how many percentages of all published articles had Corona term constituted.*

4.2 Text Pre-Processing

For our experiments, we have chosen a period of exactly one year, dating from the publication of the first article 2020/01/17 to 2021/01/17. *To ensure a higher percentage of the articles including Coronavirus as the topic, we also filtered out local news (“lokalt”) and kept only nationwide (“inrikes”) and foreign (“utrikes”) categories. The corpus consisted of 2,251 articles after filtering.*

For experimental purposes, we divided the corpus into 12 time-frames counting from the 17th day of each month. The number of articles per time frame, following the tendency seen in the graph (Figure 1), was very uneven. The largest number of articles among these time-frames was from 17th March 2020 to 17th April 2020 including 569 articles, while the smallest number came from 17th August to 17th September with 23 articles only. While we initially planned to take the same number of articles for every month as an alternative solution, sorting in accordance with the real trend made it more objective.

As mentioned by Asmussen and Møller (2019), the LDA method requires several parameter setups including text pre-processing, selection of the number of topics to generate, and expert analysis of outputs, etc.

Text pre-processing was first carried out for topic modelling purposes using the Gensim toolkit by Řehůřek and Sojka (2010), such as removing “stop

⁴<https://www.svt.se/nyheter/utrikes/25393539>

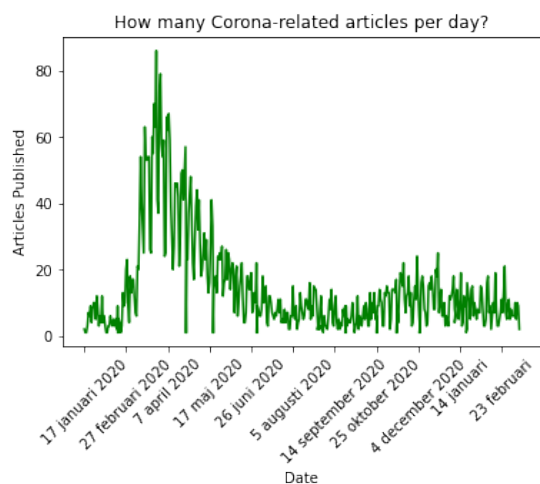


Figure 1: Number of Published Articles with Timeline

words” and very rare words which might appear only once. Gensim used a vectorised dictionary including bigrams as part of this processing.⁵

To perform tokenisation and summarise the words, we tried SnowBall Stemmer⁶ but the output was not ideal to our task. Words kept their suffixes, e.g. “virus-et” (meaning “the virus”), or were difficult to guess. The spaCy library⁷ also has references to a Swedish lemmatiser, but none of the implementations seemed to be available for usage. Finally, we lemmatised the corpus using Stanza lemmatiser (Qi et al., 2020) developed by Stanford NLP group.⁸

4.3 More Parameters: number of topics

Using LDA algorithms, the execution time of Gensim is relatively short for the smaller number of iterations. We have run it several times with different parameter values on the “number of topics”, trying to inspect what could be the optimal case, which is not a straightforward task.

While topic coherence tests can be helpful to compute the optimal topic number, we have chosen a more “human-in-the-loop” method to ensure better quality output. We check the result representation ourselves manually by using different parameters, to see how overlapping the output topics can be. We tried various options between 10 to 50 topics, and it seemed that 15 to 25 topics are not too overlapping and meanwhile keep a good

⁵<https://radimrehurek.com/gensim/intro.html>

⁶<https://snowballstem.org/>

⁷<https://spacy.io/>

⁸<https://stanfordnlp.github.io/stanza/>

balance between being too general and too specific. The visualisation of topic distribution for 10 and 30 topics is displayed in Figure 2.

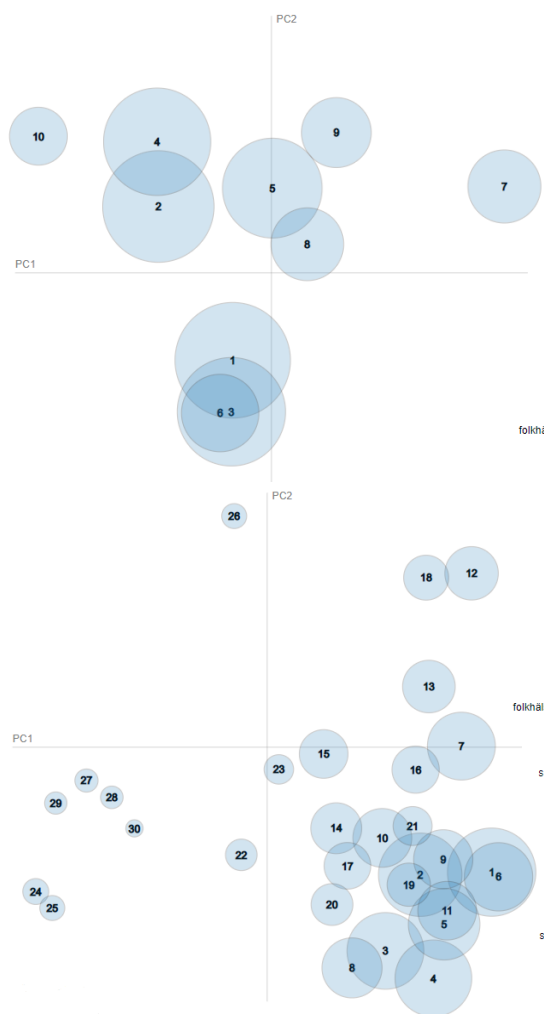


Figure 2: Distribution Representation of 10 (up) vs 30 (down) Topics

To carry out dynamic topic modelling (DTM), i.e. the change of topics over time, Gensim packages have two different implementations available, it’s own “ldaseqmodel” and a python wrapper for “dtmmodel”.⁹ We have tried both of them and the biggest difference we observed seemed to be the running time. The “ldaseq” model runs for almost 8 hours while the “dtm” model only needs 12 minutes. This time difference is not fully comparable though, since the first model we ran was using un-lemmatised corpus which might result in more tokens to process. We tried the “ldaseq” model with 15 topics and the “dtm” model with 15, 20,

⁹available at <https://radimrehurek.com/gensim/models/ldaseqmodel.html> and <https://radimrehurek.com/gensim/models/wrappers/dtmmodel.html>

and 25 topics. The output of topics seemed quite similar between these models. For visualisation, we used the pyLDA package plus the “dtmvisual” toolkit by Brousseau et al. (2019).¹⁰

4.4 Outputs of LDA using Gensim

Using LDA algorithms integrated with Gensim generally gave us well-grouped topics that have been summarised on what the country was breathing in during the examined time period. Among these topics, there are word groups related to the most vulnerable part of society, e.g. the “old people”, “infections and deaths” in old people’s homes. Other topics include “children and school” and “home-teaching”, etc. The most prevalent topics include “Health Ministry”, “state epidemiologist A. Tegnell”, and “death per day”. There are also some economy-related topics, as well as talking about the “origin of the virus”, or the situation in other countries.

4.5 Classified Outputs using DTM

We list some example outputs using dynamic topic modelling (DTM) below with 20 trained topics from the following categories: 1) the origin of the virus and WHO strategies, 2) public health recommendations, 3) antibody scientific research, and 4) economy.

In Figure 3, the graph shows how Coronavirus related topics shifted from talking about China (“kina”) and “Wuhan” to the World Health Organisation (WHO). This reflected people’s attention from discussing the virus’s origin to how WHO was addressing the issue with what strategies.

Figure 4 demonstrates the topics on public recommendations, where indicated a drastic change in the frequency of face masks (“munskydd”) which reflected the change in people’s attitude towards this suggestion. There is a decrease in the mention of the Public Health Agency (“folkhälsomyndighet”) but an increase in spread and infection (“smittspridning”), which is coherent with people’s concerns more about the social impact of the virus. We also observed a decrease in “recommendation” (*rekommendation*) while an increase in “advice” (*råd*).

Figure 5 shows a different perspective from “researcher” (*forskare*), “antibody” (*antikropp*), and “drugs” (*läkemedel*) related discussion. The blue curve on “antibodies” showed a sharp increase in

the beginning months of the studying period, then stayed as an influential topic. This reflected either the trust or debates in society regarding biomedical scientific research.

From a socio-economic perspective, Figure 6 shows how the concerns on the economy increased over time, including the keywords “stock exchange” (*börs*) and “sales” (*försäljning*), both of which curves grew steadily.

5 Discussion and Future Work

In this work, to understand more about the societal impact of the Swedish government on their policies towards Coronavirus, we carried out an experimental investigation using topic modelling (TM) methodology on Swedish newspaper articles covering around one year period. We first introduced the pandemic background of our work and related scientific research on this topic. Then we explained the corpus we collected and the mathematical models of latent Dirichlet allocation (LDA) we applied for this study including the toolkits we used. We finally presented the topic modelling outputs using LDA and dynamic topic modelling (DTM) by classifying them into several categories from the topics on the origin of the virus and WHO strategies, to public health recommendations, scientific biomedical research, to economic discussion. The outcomes proved the successful applications of LDA method in our research task.

In the future work, there are many aspects that can be carried out to directly improve this study. Firstly, it is worthy to collect articles published from different newspaper agents and forums. For instance, some newspaper agents might have more to say about the opinions on pop starts on the lockdown, e.g. the “Aftonbladet.se”, while others might have more radical criticism on the governmental strategies. Secondly, data collected from different countries can also enrich the experimental outputs, especially from nearby Scandinavian countries. For instance, Denmark and Norway both chose a stricter lockdown during the pandemic, shutting down the borders with Sweden and criticising the tactic of the latter. Very often, Scandinavian countries talk about each other in their news articles, sharing some related words in the topics under concern, which gives a chance to build comparable corpus. Thirdly, in the technical components, some further steps can be done to optimise the model, e.g. extending the stop word list and

¹⁰<https://github.com/GSukr/dtmvisual>

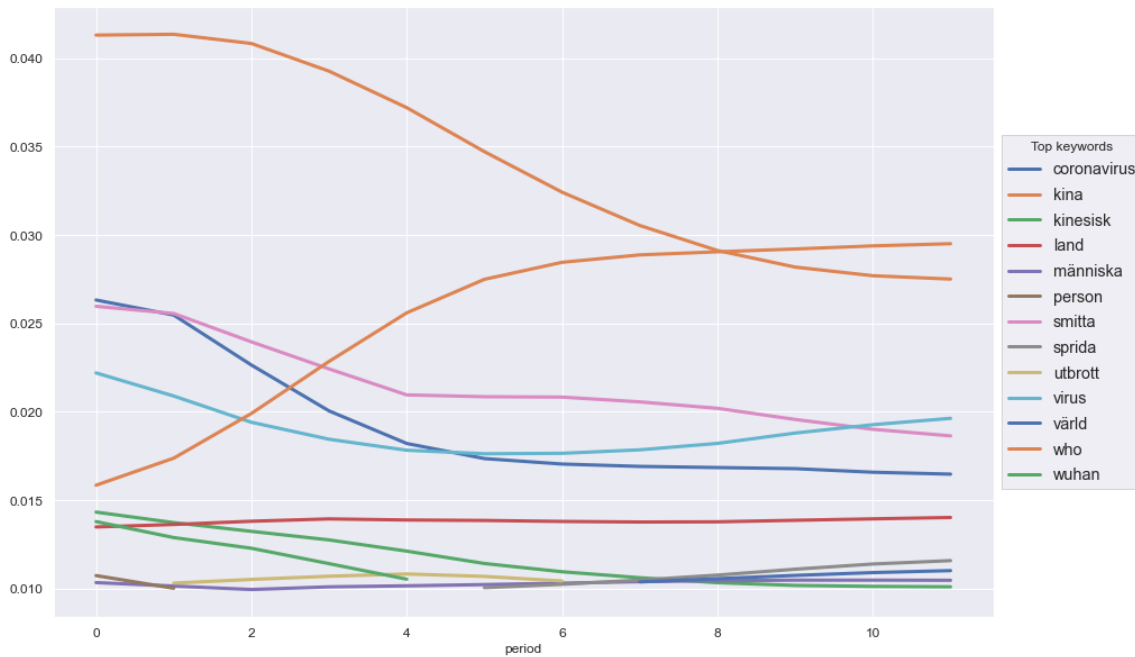


Figure 3: Topics on China (kina) and WHO with Timeline

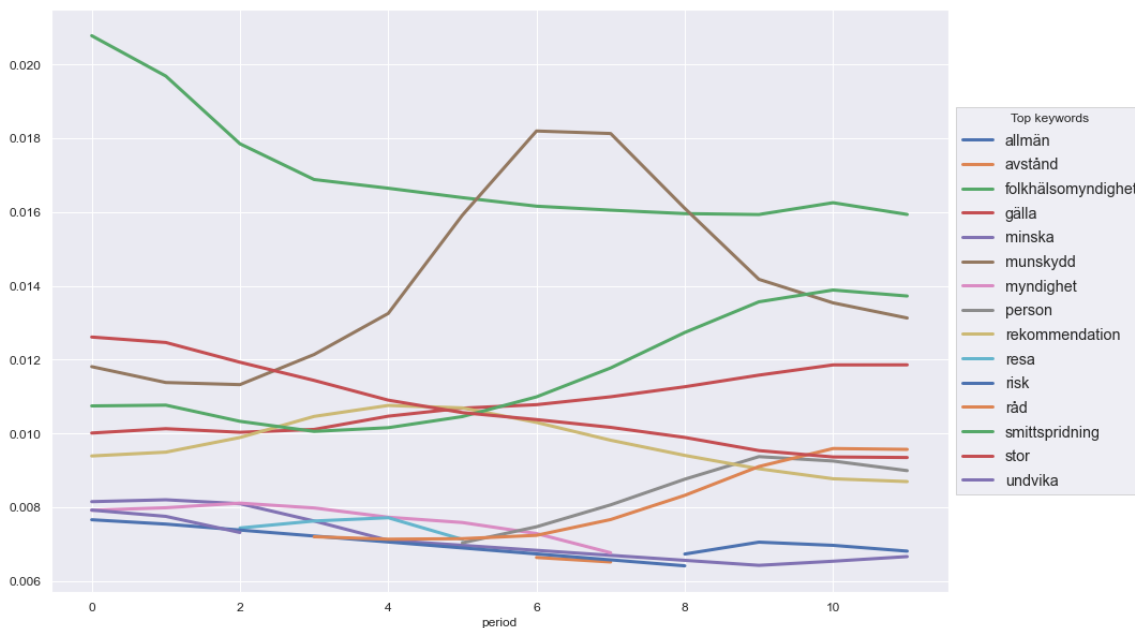


Figure 4: Topics Related to Public Recommendations with Timeline

removing the least and most common words, optimising the number of topics via the criterion of topic coherence, and investigating the performance of different models available on LDA, e.g. Mallet toolkit ¹¹ and “infinite DTM”.

Extending from this case study, there are also many research directions to be explored. Firstly, on ambiguous words analysis and cross-lingual TM

¹¹<https://rare-technologies.com/tutorial-on-mallet-in-python/>

(Boyd-Graber, 2010) can be carried out to enhance model performance by borrowing corresponding techniques from NLP fields.

Secondly, “multi-word token (MWT)” expansion features in Stanza tool (Qi et al., 2020) can be further investigated by using multi-word expression (MWE) related advanced studies (Han et al., 2020, 2021).

Thirdly, departure from statistical probabilistic models, we plan to explore the word embed-

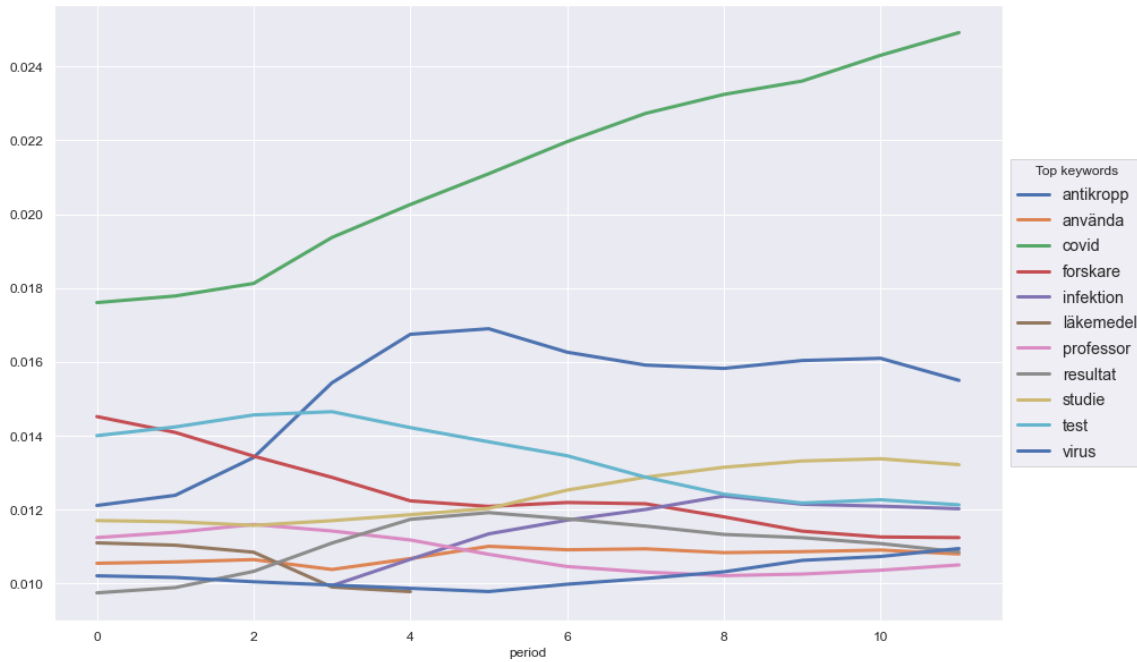


Figure 5: Topics Related to Antibody Research with Timeline

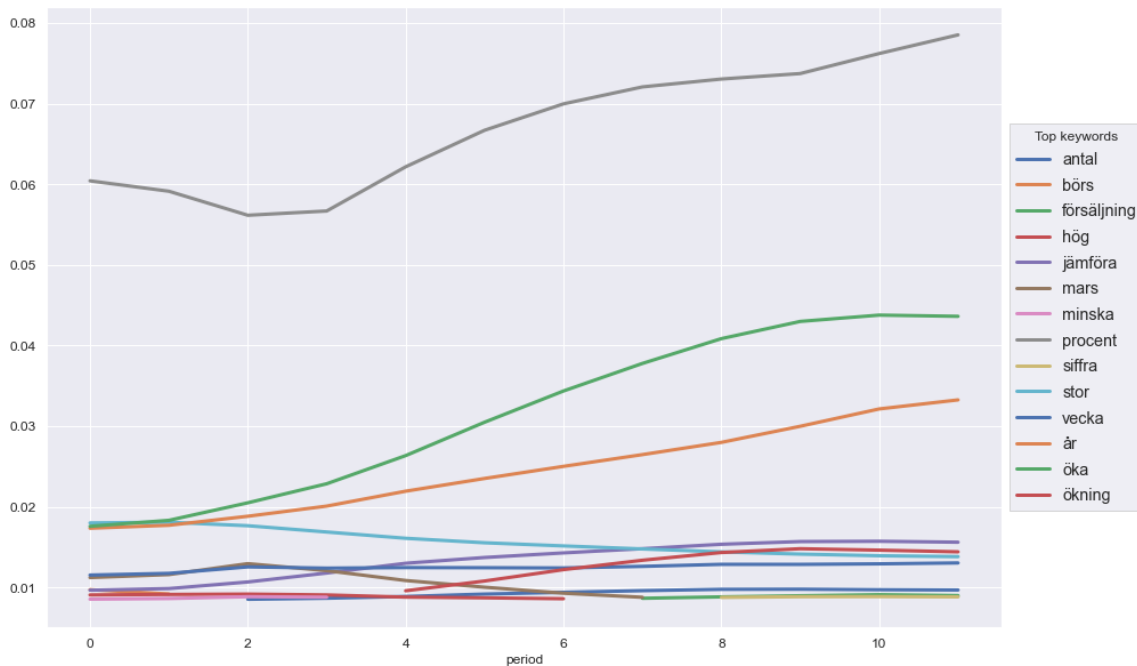


Figure 6: Topics Related to Economy with Timeline

ding space and neural models. For instance, the “Word2Vec” and “FastText” options in Gensim packages can be a bridge from word vectors to neural structures such as BERT-topic.

Fourthly, it will be interesting to carry out experimental investigation on “exchangeable topic modeling” in a multi-nominal situation (Blei and Lafferty, 2006), and see how different topics interact with each other.

Finally, from the evaluation perspective, qualitative evaluation of the LDA and topic modelling research was always demanded in the field (Nikolenko et al., 2017; Blei, 2012), e.g. there are spaces for expert-based human-in-the-loop evaluations (Han, 2022; Han and Gladkoff, 2022) to be carried out on the coherence levels within extracted topics. How to better evaluate model confidence levels (Gladkoff et al., 2022), and the interpretation

of the algorithms are other research directions.

Acknowledgements

The authors LH and GN thank the project support from HIPS (R126035 task A05) and from JigSaw (R124782 task A07) at The University of Manchester; BG thanks Prof. Dr. Alexander Koller for advising the experimental work.

References

- Dimo Angelov. 2020. Top2vec: Distributed representations of topics. *arXiv preprint arXiv:2008.09470*.
- Claus Boye Asmussen and Charles Møller. 2019. Smart literature review: a practical topic modelling approach to exploratory literature review. *Journal of Big Data*, 6(1):1–18.
- Michael R. Berthold, Nicolas Cebron, Fabian Dill, Thomas R. Gabriel, Tobias Kötter, Thorsten Meinl, Peter Ohl, Kilian Thiel, and Bernd Wiswedel. 2009. *Knime - the konstanz information miner: Version 2.0 and beyond*. *SIGKDD Explor. Newsl.*, 11(1):26–31.
- David M. Blei. 2012. [Probabilistic topic models](#). *Commun. ACM*, 55(4):77–84.
- David M Blei and John D Lafferty. 2006. Dynamic topic models. In *Proceedings of the 23rd international conference on Machine learning*, pages 113–120.
- David M Blei, Andrew Y Ng, and Michael I Jordan. 2003. Latent dirichlet allocation. *Journal of machine Learning research*, 3(Jan):993–1022.
- Jordan Boyd-Graber. 2010. *Linguistic extensions of topic models*. Princeton University.
- Eric Brousseau, Bruno Chaves, and Svitlana Galeshchuk. 2019. Dynamic analysis of archives contents: the case of the isnie/sioe intellectual history. In *SIOE 2019 conference*.
- Nele Brusselaers, David Steadson, Kelly Bjorklund, Sofia Breland, Jens Stilhoff Sørensen, Andrew Ewing, Sigurd Bergmann, and Gunnar Steineck. 2022. Evaluation of science advice during the covid-19 pandemic in sweden. *Humanities and Social Sciences Communications*, 9(1):1–17.
- Katja Creutz, Sofie Berglund, Telli Betül Kalacan, Giacomo Alberto, Kristin M Haugevik, Ninna Nyberg Sørensen, Mari Wøien Meijer, and Axa Lares. 2021. Nordic cooperation amid pandemic travel restrictions. *FIIA report*.
- Jacob Devlin, Ming-Wei Chang, Kenton Lee, and Kristina Toutanova. 2019. [BERT: Pre-training of deep bidirectional transformers for language understanding](#). In *Proceedings of the 2019 Conference of the North American Chapter of the Association for Computational Linguistics: Human Language Technologies, Volume 1 (Long and Short Papers)*, pages 4171–4186, Minneapolis, Minnesota. Association for Computational Linguistics.
- Lars Fredriksson, Andreas Cederlund, My Murray, Leif Jansson, and Pia Skott. 2022. Prevalence of ongoing or previous sars-cov-2 infection among dental personnel—the swedish experience. *Acta Odontologica Scandinavica*, pages 1–5.
- Martin Gerlach, Tiago P Peixoto, and Eduardo G Altman. 2018. A network approach to topic models. *Science advances*, 4(7):eaq1360.
- Serge Gladkoff, Irina Sorokina, Lifeng Han, and Alexandra Alekseeva. 2022. [Measuring uncertainty in translation quality evaluation \(TQE\)](#). In *Proceedings of the Thirteenth Language Resources and Evaluation Conference*, pages 1454–1461, Marseille, France. European Language Resources Association.
- Mark Greenwood and Goran Nenadic. 2008. Lexical profiling of existing web directories to support fine-grained topic-focused web crawling.
- Mark A Greenwood and Goran Nenadic. 2009. *Prioritising Hyperlinks for Topic-Focused Web Crawling using Lexical and Terminological Profiling*. University of Manchester.
- Maarten Grootendorst. 2022. Bertopic: Neural topic modeling with a class-based tf-idf procedure. *arXiv preprint arXiv:2203.05794*.
- Lifeng Han. 2022. An overview on machine translation evaluation. *arXiv preprint arXiv:2202.11027*.
- Lifeng Han and Serge Gladkoff. 2022. [Meta-evaluation of translation evaluation methods: a systematic up-to-date overview](#). In *Tutorial at LREC2022*, Marseille, France.
- Lifeng Han, Gareth Jones, and Alan Smeaton. 2020. [AlphaMWE: Construction of multilingual parallel corpora with MWE annotations](#). In *Proceedings of the Joint Workshop on Multiword Expressions and Electronic Lexicons*, pages 44–57, online. Association for Computational Linguistics.
- Lifeng Han, Gareth Jones, Alan Smeaton, and Paolo Bolzoni. 2021. [Chinese character decomposition for neural MT with multi-word expressions](#). In *Proceedings of the 23rd Nordic Conference on Computational Linguistics (NoDaLiDa)*, pages 336–344, Reykjavik, Iceland (Online). Linköping University Electronic Press, Sweden.
- Christel Hedman, Carl Johan Fürst, Birgit H Rasmussen, Agnes van der Heide, and Maria EC Schelin. 2022. Dying during the covid-19 pandemic in sweden: Relatives’ experiences of end-of-life care (the co-live study). *International Journal of Environmental Research and Public Health*, 19(23):16146.

- Carina Jacobi, Wouter Van Atteveldt, and Kasper Welbers. 2016. Quantitative analysis of large amounts of journalistic texts using topic modelling. *Digital journalism*, 4(1):89–106.
- IGNM Jaya, Henk Folmer, and Johan Lundberg. 2022. A joint bayesian spatiotemporal risk prediction model of covid-19 incidence, ic admission, and death with application to sweden. *The Annals of Regional Science*, pages 1–34.
- Aleksandar Kovačević, Azad Dehghan, John A Keane, and Goran Nenadic. 2012. Topic categorisation of statements in suicide notes with integrated rules and machine learning. *Biomedical informatics insights*, 5:BII–S8978.
- Anne Kubai. 2022. Sweden’s approach to covid-19 in the context of a poised national self-image. *Revista Crítica de Ciências Sociais*, (128):61–88.
- Sergey I Nikolenko, Sergei Koltcov, and Olessia Koltsova. 2017. Topic modelling for qualitative studies. *Journal of Information Science*, 43(1):88–102.
- Peter-John Mäntylä Noble, Charlotte Appleton, Alan David Radford, and Goran Nenadic. 2021. Using topic modelling for unsupervised annotation of electronic health records to identify an outbreak of disease in uk dogs. *Plos one*, 16(12):e0260402.
- Arash Heydarian Pashakhanlou. 2022. Sweden’s coronavirus strategy: The public health agency and the sites of controversy. *World Medical & Health Policy*, 14(3):507–527.
- Olga Piksina and Patricia Vernholmen. 2020. Coronavirus-related sentiment and stock prices: Measuring sentiment effects on swedish stock indices.
- Peng Qi, Yuhao Zhang, Yuhui Zhang, Jason Bolton, and Christopher D. Manning. 2020. *Stanza: A python natural language processing toolkit for many human languages*. In *Proceedings of the 58th Annual Meeting of the Association for Computational Linguistics: System Demonstrations*, pages 101–108, Online. Association for Computational Linguistics.
- Radim Řehůřek and Petr Sojka. 2010. Software Framework for Topic Modelling with Large Corpora. In *Proceedings of the LREC 2010 Workshop on New Challenges for NLP Frameworks*, pages 45–50, Valletta, Malta. ELRA. <http://is.muni.cz/publication/884893/en>.
- M ROSEN-ZVI. 2004. The author-topic model for authors and documents. In *Proceedings of the 20th conference on Uncertainty in artificial intelligence, 2004*, pages 487–494. AUAI Press.
- Katariina Saarentausta, Lovisa Ivarsson, Susanne Jacobsson, Björn Herrmann, Martin Sundqvist, and Magnus Unemo. 2022. Potential impact of the covid-19 pandemic on the national and regional incidence, epidemiology and diagnostic testing of chlamydia and gonorrhoea in sweden, 2020. *Apmis*, 130(1):34–42.
- Abeed Sarker, Maksim Belousov, Jasper Friedrichs, Kai Hakala, Svetlana Kiritchenko, Farrokh Mehryary, Sifei Han, Tung Tran, Anthony Rios, Ramakanth Kavuluru, et al. 2018. Data and systems for medication-related text classification and concept normalization from twitter: insights from the social media mining for health (smm4h)-2017 shared task. *Journal of the American Medical Informatics Association*, 25(10):1274–1283.
- Irena Spasić, Jacqueline Livsey, John A. Keane, and Goran Nenadić. 2014. Text mining of cancer-related information: Review of current status and future directions. *International Journal of Medical Informatics*, 83(9):605–623.
- Zhou Tong and Haiyi Zhang. 2016. A text mining research based on lda topic modelling. In *International conference on computer science, engineering and information technology*, pages 201–210.
- Ashish Vaswani, Noam Shazeer, Niki Parmar, Jakob Uszkoreit, Llion Jones, Aidan N. Gomez, Lukasz Kaiser, and Illia Polosukhin. 2017. Attention is all you need. In *Conference on Neural Information Processing System*, pages 6000–6010.
- Chong Wang, Bo Thiesson, Chris Meek, and David Blei. 2009. Markov topic models. In *Artificial intelligence and statistics*, pages 583–590. PMLR.
- Yuping Wu, Lifeng Han, Valerio Antonini, and Goran Nenadic. 2022. On cross-domain pre-trained language models for clinical text mining: How do they perform on data-constrained fine-tuning? In *arXiv:2210.12770 [cs.CL]*.