

Notice: This manuscript has been authored by UT-Battelle, LLC, under Contract No. DE-AC0500OR22725 with the U.S. Department of Energy. The United States Government retains and the publisher, by accepting the article for publication, acknowledges that the United States Government retains a non-exclusive, paid-up, irrevocable, world-wide license to publish or reproduce the published form of this manuscript, or allow others to do so, for the United States Government purposes. The Department of Energy will provide public access to these results of federally sponsored research in accordance with the DOE Public Access Plan (<http://energy.gov/downloads/doe-public-access-plan>).

Discovery of structure-property relations for molecules via hypothesis-driven active learning over the chemical space

Ayana Ghosh,¹ Sergei V. Kalinin² and Maxim A. Ziatdinov^{1,3}

¹ Computational Sciences and Engineering Division, Oak Ridge National Laboratory, Oak Ridge, TN 37831 USA

² Department of Materials Science and Engineering, University of Knoxville, Knoxville, TN 37996 USA

³ Center for Nanophase Materials Sciences, Oak Ridge National Laboratory, Oak Ridge, TN 37831 USA

Discovery of the molecular candidates for applications in drug targets, biomolecular systems, catalysts, photovoltaics, organic electronics, and batteries, necessitates development of machine learning algorithms capable of rapid exploration of the chemical spaces targeting the desired functionalities. Here we introduce a novel approach for the active learning over the chemical spaces based on hypothesis learning. We construct the hypotheses on the possible relationships between structures and functionalities of interest based on a small subset of data and introduce them as (probabilistic) mean functions for the Gaussian process. This approach combines the elements from the symbolic regression methods such as SISSO and active learning into a single framework. Here, we demonstrate it for the QM9 dataset, but it can be applied more broadly to datasets from both domains of molecular and solid-state materials sciences.

email: ghosha@ornl.gov

Introduction

Chemical discovery¹⁻⁴ is rooted in quantitative structure-activity/property relationships (QSAR/QSPR).⁵⁻¹² These efforts primarily rely on finding appropriate representation of molecules followed by establishing relationships between structure and activity they exhibit. These models are harnessed to explore chemical space to select molecules of interest¹³⁻¹⁵ for drug targets,¹⁶⁻²⁰ antibiotics,²¹ catalysts,²²⁻²³ photovoltaics,²⁴⁻²⁷ organic electronics,²⁸ redox-flow batteries.²⁹ In addition, chemical discovery also includes understanding of chemical processes such as reaction energy pathways,³⁰⁻³² optimization of reaction conditions,³³ (for e.g., catalytic activity³⁴), crystallization,³⁵⁻³⁶ docking,³⁷ and synthesis.³⁸⁻³⁹

The QSAR/QSPR techniques have proven to be useful in all (not limited to) such scenarios. The popularity⁴⁰⁻⁴² remains in their simplicity to incorporate structural information combined with physicochemical properties, reliability to capture the property landscape, capability to identify existing chemical patterns, and identify activity cliffs within the data while being computationally affordable to perform. The descriptors or features can be multi-dimensional descriptors capturing electronic or topological characteristics. Alternatively, these can be fingerprints that are the effective representations of molecules via graph-based or string representations (SMILES,⁴³ SELFIES⁴⁴). QSAR/QSPR models began its journey almost 60 years ago with the seminal work lead by Hansch et al.⁴⁵ in which a few simple descriptors were used to capture a 2D structure-activity relationship. Since then, this field has seen a steep rise in utilization of variety of traditional ML algorithms (Naïve Bayes, Support Vector Machine, Random Forest, to name a few) for property/process prediction followed by validation by experimental synthesis. Its success is also credited to generation of easily accessible public repositories (e.g., PubChem,⁴⁶⁻⁴⁸ ZINC,⁴⁹ ChEMBL,⁵⁰⁻⁵¹ QM9,⁵² ANI-1x,⁵³ and QM7-X⁵⁴) containing structural and physicochemical properties (computed with quantum mechanical calculations or observed with experiments) on thousands to millions of molecules. Altogether these have paved the path forward in chemical design, discovery with day-to-day applications.

If QSAR/QSPR studies have created a revolution in *in silico* design efforts, applications of deep neural network (NN) algorithms⁵⁵⁻⁵⁶ have further accelerated this progress. They have enabled efficient usage of the big data for not only finding molecules of interest but also quantify⁵⁷⁻⁶⁰ molecular interactions, chemical bonding, inverse design of molecules for targets and gain novel insights into mechanisms. However, the performance of any of these models is highly dependent on the quality, quantity, modelability of the datasets. Furthermore, a discovery process necessitates extrapolation of learned correlative relationships onto the previously unseen regions of chemical space.

Correspondingly, the task of generation⁶¹ of new molecules by going beyond the standard (manual) design rules or solutions has gained much attention. Several studies⁶² have been reported where different NN-based algorithms are explored to accomplish this challenge. Autoencoders are one of the common models that are being used to encode molecules⁶³ via complex latent representations to optimize for specific properties and map them back to molecular structures through decoding. Another set of examples include applications of recurrent NN⁶⁴ algorithms where molecule generation is treated as a sequencing task and the algorithm is permitted to

generate samples at each stage, as informed by the model. There are also studies on using self-attention driven transformer models⁶⁵⁻⁶⁶ for targeted structure generation. In addition, reinforcement learning strategies⁶⁷⁻⁶⁸ have been implemented in this context where molecules with multiple target objectives can be found. The modern molecular generative models have transformed standard string representations of molecules towards embedded spaces⁶⁹ with information on the entire molecular scaffold.

However, the learning approach behind most of the generative models traverse through latent embeddings. The latter are generally not smooth, precluding direct gradient-based optimization methods. Once trained over full libraries of molecules, the fraction of the space occupied with molecules with useful functionalities is typically small, making their discovery complex. The chemical space is non-differentiable, precluding the gradient-based descent or simple Gaussian processes (GPs)⁷⁰⁻⁷¹ based methodologies. ML methods including variational autoencoders aim to construct a suitable low-dimensional and ideally differentiable latent embeddings for the chemical space, allowing for the Bayesian optimization (BO)⁷²⁻⁷⁴ type processes. However, these methodologies to date have been based on either construction of the embedding space for the full library of candidate molecules or finding similar kernel of representation for these molecules for target explorations.

Historically, Gaussian process (GPs) has been used within the active learning and BO, making these processes purely data-driven and non-parametric in nature. It interpolates functional behavior over relatively low-dimensional parameters space. In a classical GP, a kernel function (such as radial basis function kernel) is utilized to define the degree of correlation across the parameters space. The kernel parameters are inferred based on the available data, obtained during exploration-exploitation steps. It does not incorporate any prior information of physical or chemical behavior of the system in the process. It learns the physics of the system from the data itself via kernel function with possibilities of leading to suboptimal results. Consequently, the number of optimization steps necessary to reconstruct functional behavior, even scanning over low parameters space becomes large. More advanced physics-informed kernel functions⁷⁵⁻⁷⁷ may help in such cases which is an area of active research. However, proper application of this technique in the domain of chemical or physical sciences demands going above the usage of conventional GP in BO framework to model functionalities of interest.⁷⁸⁻⁸¹ A series of molecular kernels⁸² such as fingerprint kernels (e.g., scalar product kernel, Tanimoto kernel), string kernels (e.g., kernels based on SMILES, SELFIEs) and graph kernels (typically uses molecular fragments) can be used in GP framework. Once the best-performing kernel is chosen, BO is performed for applications in real world scenarios such as optimization of chemical reactions.

In a recent work, Ziatdinov et al.⁸³⁻⁸⁵ introduced a physics-augmented algorithm for active learning and Bayesian optimization. It combines the flexibility of GP models with physical priors allowing for the hypothesis-driven discovery in ML. To date, it has been applied⁸⁶ to the experiments in scanning probe microscopy, providing new insights into the concentration-induced phase transition and identifying domain growth laws in ferroelectric materials.

Here, we extend the concept of hypothesis learning to molecular discovery. We combine it with the compressed-sensing methodologies for identifying relevant structural descriptors and

evaluate multiple automatically generated hypotheses with a reward-driven acquisition (similar to the reinforcement learning) to select next evaluation points. Specifically, the hypotheses are selected using the compressed sensing performed on combinations of nonlinear functionalized features to find a list of the most relevant combinations. This step is followed by balancing dimensions (i.e., respecting physics constraints) with respect to the target property to formulate them into feasible equations. Here, we only consider a handful of easily computable features related to property of interest, to keep the hypotheses in a simple form that is easy to calculate. Finally, we evaluate the hypotheses over a wide parameters space to predict functionalities of interest within the active learning loop. We have utilized the QM9 dataset on isolated molecules as a use case to establish this tail of our work.

A schematic of the generalized framework detailing the active cruise between design and discovery using hypothesis learning is shown in Figure 1. The results along with estimated uncertainties show a generalized cost-effective way to approximate structure-property relations, applicable to a wide variety of material systems.

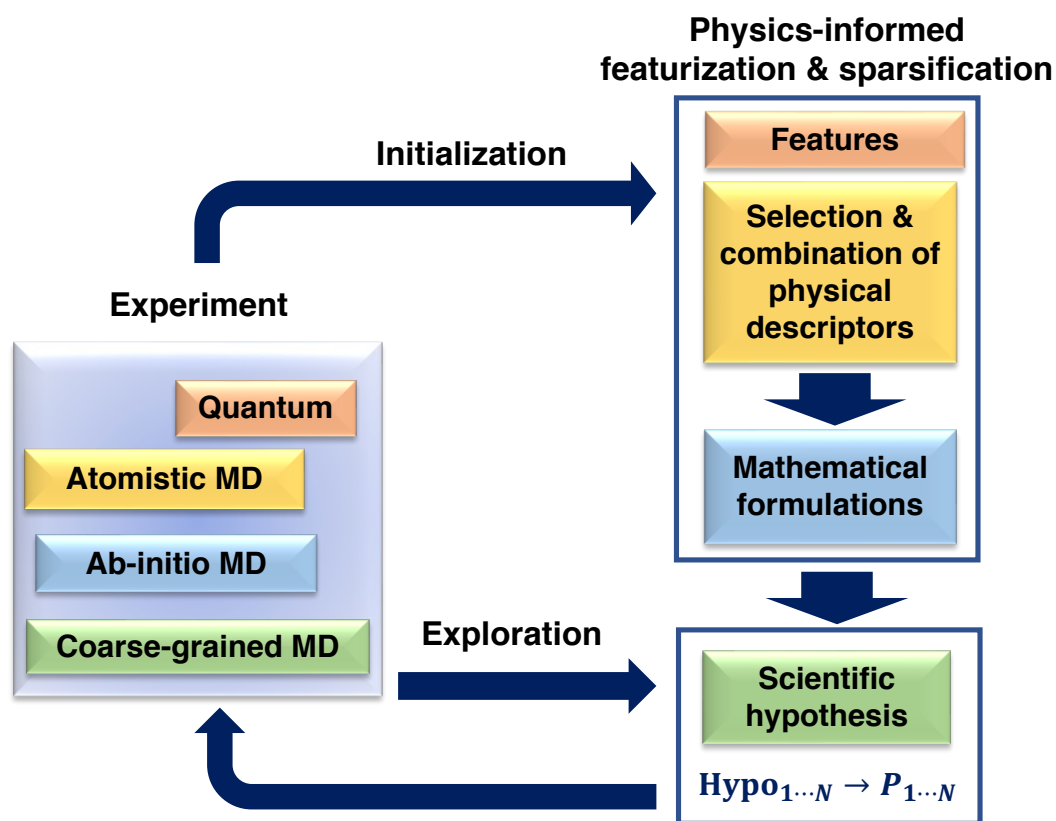


Figure 1: Schematic of workflow, from design to discovery. Figure (left panel) shows commonly used simulation techniques to generate reliable data for various materials systems. The right panel establishes the active learning loop - combining features to come up with mathematical formulations as statistically derived scientific hypotheses, to be evaluated for discovery structure-property relations.

Results and Discussion

General Considerations:

The physics-informed featurization scheme that we designed is built upon the compressed sensing methodologies utilized by Ghiringhelli et al.⁸⁷ for features selection, implemented here as the seed step for the discovery cycle of an active learning process. Similar to the original SISSO implementation, our physics-informed featurization and sparsification scheme allows for the selection of the most relevant descriptors which is obtained by using the least absolute shrinkage and selection operator (LASSO). The LASSO algorithm employed as a part of feature selection scheme uses the sparsity of the l_1 norm to effectively reduce a descriptor set to the most relevant descriptors (d_i) contained in full set (D). It selects the non-zero terms of the l_1 regularized linear least squares approximation of the target property (P). The target property is approximated as $P(d) = dc$, where c is the coefficient (or weight) associated with Ω dimensional descriptor d . The solution to this equation can be determined by minimizing the $argmin (||P - Dc||_2^2) + \lambda ||c||_1$. The coefficient c is non-zero for all featurized descriptor which is then ranked to determine the corresponding importance.

The generation of nonlinear combinations of descriptors (d_i) by applying several mathematical operators such as, $1/x$, \sqrt{x} , x^2 , x^3 , $\log(x)$, $1/\log(x)$, and $exp(x)$, on each feature allows to form a nonlinear mapping between D and P . In addition, the complexity by combining these functionalized descriptors via summation allows to generate a more effective map between D and P . We have considered functionalized descriptors utilizing 2 or 3 terms for the purpose of this study. Here, we note that inclusion of more terms may lead to more accurate correlation to endpoint. However, it also introduces additional uncertainty carried by each of the terms combined with mathematical operators. The physics-informed featurization and sparsification method allows us to combine multiple features in a linear combination to establish direct correlation to the endpoint target. Within this method, we search over a large combinatorial space, combine features followed by balancing units/dimensionality (with coefficients) to convert them into feasible equations. These are the mathematical formulations that are then turned into probabilistic models (hypotheses) by introducing suitable priors on parameters, applicable to all use cases.

The second element of the proposed approach is the hypothesis-driven active learning built upon SISSO-derived functional forms. In the hypothesis learning, we utilize a *structured* GP (*sGP*) as opposed to standard zero mean GP as our surrogate model(s) to insert physics-informed priors in the GP/BO framework. To illustrate this approach, we note that in the conventional GP/BO process, GP is defined as

$$\begin{aligned} y &= f(x) + \varepsilon, \\ f &\sim MVNormal(m, K) \end{aligned} \tag{1}$$

where *MVNormal* is a multivariate normal distribution, m is a prior mean function typically set to 0, K is a prior covariance functions (kernel), and ε is a normally distributed observational noise.

The training process of GP model involves inferring kernel parameters given the available set of observations (x, y) using Bayesian inference techniques. Once the training is completed, the

probabilistic predictions of the function over the unmeasured parameter space can be obtained by sampling from a distribution:

$$f_* \sim MVNormal(\mu_\theta^{post}, \Sigma_\theta^{post}) \quad (2)$$

$$\begin{aligned} \mu_\theta^{post} &= m(X_*) + K(X_*, X|\theta)K(X, X|\theta)^{-1}(y - m(X)), \\ \Sigma_\theta^{post} &= K(X_*, X_*|\theta) - K(X_*, X|\theta)(X, X|\theta)^{-1}K(X, X_*|\theta) \end{aligned} \quad (3)$$

Here new inputs are denoted by X_* . We can obtain a posterior predictive distribution for each set of kernel parameters. The next point to evaluate is then determined by

$$x_{next} = \arg \max_x \frac{1}{M} \sum_{i=1}^M \alpha(\mu_{\theta^i}^{post}, \Sigma_{\theta^i}^{post}) \quad (4)$$

Here α is a pre-defined acquisition function and M is the number of posterior samples with kernel parameters.

Within the sGP , the prior mean function in Equation 1 is substituted by a physics-informed probabilistic model whose parameters are inferred jointly with the kernel parameters. The posterior mean function in Equation 3 then becomes

$$\mu_{\theta^i \phi^i}^{post} = m(X_*|\phi^i) + K(X_*, X|\theta^i)K(X, X|\theta^i)^{-1}(y - m(X|\phi^i)) \quad (5)$$

Hence, the active learning scheme with sGP incorporates the uncertainty associated with the model parameters. The parametric nature of the model captures the physics-based knowledge to determine the next point of exploration.

The hypothesis-driven learning utilizes an ensemble of the sGP models that are effectively competing to reconstruct physical behavior over a large parameters space. The prior mean functions are derived from SISO method. We utilize Matern kernel for all the sGP models and use the predictive uncertainty as the acquisition function, $\alpha = \text{diag}(\Sigma_\theta^{post})$. A basic reinforcement learning policy (epsilon-greedy) is used to sample a hypothesis at each exploration step. The sampled hypothesis gets wrapped into sGP whose parameters are inferred using Hamiltonian Monte Carlo. The posterior distributions over the sGP parameters are used to obtain a probabilistic prediction over the unmeasured parts of the parameter space. The total predictive uncertainty is then compared with that from a previous step, and the sampled model gets rewarded (penalized) if the uncertainty decreased (increased).

Formation enthalpy of molecules:

Predicting molecular energetics to understand formability and stability of isolated molecules have become one of the top applications of modern day's ML models. These molecules play key role in both materials design and drug discovery. Quantum mechanical (QM) calculations within various approximations serve as the basis for studying underlying chemistry, finding active sites to understanding chemical reactions. Among various freely accessible online datasets owning such information, QM9 is popular among researchers due to data homogeneity, purity, and lack of noise. As a result, it has turned out to be a classical benchmark for testing various ML models. QM9 dataset contains information on geometric, energetic, electronic, and thermodynamic properties of ~130,000 organic compounds with elements C, H, O, N and F, as computed with molecular DFT with B3LYP/6-31G (2df, p) level of theory. Common ML algorithms such as linear regression, kernel ridge regression (KRR), random forest regression and deep neural networks⁸⁸ have been used to predict atomization energy,⁸⁹ HOMO-LUMO energy,⁹⁰ formation energy.⁹¹



Figure 2: Flow diagram for QM9 dataset. Figure shows the key stages of the framework as implemented for the QM9 dataset. The key steps include generation of a partial dataset with a combination of a few features from the original QM9 dataset, followed by formulation of scientific hypotheses by physics-informed featurization method which get evaluated in the reward-driven hypothesis-driven learning scheme.

Proper benchmarking investigations,⁹²⁻⁹⁹ comparing computational accuracy, time, convergence of algorithms, starting from traditional ML to state-of-the-art neural networks (NNs) are also available in literature. Most of these studies are dependent on either high dimensional feature space or molecular representations to reach target property. In general, an 80/20 split between the training and test is assumed to perform the benchmarking tasks while drawing conclusions on existing structure-property relations.

Despite the extensive effort, it has not been clearly understood how to establish structure-property relationships on unknown chemical space (even within QM9). In other words, for learning about new molecules and their corresponding properties - which is where capability of ML tools can really be tested - we also need to learn physical or phenomenological laws relating variables with the target of interest on-the-fly in the data-efficient manner.

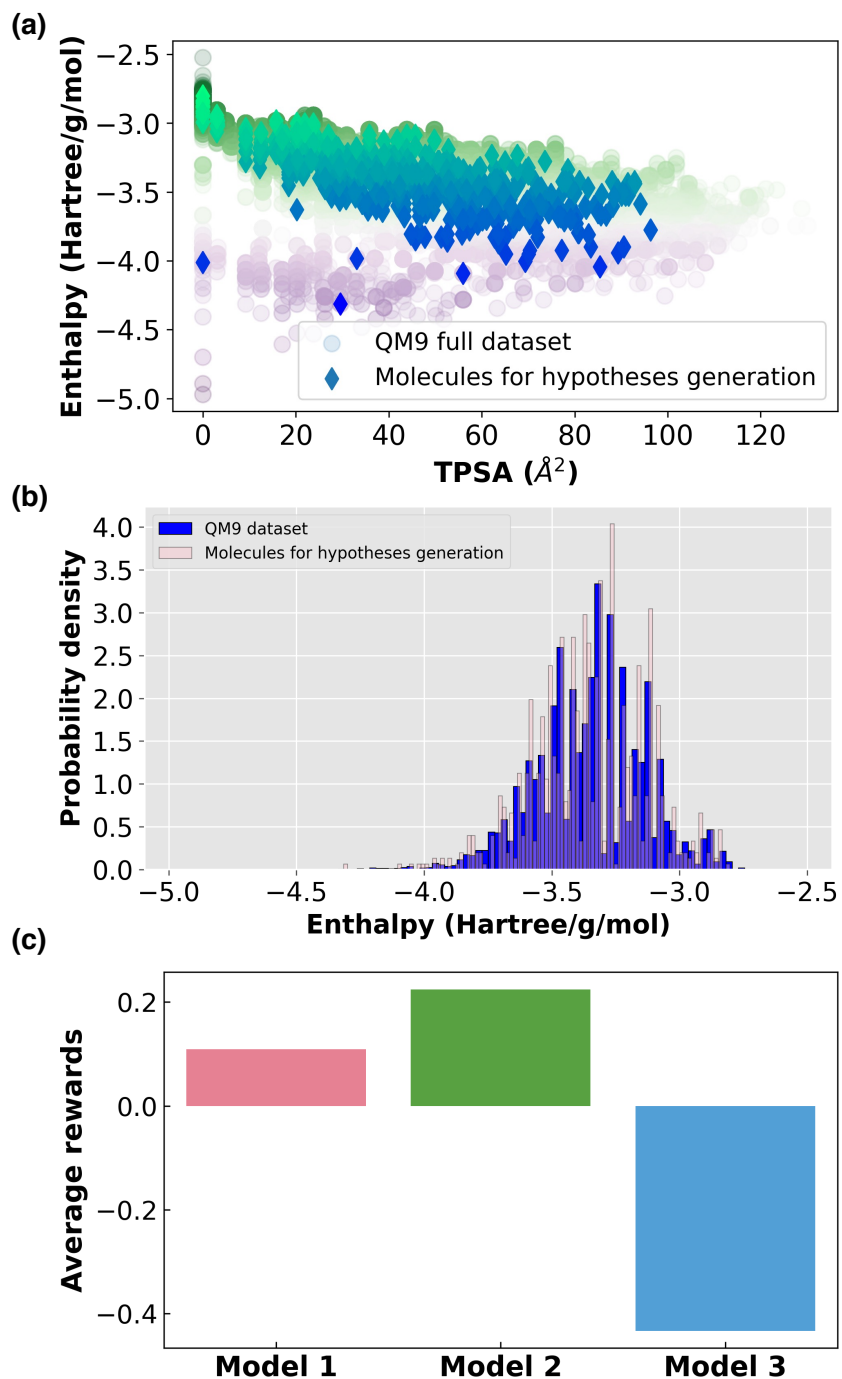


Figure 3: Distribution and prediction of formation enthalpy (Hartree/g/mol). (a) Comparative plot and (b) histograms of probability density of formation enthalpy for the entire QM9 dataset superimposed with that of 1000 molecules, used in hypotheses generation. (b) Average rewards for each model predicting formation enthalpy in active learning scheme.

In this example, we lay out how we can employ hypothesis-driven learning to reconstruct behavior of formation enthalpy (FE, Hartree/g/mol) at 298.15 K with respect to topological or

polar surface area (TPSA, Å²) for QM9 dataset. A schematic of the framework as implemented for this example is shown in Figure 2. We select the first 1,000 molecules from the QM9 dataset and create a feature-target dataset with a handful of features such as molecular weight (MW), polar surface area (TPSA), molar log P (molelogP), spatial extent (SP) and internal energy (IE). Features such as MW, TPSA, molelogP are computed (easy and computationally cheap to obtain) using the python implementation of Rdkit package. The chemical properties such as SP and IE are directly available from QM9 dataset, which are otherwise are calculated using computationally expensive DFT methods.

The general chemistry (as described by the features computed with structural information) of the first 1000 molecules in QM9 largely differ from what is encompassed by the entire dataset. Therefore, the challenge is to find if simple mathematical expressions generated with a small percentage of QM9 are capable to be extended for the remaining data set to yield meaningful predictions of FE. A plot showing distribution of FE of the entire dataset containing 133885 molecules as compared to 0.74% of the dataset as used for generating hypotheses are shown in Figure 3 (a). The normalized histogram plots of FE in Figure 3 (b) show how the first set of 1000 molecules represent the full dataset. We perform the physics-informed featurization to draw three different competing hypotheses as mentioned below.

$$FE = IE * \left(1 + \left(\frac{TPSA}{SP} \right)^2 \right) \tag{6}$$

$$FE = IE * \left(1 + \left(\frac{TPSA}{SP} \right)^2 + molelogP^2 \right) \tag{7}$$

$$FE = IE * \left(1 + \frac{molelogP}{1 + TPSA} \right) \tag{8}$$

We have considered priors for all parameters as listed below in Table 1. Next, we implement the hypothesis-driven learning scheme by treating the Equations 6-8 as individual probabilistic models wrapped into *s*GP.

Table 1: Table lists priors considered for all parameters listed in the equations for predicting excitation energy.

Parameter	Prior
IE (Hartree/g/mol)	Uniform [-4, 2]
SP (Å ²)	Uniform [2, 0.05]

Molecules utilized at the stage of hypotheses generation are discarded from training and testing. We use 300 samples picked randomly from the dataset as seeds or starting points. Five different set of samples are initialized in this manner. The average reward over all initializations for each

model after 200 explorations is shown in Figure 3 (c). Model 2 appears to have accumulated the highest reward to reconstruct FE for the entire chemical space of QM9.

However, if we look at individual runs as plotted in Figure 4, it is evident that Model 1 and Model 2 compete during exploration. The median uncertainty (a, c, e) and reward (b, d, f) for each

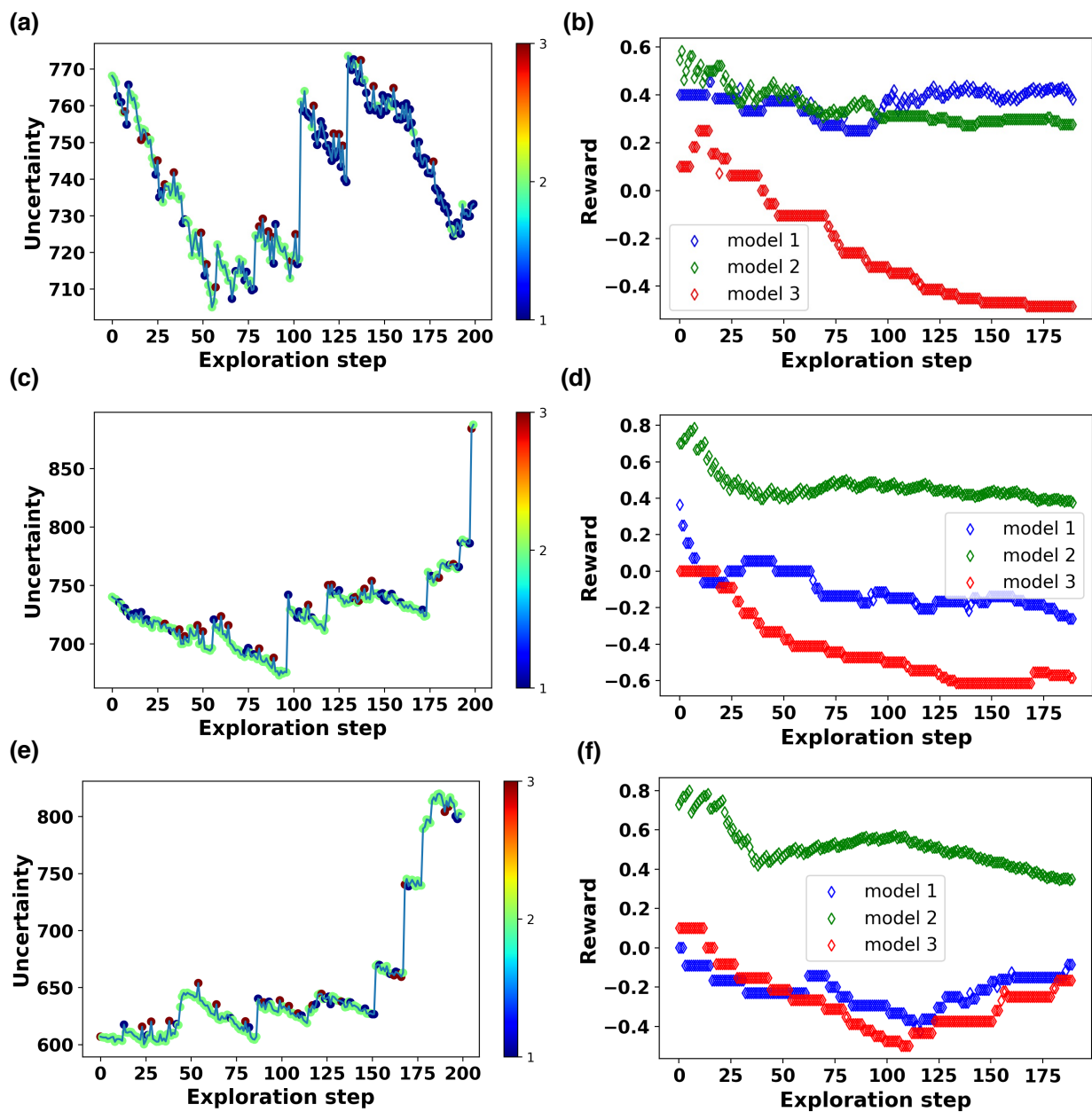


Figure 4: Hypothesis-driven active learning with structured Gaussian processes (sGPs) for entire QM9 dataset. The median uncertainty (a, c, e) and reward (b, d, f) for each model with respect to explorations step for three different random initializations are shown here.

model with respect to exploration steps for three different random initializations are plotted in Figure 4. The additional jumps in the uncertainty during a segment of exploration steps can be attributed to structural complexity, evolution of the power laws during the learning process. In addition, the approximations given by Model 1 and Model 2 have similar functional forms, due to which, both lead to reasonable predictions. Model 3 always collects the least amount of reward indicating failure of this specific approximation to capture the distribution of FE over the full dataset. The approximations given by the models may slightly vary depending on the initial set of molecules on which the hypotheses are generated. These variations can still be captured by going to higher order approximations during formulation of model expressions which is expected to include combination of the already utilized terms in our present models.

This example establishes the capability of this technique to reconstruct behavior of a molecular property and how it varies over a wide variety of chemical space. It only utilizes a handful of easily computable features along with simplistic (more interpretable) mathematical formulations, leading to meaningful predictions.

In summary, we have presented an example for molecules in QM9 dataset to showcase the capability of physics-informed featurization combined with hypothesis-driven active learning for reconstruction of materials property. It helps to understand and approximate the functional behavior of systems belonging to different materials class for which data from simulations or experiments may not be available. The framework proposed in this work allows for a couple of prominent advances in the physical science and ML community. First is its potential to serve as a template to come up with easily interpretable models to represent functionalities, obtained from previous observations. It also attempts to meet both design and discovery requirements, truly needed for facilitating progresses in physical sciences.

Acknowledgements

This research is sponsored by the INTERSECT Initiative as part of the Laboratory Directed Research and Development Program of Oak Ridge National Laboratory, managed by UT-Battelle, LLC, for the U.S. Department of Energy under contract DE-AC05-00OR22725. Part of this research was conducted at the Center for Nanophase Materials Sciences, which is a DOE Office of Science User Facility.

Author contributions

A.G. proposed, designed the workflow, and wrote the draft of the manuscript. S.V.K. discussed the concept and participated in writing. M.Z. developed the structured GP approach and oversaw the preparation of the manuscript.

Data Availability

All datasets as utilized in this work can be accessed via the github repository. https://github.com/aghosh92/SISSO_sGP

Code Availability

The workflow can be accessed via the github repository. https://github.com/aghosh92/SISSO_sGP

Conflict of interest

The authors declare no competing interests.

References:

1. Tkatchenko, A., Machine learning for chemical discovery. *Nature Communications* **2020**, *11*.
2. von Lilienfeld, O. A., Müller, K.-R. & Tkatchenko, Exploring chemical compound space with quantum-based machine learning. *Nat. Rev. Chem.* **2020**, *4*.
3. Bartók, A. P. e. a., Machine learning unifies the modeling of materials and molecules. *Sci. Adv.* **2017**, *3*.
4. Cutarolo, S., The high-throughput highway to computational materials design. *Nat. Mater.* **2013**, *12*.
5. Paula Carracedo-Reboredo, J. L.-B., Nereida Rodríguez-Fernández, Francisco Cedrón, Francisco J. Novoa, Adrian Carballal, Victor Maojo, Alejandro Pazos, Carlos Fernandez-Lozano, A review on machine learning approaches and trends in drug discovery. *Computational and Structural Biotechnology Journal* **2021**, *19*, 4538-4558.
6. J. Phillip Kennedy, L. W., Thomas M. Bridges, R. Nathan Daniels, David Weaver, and Craig W. Lindsley, Application of Combinatorial Chemistry Science on Modern Drug Discovery. *Journal of Combinatorial Chemistry* **2008**, *10*, 345-354.
7. Jun Xu, A. H., Cheminformatics and drug discovery. *Molecules* **2002**, *7*, 566-600.
8. Muratov, E. N., Jürgen Bajorath, Robert P. Sheridan, Igor V. Tetko, Dmitry Filimonov, Vladimir Poroikov, Tudor I. Oprea et al, QSAR without borders. *Chemical Society Reviews* **2020**, *49*, 3525-3564.
9. Tropsha, A., Best practices for QSAR model development, validation, and exploration. *Molecular Informatics* **2010**, *29*, 476-488.
10. A.Lill, M., Multi-dimensional QSAR in drug discovery. *Drug Discovery Today* **2007**, *12* (23-24), 1013-1017.
11. Tropsha, A. G., Alexander, Predictive QSAR Modeling Workflow, Model Applicability Domains, and Virtual Screening. *Current pharmaceutical design* **2007**, *13*, 3494-3504.
12. Sheridan, R. P. F., B. P.; Maiorov, V. N.; Kearsley, S. K., Similarity to Molecules in the Training Set Is a Good Discriminator for Prediction Accuracy in QSAR. *J. Chem. Inf. Comput. Sci.* **2004**, *44*, 1912-1928.
13. Butler, K. T., Davies, D. W., Cartwright, H., Isayev, O. & Walsh, A, Machine learning for molecular and materials science. *Nature* **2018**, *559*.
14. Noé, F., Tkatchenko, A., Müller, K.-R. & Clementi, C., Machine learning for molecular simulation. *Ann. Rev. Phys. Chem.* **2020**, *71*.
15. Takahashi, S., Masamichi Takahashi, Shota Tanaka, Shunsaku Takayanagi, Hirokazu Takami, Erika Yamazawa, Shohei Nambu et al., A new era of neuro-oncology research pioneered by multi-omics analysis and machine learning. *Biomolecules* **2021**, *11* (4).
16. José Jiménez-Luna, F. G. a. G. S., Drug discovery with explainable artificial intelligence. *Nature Machine Intelligence* **2020**, *2*, 573-584.
17. al., B. N. e., Large scale comparison of QSAR and conformal prediction methods and their applications in drug discovery. *J. Cheminf.* **2019**, *11*.
18. Vamathevan, J., Dominic Clark, Paul Czodrowski, Ian Dunham, Edgardo Ferran, George Lee, Bin Li et al., Applications of machine learning in drug discovery and development. *Nature Reviews drug discovery* **2019**, *18* (6), 463-477.
19. Ekins, S., Ana C. Puhl, Kimberley M. Zorn, Thomas R. Lane, Daniel P. Russo, Jennifer J. Klein, Anthony J. Hickey, and Alex M. Clark, Exploiting machine learning for end-to-end drug discovery and development. *Nature Materials* **2019**, *18* (5), 435-441.
20. Lo, Y. C., Rensi, S.E., Torng, W. and Altman, R.B., Machine learning in chemoinformatics and drug discovery. *Drug Discovery Today* **2018**, *23* (8), 1538-1546.

21. Stokes, J. M. e. a., A deep learning approach to antibiotic discovery. *Cell* **2020**, *180*.
22. Toyao, T., Zen Maeno, Satoru Takakusagi, Takashi Kamachi, Ichigaku Takigawa, and Ken-ichi Shimizu, Machine learning for catalysis informatics: recent applications and prospects. *ACS Catalysis* **2019**, *10* (3), 2260-2297.
23. Wenhong Yang, T. T. F., and Wen-Hua Sun, Machine Learning in Catalysis, From Proposal to Practicing. *ACS Omega* **2020**, *5* (1), 83-88.
24. Sun, W., Yujie Zheng, Ke Yang, Qi Zhang, Akeel A. Shah, Zhou Wu, Yuyang Sun et al, Machine learning–assisted molecular design and efficiency prediction for high-performance organic photovoltaic materials. *Science Advances* **2019**, *5* (11), eaay4275.
25. B. Cao, L. A. A., A. O. Oliynyk, E. J. Luber, B. C. Olsen, A. Mar, J. M. Buriak, How to optimize materials and devices via design of experiments and machine learning: Demonstration using organic photovoltaics. *ACS nano* **2018**, *12*, 7434-7444.
26. J. Hachmann, R. O.-A., S. Atahan-Evrenk, C. Amador-Bedolla, R. S. Sánchez-Carrera, A. Gold-Parker, L. Vogt, A. M. Brockway, A. Aspuru-Guzik,, The Harvard clean energy project: Large-scale computational screening and design of organic photovoltaics on the world community grid. *J. Phys. Chem. Lett.* **2011**, *2*, 2241-2251.
27. K. Sun, Z. X., S. Lu, W. Zajaczkowski, W. Pisula, E. Hanssen, J. M. White, R. M. Williamson, J. Subbiah, J. Ouyang, A. B. Holmes, W. W. H. Wong, D. J. Jones, A molecular nematic liquid crystalline material for high-performance organic photovoltaics. *Nat. Commun.* **2015**, *6*.
28. Gómez-Bombarelli, R. e. a., Design of efficient molecular organic light- emitting diodes by a high-throughput virtual screening and experimental approach. *Nature Materials* **2016**, *15*.
29. Er, S., Suh, C., Marshak, M. P. & Aspuru-Guzik, A., Computational design of molecules for an all-quinone redox flow battery. *Chem. Sci.* **2015**, *6*, 885.
30. Segler, M. H. S., Preuss, M. & Waller, M. P., Planning chemical syntheses with deep neural networks and symbolic AI. *Nature* **2018**, *555*.
31. Fedorov, D. V., Sadhukhan, M., Stöhr, M. & Tkatchenko A., Quantum- mechanical relation between atomic dipole polarizability and the van der Waals radius. . *Physical Review Letters* **2018**, *121*.
32. Wilkins, D. M. e. a., Accurate molecular polarizabilities with coupled cluster theory and machine learning. *Proc. Natl Acad. Sci.* **2019**, *116*.
33. Zhenpeng Zhou, X. L., and Richard N. Zare, Optimizing Chemical Reactions with Deep Reinforcement Learning. *ACS Cent. Sci.* **2017**, *3* (12), 1337-1344.
34. Jiayan Xu, X.-M. C. a. P. H., Perspective on computational reaction prediction using machine learning methods in heterogeneous catalysis. *Phys. Chem. Chem. Phys.* *23*, 11155-11179.
35. Christos Xiouras*, F. C., Gustavo Lunardon Quilló, Mihail E. Kavousanakis, Dionisios G. Vlachos, and Georgios D. Stefanidis, Applications of Artificial Intelligence and Machine Learning Algorithms to Crystallization. *Chem. Rev.* **2022**, *122* (15).
36. Ayana Ghosh, L. L., Kapildev K Arora, Bruno C Hancock, Joseph F Krzyzaniak, Paul Meenan, Serge Nakhmanson, Geoffrey PF Wood, Assessment of machine learning approaches for predicting the crystallization propensity of active pharmaceutical ingredients. *CrystEngComm* **2019**, *8*, 1215-1223.
37. Shen, C., Junjie Ding, Zhe Wang, Dongsheng Cao, Xiaoqin Ding, and Tingjun Hou, Shen, Chao, et al. "From machine learning to deep learning: Advances in scoring functions for protein–ligand docking. *Computational Molecular Science* **2020**, *10* (1).
38. Coley, C. W., William H. Green, and Klavs F. Jensen., Machine learning in computer-aided synthesis planning. *Accounts of chemical research* **2018**, *51* (5), 1281-1289.
39. Gromski, P. S., Jarosław M. Granda, and Leroy Cronin, Universal chemical synthesis and discovery with ‘The Chemputer’. *Trends in Chemistry* **2020**, *2* (1), 4-12.

40. Sheridan, R. P., The Relative Importance of Domain Applicability Metrics for Estimating Prediction Errors in QSAR Varies with Training Set Diversity. *J. Chem. Inf. Model* **2015**, 1098-1107.
41. Hanser, T. B., C.; Marchaland, J. F.; Werner, S., Applicability Domain: Towards a More Formal Definition. *SAR QSAR Environ Res.* **2016**, *27*, 865-871.
42. Baumann, D. B., K., Reliable Estimation of Prediction Errors for QSAR Models under Model Uncertainty Using Double Cross-Validation. *J. Cheminf.* **2014**, *6*.
43. D, W., SMILES, a chemical language and information system. 1. Introduction to methodology and encoding rules. *J. Chem. Inf. Comput. Sci.* **1988**, *28*, 31-36.
44. Krenn M, H. F., Nigam A, Friederich P and Aspuru-Guzik, Self-referencing embedded strings (SELFIES): A 100% robust molecular string representation. *Machine Learning: Science and Technology* **2020**, *1*.
45. Hansch C, F. T., p-sigma-p analysis. a method for the correlation of biological activity and chemical structure. *J Am Chem Soc* **1964**, *86*, 1616.
46. Wang, Y. X., J.; Suzek, T. O.; Zhang, J.; Wang, J.; Bryant, S. H., PubChem: A Public Information System for Analyzing Bioactivities of Small Molecules. *Nucleic Acids Res.* **2009**, *37*, W623-W633.
47. Li, Q. C., T.; Wang, Y.; Bryant, S. H. , PubChem as a Public Resource for Drug Discovery. *Drug Discovery Today* **2010**, *15*, 1052-1057.
48. Kim, S. T., P. A.; Bolton, E. E.; Chen, J.; Fu, G.; Gindulyte, A.; Han, L.; He, J.; He, S.; Shoemaker, B. A.; Wang, J.; Yu, B.; Zhang, J.; Bryant, S. H., PubChem Substance and Compound Databases. *Nucleic Acids Res.* **2016**, *44*, D1202-D1213.
49. John J. Irwin*, T. S., Michael M. Mysinger, Erin S. Bolstad, and Ryan G. Coleman, ZINC: A Free tool to discover chemistry to biology. *J. Chem. Inf. Model* **2012**, *52* (7), 1757-1768.
50. Bento, A. P. G., A.; Hersey, A.; Bellis, L. J.; Chambers, J.; Davies, M.; Krüger, F. A.; Light, Y.; Mak, L.; McGlinchey, S.; Nowotka, M.; Papadatos, G.; Santos, R.; Overington, J. P., The ChEMBL Bioactivity Database: An Update. *Nucleic Acids Res.* **2014**, *42*, D1083-1090.
51. Gaulton, A. B., L. J.; Bento, A. P.; Chambers, J.; Davies, M.; Hersey, A.; Light, Y.; McGlinchey, S.; Michalovich, D.; Al-Lazikani, B.; Overington, J. P. , ChEMBL: A Large-Scale Bioactivity Database for Drug Discovery. *Nucleic Acids Res.* **2012**, *40*, D1100-D1107.
52. Ramakrishnan, R., Dral, P., Rupp, M. & vonLilienfeld, O. A., Quantum chemistry structures and properties of 134 kilo molecules. *Sci. Data* **2014**, *1*, 140022.
53. al., J. S. e., The ANI-1ccx and ANI-1x data sets, coupled-cluster and density functional theory properties for molecules. *Sci. Data* **2020**, *7*.
54. Hoja, J., Leonardo Medrano Sandonas, Brian G. Ernst, Alvaro Vazquez-Mayagoitia, Robert A. DiStasio Jr, and Alexandre Tkatchenko, QM7-X, a comprehensive dataset of quantum-mechanical properties spanning the chemical space of small organic molecules. *Sci. Data* **2021**, *8* (1), 1-11.
55. Mohit Pandey, M. F., Francesco Gentile , Olexandr Isayev, Alexander Tropsha, Abraham C. Stern and Artem Cherkasov, The transformational role of GPU computing and deep learning in drug discovery. *Nature Machine Intelligence* **2022**, *4*, 211-221.
56. Justin S. Smith, B. N., Nicholas Lubbers, et al., Less is more: Sampling chemical space with active learning. *J. chem. Phys.* **2018**, *148*.
57. Chmiela, S., Sauceda, H. E., Müller, K.-R. & Tkatchenko, A, Towards exact molecular dynamics simulations with machine-learned force fields. *Nat. Commun.* **2018**, *9*.
58. Schütt, K. T., Arbabzadah, F., Chmiela, S., Müller, K. R. & Tkatchenko, A., Quantum-chemical insights from deep tensor neural networks. *Nat. Commun.* **2017**, *8*.
59. Deringer, V. L. e. a., Realistic atomistic structure of amorphous silicon from machine-learning-driven molecular dynamics. *J. Phys. Chem. Lett.* **2018**, *9*.

60. Zubatyuk, R., Smith, J. S., Leszczynski, J. & Isayev, O., Accurate and transferable multitask prediction of chemical properties with an atoms-in-molecules neural network. *Sci. Adv.* **2019**, *5*.
61. Maria Korshunova, N. H., Stephen Capuzzi, Dmytro S. Radchenko; Yuriy S. Moroz, C. I. W., Timothy M. Willson, Alexander Tropsha and Olexandr Isayev, Generative and reinforcement learning approaches for the automated de novo design of bioactive compounds. *Communications Chemistry* **2022**, *5* (1), 1-11.
62. Barzilay, W. P. W. a. R., Applications of Deep Learning in Molecule Generation and Molecular Property Prediction. *Accounts of chemical research* **2021**, *54*, 263-270.
63. Gómez-Bombarelli, R. W., J.N.; Duvenaud, D.; Hernández- Lobato, J. M.; Sañchez-Lengeling, B.; Sheberla, D.; Aguilera- Iparraguirre, J.; Hirzel, T. D.; Adams, R. P.; Aspuru-Guzik, A., Automatic Chemical Design Using a Data-Driven Continuous Representation of Molecules. *ACS Cent. Sci.* **2018**, *4*, 268-276.
64. EJ Bjerrum, R. T., Molecular generation with recurrent neural networks (RNNs). *arXiv preprint* **2017**, *arXiv:1705.04612*.
65. Viraj Bagal, R. A., P. K. Vinod, and U. Deva Priyakumar*, MolGPT: Molecular Generation Using a Transformer-Decoder Model. *J. Chem. Inf. Model* **2022**, *62*, 2064-2076.
66. Grechishnikova, D., Transformer neural network for protein-specific de novo drug generation as a machine translation problem. *Sci. Rep.* **2021**, *11*.
67. Popova, M., Olexandr Isayev, and Alexander Tropsha, Deep reinforcement learning for de novo drug design. *Science Advances* **2018**, *4*.
68. Olivecrona, M., Thomas Blaschke, Ola Engkvist, and Hongming Chen, Molecular de-novo design through deep reinforcement learning. *Journal of Cheminformatics* **2017**, *9* (1), 1-14.
69. Jin, W. B., R.; Jaakkola, T. , Junction Tree Variational Autoencoder for Molecular Graph Generation. *Proc. Mach. Learn. Res.* **018**, *80*, 2323-2332.
70. Kanagawa, M. a. H., P. and Sejdinovic, D. and Sriperumbudur, B. K., Gaussian Processes and Kernel Methods: A Review on Connections and Equivalences. *arXiv preprint* **2018**, *arXiv:1805.08845v1*.
71. Ping Li, S. C., A review on Gaussian Process Latent Variable Models. *CAAI Transactions on Intelligence Technology* **2016**, *1* (4).
72. Shahriari B, S. K., Wang Z, Adams R P and Freitas N D, Taking the human out of the loop: A review of Bayesian optimization. *Proc. IEEE* **2016**, *104*, 148-75.
73. J, K. H., A versatile stochastic model of a function of unknown and time varying form. *Math. Anal. Appl.* **1962**, *5*, 150-67.
74. J, K. H., A new method of locating the maximum point of an arbitrary multipeak curve in the presence of noise. *J. Basic Eng.* **1964**, *86*, 97-106.
75. Wilson, A. G.; Nickisch, H., Kernel interpolation for scalable structured Gaussian processes (KISS-GP). In *Proceedings of the 32nd International Conference on International Conference on Machine Learning - Volume 37*, JMLR.org: Lille, France, 2015; pp 1775–1784.
76. Wilson, A. G.; Hu, Z.; Salakhutdinov, R.; Xing, E. P. In *Deep kernel learning*, Artificial intelligence and statistics, PMLR: 2016; pp 370-378.
77. Wilson, A.; Adams, R. In *Gaussian process kernels for pattern discovery and extrapolation*, International conference on machine learning, PMLR: 2013; pp 1067-1075.
78. Grégoire Ferré, T. H., and Kipton Barros, Learning molecular energies using localized graph kernels. *Journal of Chemical Physics* **2017**, *146*.
79. Ramakrishnan, R., and O. Anatole von Lilienfeld., Many molecular properties from one kernel in chemical space. *CHIMIA International Journal for Chemistry* **2015**, *69* (4), 182-186.

80. Johannes A. Mohr, B. J. J., and Klaus Obermayer†, Molecule Kernels: A Descriptor- and Alignment-Free Quantitative Structure–Activity Relationship Approach. *Journal of Chemical Information and Modeling* **2008**, *48* (9), 1868-1881.
81. Hiroshi Yamashita, T. H., and Ryo Yoshida, Atom Environment Kernels on Molecules. *Journal of Chemical Information and Modeling* **2014**, *54* (5), 1289-1300.
82. Griffiths, R.-R., Leo Klärner, Henry Moss, Aditya Ravuri, Sang T. Truong, Bojana Rankovic, Yuanqi Du et al, Griffiths, R. R., Klärner, L., Moss, H., Ravuri, A., Truong, S. T., Rankovic, B., ... & Tang, J. (2022). GAUCHE: A Library for Gaussian Processes in Chemistry. In *ICML 2022 2nd AI for Science Workshop*, 2022.
83. Maxim Ziatdinov, A. G., Sergei V Kalinin, Physics makes the difference: Bayesian optimization and active learning via augmented Gaussian process. *Machine Learning: Science and Technology* **2021**, *3* (1), 015022.
84. Maxim Ziatdinov, Y. L., Kyle Kelley, Rama Vasudevan, Sergei V Kalinin, Bayesian active learning for scanning probe microscopy: from gaussian processes to hypothesis learning. *ACS nano* **2022**, *16* (9), 13492-12512.
85. Maxim A Ziatdinov, Y. L., Anna N Morozovska, Eugene A Eliseev, Xiaohang Zhang, Ichiro Takeuchi, Sergei V Kalinin, Hypothesis learning in automated experiment: application to combinatorial materials libraries. *Advanced Materials* **2022**, 22013345.
86. Maxim A. Ziatdinov, Y. L., Anna N. Morozovska, Eugene A. Eliseev, Xiaohang Zhang, Ichiro Takeuchi, Sergei V. Kalinin, Hypothesis Learning in Automated Experiment: Application to Combinatorial Materials Libraries. *Advanced Materials* **2022**, 2201345.
87. Ouyang, R. C., S.; Ahmetcik, E.; Scheffler, M.; Ghiringhelli, L. M., SISSO: A compressed-sensing method for identifying the best low-dimensional descriptor in an immensity of offered candidates. *Phys. Rev. Mater.* **2018**, *2*.
88. Gabriel A. Pinheiro*, J. M., Marinalva D. Soares, Ronaldo C. Prati, Juarez L. F. Da Silva, and Marcos G. Quiles*, Machine Learning Prediction of Nine Molecular Properties Based on the SMILES Representation of the QM9 Quantum-Chemistry Dataset. *Journal of Physical Chemistry A* **2020**, *124*, 9854-9866.
89. Logan Ward, B. B., Ian Foster, Rajeev S. Assary, Badri Narayanan and Larry Curtiss, Machine learning prediction of accurate atomization energies of organic molecules from low-fidelity quantum chemical calculations. *MRS Communications* **2019**, *9*, 891-899.
90. Gagliardi*, O. R. a. A., Deep Learning Total Energies and Orbital Energies of Large Organic Molecules Using Hybridization of Molecular Fingerprints. *Journal of Chemical Information and Modeling* **2020**, *60*, 5971-5983.
91. Dominik Lemm, G. F. v. R. O. A. v. L., Machine learning based energy-free structure predictions of molecules, transition states, and solids. *Nature Communications* **2021**, *12*.
92. Zhenqin Wu, B. R., Evan N. Feinberg, Joseph Gomes, Caleb Geniesse, Aneesh S. Pappu, Karl Leswing and Vijay Pande, MoleculeNet: a benchmark for molecular machine learning. *Chem. Sci.* **2018**, *9*, 513-530.
93. Zhang, S., Yang Liu, and Lei Xie. , Molecular mechanics-driven graph neural network with multiplex graph for molecular structures. *arXiv preprint* **2020**, (arXiv:2011.07457).
94. Shui, Z., & Karypis, G., Heterogeneous molecular graph neural networks for predicting molecule properties. . In *2020 IEEE International Conference on Data Mining (ICDM) 2020*; pp 492-500.
95. Unke, O. T., and Markus Meuwly, PhysNet: A neural network for predicting energies, forces, dipole moments, and partial charges. *Journal of chemical theory and computation* *15* (6), 3678-3693.
96. Schütt, K., Pieter-Jan Kindermans, Huziel Enoc Saucedo Felix, Stefan Chmiela, Alexandre Tkatchenko, and Klaus-Robert Müller, Schnet: A continuous-filter convolutional neural network for modeling quantum interactions. *Advances in Neural Information Processing Systems* **2017**, *30*.

97. Faber, F. A., Luke Hutchison, Bing Huang, Justin Gilmer, Samuel S. Schoenholz, George E. Dahl, Oriol Vinyals, Steven Kearnes, Patrick F. Riley, and O. Anatole von Lilienfeld., Machine learning prediction errors better than DFT accuracy. *arXiv preprint* **2017**, (arXiv:1702.05532).
98. Choudhary, K., and Brian DeCost, Atomistic Line Graph Neural Network for improved materials property predictions. *npj Computational Materials* **2021**, 7 (1), 1-8.
99. Chen, C., Weike Ye, Yunxing Zuo, Chen Zheng, and Shyue Ping Ong, Chen, Chi, et al. "Graph networks as a universal machine learning framework for molecules and crystals. *Chemistry of Materials* **2019**, 31 (9), 3564-3572.