

# Perturbation results for distance-edge-monitoring numbers\*

Chenxu Yang <sup>†</sup>, Ralf Klasing <sup>‡</sup>, Changxiang He <sup>§</sup>, Yaping Mao <sup>¶</sup>

## Abstract

Foucaud *et al.* recently introduced and initiated the study of a new graph-theoretic concept in the area of network monitoring. Let  $G = (V, E)$  be a graph. A set of vertices  $M \subseteq V(G)$  is a *distance-edge-monitoring set* of  $G$  if any edges in  $G$  can be monitored by a vertex in  $M$ . The *distance-edge-monitoring number*  $\text{dem}(G)$  is the minimum cardinality of a distance-edge-monitoring set of  $G$ . In this paper, we first show that  $\text{dem}(G \setminus e) - \text{dem}(G) \leq 2$  for any graph  $G$  and edge  $e \in E(G)$ . Moreover, the bound is sharp. Next, we construct two graphs  $G$  and  $H$  to show that  $\text{dem}(G) - \text{dem}(G - u)$  and  $\text{dem}(H - v) - \text{dem}(H)$  can be arbitrarily large, where  $u \in V(G)$  and  $v \in V(H)$ . We also study the relationship between  $\text{dem}(H)$  and  $\text{dem}(G)$  for  $H \subset G$ . In the end, we give an algorithm to judge whether the distance-edge-monitoring set still remain in the resulting graph when any edge of a graph  $G$  is deleted.

**Keywords:** Distance; Perturbation results; Distance-edge-monitoring set.

**AMS subject classification 2020:** 05C12; 11J83; 35A30; 51K05.

## 1 Introduction

In 2022, Foucaud *et al.* [10] introduced a new graph-theoretic concept called *distance-edge-monitoring set*, which means network monitoring using distance probes. Networks are naturally modeled by finite undirected simple connected graphs, whose vertices represent computers and whose edges represent connections between them. When a connection (an edge) fails in the network, we can detect this failure, and thus achieve the purpose of monitoring the network.

---

\*Supported by the National Science Foundation of China (No. 12061059), the Qinghai Key Laboratory of Internet of Things Project (2017-ZJ-Y21)

<sup>†</sup>School of Computer, Qinghai Normal University, Xining, Qinghai 810008, China. [cxuyang@aliyun.com](mailto:cxuyang@aliyun.com)

<sup>‡</sup>Corresponding author: Université de Bordeaux, Bordeaux INP, CNRS, LaBRI, UMR 5800, Talence, France. [ralf.klasing@labri.fr](mailto:ralf.klasing@labri.fr)

<sup>§</sup>College of Science, University of Shanghai for Science and Technology, Shanghai 200093, China. [changxianghe@163.com](mailto:changxianghe@163.com)

<sup>¶</sup>Academy of Plateau Science and Sustainability, Xining, Qinghai 810008, China. [maoyaping@ymail.com](mailto:maoyaping@ymail.com)

Probes are made up of vertices we choose in the network. At any given moment, a probe of the network can measure its graph distance to any other vertex of the network. Whenever an edge of the network fails, one of the measured distances changes, so the probes are able to detect the failure of any edge. Probes that measure distances in graphs are present in real-life networks. They are e.g. useful in the fundamental task of routing [7, 11] and are also frequently used for problems concerning network verification [1, 3, 4].

In a network, we can put as few detectors as possible to monitor all the edges, a natural question is whether the detectors placed in the original graph are still sufficient and need to be supplemented or reduced when some nodes or edges in the original graph are subjected to external interference and damage, we refer to [8, 9, 13, 14, 16]. This kind of problem is usually called perturbation problem.

Graphs considered are finite, undirected and simple. Let  $G = (V, E)$  be a graph with vertex set  $V$  and edge set  $E$ , respectively. The *neighborhood set* of a vertex  $v \in V(G)$  is  $N_G(v) = \{u \in V(G) \mid uv \in E(G)\}$ . The *degree* of a vertex  $v$  in  $G$  is denoted by  $d(v) = |N_G(v)|$ . Let  $\delta(G)$  and  $\Delta(G)$  be the minimum and maximum degree of a graph  $G$ , respectively. For any subset  $X$  of  $V(G)$ , let  $G[X]$  denote the subgraph induced by  $X$ , and  $E[X]$  the edge set of  $G[X]$ ; similarly, for any subset  $F$  of  $E(G)$ , let  $G[F]$  denote the subgraph induced by  $F$ . We use  $G - X$  to denote the subgraph of  $G$  obtained by removing all the vertices of  $X$  together with the edges incident with them from  $G$ ; similarly, we use  $G \setminus F$  to denote the subgraph of  $G$  obtained by removing all the edges of  $F$  from  $G$ . If  $X = \{v\}$  and  $F = \{e\}$ , we simply write  $G - v$  and  $G \setminus e$  for  $G - \{v\}$  and  $G \setminus \{e\}$ , respectively.

In a graph  $G$ , the *base graph*  $G_b$  of a graph  $G$  is the graph obtained from  $G$  by iteratively removing vertices of degree 1. Clearly,  $\text{dem}(G) = \text{dem}(G_b)$ . A  $x$ - $y$  path with length  $d_G(x, y)$  in  $G$  is a  $x$ - $y$  *geodesic*.

## 1.1 Distance-edge-monitoring sets and numbers

Foucaud et al. [10] introduced a new graph-theoretic concept called *distance-edge-monitoring sets*, which is relevant to network monitoring.

**Definition 1.** For a set  $M$  of vertices and an edge  $e$  of a graph  $G$ , let  $P(M, e)$  be the set of pairs  $(x, y)$  with a vertex  $x$  of  $M$  and a vertex  $y$  of  $V(G)$  such that  $d_G(x, y) \neq d_{G \setminus e}(x, y)$ . In other words,  $e$  belongs to all shortest paths between  $x$  and  $y$  in  $G$ .

**Definition 2.** For a vertex  $x$ , let  $EM(x)$  be the set of edges  $e$  such that there exists a vertex  $v$  in  $G$  with  $(x, v) \in P(\{x\}, e)$ , that is  $EM(x) = \{e \mid e \in E(G) \text{ and } \exists v \in V(G) \text{ such that } d_G(x, v) \neq d_{G \setminus e}(x, v)\}$  or  $EM(x) = \{e \mid e \in E(G) \text{ and } P(\{x\}, e) \neq \emptyset\}$ . If  $e \in EM(x)$ , we say that  $e$  is *monitored by  $x$* .

Finding a particular vertex set  $M$  and placing a detector on that set to monitor all edge sets in  $G$ , has practical applications in sensor and network systems.

**Definition 3.** A set  $M$  of vertices of a graph  $G$  is distance-edge-monitoring set if every edge  $e$  of  $G$  is monitored by some vertex of  $M$ , that is, the set  $P(M, e)$  is nonempty. Equivalently,  $\bigcup_{x \in M} EM(x) = E(G)$ .

One may wonder to know the existence of such an edge detection set  $M$ . The answer is affirmative. If we take  $M = V(G)$ , then

$$E(G) \subset \bigcup_{x \in V(G)} N(x) \subset \bigcup_{x \in V(G)} EM(x).$$

Therefore, we consider the smallest cardinal of  $M$  and give the following parameter.

**Definition 4.** The distance-edge-monitoring number  $\text{dem}(G)$  of a graph  $G$  is defined as the smallest size of a distance-edge-monitoring set of  $G$ , that is

$$\text{dem}(G) = \min \left\{ |M| \mid \bigcup_{x \in M} EM(x) = E(G) \right\}.$$

The vertices of  $M$  represent distance probes in a network modeled by  $G$ . *Distance-edge-monitoring sets* are very effective in network fault tolerance testing. For example, a distance-edge-monitoring set can detect a failing edge, and it can correctly locate the failing edge by distance from  $x$  to  $y$ , because the distance from  $x$  to  $y$  will increase when the edge  $e$  fails.

Foucaud et al. [10] showed that  $1 \leq \text{dem}(G) \leq n - 1$  for any  $G$  with order  $n$ , and graphs with  $\text{dem}(G) = 1, n - 1$  was characterized in [10].

**Theorem 1.1.** [10] *Let  $G$  be a connected graph with at least one edge. Then  $\text{dem}(G) = 1$  if and only if  $G$  is a tree.*

**Theorem 1.2.** [10]  *$\text{dem}(G) = n - 1$  if and only if  $G$  is the complete graph of order  $n$ .*

**Theorem 1.3.** [10] *Let  $G$  be a connected graph with a vertex  $x$  of  $G$  and for any  $y \in N(x)$ , then, we have  $xy \in EM(x)$ .*

**Theorem 1.4.** [10] *For a vertex  $x$  of a graph  $G$ , the set of edges  $EM(x)$  induces a forest.*

A vertex set  $M$  is called a *vertex cover* of  $G$  if  $M \cap \{u, v\} \neq \emptyset$  for  $uv \in E(G)$ . The minimum cardinality of a vertex cover  $M$  in  $G$  is the *vertex covering number* of  $G$ , denoted by  $\beta(G)$ .

**Theorem 1.5.** [10] *In any graph  $G$  of order  $n$ , any vertex cover of  $G$  is a distance-edge-monitoring set, and thus  $\text{dem}(G) \leq \beta(G)$ .*

## 1.2 Research backgrounds and our results

Perturbation problems in graph theory are as follows.

**Problem 1.** Let  $G$  be a graph, and let  $e \in E(G)$  and  $v \in V(G)$ . Let  $f(G)$  be a graph parameter.

- (i) The relation between  $f(G)$  and  $f(G - v)$ ;
- (ii) The relation between  $f(G)$  and  $f(G \setminus e)$ .

Chartrand et al. [6] studied the perturbation problems on the metric dimension. Monson et al. [13] studied the effects of vertex deletion and edge deletion on the clique partition number in 1996. In 2015, Eroh et al. [9] considered the effect of vertex or edge deletion on the metric dimension of graphs. Wei et al. [14] gave some results on the edge metric dimension of graphs. Delen et al. [8] study the effect of vertex and edge deletion on the independence number of graphs.

We first consider the existence of graphs with given values of distance-edge-monitoring numbers.

**Problem 2.** Let  $r, t, n$  be three integers with  $1 \leq r, s \leq n - 1$ , and let  $G$  be a connected of order  $n$ .

- (1) Is there a connected graph  $G$  of order  $n$  such that  $\text{dem}(G) = r$ ?
- (2) Is there a connected subgraph  $H \subset G$  such that  $\text{dem}(H) = s$  and  $\text{dem}(G) = r$ ?

In Section 2, we give the answers to Problem 2.

**Proposition 1.1.** For two integers  $r, n$  with  $1 \leq r \leq n - 1$ , there exists a connected graph  $G$  of order  $n$  such that  $\text{dem}(G) = r$ .

**Corollary 1.6.** Given given three integers  $s, t, n$  with  $1 \leq s \leq t \leq n - 1$ , there exists a connected graph  $H \subset G$  of such that  $\text{dem}(H) = s$  and  $\text{dem}(G) = t$ .

In Section 3, we focus on Problem 1 (ii) and study the difference between  $\text{dem}(G \setminus e)$  and  $\text{dem}(G)$ .

**Theorem 1.7.** Let  $G$  be a graph. For any edge  $e \in E(G)$ , we have

$$\text{dem}(G \setminus e) - \text{dem}(G) \leq 2.$$

Moreover, this bound is sharp.

Let  $G$  be a graph. Denote by  $G + E$  the graph with  $V(G + E) = V(G)$  and  $E(G + E) = E(G) \cup E$ . We construct graphs having the following properties in Section 3.

**Theorem 1.8.** For any positive integer  $k, i$  with  $2 \leq i \leq k$ , there exists a graph  $G$  and an edge set  $E_{i+1}$  ( $|E_{i+1}| = i + 1$ ) such that  $\text{dem}(G + E_{i+1}) - \text{dem}(G) = i$ . Furthermore, let  $G^i = G + E_i$  ( $1 \leq i \leq k$ ), we have  $\text{dem}(G^i) = i$ .

A feedback edge set of a graph  $G$  is a set of edges such that removing them from  $G$  leaves a forest. The smallest size of a feedback edge set of  $G$  is denoted by  $\text{fes}(G)$  (it is sometimes called the cyclomatic number of  $G$ ).

**Theorem 1.9.** [10] *If  $\text{fes}(G) \leq 2$ , then  $\text{dem}(G) \leq \text{fes}(G) + 1$ . Moreover, if  $\text{fes}(G) \leq 1$ , then equality holds.*

Theorem 1.9 implies the following corollary, and the proof will be given in Section 3.

**Corollary 1.10.** *Let  $T_n$  be a tree of order  $n$ . For edges  $e_1, e_2 \in E(T_n)$ , we have*

- (1)  $\text{dem}(T_n + e_1) = \text{dem}(T_n) + 1$ .
- (2)  $\text{dem}(T_n + e_1 + e_2) = 2$  or  $3$ .

*Furthermore, there exists a tree  $T_n^i$  with two edges  $e_1^i, e_2^i$  such that  $\text{dem}(T_n + e_1 + e_2) = i + 1$ , where  $i = 1, 2$ .*

The following result in Section 4 shows that there exist a graph  $G$  and a subgraph  $H$  such that the difference  $\text{dem}(G) - \text{dem}(H)$  can be arbitrarily large.

**Theorem 1.11.** *For any positive integer  $k$ , there exist two graphs  $G_1, G_2$  and their non-spanning subgraphs  $H_1, H_2$  such that*

$$\text{dem}(G_1) - \text{dem}(H_1) = k \text{ and } \text{dem}(H_2) - \text{dem}(G_2) = k.$$

Furthermore,  $\text{dem}(G) - \text{dem}(H)$  can be arbitrarily large, even for  $H = G - v$ .

**Theorem 1.12.** *For any positive integer  $k$ , there exist two graphs  $G, H$  and two vertices  $u \in V(G)$ ,  $v \in V(H)$  such that*

- (1)  $\text{dem}(G) - \text{dem}(G - u) \geq k$
- (2)  $\text{dem}(H - v) - \text{dem}(H) \geq k$ .

For a graph  $G$  with fixed order, the difference between  $\text{dem}(G)$  and  $\text{dem}(G - v)$  can be bounded.

**Proposition 1.2.** *For a graph  $G$  with order  $n$  ( $n \geq 2$ ) and  $v \in V(G)$ , if  $G - v$  contain at least one edge, we have  $\text{dem}(G) - \text{dem}(G - v) \leq n - 2$ . Moreover, the equality holds if and only if  $G$  is  $K_3$ .*

**Theorem 1.13.** *Let  $G$  be a connected graph with order  $n \geq 4$  and  $\text{dem}(G) = 2$ . Let  $E \subseteq E(G)$ . If  $\text{dem}(G) = \text{dem}(G - E)$ , then  $|E| \leq 2n - 6$ . Furthermore, the bound is sharp.*

**Theorem 1.14.** *Let  $T$  be a spanning tree of  $K_n$ . Then  $1 \leq \text{dem}(K_n|_T) \leq \lfloor n/2 \rfloor$ . Furthermore, the bound is sharp.*

In Section 5, we focus on the following problem and give an algorithm to judge whether the distance-edge-monitoring set is still valid in the resulting graph when any edge (or vertex) of a graph  $G$  is deleted.

**Problem 3.** *For any graph  $G$ , if some edges or vertices in  $G$  break, we want to know if the original detection set can detect all edges.*

For some well-known graphs, the effects of vertex deletion are  $\text{dem}(G) > \text{dem}(G - v)$ ,  $\text{dem}(G) = \text{dem}(G - v)$ , or  $\text{dem}(G) < \text{dem}(G - v)$ , which will be presented in Section 5.

## 2 Results for Problem 2

A *kite*  $K(r, n)$  is a graph obtained from the complete graph  $K_{r+1}$  and a path  $P_{n-r}$  by attaching a vertex of  $K_{r+1}$  and one end-vertex of  $P_{n-r}$ ; see an example of  $K(7, 12)$  in Figure 1.

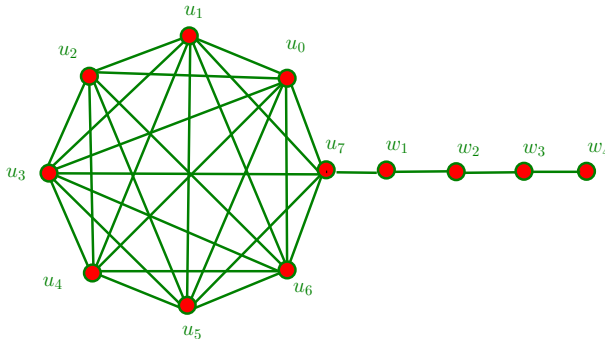


Figure 1: The graph  $K(7, 12)$

We first give the proof of Proposition 1.1.

**Proof of Proposition 1.1:** Let  $G = K(r, n)$  with  $V(G) = \{v_i \mid 1 \leq i \leq n\}$  and  $E(G) = \{v_i v_j \mid 1 \leq i < j \leq r + 1\} \cup \{v_{r+s} v_{r+s+1} \mid 1 \leq s \leq n - r - 1\}$ . From Theorem 1.2, we have  $\text{dem}(G) = \text{dem}(G_b) = \text{dem}(K_{r+1}) = \text{dem}(G) = r$ . In fact, for the above  $G$ , the path  $P_{n-r-1}$  can be replaced by  $T_{n-r-1}$ , where  $T_{n-r-1}$  is any tree of order  $n - r - 1$ .

Proposition 1.1 shows that Corollary 1.6 is true, that is, for three integers  $s, t, n$  with  $1 \leq s \leq t \leq n - 1$ , there exists a connected graph  $H \subset G$  of such that  $\text{dem}(H) = s$  and  $\text{dem}(G) = t$ . (For example, let  $G = K(r, n)$  and  $H = K(s, n)$ .) This gives an answer about Problem 2.

## 3 The effect of edge deletions

The following observation is immediate.

**Observation 3.1.** *Let  $G_1, G_2, \dots, G_m$  be the connected components of  $G$ . Then*

$$\text{dem}(G) = \text{dem}(G_1) + \dots + \text{dem}(G_m).$$

Furthermore, we suppose that the distance-edge-monitoring number of  $K_1$  is 0.

The following proposition will be used in the next sections.

**Proposition 3.1.** *For any  $uv \in E(G)$  and  $w \in N_G(u) \cup N_G(v)$ , if  $uv \notin EM(w)$ , then  $uv$  is only monitored by  $\{u, v\}$  in  $V(G)$ .*

*Proof.* Since  $w \in N_G(u) \cup N_G(v)$  and  $uv \notin EM(w)$ , we have  $d_G(w, u) = d_{G \setminus uv}(w, u)$  and  $d_G(w, v) = d_{G \setminus uv}(w, v)$ . For any  $x \in V(G) - N_G[u] \cup N_G[v]$ , the path from  $x$  to  $u$  must through  $w_1$ , where  $w_1 \in N_G(u) \cup N_G(v)$ . Then  $d_G(x, u) = d_G(x, w_1) + d_G(w_1, u) = d_G(x, w_1) + d_{G \setminus uv}(w_1, u) = d_{G \setminus uv}(x, u)$ . Similarly,  $d_G(x, v) = d_{G \setminus uv}(x, v)$ . For any  $x \in V(G) - \{u, v\}$ , we have  $uv \notin EM(x)$ . From Theorem 1.3,  $uv \in EM(u)$  and  $uv \in EM(v)$ , and hence  $uv$  is only monitored by  $\{u, v\}$  in  $V(G)$ .  $\square$

We first give the proof of Theorem 1.7.

**Proof of Theorem 1.7:** Note that  $\text{dem}(G) = \text{dem}(G_1) + \dots + \text{dem}(G_m)$ , where  $G_1, \dots, G_m$  are all the connected components of  $G$ . So we assume that  $G$  is connected. Let  $M$  be an distance edge monitoring set of  $G$  and  $e = uv$ . If  $M$  is also an distance-edge-monitoring set of  $G \setminus e$ , then  $\text{dem}(G \setminus e) \leq \text{dem}(G)$ . Otherwise,  $M' = M \cup \{u, v\}$ . It suffices to show that  $M'$  is an distance-edge-monitoring set of  $G \setminus e$ .

If  $G \setminus e$  has two components, say  $G_1$  and  $G_2$ , then  $\text{dem}(G \setminus e) = \text{dem}(G_1) + \text{dem}(G_2)$ . Without loss of generality, assume that  $u \in V(G_1)$  and  $v \in V(G_2)$ . For any edge  $e_1 = x_1y_1 \in E(G_1)$ , if there exists a vertex  $w \in V(G_1) \cap M$ , and we done. Otherwise, there exists a vertex  $w \in V(G_2) \cap M$  such that  $d_{G \setminus e_1}(x_1, w) \neq d_G(x_1, w)$  or  $d_{G \setminus e_1}(y_1, w) \neq d_G(y_1, w)$ . Without loss of generality, we suppose that  $d_{G \setminus e_1}(y_1, w) \neq d_G(y_1, w)$  and  $d_G(x_1y_1, w) = d_G(x_1, w)$ . Since  $d_G(y_1, w) = d_G(y_1, x_1) + d_G(x_1, u) + d_G(u, w)$ ,  $d_{G \setminus \{e, e_1\}}(x_1, u) = d_{G \setminus e_1}(x_1, u)$  and  $d_{G \setminus \{e, e_1\}}(y_1, x_1) > d_{G \setminus e}(y_1, x_1)$ , it follows that

$$d_{G \setminus \{e, e_1\}}(u, y_1) = d_{G \setminus \{e, e_1\}}(u, x_1) + d_{G \setminus \{e, e_1\}}(x_1, y_1) > d_{G \setminus e}(u, x_1) + d_{G \setminus e}(x_1, y_1) = d_{G \setminus e}(u, y_1)$$

and hence  $d_{G \setminus \{e, e_1\}}(y_1, u) \neq d_{G \setminus e_1}(y_1, u)$ . So  $e_1$  is monitored by  $M_1 \cup \{u\}$  in graph  $G \setminus e$ . This implies that  $\text{dem}(G_1) \leq |(M \cap V(G_1)) \cup \{u\}|$ . Similarly, we can obtain that  $\text{dem}(G_2) \leq |(M \cap V(G_2)) \cup \{v\}|$ , and hence  $\text{dem}(G \setminus e) \leq |M'| \leq \text{dem}(G) + 2$ .

Suppose that  $G \setminus e$  is connected. If  $M$  is also a distance-edge-monitoring set of  $G \setminus e$ , then we are done. Otherwise, there exists  $e_1 = xy \in E(G \setminus e)$  such that the edge  $e_1$  is not monitored by  $M$  in  $G \setminus e$ . Since  $M$  is a distance-edge-monitoring set of  $G$ , it follows that there exists a vertex  $z \in M$  such that  $d_{G \setminus e_1}(x, z) \neq d_G(x, z)$  or  $d_{G \setminus e_1}(y, z) \neq d_G(y, z)$ . In addition,  $e_1$  is not monitored by  $M$  in  $G \setminus e$ , and so the distance from  $z$  to  $x$  or  $y$  is not changed after removing the edge  $e_1$  in  $G \setminus e$ , which means that  $d_{G \setminus \{e, e_1\}}(y, z) = d_{G \setminus e}(y, z)$  and  $d_{G \setminus \{e, e_1\}}(x, z) = d_{G \setminus e}(x, z)$ . If  $d_G(e_1, z) = d_G(x, z)$ , then the edge  $e$  lies on every  $z - y$  geodesic in  $G$ , otherwise there exists  $z^* \in M$  such that  $d_{G \setminus \{e, e_1\}}(x, z^*) \neq d_G(x, z^*)$  and  $e$  does not appear in  $z^* - y$  geodesic in  $G$ , which contracts to the fact that  $M$  is not the distance-edge-monitoring set of graph  $G \setminus e$ .

**Claim 1.** *If a geodesic in  $G$  from  $z$  to  $y$  traverses the edge  $e$  in the order  $u, v$ , then each geodesic in  $G$  from  $z$  to  $y$  traverses  $e$  in the order  $u, v$ .*

*Proof.* Assume, to the contrary, that there exists  $z_1 - y$  geodesic and  $z_2 - y$  geodesic. We can assume that the two geodesics  $z_1 - y$  and  $z_2 - y$  are  $P_1 = z_1 \dots uv \dots y$  and  $P_2 = z_2 \dots vu \dots y$ .



The  $z_1 - y$  geodesic implies that  $d(u, v) + d(v, y) = d(u, y)$ , and the  $z_2 - y$  geodesic implies that  $d(v, u) + d(u, y) = d(v, y)$ , and hence  $d(u, v) = 0$ , a contradiction.  $\square$

From Claim 1, without loss of generality, we may assume that every geodesic in  $G$  from  $z$  to  $y$  traverses the edge  $e$  in the order  $u, v$ . Thus, we have  $d_G(z, y) = d_G(z, v) + d_G(v, y)$ . We now show that  $xy$  can be monitored by  $v$  in  $G \setminus e$ . Note that  $d_{G \setminus e_1}(z, y) \neq d_G(z, y)$ ,  $d_{G \setminus e}(v, y) = d_G(v, y)$  and  $d_{G \setminus e}(x, y) = d_G(x, y)$ . Then  $d_{G \setminus \{e, e_1\}}(v, y) = d_{G \setminus \{e, e_1\}}(v, x) + d_{G \setminus \{e, e_1\}}(x, y) = d_{G \setminus e_1}(v, x) + d_{G \setminus e_1}(x, y) > d_G(v, x) + d_G(x, y) = d_{G \setminus e}(v, x) + d_{G \setminus e}(x, y) \geq d_{G \setminus e}(v, y)$ . Since  $d_{G \setminus e}(v, y) > d_{G \setminus \{e, e_1\}}(v, y)$ , it follows that  $e_1$  can be monitored by  $v$ . Since both  $u$  and  $v$  have the chance to be chosen as the monitoring vertices, we use them to monitor the edge  $xy$ , and therefore  $M' = M \cup \{u, v\}$  is a distance edge-monitoring-set of  $G \setminus e$ , and thus  $\text{dem}(G \setminus e) \leq \text{dem}(G) + 2$ , as desired.  $\square$

To show the sharpness of Theorem 1.7, we consider the following example.

**Proposition 3.2.** *There exist connected graphs  $G_1, G_2$  of order  $n$  such that  $\text{dem}(G_1 \setminus e) - \text{dem}(G_1) = 2$  and  $\text{dem}(G_2) - \text{dem}(G_2 \setminus e) = 2$ .*

*Proof.* Firstly, we consider the graph  $G_1$  ( $n \geq 8$ ) with vertex set  $V(G_1) = \{v_i | 1 \leq i \leq n - 8\} \cup \{u_i | 1 \leq i \leq 8\}$  and edge set  $E(G_1) = \{u_i v_i | 1 \leq i \leq 8\} \cup \{u_i u_{i+1} | 1 \leq i \leq 7\} \cup \{u_i v_{i+1} | 1 \leq i \leq 7\} \cup \{u_1 u_8\} \cup \{u_1 u_5\} \cup \{v_1 v_8\} \cup \{v_1 v_9\} \cup \{v_i v_{i+1} | 9 \leq i \leq n - 9\}$ . Obviously,  $G_b(G_1) = G_8^*$ ; see Figure 2. Take  $M = \{u_2, u_4, v_3, v_6, u_7, v_8\}$ . Note that  $\{u_1 u_5, u_5 v_5, u_2 v_2, u_2 u_1, u_2 u_3\} \subseteq EM(u_2)$ ,

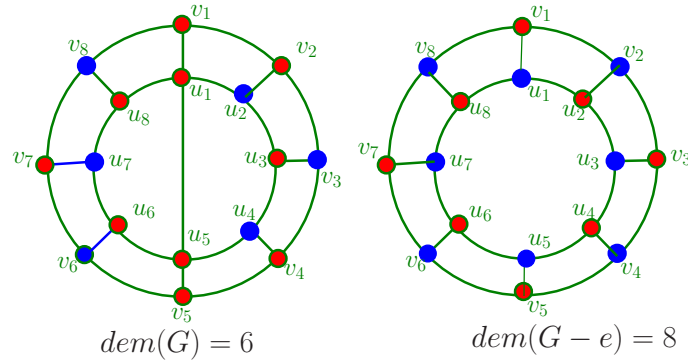


Figure 2: The graph  $G_8^*$

$\{v_1 u_1, u_4 v_3, u_4 v_5, u_4 v_4\} \subseteq EM(u_4)$ ,  $\{v_3 u_3, v_2 v_3, v_4 v_3, v_5 v_4, v_2 v_1\} \subseteq EM(v_3)$ ,  $\{v_8 v_1, u_8 v_8, v_8 u_7\} \subseteq EM(v_8)$ ,  $\{u_7 u_8, u_8 u_1, u_6 u_7, u_6 u_5, u_7 v_7\} \subseteq EM(u_7)$ , and  $\{v_5 v_6, v_6 v_7, u_6 v_6\} \subseteq EM(v_6)$ . Since  $M$  is a distance-edge-monitoring set of  $G_8^*$ , it follows that for  $u_i v_i$  ( $2 \leq i \leq 8$ ) and any  $w \in N(u_i) \cup N(v_i)$ , we have  $d_{G \setminus u_i v_i}(w, u_i) = d_G(w, u_i)$  and  $d_{G \setminus u_i v_i}(w, v_i) = d_G(w, v_i)$ , and so  $u_i v_i \notin EM(w)$ . From Proposition 3.1, the edge  $u_i v_i$  ( $2 \leq i \leq 8$ ) is monitored by  $\{u_i, v_i\}$ , and hence  $\text{dem}(G_8^*) = 6$ . Since  $G_8^* \setminus u_1 u_5 \cong C_8 \square K_2$ , it follows that  $\text{dem}(G_8^* \setminus u_1 u_5) = \text{dem}(C_8 \square K_2) = 8$ , and hence  $\text{dem}(G_1 \setminus u_1 u_5) - \text{dem}(G_1) = \text{dem}(G_8^* \setminus u_1 u_5) - \text{dem}(G_8^*) = 8 - 6 = 2$ , as desired.



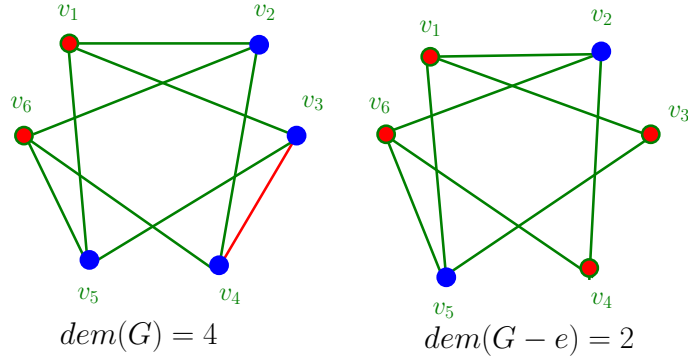


Figure 3: The graph  $G_6^\circ$ .

Next, we consider the graph  $G_2$  ( $n \geq 6$ ) with vertex set  $V(G_2) = \{v_i \mid 1 \leq i \leq n\}$  and edge set  $E(G_2) = \{v_1v_2, v_3v_4, v_5v_6, v_1v_3, v_1v_5, v_2v_4, v_2v_6, v_3v_5, v_4v_6\} \cup \{v_iv_{i+1} \mid 6 \leq i \leq n-1\}$ . Obviously,  $G_b(G_2) = G_6^\circ$ ; see Figure 3.

Take  $M = \{v_2, v_3, v_4, v_5\}$ . Note that  $\{v_1v_2, v_6v_2, v_4v_2\} \subseteq EM(v_2)$ ,  $\{v_1v_3, v_5v_3, v_4v_3\} \subseteq EM(v_3)$ ,  $\{v_6v_4\} \subseteq EM(v_4)$ ,  $\{v_5v_1, v_6v_5\} \subseteq EM(v_5)$ . Then  $M$  is a distance-edge-monitoring set of  $G_6^\circ$ , and hence  $\text{dem}(G_6^\circ) \leq 4$ . For  $v_{2i-1}v_{2i}$  ( $1 \leq i \leq 3$ ) and  $w \in N(v_{2i-1}) \cup N(v_{2i})$ , we have  $d_{G \setminus v_{2i-1}v_{2i}}(w, v_{2i-1}) = d_G(w, v_{2i-1})$  and  $d_{G \setminus v_{2i-1}v_{2i}}(w, v_{2i}) = d_G(w, v_{2i})$ , and so  $v_{2i-1}v_{2i} \notin EM(w)$ . From Proposition 3.1, the edge  $v_{2i-1}v_{2i}$  ( $1 \leq i \leq 3$ ) is monitored by  $\{v_{2i-1}, v_{2i}\}$ , and hence  $\text{dem}(G_6^\circ) \geq 3$ , and so  $M \cap \{v_{2i-1}, v_{2i}\} \neq \emptyset$  ( $1 \leq i \leq 3$ ). All the  $M \in V(G_6^\circ)$  is showing Table 1. Since  $\text{dem}(G_6^\circ) \geq 4$ , it follows that  $\text{dem}(G_6^\circ) = 4$ .

$M$	$E(G) - \cup_{x \in M} EM(x)$
$v_1, v_3, v_6$	$v_2v_4$
$v_1, v_4, v_5$	$v_2v_6$
$v_1, v_4, v_6$	$v_3v_5$
$v_2, v_3, v_5$	$v_4v_6$
$v_2, v_3, v_6$	$v_1v_5$
$v_2, v_4, v_5$	$v_1v_3$
$v_1, v_3, v_5$	$v_2v_6, v_2v_4, v_4v_6$
$v_2, v_4, v_6$	$v_1v_3, v_1v_5, v_3v_5$

Table 1. The edges not monitored by  $M$  ( $|M| = 3$ ).

For the graph  $G_6^\circ \setminus v_3v_4$ , if we take  $M = \{v_2, v_5\}$ , then  $\{v_1v_2, v_6v_2, v_4v_2, v_1v_3\} \subseteq EM(v_2)$  and  $\{v_5v_1, v_6v_5, v_3v_5, v_6v_4\} \subseteq EM(v_5)$ , and hence  $\text{dem}(G_6^\circ \setminus v_3v_4) \leq 2$ . Since  $G_6^\circ \setminus v_3v_4$  is not a tree, it follows from Theorem 1.1 that  $\text{dem}(G_6^\circ \setminus v_3v_4) = 2$ , and hence  $\text{dem}(G_2) - \text{dem}(G_2 \setminus v_3v_4) = \text{dem}(G_2) - \text{dem}(G_6^\circ \setminus v_3v_4) = 4 - 2 = 2$ , as desired.  $\square$

Next, we give the proof of Theorem 1.8.

**Proof of Theorem 1.8:** Let  $k, i$  are integers with  $1 \leq i \leq k$ . The graph  $G^i$  is obtained by iteratively adding an edge  $u_i v_i$  to a graph  $G^{i-1}$ . Without loss of generality, let

$$\begin{cases} V(G^0) = \{c\} \cup \{u_j \mid 1 \leq j \leq k\} \cup \{v_j \mid 1 \leq j \leq k\}; \\ E(G^0) = \{cu_j, cv_j \mid 1 \leq j \leq k\}. \end{cases}$$

and for  $1 \leq i \leq k$ , the graph of  $G^i$  is defined by

$$V(G^i) = V(G^{i-1}) \text{ and } E(G^i) = E(G^{i-1}) \cup \{u_i v_i\}.$$

Let  $G = G^{i+1}$  ( $3 \leq i \leq k$ ). Then  $G_b = Fr(i+1)$ . Let  $M = \{c\} \cup \{u_t \mid 1 \leq t \leq i\}$ . From Theorem 1.3, any edge  $e \in E(G)$  is monitored by  $M$ , and hence  $\text{dem}(G) \leq i+1$ .

For any  $w \in N(u_j) \cup N(v_j) = \{c\}$ , we have  $u_j v_j \notin ME(c)$  ( $1 \leq j \leq i+1 \leq k$ ). From Proposition 3.1, the edge  $u_j v_j$  is only monitored by  $u_j$  or  $v_j$ . Then  $\text{dem}(G) \geq i+1$ , and hence there exists a graph  $G_i$  such that  $|E(G^i) - E(G^{i-1})| = 1$ ,  $\text{dem}(G^i) \leq \text{dem}(G^{i+1})$  and  $\text{dem}(G^i) = i$ . Since  $G^0 = K_{1,2k}$  is a tree, it follows from Theorem 1.1 that  $\text{dem}(G^0) = 1$ . Let  $E_{i+1} = \{u_t v_t \mid 1 \leq t \leq i+1 \leq k\}$ . Then  $\text{dem}(G + E_{i+1}) = \text{dem}(G^{i+1}) = i+1$ , and hence  $\text{dem}(G + E_{i+1}) - \text{dem}(G) = i$ , as desired.  $\square$

In the end of this section, we give the proof of Corollary 1.10.

**Proof of Corollary 1.10:** For any tree  $T_n$ ,  $T_n + e$  is a unicyclic graph. From Theorems 1.4 and 1.1, we have  $\text{dem}(T_n + e_1) = \text{dem}(T_n) + 1 = 2$ . Similarly,  $T_n + e_1 + e_2$  is a tricyclic graph, and hence  $\text{dem}(T_n + e_1 + e_2) \leq 3$ . Let  $T_n = P_n$  with vertex set  $\{v_1, \dots, v_n\}$  and edge set  $\{v_i v_{i+1} \mid 1 \leq i \leq n-1\}$ . If  $e_1 = v_1 v_6$  and  $e_2 = v_2 v_5$ , then  $\text{dem}(T_n + e_1 + e_2) = 3$ . Let  $T_n = S_n$  with vertex set  $\{v_1, \dots, v_n\}$  and edge set  $\{v_1 v_i \mid 2 \leq i \leq n\}$ . For any edges  $e_1$  and  $e_2$ , we have  $\text{dem}(T_n + e_1 + e_2) = 2$ .  $\square$

## 4 The effect of vertex deletion

A *kipas*  $\widehat{K}_n$  with  $n \geq 3$  is the graph on  $n+1$  vertices obtained from the join of  $K_1$  and  $P_n$ .

**Proposition 4.1.** For  $n \geq 6$ , we have  $\text{dem}(\widehat{K}_n) = \lfloor n/2 \rfloor$ .

*Proof.* Let  $V(\widehat{K}_n) = \{v_0, v_1, \dots, v_n\}$  and  $E(\widehat{K}_n) = \{v_0 v_i \mid 1 \leq i \leq n\} \cup \{v_i v_{i+1} \mid 1 \leq i \leq n-1\}$ . First, we prove that  $|\text{dem}(\widehat{K}_n)| \geq \lfloor n/2 \rfloor$ . For any vertices  $v_i, v_j \in V(\widehat{K}_n)$ , we have

$$d(v_i, v_j) = \begin{cases} 1, & \text{if } i = 0 \text{ or } j = 0 \text{ or } |i - j| = 1; \\ 2, & \text{if } i, j \neq 0 \text{ and } |i - j| \geq 2. \end{cases}$$

For any edge  $v_i v_{i+1}$  ( $2 \leq i \leq n-2$ ), we have  $N_G(v_i) \cup N_G(v_{i+1}) = \{v_{i-1}, v_0, v_{i+2}\}$ . Since  $d_G(v_i, v_0) = d_{G-v_i v_{i+1}}(v_{i+1}, v_0) = 1$ ,  $d_{G-v_i v_{i+1}}(v_i, v_{i-1}) = d_G(v_i, v_{i-1}) = 2$  and  $d_{G-v_i v_{i+1}}(v_{i+1}, v_{i+2})$

$= d_G(v_{i+1}, v_{i+2}) = 2$ , it follows that  $v_i v_{i+1} \notin EM(v_{i+1}) \cup EM(v_{i-1}) \cup EM(v_0)$ . From Proposition 3.1, the edge  $e = v_i v_{i+1}$  is monitored by  $\{v_i, v_{i+1}\}$ . Similarly, for  $i = 1, n-1$ ,  $v_i v_{i+1}$  is monitored by  $\{v_i, v_{i+1}\}$ . Note that the vertex covering number of  $G$  is  $\beta(G)$ . Since  $\beta(P_n) = \lfloor n/2 \rfloor$ , it follows that  $\text{dem}(\widehat{K}_n) \geq \lfloor n/2 \rfloor$ .

Next, we prove that  $|\text{dem}(\widehat{K}_n)| \leq \lfloor n/2 \rfloor$ . Let  $M = \{v_i \mid 0 \equiv i \pmod{2}, 1 \leq i \leq n\}$ . For any edge  $e \in E(P_n) \cup \{v_0 v_i \mid 0 \equiv i \pmod{2}, 1 \leq i \leq n\}$ , it follows from Theorem 1.3 that  $e$  is monitored by  $M$ . In addition, for any edge  $e = v_0 v_i \in \{v_0 v_i \mid 1 \equiv i \pmod{2}, 1 \leq i \leq n\}$ . Since  $n \geq 6$ , it follows that there exists  $j$  such that  $d_G(v_i, v_j) = 2$  and  $d_{G-v_0 v_i}(v_i, v_j) = 3$ , where  $j = i + 3 (1 \leq i \leq n - 3)$  and  $j = 2(n - 3 \leq i \leq n)$ . So,  $e \in EM(v_j)$ .

Since any edge  $e \in E(\widehat{K}_n)$  can be monitored by  $M$ , it follows that  $\text{dem}(\widehat{K}_n) \leq \lfloor n/2 \rfloor$ , and hence  $\text{dem}(\widehat{K}_n) = \lfloor n/2 \rfloor$ .  $\square$

**Proof of Theorem 1.11** Note that  $\widehat{K}_{2k+2} = \{v_0\} \vee P_{2k+2}$ , it follows from Theorem 1.1, we have  $\text{dem}(P_{2k+2}) = 1$ . From Lemma 4.1, we have  $\text{dem}(\widehat{K}_{2k+2}) = k + 1$ , and hence  $\text{dem}(\widehat{K}_{2k+2}) - \text{dem}(\widehat{K}_{2k+2} - v_0) = \text{dem}(\widehat{K}_{2k+2}) - \text{dem}(P_{2k+2}) = k$ . Let  $G_1 = \widehat{K}_{2k+2}$  and  $H_1 = P_{2k+2}$ . Then  $\text{dem}(G_1) - \text{dem}(H_1) = \text{dem}(\widehat{K}_{2k+2}) - \text{dem}(P_{2k+2}) = k$ , where  $H_1$  is not a spanning subgraph of  $G_1$ .

Let  $G_{2k+3}$  be a graph with vertex set  $V(G_{2k+3}) = \{u_i \mid 1 \leq i \leq k + 1\} \cup \{v_i \mid 0 \leq i \leq k + 1\}$  and edge set  $E(G_{2k+3}) = \{v_0 u_i \mid 1 \leq i \leq k + 1\} \cup \{u_i v_i \mid 1 \leq i \leq k + 1\}$ . Obviously, we have  $G_{2k+3} - v_0 \cong (k + 1)K_2$ . From Observation 3.1 and Theorem 1.2, we have  $\text{dem}(G_{2k+3} - v_0) = \text{dem}((k + 1)K_2) = (k + 1) \text{dem}(K_2) = k + 1$ . Since  $G_{2k+3}$  is a tree, it follows from Theorem 1.1 that  $\text{dem}(G_{2k+3}) = 1$ , and hence  $\text{dem}(G_{2k+3} - v_0) - \text{dem}(G_{2k+3}) = k$ . Let  $G_2 = G_{2k+3}$  and  $H_2 = (k + 1)K_2$ . Then  $\text{dem}(H_2) - \text{dem}(G_2) = \text{dem}((k + 1)K_2) - \text{dem}(G_{2k+3}) = k$ , where  $H_2$  is not a spanning subgraph of  $G_2$ , as desired.  $\square$

Note that  $G_{2k+3} - v_0 \cong (k + 1)K_2$  is disconnected. For connected graphs, we can also show that there is a connected subgraph  $H$  such that  $\text{dem}(H) - \text{dem}(G)$  can be arbitrarily large; see Theorem 4.3.

The *conical graph*  $C(\ell, k)$  is a graph obtained by taking adjacency from a center vertex  $c$  to the first layer of Cartesian product of  $P_\ell$  and  $C_k$ , where  $\ell \geq 1$  and  $k \geq 3$ . The conical graph  $C(3, 8)$  can be seen in Figure 4.

For  $\ell = 1$ , the graph  $C(1, k)$  is the wheel graph  $W_k$ , which is formed by connecting a single vertex  $c$  to all the vertices of cycle  $C_k$ . It is clear that for the conical graph  $C(\ell, k)$ , we have  $|V(C(\ell, k))| = k\ell + 1$  and  $|E(C(\ell, k))| = 2k\ell$ .

**Theorem 4.1.** *For  $k \geq 8$  and  $\ell \geq 2$ , we have*

$$\text{dem}(C(\ell, k)) = \begin{cases} \sum_{i=1}^{A_k} \lceil k/(4i - 2) \rceil, & \text{if } \ell \leq A_k; \\ \sum_{i=1}^{A_k} \lceil k/(4i - 2) \rceil + 2(\ell - A_k), & \text{if } \ell \geq A_k + 1, \end{cases}$$

where  $A_k = \lfloor k/4 + (1 + (-1)^{k+1})/8 \rfloor$ .

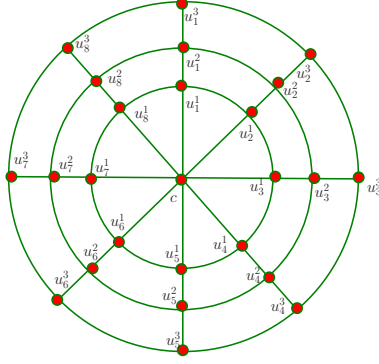


Figure 4: The conical graph  $C(3, 8)$

*Proof.* Let  $V(C(\ell, k)) = \{c\} \cup \{u_i^j \mid 1 \leq i \leq k, 1 \leq j \leq \ell\}$  and  $E(C(\ell, k)) = (\cup_{i=1}^{\ell} E(C_i)) \cup (\cup_{i=1}^k E(P_i))$ , where  $E(C_i) = \{u_k^i u_1^i\} \cup \{u_j^i u_{j+1}^i \mid 1 \leq j \leq k-1\}$  ( $1 \leq i \leq \ell$ ),  $E(P_i) = \{c u_i^1\} \cup \{u_i^j u_i^{j+1} \mid 1 \leq j \leq \ell-1\}$  ( $1 \leq i \leq k$ ).

**Fact 1.** For any vertex  $v \in V(C_i)$ , we have

$$|EM(v) \cap E(C_i)| = \begin{cases} 4i - 2, & \text{if } 1 \leq i \leq \lfloor k/4 + (1 + (-1)^{k+1})/8 \rfloor; \\ k - 2, & \text{if } k \text{ is even and } i \geq \lceil k/4 + (1 + (-1)^{k+1})/8 \rceil; \\ k - 1, & \text{if } k \text{ is odd and } i \geq \lceil k/4 + (1 + (-1)^{k+1})/8 \rceil. \end{cases}$$

Furthermore, we have  $|EM(c) \cap E(C_i)| = 0$ .

*Proof.* For any vertex  $u_s^i, u_t^i \in V(C_i)$  ( $1 \leq s, t \leq k$  and  $i \leq \lfloor k/4 + (1 + (-1)^{k+1})/8 \rfloor$ ), since  $u_s^i \dots u_s^1 u_t^1 \dots u_t^{i-1} u_t^i$  is the path from  $u_s^i$  to  $u_t^i$ , and hence  $d_{C_i}(u_s^i, u_t^i) \leq 2i$ . So we have  $\{u_t^i u_{t+1}^i \mid s - 2i + 1 \leq t \leq s + 2i - 2\} \in EM(u_s^i)$ , where the subscripts are taken modulo  $n$ , that is,  $u_{k+1}^i = u_1^i$ . For any  $u_j^i u_{j+1}^i \in E(C_i) - \{u_t^i u_{t+1}^i \mid s - 2i + 1 \leq t \leq s + 2i - 2\} - \{u_{s-2i}^i u_{s-2i-1}^i, u_{s+2i+1}^i u_{s+2i}^i\}$ . Since  $d(u_s^i, u_j^i) = d(u_s^i, u_{j+1}^i) = 2i$ , and  $d_{G \setminus u_j^i u_{j+1}^i}(u_s^i, u_j^i) = d_{G \setminus u_j^i u_{j+1}^i}(u_s^i, u_{j+1}^i) = 2i$ , it follows that  $u_j^i u_{j+1}^i \notin EM(u_s^i)$ . In addition, let  $e_1 = u_{s-2i}^i u_{s-2i-1}^i$  and  $e_2 = u_{s+2i+1}^i u_{s+2i}^i$ . Then  $d_{G \setminus e_1}(u_s^i, u_{s-2i}^i) = d_G(u_s^i, u_{s-2i}^i)$ , and hence  $d_{G \setminus e_2}(u_s^i, u_{s+2i}^i) = d_G(u_s^i, u_{s+2i}^i)$ , and so  $e_1, e_2 \notin EM(u_s^i)$ .

Similarly, for any edge  $e = u_m^j u_{m+1}^j \in E(C_j)$  ( $j \neq i$  and  $1 \leq m \leq k$ ), since  $d_{G \setminus e}(u_s^i, u_m^j) = d_G(u_s^i, u_m^j)$  and  $d_{G \setminus e}(u_s^i, u_{m+1}^j) = d_G(u_s^i, u_{m+1}^j)$ , it follows that  $e \notin EM(u_s^i)$ . For any vertex  $u_s^i \in V(C_i)$ , we have  $|EM(u_s^i) \cap E(C_i)| = 4i - 2$ . Note that if  $n$  is even number, then  $4i - 2 \leq k - 2$ . and hence,  $i \leq \lfloor k/4 \rfloor$ . If  $n$  is odd, then  $4i - 2 \leq k - 1$ , and hence  $i \leq \lceil (k+1)/4 \rceil$ . So we have  $i \leq \lfloor k/4 + (1 + (-1)^{k+1})/8 \rfloor$ .

For  $i \geq \lceil k/4 + (1 + (-1)^k)/8 \rceil$  and  $1 \leq s, t \leq k$ , if  $u_s^i, u_t^i \in V(C_i)$ , then  $d_G(u_s^i, u_t^i) = d_{C_i}(u_s^i, u_t^i)$ . For any cycle  $C_i$  with length  $k$ , if  $k$  is even, then  $u_{s+k/2}^i u_{s+k/2-1}^i, u_{s+k/2}^i u_{s+k/2+1}^i \notin EM(u_s^i)$ , and so  $|EM(v) \cap E(C_i)| = k - 2$ . If  $k$  is odd, then  $u_{s+(k-1)/2}^i u_{s+(k+1)/2}^i \notin EM(u_s^i)$ , and so  $|EM(v) \cap E(C_i)| = k - 1$ , as desired.

For any edge  $e_3 = u_s^i u_{(s+1)}^i \in E(C_i)$ , we have  $d_G(c, u_s^i) = d_G(c, u_{(s+1)}^i) = i$ , and hence  $d_{G \setminus e_3}(c, u_s^i) = d_{G \setminus e_3}(c, u_{(s+1)}^i) = i$ . Since  $e_3 \notin E(c)$ , it follows that  $|EM(c) \cap E(C_i)| = 0$ , and hence Fact 1 holds.  $\square$

Firstly, note that  $A_k = \lfloor k/4 + (1 + (-1)^{k+1})/8 \rfloor$ , we consider  $\ell \geq A_k + 1$ . From Fact 1, we have  $\text{dem}(G) \geq \sum_{i=1}^{A_k} \lceil k/(4i-2) \rceil + 2(\ell - A_k)$ .

Take  $M = \cup_{i=1}^{\ell} M_i$ , where

$$M_i = \begin{cases} \{u_j^i | 1 \leq j \leq k, 1 \equiv j \pmod{4i-2}\}, & \text{if } i \leq A_k. \\ \{u_1^i, u_{\lfloor k/2 \rfloor}^i\}, & \text{if } A_k + 1 \leq i \leq \ell. \end{cases}$$

From the selection method of  $M$ , for any edge  $e \in E(C_i)$  ( $1 \leq i \leq \ell$ ),  $e$  is monitored by  $M$ . It suffices to prove that each edge in  $E(P_i)$  is monitored by  $M$ . For vertex  $u_i^1, u_j^1 \in V(G)$  ( $1 \leq i, j \leq k$ ), if  $j \notin \{i+1, i+2, i-1, i-2\}$ , where the subscripts are taken modulo  $n$ , that is,  $u_{-1}^1 = u_k^1$  and  $u_1^1 = u_{k+1}^1$ . then  $d_G(u_i^1, u_j^1) \neq d_{G-cu_j^1}(u_i^1, u_j^1)$ , and hence  $cu_j^1 \in EM(u_i^1)$ . Similarly, for  $1 \leq t \leq \ell - 1$ , since  $d_G(u_i^1, u_j^t) \neq d_{G-u_j^t u_j^{t-1}}(u_i^1, u_j^t)$ , it follows that  $u_j^t u_j^{t-1} \in EM(u_i^1)$ , and hence  $EM(u_i^1) = \{u_i^1 u_{i+1}^1, u_i^1 u_{i-1}^1\} \cup \{cu^1\} \cup \{u_j^{p-1} u_j^p | 2 \leq p \leq \ell - 1, 1 \leq j \leq n, j \notin \{i-2, i-1, i+1, i+2\}\}$ . Without loss of generality, take  $u_1^1 \in M$ , then, for any edge  $e \in E(P_i)$  ( $j \notin \{2, 3, k, k-1\}$ ), it is monitored by  $u_1^1$ . For any edge  $e \in E(P_i)$  ( $j \in \{2, 3, k, k-1\}$ ), if  $k$  is even, then  $k-3-2 \geq 3$ , since  $k \geq 9$ . Obviously,  $u_3^1, u_{k-1}^1, u_{k-3}^1 \in M$ . If  $k$  is odd, then it is monitored by vertex set  $\{u_3^1, u_k^1\}$ , which is a subset of  $M$ . For any  $e \in E(P_i)$  ( $1 \leq i \leq k$ ), it is monitored by  $M_i$ .

Hence, we have  $\text{dem}(G) \leq \sum_{i=1}^{\lfloor (k+2)/4 \rfloor + 1} \lceil k/(4i-2) \rceil + 2(\ell - A_k)$ . For  $\ell \leq A_k$ , it is similar to the case that  $\ell \geq A_k + 1$ , as desired.  $\square$

Li et al. obtained the following result about distance-edge-monitoring numbers of  $C_n \square P_m$ .

**Theorem 4.2.** [12] *Let  $\ell$  and  $k$  be two integers with  $\ell \geq 3$  and  $k \geq 2$ . Then*

$$\text{dem}(C_k \square P_\ell) = \begin{cases} k & \text{if } k \geq 2\ell + 1, \\ 2\ell & \text{if } k < 2\ell + 1 \end{cases}$$

**Theorem 4.3.** *For any positive integer  $k \geq 8$ , there exists a connected graph subgraph of  $G$  such that such that*

$$\text{dem}(G - v) - \text{dem}(G) = \lfloor k/2 \rfloor - \lfloor k/6 \rfloor,$$

where  $v \in V(G)$ .

*Proof.* Let  $G = C(\ell, k)$ , where  $\ell = 2$  and  $k \geq 2\ell + 1$ . Note that  $G - v_0 = C_k \square K_2$ . From Theorem 4.2, we have  $\text{dem}(G - v_0) = \text{dem}(C_k \square K_2) = k$ . From Theorem 4.1, we have  $\text{dem}(C(2, k)) = \sum_{i=1}^2 \lceil k/(4i-2) \rceil = \lfloor k/2 \rfloor - \lfloor k/6 \rfloor$ , and hence  $\text{dem}(G - v) - \text{dem}(G) = k - \lfloor k/2 \rfloor - \lfloor k/6 \rfloor = \lfloor k/2 \rfloor - \lfloor k/6 \rfloor$ , as desired.  $\square$

Let  $G = E(C(\ell, k))$  and  $H = C_k \square P_\ell$ . From Theorems 4.1 and 4.2, if  $\ell \gg k$ , then  $\frac{\text{dem}(G)}{\text{dem}(H)} \approx 1$ . From Theorems 4.3 and 4.2, if  $k \gg \ell = 2$ , then  $\frac{\text{dem}(G)}{\text{dem}(H)} \approx 0.3$ .

**Corollary 4.4.** *There exist two graphs  $H$  and  $G$  such that*

$$\frac{\text{dem}(G)}{\text{dem}(H)} \approx 0.3,$$

where  $H$  is an induced subgraph of  $G$ .

**Proof of Theorem 1.12:** Let  $G = \widehat{K_{2k+2}}$ . From Proposition 1.11, there exists a vertex  $u \in V(G)$  such that  $\text{dem}(\widehat{K_{2k+2}}) - \text{dem}(\widehat{K_{2k+2}} - u) = k$ . Note that  $G - u = P_{2k+2}$  is connected graph. In addition, let  $H = C(2, t)$ ,  $k = \lfloor t/2 \rfloor - \lceil t/6 \rceil$  and  $v \in V(H)$ . From Theorem 4.3, we have  $\text{dem}(C(2, t) - v) - \text{dem}(C(2, t)) = k$  and  $C(2, t) - v = C_t \square K_2$  is a connected graph.

In fact,  $G - v$  is subgraph of  $G$ . From Theorem 1.12, for any positive integer  $k \geq 3$ , there exists a graph  $G$  such that  $\text{dem}(G - v) - \text{dem}(G) \geq k \geq 0$ .  $\square$

Let  $G = C(2, t)$  ( $t \geq 8$ ) and  $H_1 = C(2, t) - v$ . From Theorem 1.12, we have  $\text{dem}(H_1) \geq \text{dem}(G)$ . Note that  $G$  is not tree, it follows from Theorem 1.1 that  $\text{dem}(G) \geq 2$ . Let  $H_2$  is a subtree of  $G$ . From Theorem 1.1, we have  $\text{dem}(H_2) = 1 \leq 2 \leq \text{dem}(G)$ , and so we have Corollary 4.5.

**Corollary 4.5.** *Let  $G$  be a connected graph. Then there exist two non-spanning subgraphs  $H_1, H_2 \subset G$  such that  $\text{dem}(H_1) \geq \text{dem}(G)$  and  $\text{dem}(H_2) \leq \text{dem}(G)$ .*

**Proof of Proposition 1.2:** For any graph  $G$  with order  $n$ , and  $G - v$  contain at least one edge, we have  $\text{dem}(G) \leq n - 1$  and  $1 \leq \text{dem}(G - v)$ . Obviously, we obtained  $\text{dem}(G) - \text{dem}(G - v) \leq n - 2$ . Furthermore, let  $G = K_3$ , then  $\text{dem}(G) - \text{dem}(G - v) = n - 2$ . So the upper bound is sharp. Conversely, since  $\text{dem}(G) - \text{dem}(G - v) = n - 2$ , it follows that  $\text{dem}(G) = n - 1$  and  $\text{dem}(G - v) = 1$ . From Theorem 1.1,  $G - v$  must be a tree. If  $|V(G - v)| \geq 3$ , and note that  $\text{dem}(G) = n - 1$ , it follows from Theorem 1.1 that  $G = K_n$  ( $n \geq 4$ ), which is impossible. Then  $|V(G - v)| \leq 2$ , and hence  $G = K_n$  ( $n \leq 3$ ). If  $G = K_2$ , then  $G - v = K_1$ , which contradicts to the fact that  $G - v$  contains at least one edge. So, we have  $G = K_3$ , as desired.  $\square$

Next, we consider the subgraph  $H$  of  $G$ . If  $H \subset G$  such that  $\text{dem}(H) \leq \text{dem}(G)$ , then, what is the relationship between  $H$  and  $G$ ? A natural question is, what is the maximum number of edges we can delete from  $G$  without changing number of distance-edge monitoring? We give a partial answer as follows.

The *base graph*  $G_b$  of a graph  $G$  is the graph obtained from  $G$  by iteratively removing vertices of degree 1. We know that  $G_b$  is subgraph of  $G$ , but  $\text{dem}(G) = \text{dem}(G_b)$ . So we can obtain below result, which give a lower bound for  $E$  such that  $\text{dem}(G) = \text{dem}(G - E)$ , so we have Observation 4.1.

**Observation 4.1.** For any graph  $G$ , let  $E_1 = E(G) - E(G_b)$ . If  $\text{dem}(G) = \text{dem}(G - E)$  and  $G - E$  is connect graph with order at least 2, then  $|E| \geq |E_1|$ . Furthermore, the bound is sharp.

**Proof of Theorem 1.13:** Since  $\text{dem}(G) = 2$ , without loss of generality, let  $M = \{u, v\}$  be a distance-edge-monitoring set of  $G$ .

If  $uv \in E(G)$ , then it follows from Theorem 1.4 that  $|E(G)| \leq 2(n - 1) - 1$ , and hence  $\text{dem}(G) = \text{dem}(G - E) = 2$ . From Theorem 1.1,  $G - E$  must contain an cycle, and hence  $|E| \leq 2(n - 1) - 1 - 3 = 2n - 6$ .

If  $uv \notin E(G)$ , then  $M = \{u, v\}$  is a distance-edge-monitoring set of  $G$ . If  $|EM(u) \cap EM(v)| \geq 1$ , which is similar to the case  $u, v$  is adjacent to in  $G$ . So, we suppose that  $EM(u) \cap EM(v) = \emptyset$ . From Theorem 1.4,  $|E(G)| \leq 2(n - 1)$ . From Theorem 1.1,  $G$  must contain a cycle and  $|E| \leq 2(n - 1) - 3 = 2n - 5$ . Furthermore, we have the following claim.

**Claim 2.**  $|E| \leq 2n - 6$ .

*Proof.* Assume, to the contrary, that  $|E| = 2n - 5$ . Then  $G - E$  must be an cycle of length 3, say  $G - E = K_3$ . Without loss of generality, let  $V(G - E) = \{v_1, v_2, v_3\}$ . In addition, the subgraph induced by the edge set  $EM(u)$  and  $EM(v)$  are spanning trees in  $G$ . If  $u, v \in \{v_1, v_2, v_3\}$ , then  $uv \in E(G)$ , a contradiction. For any vertex  $w \in V(G) - \{v_1, v_2, v_3\}$ , if  $d_G(w) = 1$ , then  $w$  is in one of spanning tree of  $EM(u)$  or  $EM(v)$ , a contradiction. Hence, we have  $d_G(w) \geq 2$ . Especially for two vertices  $u$  and  $v$ , there exists a vertex  $u_1 \in N(u)$  such that  $uu_1 \in EM(v)$ . From Theorem 1.3, we have  $uu_1 \in EM(u)$ , and hence  $|EM(u) \cap EM(v)| \neq 0$ , which contradicts to the fact that  $EM(u) \cap EM(v) = \emptyset$ .  $\square$

From Claim 2, we have  $|E| \leq 2n - 6$ . Furthermore, let  $G = (n - 2)K_1 \vee K_2$  with vertex set  $V(G) = \{v_i \mid 1 \leq i \leq n\}$  and edge set  $E(G) = \{v_1v_2\} \cup \{v_1v_i, v_2v_i \mid 3 \leq i \leq n\}$ . Let  $E = \{v_1v_i, v_2v_i \mid 4 \leq i \leq n\} \subset E(G)$ . From Observation 3.1, we have  $\text{dem}(G - E) = \text{dem}(K_3) + (n - 1)\text{dem}(K_1) = 2$ , and so there exists an edge set  $E$  such that  $\text{dem}(G - E) = 2$  and  $|E| = 2n - 6$ , as desired.  $\square$

For  $H \subset G$ , the *distance-edge-monitoring set of subgraph  $H$  in  $G$*  is a set  $M$  of vertices of a graph  $H$  such that  $E(H) \subseteq \bigcup_{x \in M} EM(x)$ .

**Definition 5.** The *restrict-distance-edge-monitoring number*  $\text{dem}(G|_H)$  of a graph  $G|_H$  is defined as the smallest size of a distance-edge-monitoring set of  $H$  in  $G$ , that is,

$$\text{dem}(G|_H) = \min \left\{ |M| \mid E(H) \subseteq \bigcup_{x \in M} EM(x), M \subseteq V(H) \right\}.$$

In Figure 5, let  $G = K_4$  with  $V(G) = \{v_0, v_1, v_2, v_3\}$  and  $E(G) = \{v_iv_j \mid 0 \leq i < j \leq 3\}$ . Let  $E(T_1) = \{v_0v_1, v_0v_2, v_0v_3\}$  and  $E(T_2) = \{v_0v_3, v_3v_1, v_1v_2\}$ . Obviously, we have  $\text{dem}(K_4|_{T_i}) = i$



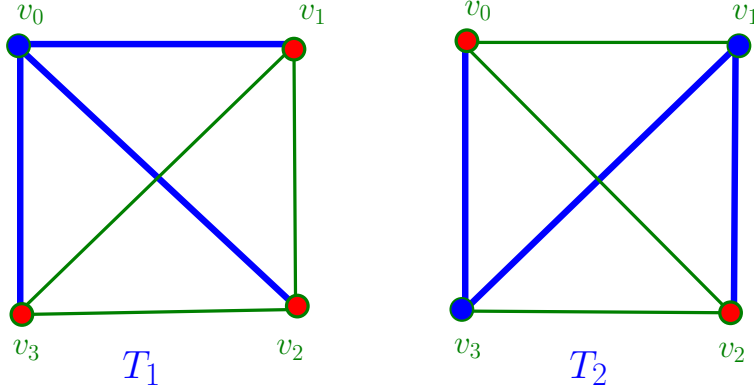


Figure 5:  $T_1$  and  $T_2$

( $i = 1, 2$ ). The distance-edge-monitoring set of subgraph  $T_i$  ( $i = 1, 2$ ) in  $K_4$  is shown in Figure 5, where the blue vertices form the set  $M$ .

In the end of this section, we give the proof of Theorem 1.14 as follows.

**Proof of Theorem 1.14:** Let  $G = K_n$  with vertex set  $\{v_i \mid 1 \leq i \leq n\}$  and edge set  $\{v_i v_j \mid 1 \leq i < j \leq n\}$ . Let  $T$  be a spanning tree in  $K_n$ . For any edge  $uv \in E(T)$  and vertex  $w \in (N_G(u) \cup N_G(v)) \cap V(T)$ , we have  $d_G(w, u) = d_G(w, v) = 1$  and  $d_{G \setminus uv}(w, u) = d_{G \setminus uv}(w, v) = 1$ , and hence  $uv \notin EM(w)$ . From Proposition 3.1, any edge  $uv \in E(T)$  is only monitored by  $u$  or  $v$ , and hence  $\text{dem}(K_n|_T) \geq \beta(T)$ . From Theorem 1.5, we have  $\text{dem}(K_n|_T) \leq \beta(T)$ , and hence  $\text{dem}(K_n|_T) = \beta(T)$ . Since  $T$  is tree with order  $n$ , it follows that there is no odd cycles, and hence  $T$  is a bipartite graph. Without loss of generality, let  $V(T) = U \cup V$  ( $|U| \leq |V|$ ), which is a bipartite partition of  $V(T)$ . From the pigeonhole principle, we have  $|U| \leq \lfloor \frac{n}{2} \rfloor$ . For any  $uv \in E(T)$ , we have  $\{u, v\} \cap U \neq \emptyset$ , and hence  $\beta(T) \leq \lfloor \frac{n}{2} \rfloor$ . In addition,  $T$  contains at least one edge, and hence  $1 \leq \beta(T)$ , and so  $1 \leq \beta(T) \leq \lfloor \frac{n}{2} \rfloor$ .

Suppose that  $T = S_n$  with edge set  $E(S_n) = \{v_1 v_i \mid 2 \leq i \leq n\}$ . Without loss of generality, let  $d_T(v_1) = n - 1$ . Then  $\{v_1\}$  is the vertex cover set of  $S_n$ , and hence  $\beta(T) = 1$ , and so the lower bound is sharp. Suppose that  $T = P_n$  with edge set  $E(P_n) = \{v_i v_{i+1} \mid 1 \leq i \leq n\}$ . Obviously, we have  $\{v_i \mid i \equiv 0 \pmod{2}, \text{ and } 1 \leq i \leq n, v_i \in V(P_n)\}$  is vertex cover set of  $P_n$ , and hence  $\beta(T) = \lfloor \frac{n}{2} \rfloor$ , and hence the upper bound is sharp.  $\square$

Similar to Theorem 1.14, we have below Corollary 4.6.

**Corollary 4.6.** *Let  $H$  be a subgraph with order  $p$  of  $G$ . Then we have*

$$1 \leq \text{dem}(G|_H) \leq p - 1.$$

*Furthermore, the left (right) equality hold if and only if  $H = S_{p-1}$  ( $H = K_{p-1}$ , respectively).*

**Theorem 4.7.** *If  $H$  is an induced subgraph of graph  $G$ , then we have*

$$\text{dem}(G) - \text{dem}(G|_H) \leq |V(G)| - |V(H)|.$$

Moreover, If both  $G$  and  $H$  are complete graph, then the bound is sharp.

*Proof.* For any graph  $G$  and  $H$ , where  $H$  is induced subgraph of  $G$ . Let  $M_1 \subset V(H)$  is the smallest size of a distance-edge-monitoring set of  $H$  in  $G$ , without loss of generality, suppose that the restrict distance-edge-monitoring number is  $r$ , that is,  $\text{dem}(G|_H) = r$ . Let  $M = (V(G) - V(H)) \cup M_1$ . We will prove that  $\text{dem}(G) \leq |M|$ . For any edge  $e = uv \in E(G)$ , if  $u$  or  $v$  in  $V(G) - V(H)$ , then it follows from Theorem 1.3 that  $e$  is monitored by  $V(G) - V(H)$ . For any edge  $e \in E(H)$ , since  $M_1$  is the a restrict distance-edge-monitoring set, it follows that  $e$  is monitored by  $M_1$ , and hence  $M$  is a distance-edge-monitoring set in  $G$ . Since  $|M| = |M_1| + (|V(G)| - |V(H)|) = |V(G)| - |V(H)| + \text{dem}(G|_H)$ , it follows that  $\text{dem}(G) \leq |M| = \text{dem}(G|_H) + (|V(G)| - |V(H)|)$ , and so  $\text{dem}(G) - \text{dem}(G|_H) \leq (|V(G)| - |V(H)|)$ . Furthermore, we take  $G = K_n$  and  $H = K_m$  ( $3 \leq m \leq n$ ). From Theorem 1.2, we have  $\text{dem}(G) = n - 1$ . For any  $uv \in E(H)$  and  $w \in N(u) \cup N(v)$ , we have  $d_G(w, u) = d_G(w, v) = 1$  and  $d_{G \setminus uv}(w, u) = d_{G \setminus uv}(w, v) = 1$ , and hence  $uv \notin EM(w)$ . From Proposition 3.1, any edge  $uv \in E(H)$  is only monitored by  $u$  or  $v$ , and hence  $\text{dem}(K_n|_{K_m}) \geq \beta(K_m) = m - 1$ . From Theorem 1.5, we have  $\text{dem}(K_n|_{K_m}) \leq \beta(K_m) = m - 1$ , and hence  $\text{dem}(K_n|_{K_m}) = m - 1$ . Obviously,  $\text{dem}(G) - \text{dem}(G|_H) = (n - 1) - (m - 1) = |V(G)| - |V(H)|$ , as desired.  $\square$

## 5 Complexity issues

Foucaud et al. proved in [10] that the problem DISTANCE-EDGE-MONITORING SET is  $NP$ -complete. For any graph  $G$ , a natural question is whether the original detection set can detect all edges if some edges or vertices in  $G$  are broken. We design the algorithm and then give the results on the algorithm analysis.

### DISTANCE-EDGE-MONITORING SET

Instance: A graph  $G = (V, E)$ , an edge  $e \in E(G)$  and a distance-edge-monitoring set  $M$ .

Question: Whether  $M$  is still a distance-edge-monitoring set for the graph  $G - e$ ?

Given a graph  $G$ , a distance-edge-monitoring set  $M$ , and an edge  $e \in E(G)$ , our goal is to determine whether the original distance-edge-monitoring set  $M$  is still valid in the resulting graph  $G \setminus e$ . The algorithm is shown in Algorithm 1.

The algorithm of how to compute the edge set  $EM(x)$  from  $G$  was given by Yang et al. in [15], and is based on the breadth-first spanning tree algorithm. The time complexity is polynomial.

### 5.1 Deleting one edge or vertex from some known graphs

In this section, we study the change for distance-edge-monitoring numbers of some well-known graphs.

---

**Algorithm 1** The algorithm for determining  $M$  is or not monitor set for  $G \setminus e$

---

**Input:** A graph  $G$ ,  $M \subset V(G)$  and  $e \in E(G)$ ;

**Output:**  $E(G \setminus e) \subset \cup_{x \in M} EM(x)$  is TRUE or FALSE;

1:  $M_1 \leftarrow E(G \setminus e)$

2: **for** each vertex  $v \in M$  **do**

3:      $M_1 \leftarrow M_1 - EM(v)$

4: **if**  $M_1 = \emptyset$  **then return**  $E(G \setminus e) \subset \cup_{x \in M} EM(x)$  is TRUE;

5: **else return**  $E(G \setminus e) \subset \cup_{x \in M} EM(x)$  is FALSE;

---

We denote  $NV_i(G) = \{v \mid d_G(v) = i, v \in V(G)\}$  and  $NE_{a,b}(G) = \{uv \mid uv \in E(G), d_G(u) = a, d_G(v) = b\}$ .

Note that in  $P_n$ , we have  $E(P_n) = NE_{1,2}(P_n) \cup NE_{2,2}(P_n)$ . If  $e \in NE_{1,2}(P_n)$ , then we have  $\text{dem}(P_n \setminus e) = 1$ , and hence  $\text{dem}(P_n) - \text{dem}(P_n \setminus e) = 0$ . If  $e \in NE_{2,2}(P_n)$ , then  $\text{dem}(P_n \setminus e) = 2$ , and hence  $\text{dem}(P_n) - \text{dem}(P_n \setminus e) = -1$ . Therefore these arguments imply the following Corollary 5.1, which imply that it is possible to find classes of graphs  $G$  and edge  $e$  such that  $\text{dem}(G \setminus e) \leq \text{dem}(G) + 1$ .

**Corollary 5.1.** *Let  $n$  be an integer and  $P_n$  be a path with order  $n$ . For any  $e \in E(P_n)$ , we have*

$$\text{dem}(P_n \setminus e) = \begin{cases} \text{dem}(P_n), & \text{if } e \in NE_{1,2}(P_n); \\ \text{dem}(P_n) + 1, & \text{if } e \in NE_{2,2}(P_n). \end{cases}$$

The following corollary is immediate, which imply that there exists graphs  $G$  and edge  $e$  such that  $\text{dem}(G) > \text{dem}(G \setminus e)$  and  $\text{dem}(G) = \text{dem}(G \setminus e)$ .

**Corollary 5.2.** *Let  $n \geq 3$  be an integer and for any edge  $e \in E(G)$ , we have*

(i)  $\text{dem}(C_n \setminus e) = \text{dem}(C_n) - 1 = 1$ .

(ii)  $\text{dem}(K_n \setminus e) = \text{dem}(K_n) - 1 = n - 2$ .

(iii)  $\text{dem}(K_{n,n} \setminus e) = \text{dem}(K_{n,n}) = n$ .

*Proof.* (i) From Theorem 1.1, we have  $\text{dem}(C_n \setminus e) = \text{dem}(P_n) = 1$ . Since  $\text{dem}(C_n) = 2$ , it follows that  $\text{dem}(C_n \setminus e) = \text{dem}(C_n) - 1 = 1$ .

(ii) From Theorem 1.2, we have  $\text{dem}(K_n) = n - 1$ . For  $e = uv \in E(K_n \setminus e)$ , if we take  $M = V(K_n) - \{u, v\}$ , then one end-vertex of  $e$  belongs to  $M$  for any edge  $e$ . From Theorem 1.3, we have  $\text{dem}(G \setminus uv) \leq n - 2$ . For any edge  $xy \in E(G \setminus uv)$  and vertex  $w \in (N_G(x) \cup N_G(y)) \cap V(G - \{u\})$ , we have  $d_G(w, x) = d_G(w, y) = 1$  and  $d_{G \setminus xy}(w, x) = d_{G \setminus xy}(w, y) = 1$ , and hence  $xy \notin EM(w)$ . From Proposition 3.1, any edge  $xy \in E(G - \{u\})$  is only monitored by  $x$  or  $y$ , and hence  $\text{dem}(G \setminus uv) \geq n - 2$ , and so  $\text{dem}(G \setminus uv) = n - 2$ . This implies that  $\text{dem}(K_n) - \text{dem}(K_n \setminus e) = 1$ .

(iii) Let  $G = K_{n,n}$  with vertices set  $V(K_{n,n}) = \{u_i \mid 1 \leq i \leq n\} \cup \{v_i \mid 1 \leq i \leq n\}$  and edge set  $E(K_{n,n}) = \{u_i v_j \mid 1 \leq i, j \leq n\}$ . Without loss of generality, let  $e = u_1 v_1$ . For any vertex

set  $M \subset V(G)$  with  $|M| = n - 1$ , let  $U_1 = M \cap \{u_i \mid 1 \leq i \leq n\}$ ,  $V_1 = M \cap \{v_i \mid 1 \leq i \leq n\}$ , and  $|U_1| + |V_1| = n - 1$ . Note that  $n \geq 3$ . If  $|U_1| = n - 1$  and  $|V_1| = 0$ , then for any  $w \in M$ , there exist  $u_t \notin M$  and  $v_2 \in V_2$  such that  $d_G(u_t, w) = d_{G \setminus u_t v_2}(u_t, w) = 2$  and  $d_{G \setminus e}(v_2, w) = d_{G \setminus u_t v_2}(v_2, w) = 1$ . So  $u_t v_2$  is not monitored by  $M$ . If  $|U_1| \leq n - 2$  and  $|V_1| \leq n - 2$ , then there exist  $p, q \in \{1, \dots, n\}$  such that  $u_p v_q \in E(K_{n,n})$ ,  $u_p v_q \neq u_1 v_1$  and  $u_p, v_q \notin M$ . If  $w \in U_1$ , then  $d_G(u_p, w) = d_{G \setminus u_p v_q}(u_p, w) = 2$  and  $d_G(v_q, w) = d_{G \setminus u_p v_q}(v_q, w) = 1$ . If  $w \in V_1$ , then  $d_G(u_p, w) = d_{G \setminus u_p v_q}(u_p, w) = 1$  and  $d_G(v_q, w) = d_{G \setminus u_p v_q}(v_q, w) = 2$ . So  $u_p v_q$  is not monitored by  $M$ . Therefore,  $M$  is not an distance-edge-monitoring set, and hence  $\text{dem}(G) \geq n$ . From Theorem 1.5, we have  $\text{dem}(G) \leq \beta(G) = n$ , and hence  $\text{dem}(G) = n$ .  $\square$

It is possible to find that there exists a graph  $G$  and  $v \in V(G)$  such that  $\text{dem}(G) > \text{dem}(G - v)$ ,  $\text{dem}(G) = \text{dem}(G - v)$ ,  $\text{dem}(G) < \text{dem}(G - v)$ .

The following corollary shows that there exists a graph  $G$  such that  $\text{dem}(G) > \text{dem}(G - v)$ .

**Corollary 5.3.** *Let  $n \geq 3$  be an integer. For any  $v \in v(G)$ , we have*

- (i)  $\text{dem}(C_n - v) = \text{dem}(C_n) - 1 = 1$ ;
- (ii)  $\text{dem}(K_n - v) = \text{dem}(K_n) - 1 = n - 2$ ;
- (iii)  $\text{dem}(K_{n,n} - v) = \text{dem}(K_{n,n}) - 1 = n - 1$ .

**Proposition 5.1.** *Let  $n \geq 5$  be an integer. For any  $v \in V(P_n)$ , we have*

$$\text{dem}(P_n - v) = \begin{cases} \text{dem}(P_n), & \text{if } v \in NV_1(P_n) \cup \{v_2, v_{n-1}\}; \\ \text{dem}(P_n) + 1, & \text{if } v \in NV_2(P_n) \setminus \{v_2, v_{n-1}\}, \end{cases}$$

where  $P_n = v_1 v_2 \cdots v_{n-1} v_n$ .

*Proof.* Note that  $V(P_n) = NV_1(P_n) \cup NV_2(P_n)$ . If  $v \in NV_1(P_n)$ , then  $\text{dem}(P_n - v) = 1$ . If  $v \in \{v_2, v_{n-1}\}$ , then  $\text{dem}(P_n - v) = \text{dem}(P_{n-1}) + \text{dem}(K_1) = 1$ , where  $v(K_1) = \{v_1\}$  or  $v(K_1) = \{v_n\}$ , and hence  $\text{dem}(P_n) - \text{dem}(P_n - v) = 0$ . If  $v \in NV_2(P_n) \setminus \{v_2, v_{n-1}\}$ , then  $\text{dem}(P_n - v) = 2$ , and hence  $\text{dem}(P_n) - \text{dem}(P_n - v) = -1$ .  $\square$

Proposition 5.1 shows that there exists a graph  $G$  and  $v \in V(G)$  such that  $\text{dem}(G) = \text{dem}(G - v)$  or  $\text{dem}(G) < \text{dem}(G - v)$ .

## 6 Conclusion

In this paper, we have studied the effect of deleting edges and vertices in a graph  $G$  on the distance-edge-monitoring number. We obtained that for any graph  $G$  and edge  $e \in E(G)$ , we have  $\text{dem}(G - e) - \text{dem}(G) \leq 2$ . Furthermore, the bound is sharp. In addition, we can find a graph  $H$  and  $v \in V(H)$  such that  $\text{dem}(H - v) - \text{dem}(H)$  can be arbitrarily large. This fact gives an answer to the monotonicity of the distance-edge-monitoring number. This means that there exist two graphs  $H$  and  $G$  such that  $H \subset G$  and  $\text{dem}(H) \geq \text{dem}(G)$ .

It is interesting to consider the following problems for future work.

- (1) It is interesting to characterize the graphs  $\text{dem}(H) = \text{dem}(G)$  if  $H \subset G$ .
- (2) For a graph  $G$  and  $E \subset E(G)$ , what is the maximum value of  $|E|$  such that  $\text{dem}(G) = \text{dem}(G - E)$ ?
- (3) For any  $\epsilon > 0$ , whether the ratio  $\frac{\text{dem}(G)}{\text{dem}(H)} \leq \epsilon$  holds, where  $H$  is an induced subgraph of  $G$ .

For further future work, it would be interesting to study distance-edge monitoring sets in further standard graph classes, including pyramids, Sierpiński-type graphs, circulant graphs, graph products, or line graphs. In addition, characterizing the graphs with  $\text{dem}(G) = n - 2$  would be of interest, as well as clarifying further the relation of the parameter  $\text{dem}(G)$  to other standard graph parameters, such as arboricity, vertex cover number and feedback edge set number.

## References

- [1] E. Bampas, D. Bilò, G. Drovandi, L. Gualà, R. Klasing, G. Proietti, Network verification via routing table queries, *J. Comput. System Sci.* 81(1) (2015), 234–248.
- [2] J. Baste, F. Beggas, H. Kheddouci, I. Sau, On the parameterized complexity of the edge monitoring problem, *Inform. Process. Lett.* 121 (2017), 39–44.
- [3] Z. Beerliova, F. Eberhard, T. Erlebach, A. Hall, M. Hoffmann, M. Mihalák, L.S. Ram, Network discovery and verification, *IEEE J. Sel. Areas Commun.* 24(12) (2006), 2168–2181.
- [4] D. Bilò, T. Erlebach, M. Mihalák, P. Widmayer, Discovery of network properties with all-shortest-paths queries, *Theoret. Comput. Sci.* 411(14-15) (2010), 1626–1637.
- [5] G. Chartrand, L. Lesniak, P. Zhang, *Graphs & digraphs*, London: Chapman & Hall, 2015.
- [6] G. Chartrand, P. Zhang. The theory and applications of resolvability in graphs—A Survey, *Congr. Numer.* 160 (2003), 47–68.
- [7] L. Dall’Asta, J. Alvarez-Hamelin, A. Barrat, A. Vázquez, A. Vespignani, Exploring networks with traceroute-like probes: Theory and simulations, *Theoret. Comput. Sci.* 355(1) (2006), 6–24.
- [8] S. Delen, F.E. Zihni, F.O. Erdogan, H.O. Ayna, I.N. Cangul, The effect of vertex and edge deletion on the independence number of graphs, *F.E.J. of Appl. Math.* 11(2) (2022), 11–19.

- [9] L. Eroh, P. Feit, C. Kang, E. Yi, The effect of vertex or edge deletion on the metric dimension of graphs, *J. Combin. Optim.* 6(4) (2015), 433–444.
- [10] F. Foucaud, S. Kao, R. Klasing, M. Miller, J. Ryan, Monitoring the edges of a graph using distances, *Discrete Appl. Math.* 319 (2022), 424–438.
- [11] R. Govindan, H. Tangmunarunkit, Heuristics for Internet map discovery, in: Proceedings of the 19th IEEE International Conference on Computer Communications, *INFOCOM'00*, 2000, pp. 1371–1380.
- [12] W. Li, R. Klasing, Y. Mao, B. Ning, Monitoring the edges of product networks using distances, arXiv:2211.10743, 2022.
- [13] S.D. Monson, The effects of vertex deletion and edge deletion on the clique partition number, *Ars Comb.* (1996), 42.
- [14] M. Wei, J. Yue, L. Chen, The effect of vertex and edge deletion on the edge metric dimension of graphs. *J. Comb. Optim.* 44 (2022), 331–342.
- [15] C. Yang, R. Klasing, Y. Mao, X. Deng, On the distance-edge-monitoring numbers, arXiv.2211.04920, 2022.
- [16] H.X. Ye, C. Yang, J.M. Xu, Diameter vulnerability of graphs by edge deletion, *Discrete Math.* 309 (2009), 1001–1006.