

Simultaneous directional inference

Ruth Heller*

Department of Statistics and Operations Research, Tel-Aviv University
ruheller@gmail.com

Aldo Solari

Department of Economics, Management and Statistics, University of Milano-Bicocca
solari.aldo@gmail.com

November 2022

Abstract

We consider the problem of inference on the signs of $n > 1$ parameters. Within a simultaneous inference framework, we aim to: identify as many of the signs of the individual parameters as possible; provide confidence bounds on the number of positive (or negative) parameters on subsets of interest. Our suggestion is as follows: start by using the data to select the direction of the hypothesis test for each parameter; then, adjust the one-sided p -values for the selection, and use them for simultaneous inference on the selected n one-sided hypotheses. The adjustment is straightforward assuming that the one-sided p -values are conditionally valid and mutually independent. Such assumptions are commonly satisfied in a meta-analysis, and we can apply our approach following a test of the global null hypothesis that all parameters are zero, or of the hypothesis of no qualitative interaction. We consider the use of two multiple testing principles: closed testing and partitioning. The novel procedure based on partitioning is more powerful, but slightly less informative: it only infers on positive and non-positive signs. The procedure takes at most a polynomial time, and we show its usefulness on a subgroup analysis of a medical intervention, and on a meta-analysis of an educational intervention.

*The authors gratefully acknowledge the *Rita Levi-Montalcini prize for Scientific Cooperation between Italy and Israel*.

Keywords: conditional inference; directional inference; meta-analysis; multiple testing; partitioning principle; simultaneous confidence bounds

1 Introduction

Let $\theta = (\theta_1, \dots, \theta_n)$ be a vector of n unknown real-valued parameters. A conventional analysis is two-sided multiple testing, e.g., testing the family of point null hypotheses $\{\theta_1 = 0, \dots, \theta_n = 0\}$ with a procedure that guarantees familywise error rate (FWER) control at a pre-specified level α . If the i th null hypothesis is rejected, the conclusion is that $\theta_i \neq 0$. Tukey (1991) argued that such a conclusion is unsatisfactory, and the analysis should aim instead at concluding on the sign of the parameter, i.e., that $\theta_i > 0$ or $\theta_i < 0$. Following rejection, it is tempting to conclude for the i th parameter its direction based on the data. However, a directional error, referred to often as a type III error (see Finner 1999 and references within) may occur if we decide after rejection of the point null hypothesis $\theta_i = 0$ that $\theta_i > 0$ when in fact $\theta_i < 0$. Therefore, the probability of making at least one type I or type III error, henceforth referred to as the directional FWER (dFWER), may be larger than α even though $\text{FWER} \leq \alpha$.

Existing multiple testing procedures on the family of point null hypotheses have been shown to control the dFWER for independent two-sided p -values satisfying additional distributional assumptions: Holm's procedure (Shaffer, 1980), Hochberg's procedure (Finner, 1994; Liu, 1997) and, in general, the closed testing procedure (Finner, 1999), which includes the previous two as special cases.

We are interested in simultaneous inference on the signs of the coordinates of θ . As in previous works, we would like to control both type I and type III errors. However, we aim not only to identify positive and negative parameters, but also to provide simultaneous confidence bounds on the number of positive and on the number of negative parameters for any subsets of interest. For this purpose, rather than adopting existing procedures for two-sided tests for the purpose of directional identification, we start by considering the problem of testing n pairs of one-sided hypotheses given by

$$\begin{aligned} H_i^- &: \theta_i \leq 0 \\ H_i^+ &: \theta_i \geq 0. \end{aligned} \tag{1}$$

Lehmann (1950, 1957); Duncan (1955); Kaiser (1960); Shaffer (1974) considered (1) referring to it as a directional hypothesis-pair or a three-decision problem. Multiple directional hypothesis-pairs were considered in Holm (1979); Shaffer (1980); Bauer et al. (1986); Finner

(1999); Shaffer (2002, 2006); Guo and Romano (2015), among others. We suggest the following two step approach, referred to henceforth as *directional closed testing*: first, select from each pair the hypothesis to test (based on the data); second, on the selected n one-sided hypotheses, apply an α level closed testing procedure. Of course, the second step has to take care to adjust for the first step of selection from the same data. The adjustment is straightforward for independent p -values that are conditionally valid (i.e., for which we can compute valid p -values conditional on the first selection step, see Zhao et al. 2019; Ellis et al. 2020). With this approach, we can provide simultaneous confidence bounds on the number of positive and on the number of negative parameters for any subsets of interest, building upon the work of Goeman and Solari (2011) that showed how to obtain simultaneous bounds for a closed testing procedure.

This approach can be viewed as a direct generalization of dFWER controlling procedures suggested previously, since it provides bounds of interest in addition to identification of positive and negative parameters. For some local tests used in the α level closed testing procedure in the second step, the bounds can be much tighter than the number of parameters identified with positive or negative signs. In some applications, tight bounds may be more important than identification, so the local test should be selected with care. For example, when evaluating a treatment effect on multiple subgroups (or cohorts), so θ_i is the average treatment effect for subgroup i , a positive lower bound on both the number of subgroups for which $\theta_i > 0$, and on the number of subgroups for which $\theta_i < 0$, conveys the heterogeneity of the treatment effect. This can be of major clinical importance, since it provides the researcher with the knowledge that at least for some subgroups the treatment is harmful rather than effective (i.e., that there is a qualitative interaction, Gail and Simon 1985; Zhao et al. 2019). With our approach, we can provide tight lower bounds on the number of positive and on the number of negative parameters, as well as identify positive and negative parameters, with the guarantee that the probability of any wrong inference is at most α .

For some applications, it is enough to infer on positive and non-positive findings, i.e., we modify H_i^+ in (1) by removing the equality sign, and thus exactly one of the hypothesis pair is true:

$$\begin{aligned} H_i^- &: \theta_i \leq 0 \\ K_i &: \theta_i > 0. \end{aligned} \tag{2}$$

In such a case, more powerful procedures than typically used with two-sided testing can be devised (Bauer et al., 1986; Guo and Romano, 2015). For example, the Bonferroni procedure compares each one sided p -value to α/n instead of to the two-sided threshold $\alpha/(2n)$.

This can be understood from the work of Shaffer (1986), who showed that when performing a Bonferroni procedure, the proper correction factor for FWER control is not the number of hypotheses tested, but the maximum number of hypotheses that can simultaneously be true (Goeman et al., 2010). We suggest the following two step approach, referred to henceforth as *adaptive partitioning*: first, select (based on the data) from each pair the one-sided hypothesis; second, using the selected n one-sided hypotheses, test each partitioning hypothesis at level α . The first step is identical to the first step in the directional closed testing procedure, and the requirement that the p -values be independent and conditionally valid is the same as well. The second step applies an α level partitioning procedure (Stefansson et al., 1988; Finner and Strassburger, 2002; Finner et al., 2021) based on the selected p -values. With this novel approach, we can provide tight lower and upper bounds on the number of positive parameters (where the upper bound is n minus the lower bound on the number of nonpositive parameters), as well as identify positive and nonpositive parameters, with the guarantee that the probability of any wrong inference is at most α . In systematic reviews in clinical trials, for example, it is important to evaluate the bounds on the number of studies with an effective intervention effect, and a non-trivial upper bound is of concern since it suggests that the intervention effect is null or harmful (IntHout et al., 2016). We show that the bounds are uniformly tighter than with directional closed testing. So unless it is important to infer on the positive as well as the negative parameters, this approach should always be preferred. Importantly, it should always be preferred in settings where the point null hypotheses are never true (which is always the case according to Tukey 1991; Jones and Tukey 2000).

In the next subsection, we illustrate our suggested approach to a small problem of a subgroup analysis. The results highlight the difference between directional closed testing and adaptive partitioning, and the potential usefulness of our approach. Then, we explain in detail directional closed testing in § 2, and adaptive partitioning in § 3. We provide the conditional and unconditional inferential guarantees for each procedure. In § 4 we compare and contrast the directional closed testing and adaptive partitioning procedures in simulations, using various local tests. In § 5 we provide two usages of our suggested methods: for enhancing meta-analysis, and for providing inference following the test of qualitative interactions. Finally, in § 6 we discuss extensions and some final remarks. All proofs are in Appendix A.

i	1	2	3	4
d_i	0.163	-0.114	-0.047	-0.151
se_i	0.0788	0.0689	0.0614	0.0547
p_i	0.0193	0.9510	0.7780	0.9971

Table 1: Analysis of the proportions free of breast cancer at 3 years in 1260 patients divided in four subgroups defined by age and progesterone receptor levels ($i = 1$: Age < 50 , PR < 10 ; $i = 2$: Age ≥ 50 , PR < 10 ; $i = 3$: Age < 50 , PR ≥ 10 ; $i = 4$: Age ≥ 50 , PR ≥ 10). Reproduced from Table 2 in Gail and Simon (1985). The differences, d_i , in proportions disease-free at 3 years and their relative standard errors, se_i , are used to compute the right tailed p -values p_i by using the large-sample normal approximation.

1.1 An example: PFT therapy for breast cancer

The data of Fisher et al. (1983), re-analysed in Gail and Simon (1985), consists of the difference in the proportion of patients that are disease free with the PFT treatment versus with the FT treatment, in $n = 4$ subgroups defined by age and progesterone receptor levels. Table 1 provides for each subgroup the difference, standard error, and right-tailed p -value.

Applying the first step of hypothesis selection based on the direction favored by the data, the directional closed testing procedure selects $H_1^-, H_2^+, H_3^+, H_4^+$. Similarly, the adaptive partitioning procedure selects H_1^-, K_2, K_3, K_4 . For both procedures, the p -values used for testing in the second step, are therefore: 0.0193, $1 - 0.9510$, $1 - 0.7780$, and $1 - 0.99714$, for groups 1, 2, 3, and 4, respectively. The procedures are illustrated in Figure 1. Nodes in the graph represent closed testing intersection hypotheses, labelled by their corresponding index set and selected direction, as well as the partition of the parameter space, for which the same local test is used. The local test p -value, obtained by the adaptive Simes combination test (described in § 4), is shown for each node.

Applying directional closed testing at level $\alpha = 0.05$, we have $0 \leq n^+$ and $1 \leq n^-$ with 95% confidence. Furthermore, we conclude that $\theta_4 < 0$, since H_4^+ is rejected by closed testing. We obtain a trivial lower bound for n^+ because H_1^- is not rejected by closed testing, and a non-trivial lower bound for n^- because $H_2^+ \cap H_3^+ \cap H_4^+$ is rejected by closed testing.

The non-rejected partitioning hypotheses at the 5% level are denoted by $- + + -, - - + -, + + + -, + + --, + - + -, + - --$. For example, $- + + -$ corresponds to testing the intersection hypothesis $H_1^- \cap K_2 \cap K_3 \cap H_4^-$, and this is carried out in the adaptive partitioning procedure by a local test of $H_1^- \cap K_2 \cap K_3$. This is valid, since the actual

test carried out is for a larger null ($H_1^- \cap K_2 \cap K_3 \supseteq H_1^- \cap K_2 \cap K_3 \cap H_4^-$). The reason for testing $H_1^- \cap K_2 \cap K_3$ is that the fourth p -value is greater than half (so K_4 is selected for testing, not H_4^-). The local test p -value is 0.0772 in this case. We can extract the confidence set for n^+ from these non-rejected partitioning null hypotheses as follows. Since the number of positive parameters in each non-rejected partition null hypothesis is at least one and at most three, the adaptive partitioning procedure provides bounds $1 \leq n^+ \leq 3$ with 95% confidence. This is an improvement over the directional closed testing procedure. Alternatively, we can see that the lower bound is one because $H_1^- \cap H_2^- \cap H_3^- \cap H_4^-$ (denoted by $----$ in Figure 1) is rejected by the partitioning procedure (by a local test of H_1^- , since for the remaining coordinates K_2, K_3, K_4 were selected for testing). Moreover, since the fourth individual hypothesis in each non-rejected partition null hypothesis is non-positive, we further conclude that $\theta_4 \leq 0$. This is a weaker conclusion compared to $\theta_4 < 0$ obtained by closed testing.

We revisit this example in § 5.2.

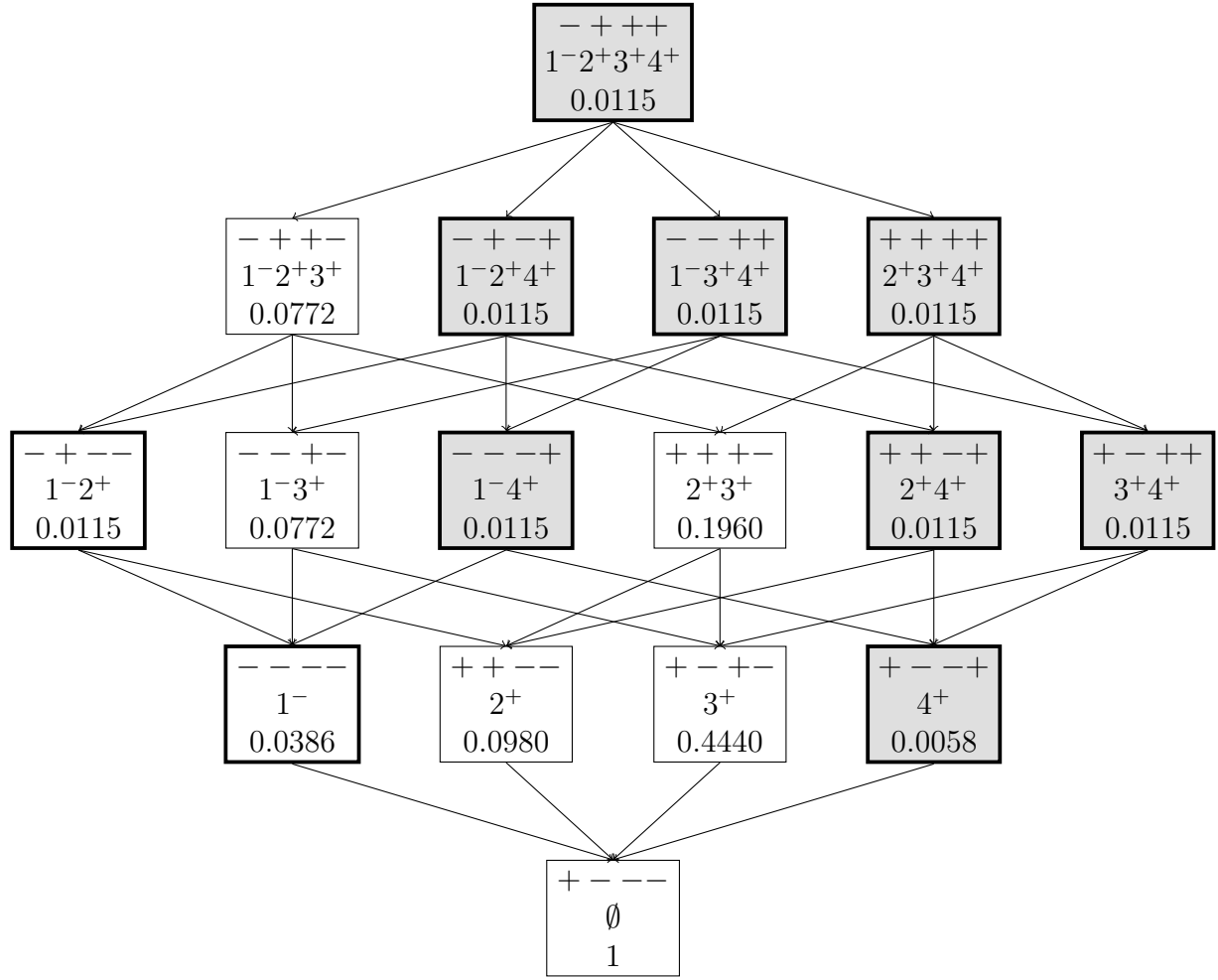


Figure 1: The example from Table 1. Nodes in the graph represent closed testing intersection hypothesis, labeled by their corresponding index set and selected direction (superscript $+$ or $-$); e.g. $1^- 2^+ 3^+$ corresponds to $H_1^- \cap H_2^+ \cap H_3^+$. Below each intersection hypothesis, the corresponding p -value obtained by the adaptive Simes combination test (described in § 4). Above each intersection hypothesis, the corresponding partitioning hypothesis (represented by a sequence of signs); e.g. $- + + -$ corresponds to $H_1^- \cap K_2 \cap K_3 \cap H_4^-$. For the closed testing hypotheses only, arrows represent subset relationships. Hypotheses rejected by the adaptive Simes local test at the 5% level are marked in bold; hypotheses rejected by the closed testing procedure at 5% level are filled in gray.

2 Directional closed testing

Suppose that we have right-tailed p -values p_1, \dots, p_n for the hypotheses H_1^-, \dots, H_n^- , and left-tailed p -values q_1, \dots, q_n for the hypotheses H_1^+, \dots, H_n^+ . Let $p = (p_1, \dots, p_n)$ denote the p -value vector, and $[n]$ the index set $\{1, \dots, n\}$. Our assumptions regarding the p -values are as follows:

(A0) Each p -value is valid, in the sense

$$\forall x \in [0, 1], \quad \sup_{\theta \in H_i^-} \mathbb{P}_\theta(p_i \leq x) \leq x, \quad \sup_{\theta \in H_i^+} \mathbb{P}_\theta(q_i \leq x) \leq x.$$

where the inequality is an equality for $\theta_i = 0$.

(A1) Each p -value is conditionally valid:

$$\begin{aligned} \sup_{\theta \in H_i^-} \mathbb{P}_\theta(2p_i \leq x \mid p_i \leq 1/2) &\leq x \quad \forall x \in [0, 1], \\ \sup_{\theta \in H_i^+} \mathbb{P}_\theta(2q_i \leq x \mid p_i > 1/2) &\leq x \quad \forall x \in [0, 1]. \end{aligned}$$

(A2) p_1, \dots, p_n are mutually independent.

Remark 2.1. *For continuous exponential families (where the p -value is a monotone transformation of the sufficient statistic), the p -values satisfy (A0) as well as uniform validity, i.e., $\forall \theta_i \in H_i^-, \mathbb{P}_{\theta_i}(p_i/\tau \leq x \mid p_i \leq \tau) \leq x \forall 0 \leq x, \tau \leq 1$, cf. Karlin and Rubin (1956); Zhao et al. (2019). We only concentrate on the most natural selection value $\tau = 1/2$, hence assumption (A1) which is slightly more general than uniform validity. We address other values of τ in the § 6. Moreover, for simplicity, we further assume in (A0) that the p -value is uniform when $\theta_i = 0$, but this assumption can be relaxed for discrete distributions, where the adjustment for selection may be $1/\mathbb{P}_0(p_i \leq 1/2)$ instead of 2.*

We are interested in simultaneous inference on the selected family of n directional hypotheses $\{H_i^+ : p_i \leq 1/2\} \cup \{H_i^- : p_i > 1/2\}$. A general way to derive procedures with simultaneous error control is provided by closed testing (Goeman and Solari, 2011; Goeman et al., 2021), introduced by Marcus et al. (1976) for FWER control. We propose the *directional closed testing* procedure, which is the closed testing procedure on the selected one-sided hypotheses:

Procedure 2.1 (Directional closed testing).

Step 1 Select the n one-sided hypotheses for testing: $\widehat{\mathcal{H}} = \{H_i^- : p_i \leq 1/2\} \cup \{H_i^+ : p_i > 1/2\}$. Let $\mathcal{S}^- = \{i : p_i \leq 1/2\}$ and $\mathcal{S}^+ = \{i : p_i > 1/2\}$ be, respectively, the indices for which we test H_i^- and H_i^+ .

Step 2 Apply a level α closed testing procedure on the family of hypotheses $\widehat{\mathcal{H}}$, using the conditional p -values

$$\{2p_i, i \in \mathcal{S}^-\} \cup \{2q_j, j \in \mathcal{S}^+\}.$$

So, the procedure tests all intersection hypotheses:

$$H_{\mathcal{I}} : \left\{ \bigcap_{i \in \mathcal{I} \cap \mathcal{S}^-} H_i^- \right\} \cap \left\{ \bigcap_{i \in \mathcal{I} \cap \mathcal{S}^+} H_i^+ \right\},$$

$\mathcal{I} \subseteq [n]$, where $H_{\mathcal{I}}$ is true if and only if all selected hypotheses with $i \in \mathcal{I}$ are true. Testing $H_{\mathcal{I}}$ at level α is done by the local test

$$\phi_{\mathcal{I}} = \mathbb{1}\{f(\{2p_i, i \in \mathcal{I} \cap \mathcal{S}^-\} \cup \{2q_j, j \in \mathcal{I} \cap \mathcal{S}^+\}) \leq \alpha\} \quad (3)$$

using a combining function $f(\cdot)$.

We denote by \mathcal{S} the vector of signs that we condition on:

$$\mathcal{S} = (\text{sign}(p_1 - 1/2), \dots, \text{sign}(p_n - 1/2)), \quad \text{sign}(p_i - 1/2) = \begin{cases} -1 & \text{if } p_i \leq 1/2, \\ 1 & \text{if } p_i > 1/2. \end{cases}$$

Conditional on the vector of signs $\mathcal{S} \in \{-1, 1\}^n$, the probability of rejecting the intersection hypotheses of the true nulls among the selected is at most α , if we use the local test in (3), since we combine (conditional) p -values that have each a distribution that is at least as large as uniform given \mathcal{S} . We formalize this in the next proposition.

Proposition 2.1. *Let p_1, \dots, p_n fulfil conditions (A1)–(A2), and let θ be the true unknown vector of parameters. So among the n selected for testing in Step 1 of Procedure 2.1, $\mathcal{T}^- = \{i : \theta_i \in H_i^-\} \cap \mathcal{S}^-$ and $\mathcal{T}^+ = \{i : \theta_i \in H_i^+\} \cap \mathcal{S}^+$ are the true left sided and right sided null hypotheses, respectively. $\mathcal{T} = \mathcal{T}^- \cup \mathcal{T}^+$ is the (unknown) index set of the true null hypotheses. Then the test of the intersection of the hypotheses in \mathcal{T} satisfies conditional type I error control:*

$$\sup_{\theta' \in H_{\mathcal{T}}} \mathbb{P}_{\theta'}(\phi_{\mathcal{T}} = 1 \mid \mathcal{S}) \leq \alpha, \quad (4)$$

Proposition 2.1 implies that all the probability statements that hold for the closed testing procedure, will hold conditional on \mathcal{S} for Procedure 2.1. So the conditional guarantees imply the unconditional guarantees, but are stronger since they are conditional.

How does directional closed testing compare with the direct approach of using two-sided p -values in a closed testing procedure? The direct approach with two-sided p -values infers on intersection hypothesis of the form $\cap_{i \in \mathcal{I}} \{\theta_i = 0\}$. The indices of rejected individual hypotheses (i.e., point null hypotheses $\theta_i = 0$) is identical to the set of indices identified using the directional closed testing procedure 2.1. However, using procedure 2.1 it is clear that we can also infer about the signs (as long as each intersection hypothesis is tested with a valid local test), and it is clear how to provide simultaneous confidence bounds on the number of positive and negative parameters of any subset of hypotheses. To the best of our knowledge, these bounds have not been available up to now. More generally, all the guarantees provided by closed testing procedures follow immediately using directional closed testing, while many of these guarantees were unclear with the direct approach using two-sided p -values, due to the worry about type III errors. Moreover, to the best of our knowledge, the specific assumption (A1) – (A2) are more general than the assumptions considered in Shaffer (1980); Bauer et al. (1986); Finner (1999); Guo and Romano (2015) for directional FWER control on individual discoveries. Specifically, conditional validity in (A1) is a weaker condition than assuming the monotone likelihood ratio order.

We conclude this section by showing explicitly how to obtain individual discoveries and confidence bounds on subsets of interest with Procedure 2.1. The closed testing procedure corrects the local tests for multiple testing by

$$\bar{\phi}_{\mathcal{I}} = \min\{\phi_{\mathcal{J}} : \mathcal{J} \supseteq \mathcal{I}\}.$$

Marcus et al. (1976) showed that the adjusted tests $\bar{\phi}_{\mathcal{I}}$ have FWER control, so with Procedure 2.1 we have:

$$\mathbb{P}_{\theta}(\bar{\phi}_{\mathcal{I}} = 0 \text{ for all } \mathcal{I} \subseteq \mathcal{T} \mid \mathcal{S}) \geq 1 - \alpha.$$

Let

$$\mathcal{D}_{\alpha} = \mathcal{D}_{\alpha}^{+} \cup \mathcal{D}_{\alpha}^{-} = \{i \in \mathcal{S}^{-} : \bar{\phi}_i = 1\} \cup \{i \in \mathcal{S}^{+} : \bar{\phi}_i = 1\}$$

be the index set of the discoveries, i.e. the elementary hypotheses rejected by the closed testing procedure at level α . The procedure concludes $\theta_i > 0$ for all $i \in \mathcal{D}_{\alpha}^{+}$ and $\theta_i < 0$ for all $i \in \mathcal{D}_{\alpha}^{-}$ while controlling the conditional FWER at level α .

Let $n^+(\mathcal{I})$ and $n^-(\mathcal{I})$ be the number of parameters θ_i , $i \in \mathcal{I}$ with positive value and negative values, respectively:

$$n^+(\mathcal{I}) = |\{i \in \mathcal{I} : \theta_i > 0\}|, \quad n^-(\mathcal{I}) = |\{i \in \mathcal{I} : \theta_i < 0\}|.$$

For simplicity of notation, we use n^+ and n^- instead of $n^+([n])$ and $n^-([n])$. Goeman and Solari (2011) showed that

$$e_\alpha(\mathcal{I}) = \max(|\mathcal{J}| : \mathcal{J} \subseteq \mathcal{I}, \bar{\phi}_{\mathcal{J}} = 0)$$

provide false discovery control over all \mathcal{I} , so with Procedure 2.1 we have:

$$\mathbb{P}_\theta(|\mathcal{I} \cap \mathcal{T}| \leq e_\alpha(\mathcal{I}) \text{ for all } \mathcal{I} \mid \mathcal{S}) \geq 1 - \alpha. \quad (5)$$

$e_\alpha(\mathcal{I})$ is an upper bound for the false discoveries in \mathcal{I} , for all \mathcal{I} . Let $d_\alpha(\mathcal{I}) = |\mathcal{I}| - e_\alpha(\mathcal{I})$ be the lower bound on true discoveries in \mathcal{I} . From (5) it follows that

$$\left\{ \begin{array}{l} l_\alpha^+(\mathcal{I}) = d_\alpha(\mathcal{I} \cap \mathcal{S}^-) \\ u_\alpha^+(\mathcal{I}) = |\mathcal{I}| - d_\alpha(\mathcal{I} \cap \mathcal{S}^+) \end{array} \right\}, \quad \left\{ \begin{array}{l} l_\alpha^-(\mathcal{I}) = d_\alpha(\mathcal{I} \cap \mathcal{S}^+) \\ u_\alpha^-(\mathcal{I}) = |\mathcal{I}| - d_\alpha(\mathcal{I} \cap \mathcal{S}^-) \end{array} \right\} \quad (6)$$

are such that

$$\mathbb{P}_\theta(l_\alpha^+(\mathcal{I}) \leq n^+(\mathcal{I}) \leq u_\alpha^+(\mathcal{I}), \quad l_\alpha^-(\mathcal{I}) \leq n^-(\mathcal{I}) \leq u_\alpha^-(\mathcal{I}), \text{ for all } \mathcal{I} \mid \mathcal{S}) \geq 1 - \alpha. \quad (7)$$

In particular:

$$\left\{ \begin{array}{l} l_\alpha^+ = d_\alpha(\mathcal{S}^-) \\ u_\alpha^+ = n - d_\alpha(\mathcal{S}^+) \end{array} \right\}, \quad \left\{ \begin{array}{l} l_\alpha^- = d_\alpha(\mathcal{S}^+) \\ u_\alpha^- = n - d_\alpha(\mathcal{S}^-) \end{array} \right\},$$

are the lower and upper bound on n^+ and n^- , the number of parameters $\theta_1, \dots, \theta_n$ with positive value and negative values, and

$$\mathcal{D}_\alpha = \mathcal{D}_\alpha^+ \cup \mathcal{D}_\alpha^- = \{i : l_\alpha^+(i) = u_\alpha^+(i) = 1\} \cup \{i : l_\alpha^-(i) = u_\alpha^-(i) = 1\}.$$

A computational problem remains: computing (6) involves the evaluation of exponentially many tests, which hinders its practical application. For specific combining functions, however, there exist shortcuts to derive the closed testing results in polynomial time.

Our assumption regarding the combining function $f(\cdot)$ is as follows:

(A3) The combining function $f(|\mathcal{I}|; (x)_{i \in \mathcal{I}})$ depends on the size of \mathcal{I} and the vector of p -values $(x)_{i \in \mathcal{I}}$, and it satisfies monotonicity:

$$f(|\mathcal{I}|; (x_1, \dots, x_{|\mathcal{I}|})) \leq f(|\mathcal{I}|; (x'_1, \dots, x'_{|\mathcal{I}|})) \quad (8)$$

for $x_i \leq x'_i$ for all $i = 1, \dots, |\mathcal{I}|$; and symmetry:

$$f(|\mathcal{I}|; (x_1, \dots, x_{|\mathcal{I}|})) = f(|\mathcal{I}|; (x_{j_1}, \dots, x_{j_{|\mathcal{I}|}})) \quad (9)$$

for any permutation $(j_1, \dots, j_{|\mathcal{I}|})$ of $(1, \dots, |\mathcal{I}|)$.

Quadratic time shortcuts for combining functions satisfying (A3) have been developed for FWER control (Dobriban, 2020) and simultaneous FDP control (Goeman and Solari, 2011; Goeman et al., 2019, 2021). Another condition that could reduce computation time is separability (Tian et al., 2021).

3 Adaptive partitioning

If one is interested only in inference on the number of positive parameters, we can provide bounds that are uniformly better than the bounds in (6). The individual hypotheses we consider for providing the (lower and upper) bounds on the number of positive parameters are the n pairs in (2).

We derive $(1 - \alpha)$ confidence bounds $l_\alpha^+(\mathcal{I})$ and $u_\alpha^+(\mathcal{I})$ for $n^+(\mathcal{I})$ that are simultaneous for all \mathcal{I} , i.e.,

$$\mathbb{P}_\theta \left(l_\alpha^+(\mathcal{I}) \leq n^+(\mathcal{I}) \leq u_\alpha^+(\mathcal{I}) \text{ for all } \mathcal{I} \mid \mathcal{S} \right) \geq 1 - \alpha. \quad (10)$$

Remark 3.1. *The conditional guarantee in (10) imply of course the unconditional guarantee. We shall further show that the unconditional coverage is slightly larger than $(1 - \alpha)$, due to the fact that there is positive probability that the realized \mathcal{S} cannot produce an inferential error. This is in contrast with the conditional guarantee in Proposition 2.1, which can reach α when $\theta_i = 0$ for at least one $i \in \{1, \dots, n\}$. This is due to the fact that zero is included in both H_i^+ and H_i^- , so for any realized \mathcal{S} there will be a danger of falsely rejecting the intersection null among the selected, $H_{\mathcal{T}}$.*

We start by considering the case of $n = 2$ parameters in § 3.1. The inference using adaptive partitioning is easy to explain in this case, since all partitions and all the possibilities for the vector of signs \mathcal{S} are easily enumerated. Moreover, we can visualize the power advantage of adaptive partitioning over directional closed testing. Then we proceed to the general case of $n > 2$ parameters in § 3.2.

3.1 Inference for $n = 2$

Figure 2 shows directional closed testing and adaptive partitioning procedures as a function of the selection event (Step 1 of the procedures), for the case $n = 2$. Possible selections of one-sided hypotheses are $\{H_1^-, H_2^-\}$, $\{H_1^-, H_2^+\}$, $\{H_1^+, H_2^-\}$ and $\{H_1^+, H_2^+\}$.

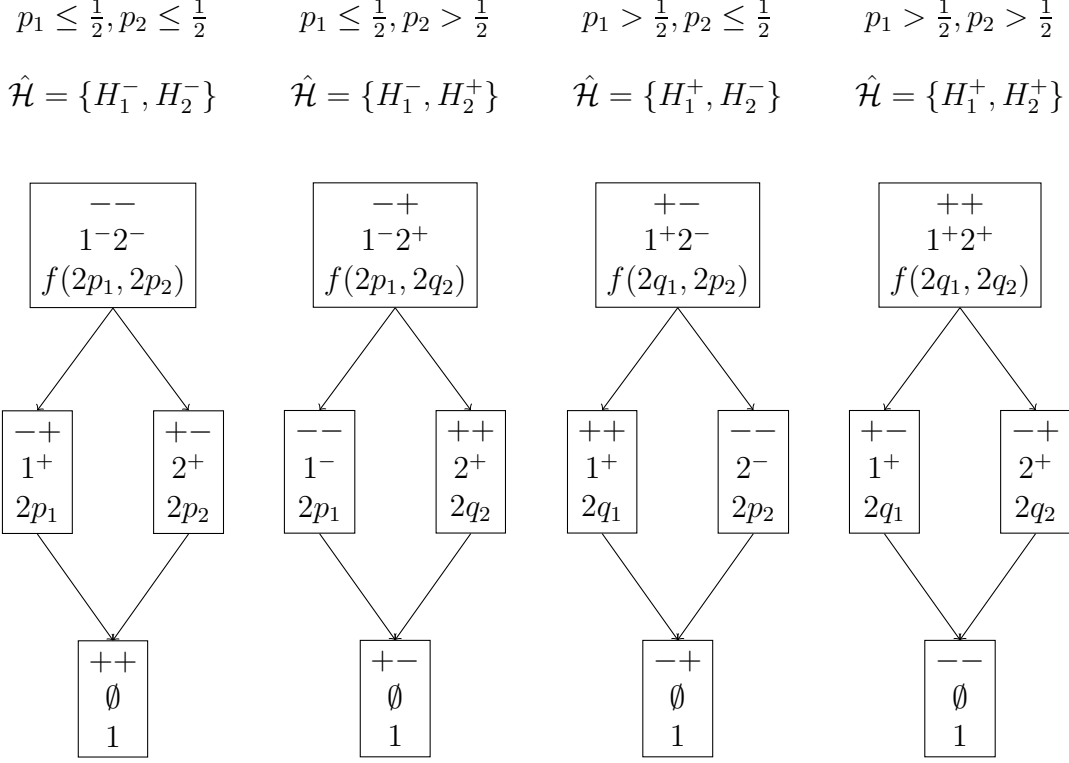


Figure 2: Directional closed testing and adaptive partitioning procedures as a function of the selection event (displayed on top), for the case $n = 2$. Nodes in the graph show the partitioning hypothesis (first row, represented by a sequence of signs; e.g. $-+$ corresponds to $H_1^- \cap K_2$), the closed testing hypothesis (second row, represented by an index set along with the selected direction; e.g. 1^-2^+ corresponds to $H_1^- \cap H_2^+$) and the corresponding p -value (third row). For the closed testing hypotheses only, arrows represent subset relationships.

For example, when $\hat{\mathcal{H}}\{H_1^-, H_2^+\}$ is selected, the closed testing intersection hypothesis $H_1^- \cap H_2^+$ (1^-2^+) and the partitioning hypothesis $H_1^- \cap K_2$ ($-+$) are both tested by the p -value $f(2p_1, 2p_2)$ (e.g., with Fisher's combining function, $f(2p_1, 2p_2) = \mathbb{P}(\chi_4^2 \geq$

$-2(\log(2p_1) + \log(2p_2))$, H_1^- (1^-) and $H_1^- \cap H_2^-$ ($--$) by the p -value $2p_1$; and H_2^+ (2^+) and $K_1 \cap K_2$ ($++$) by the p -value $2p_2$. The partitioning hypothesis $K_1 \cap H_2^-$ ($+-$) is not tested, i.e. the p -value is set to 1. Because $H_1^- \cap H_2^-$ implies both H_1^- and H_2^+ , directional closed testing adjusts the p -values for H_1^- and H_2^+ by $\max(2p_1, f(2p_1, 2p_2))$ and $\max(2p_2, f(2p_1, 2p_2))$, respectively. If e.g. $f(2p_1, 2p_2) > \alpha$ and $p_1 < \alpha/2$, then directional closed testing does not reject any hypothesis; conversely, adaptive partitioning rejects $H_1^- \cap H_2^-$ ($--$), which implies $n^+ \geq 1$. This situation is illustrated in Figure 3 with Fisher's combining function, where the top-left and top-right plots show the areas leading to inference about n^+ with $(1 - \alpha)$ confidence for the directional closed testing and adaptive partitioning, respectively.




Figure 3: Inference for $n = 2$ using Fisher's combining function. Areas leading to inference about n^+ with $(1 - \alpha)$ confidence for the directional closed testing (top-left plot) and the adaptive partitioning (top-right plot with conditional guarantee and bottom-right plot with unconditional guarantee). The gray scale indicates the type of inference. Bottom-left plot: areas leading to the rejection of individual hypotheses. The dot pattern indicates areas in which one hypothesis is rejected at level α ; the north east lines pattern indicates areas in which two hypotheses are rejected at level α . Hypotheses are represented by their indices and directions, e.g. $1^-, 2^+$ corresponds to the hypotheses H_1^- and H_2^+ . Each plot is based on $\alpha = 0.2$.

We see that the area is larger for the adaptive partitioning procedure when $\{p_1 \leq 1/2, p_2 > 1/2\}$ or $\{p_1 > 1/2, p_2 \leq 1/2\}$, i.e. adaptive partitioning is uniformly more powerful than directional closed testing for inference on n^+ . If we are only interested in providing level α unconditional error control, the power gain of adaptive partitioning is even larger, as illustrated in the bottom-right plot of Figure 3. Indeed, we will see in Section 4 that the adaptive partitioning procedure can be carried out at the larger level $\alpha^* = \alpha/(1 - 2^{-n}) = 4\alpha/3$ while providing level α unconditional error control.

Figure 4 shows the power gain of using adaptive partitioning over directional closed testing, in discovering that $n^+ \geq 1$, for a range of parameters. The power gain is substantial, e.g., when $\theta_1 > 0$ and $\theta_2 < 0$ there can be a power gain of 8%. In addition, we see the additional gain we get from using α^* instead of $\alpha = 0.05$.

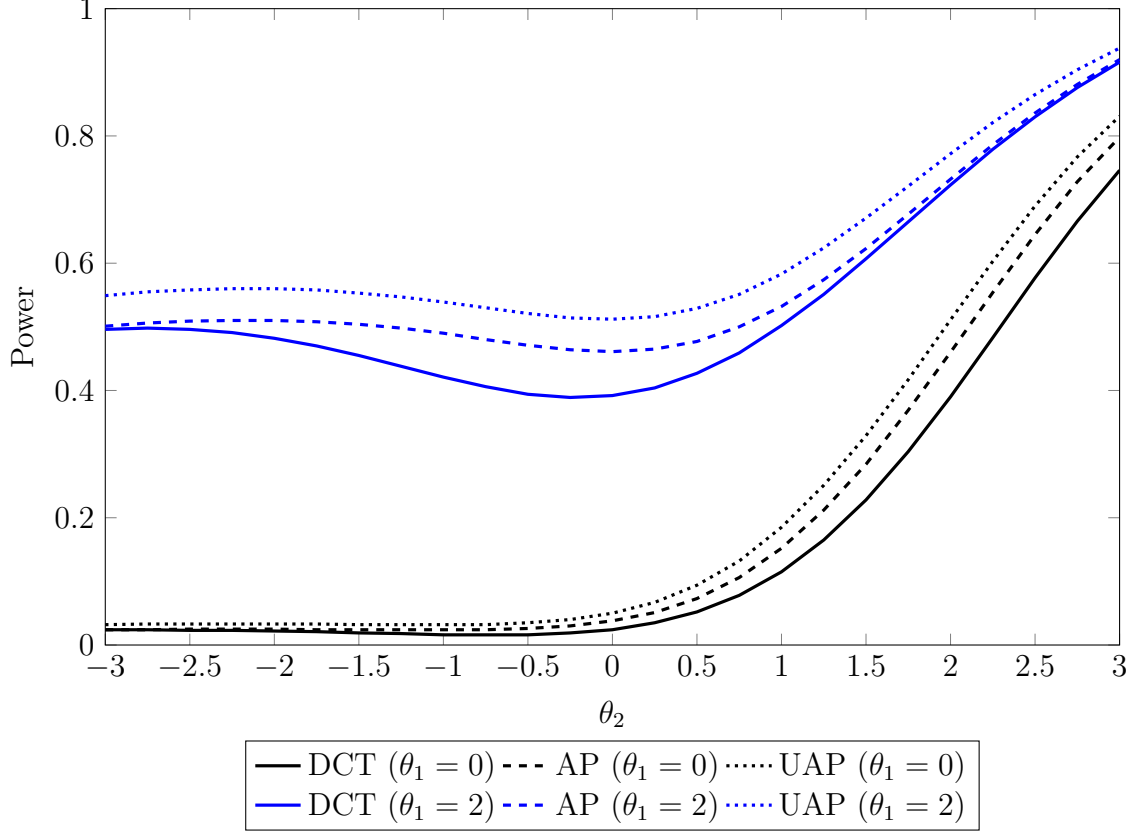


Figure 4: Power to discover that the lower bound for n^+ is at least one with 95% confidence versus θ_2 with: directional closed testing (DCT, solid line); adaptive partitioning (AP, dashed line); the unconditional adaptive partitioning (UAP, dotted line). The test statistics are generated independently from a Gaussian distribution with standard deviation 1 and mean centered at $\theta_1 = 0$ (black curves), $\theta_1 = 2$ (blue curves).

Finally, the bottom-left plot of Figure 3 shows the area leading to the rejection of individual hypotheses for the directional closed testing with Fisher's combining function, which is contained in the area leading to inference about n^+ . Adaptive partitioning has the same rejection region but with H_i^+ replaced by K_i , $i = 1, 2$. Appendix B discusses the two procedures with Simes' combining function for $n = 2$, comparing them to the dFWER controlling procedures of Bauer et al. (1986) and Guo and Romano (2015).

3.2 Simultaneous confidence bounds for $n^+(\mathcal{I})$

We derive simultaneous $(1 - \alpha)$ -confidence bounds $l_\alpha^+(\mathcal{I})$ and $u_\alpha^+(\mathcal{I})$ for $n^+(\mathcal{I})$ by using the partitioning principle (Stefansson et al., 1988; Finner and Strassburger, 2002; Finner et al., 2021). The main idea is to partition the parameter space Θ into disjoint subspaces: consider the 2^n orthants

$$\Theta_{\mathcal{K}} = \{\theta \in \Theta : \theta_i > 0 \text{ for all } i \in \mathcal{K}, \theta_j \leq 0 \text{ for all } j \notin \mathcal{K}\}$$

for all \mathcal{K} , so that exactly one $\Theta_{\mathcal{K}}$ contains the true parameter θ .

Each orthant $\Theta_{\mathcal{K}}$ has a corresponding null hypothesis $J_{\mathcal{K}} : \theta \in \Theta_{\mathcal{K}}$ that the orthant includes the true parameter. This hypothesis is true if and only if all K_i , $i \in \mathcal{K}$ are true and all H_j^- , $j \notin \mathcal{K}$ are true:

$$J_{\mathcal{K}} : \left\{ \bigcap_{i \in \mathcal{K}} K_i \right\} \cap \left\{ \bigcap_{i \notin \mathcal{K}} H_i^- \right\}.$$

Suppose that for every \mathcal{K} there is a partitioning local test $\psi_{\mathcal{K}}$ taking values in $\{0, 1\}$, with 1 indicating the rejection of $J_{\mathcal{K}}$ at level α . The hypotheses $J_{\mathcal{K}}$ are all disjoint, and only one of them is true. Assume that $\psi_{\mathcal{K}}$ is a valid statistical test for the true $J_{\mathcal{K}}$, i.e. $\sup_{\theta \in \Theta_{\mathcal{K}}} \mathbb{P}_{\theta}(\psi_{\mathcal{K}} = 1) \leq \alpha$.

Consider the hypothesis $J_v(\mathcal{I}) : n^+(\mathcal{I}) = v$, which can be equivalently expressed as $J_v(\mathcal{I}) : \bigcup_{\mathcal{K}: |\mathcal{K} \cap \mathcal{I}| = v} J_{\mathcal{K}}$. Then $J_v(\mathcal{I})$ is rejected if and only if all $J_{\mathcal{K}}$ with $|\mathcal{K} \cap \mathcal{I}| = v$ are rejected, and denote by

$$\psi_v(\mathcal{I}) = \min\{\psi_{\mathcal{K}} : \mathcal{K} \subseteq [n] : |\mathcal{K} \cap \mathcal{I}| = v\} \quad (11)$$

the statistical test for $J_v(\mathcal{I})$. The collection of values v for which we failed to reject $J_v(\mathcal{I})$ at level α :

$$\mathcal{N}^+(\mathcal{I})_{\alpha} = \{v \in \{0, \dots, |\mathcal{I}|\} : \psi_v(\mathcal{I}) = 0\},$$

constitutes a $(1 - \alpha)$ confidence set for $n^+(\mathcal{I})$.

Proposition 3.1. $\mathbb{P}_{\theta}(n^+(\mathcal{I}) \in \mathcal{N}^+(\mathcal{I})_{\alpha}) \geq 1 - \alpha$ for all $\mathcal{I} \geq 1 - \alpha$ for any $\theta \in \Theta$. Furthermore, the lower and upper bounds given by

$$l_{\alpha}^+(\mathcal{I}) = \min(\mathcal{N}^+(\mathcal{I})_{\alpha}), \quad u_{\alpha}^+(\mathcal{I}) = \max(\mathcal{N}^+(\mathcal{I})_{\alpha}) \quad (12)$$

satisfy

$$\mathbb{P}_{\theta} \left(l_{\alpha}^+(\mathcal{I}) \leq n^+(\mathcal{I}) \leq u_{\alpha}^+(\mathcal{I}) \text{ for all } \mathcal{I} \right) \geq 1 - \alpha.$$

However, the computational problem remains: direct application of (11) takes exponential time. We propose a procedure that apply to a combining function $f(\cdot)$ satisfying condition (A3) and that can be computed in polynomial time.

Procedure 3.1 (Adaptive partitioning).

Step 1 Apply Step 1 of procedure 2.1

Step 2 Apply Algorithm 1 to obtain the bounds $l_\alpha^+(\mathcal{I})$ and $u_\alpha^+(\mathcal{I})$ for $n^+(\mathcal{I})$ for one or several $\mathcal{I} \subseteq [n]$ of your choice. Algorithm 1 performs a level α partitioning procedure testing $J_{\mathcal{K}}$ by the test for the larger intersection hypothesis with indices in $\{\mathcal{K}^c \cap \mathcal{S}^-\} \cup \{\mathcal{K} \cap \mathcal{S}^+\}$:

$$\begin{aligned} \psi_{\mathcal{K}} &= \phi_{\{\mathcal{K}^c \cap \mathcal{S}^-\} \cup \{\mathcal{K} \cap \mathcal{S}^+\}} \\ &= \mathbf{1}\{f(\{2p_i, i \in \mathcal{K}^c \cap \mathcal{S}^-\} \cup \{2q_j, j \in \mathcal{K} \cap \mathcal{S}^+\}) \leq \alpha\}. \end{aligned} \tag{13}$$

Algorithm 1: Shortcut for computing the confidence bounds $l_\alpha^+(\mathcal{I})$ and $u_\alpha^+(\mathcal{I})$

Input : right-tailed p -values p_1, \dots, p_n ; combining function $f(\cdot)$; subset $\mathcal{I} \subset [n]$; level α

Output : Confidence bounds $l_\alpha^+(\mathcal{I})$ and $u_\alpha^+(\mathcal{I})$, p -values $f_v(\mathcal{I})$ for $J_v(\mathcal{I}) : n^+(\mathcal{I}) = v$, for $v = 0, \dots, |\mathcal{I}|$

Initialize:

$\mathcal{S}^- = \{i \in [n] : p_i \leq 1/2\}$, $|\mathcal{S}^-| = s$, $f_s(\mathcal{I}) = 0$;

$\mathbf{a} = (a_1, \dots, a_{|\mathcal{S}^- \cap \mathcal{I}|})$ with $a_1 \geq \dots \geq a_{|\mathcal{S}^- \cap \mathcal{I}|}$ sorted values of $\{2p_i : i \in \mathcal{S}^- \cap \mathcal{I}\}$;

$\mathbf{b} = (b_1, \dots, b_{|\mathcal{S}^- \cap \mathcal{I}^c|})$ with $b_1 \geq \dots \geq b_{|\mathcal{S}^- \cap \mathcal{I}^c|}$ sorted values of $\{2p_i : i \in \mathcal{S}^- \cap \mathcal{I}^c\}$;

$\mathbf{c} = (c_1, \dots, c_{|\mathcal{S}^+ \cap \mathcal{I}|})$ with $c_1 \geq \dots \geq c_{|\mathcal{S}^+ \cap \mathcal{I}|}$ sorted values of $\{2q_i : i \in \mathcal{S}^+ \cap \mathcal{I}\}$;

$\mathbf{d} = (d_1, \dots, d_{|\mathcal{S}^+ \cap \mathcal{I}^c|})$ with $d_1 \geq \dots \geq d_{|\mathcal{S}^+ \cap \mathcal{I}^c|}$ sorted values of $\{2q_i : i \in \mathcal{S}^+ \cap \mathcal{I}^c\}$;

```

1 for  $v \leftarrow 0$  to  $|\mathcal{I}|$  do
2   for  $u \leftarrow 0$  to  $|\mathcal{I}^c|$  do
3     for  $k \leftarrow \max(0, v - |\mathcal{S}^- \cap \mathcal{I}|)$  to  $\min(v, |\mathcal{S}^+ \cap \mathcal{I}|)$  do
4       for  $j \leftarrow \max(0, u - |\mathcal{S}^- \cap \mathcal{I}^c|)$  to  $\min(u, |\mathcal{S}^+ \cap \mathcal{I}^c|)$  do
5          $f_{k,j} = f(\{a_1, \dots, a_{k-v+|\mathcal{S}^- \cap \mathcal{I}|}\} \cup \{b_1, \dots, b_{j-u+|\mathcal{S}^- \cap \mathcal{I}^c|}\} \cup \{c_1, \dots, c_k\} \cup \{d_1, \dots, d_j\})$  ;
6       end
7     end
8      $f_{v,u}(\mathcal{I}) \leftarrow \max\{f_{k,j}\}$  ;
9   end
10   $f_v(\mathcal{I}) = \max\{f_{v,u}(\mathcal{I}), u = 0, \dots, |\mathcal{I}^c|\}$  ;
11 end
12  $l_\alpha^+(\mathcal{I}) \leftarrow \min(v \in \{0, \dots, s\} : f_v(\mathcal{I}) > \alpha)$  ;
13  $u_\alpha^+(\mathcal{I}) \leftarrow \max(v \in \{s, \dots, |\mathcal{I}|\} : f_v(\mathcal{I}) > \alpha)$  ;
14 return  $l_\alpha^+(\mathcal{I}), u_\alpha^+(\mathcal{I}), f_0(\mathcal{I}), \dots, f_{|\mathcal{I}|}(\mathcal{I})$  ;

```

The following proposition asserts that Procedure 3.1 guarantees conditional coverage and it also improves upon the directional closed testing Procedure 2.1.

Proposition 3.2. *Let p_1, \dots, p_n fulfil conditions (A1) – (A2), and the combining function $f(\cdot)$ fulfils condition (A3). Then Procedure 3.1 returns the bounds $l_\alpha^+(\mathcal{I})$ and $u_\alpha^+(\mathcal{I})$ for $n^+(\mathcal{I})$ with at most $O(|\mathcal{I}|^2 \cdot \max(1, |\mathcal{I}^c|^2))$ computation. The bounds satisfy the conditional coverage guarantee in (12) and are at least as good as those obtained by the directional closed testing Procedure 2.1. Furthermore, the unconditional coverage guarantee is*

$$\mathbb{P}_\theta \left(l_\alpha^+(\mathcal{I}) \leq n^+(\mathcal{I}) \leq u_\alpha^+(\mathcal{I}) \text{ for all } \mathcal{I} \right) \geq 1 - (1 - 2^{-n})\alpha > 1 - \alpha. \quad (14)$$

Remark 3.2. For inference on n^+ only, in Appendix C we derive $(1 - \alpha)$ confidence bounds for n^+ , i.e., a lower bound l_α^+ and an upper bound u_α^+ such that

$$\mathbb{P}_\theta \left(l_\alpha^+ \leq n^+ \leq u_\alpha^+ \mid \mathcal{S} \right) \geq 1 - \alpha. \quad (15)$$

These bounds may be tighter for n^+ , than taking $\mathcal{I} = [n]$ in procedure 3.1, but there is no follow-up identification. Interestingly, the gap between these bounds and the bounds for $\mathcal{I} = [n]$ in the adaptive partitioning procedure 3.1 is minimal. This finding is based on a wide range of data generations examined (omitted for brevity), including the ones detailed in § 4. Since we are also concerned with follow-up identification and the cost of further inferences is minimal, we suggest using Procedure 3.1 in order to find the bounds for n^+ and identify positive and non-positive parameters. Nevertheless, procedure C.1 should be used if interest is only in bounds for n^+ , since it is computationally much simpler and the bounds are at least as tight as with $\mathcal{I} = [n]$ in procedure 3.1. See Proposition D.1 in the Appendix.

Remark 3.3. Theorem 2 in Goeman et al. (2021) shows that closed testing and partitioning are equivalent principles, which are also equivalent to sequential rejection (Goeman and Solari, 2010). We employed the closed testing principle in procedure 2.1 and the partitioning principle in procedure 3.1 simply because they seemed the more natural formulations.

4 Simulations

We carry out simulation studies in order to evaluate the performance of our suggested methods. Our main focus is on the evaluation of two procedures: the directional closed testing (DCT) procedure 2.1 and the adaptive partitioning (AP) procedure 3.1. Proposition 3.2 states that AP is uniformly better than DCT, but the scientific discovery is slightly weaker: inference is only on the positive and nonpositive parameters, rather than on the positive and negative parameters. Therefore, our primary aim is to quantify the potential gain in terms of tighter bounds and better identification using AP versus DCT. We shall use two representative combining methods for this purpose: Fisher, which is a sum-based method, and Simes, which is quantile based. Sum based tests, such as Fisher, are better than Simes for the bounds on n^+ when more than a single parameter is positive or negative, but are worse for identification. This finding is demonstrated in our simulations but is also expected based on previous work (see, e.g., Benjamini and Heller 2008; Heard and Rubin-Delanchy 2018 and references within).

For adaptive partitioning, we shall further consider the adaptive likelihood ratio test (ALRT, Al Mohamad et al. 2020), which is a sum based test for normal test statistics, and the adaptive Simes (Bogomolov, 2021) combination test statistic. We pause to motivate and introduce adaptive Simes, which is superior to Simes for the bounds as well as for identification in our simulations. The Simes combining method is essentially based on a single quantile, and thus does not take full advantage of the pooled evidence when the number of positive (or negative) parameters is large. Bogomolov (2021) suggested the adaptive Simes combination test, which uses the following combination function:

$$f_{\text{adaptive Simes}}(x_{(1)}, \dots, x_{(d)}) = \min_{1 \leq i \leq d} \left\{ \frac{2(\sum_{i=1}^d \mathbb{1}(x_i > 0.5) + 1)}{i} x_{(i)} \right\},$$

where in our setting $x_{(1)} \leq \dots \leq x_{(d)}$ are the ordered conditional p -values within the selected set for the conditional approach. The adaptive Simes p -value may be much smaller than Simes, except in the case where the intersection is only of two hypotheses. Therefore, it makes sense to switch to the Simes combining method in that case. So we shall denote by adaptive Simes the following combining function to be used in Procedure 3.1:

$$f(x_{(1)}, \dots, x_{(d)}) = \begin{cases} f_{\text{adaptive Simes}}(x_{(1)}, \dots, x_{(d)}) & \text{if } d > 2, \\ \min_{1 \leq i \leq d} \left\{ \frac{d}{i} x_{(i)} \right\} & \text{otherwise.} \end{cases}$$

We compare our procedures to the FWER and FDR controlling procedures in Guo and Romano (Guo and Romano, 2015). These procedures aim to identify the positive and nonpositive parameters. The FWER controlling procedure is a good competitor for identification, but we expect it to do poorly for the bounds. The FDR controlling procedure is less relevant for identification, since it targets a more lenient error guarantee (i.e., the FDR), whereas all other methods control the FWER. However, we included it since it is interesting that for the bounds it is not necessarily better, even though there is no confidence guarantee.

Our data generation is as follows. For a total of $n = 50$ parameters, there are $n^+ \in \{0, \dots, n/2\}$ positive parameters and n^+ negative parameters (we exclude simulations with a different ratio of the number of positive and negative parameters, since the qualitative conclusions remain unchanged). The remaining parameters are zero. The test statistics are generated independently from a Gaussian distribution with standard deviation one and mean centered at the parameter value, $\hat{\theta}_i \sim N(\theta_i, 1)$. The right sided p -values are $p_i = 1 - \Phi(\hat{\theta}_i)$, $i = 1, \dots, n$. Our analysis is based on $B = 2000$ data generations, and $\alpha = 0.05$.

Figure 5 provides the average length of the bounds and the number of parameters discovered for the settings considered. Our key findings are the following. First, adaptive partitioning provides much tighter bounds than directional closest testing, with barely any difference in the number of discoveries.

Second, the sum-based tests are better for the bounds than the quantile based tests and than the FWER controlling procedure in Guo and Romano (2015). They are also much better than the FDR controlling procedure in Guo and Romano (2015) in the data generation with fairly weak signal (in row 1 of Figure 5).

Third, the adaptive Simes method dominates Simes in the adaptive partitioning procedure, and is competitive with the FWER controlling procedure in Guo and Romano (2015) for identification. It (as well as Simes) is also much better than the sum-based tests for identification. From the simulations, we can support the following general guidance: adaptive Simes is a good choice if identification is important in addition to the bounds, or if it is expected that the fraction of parameters far enough from zero is small. Otherwise it is best to use a sum based combining method, such as Fisher or the ALRT.

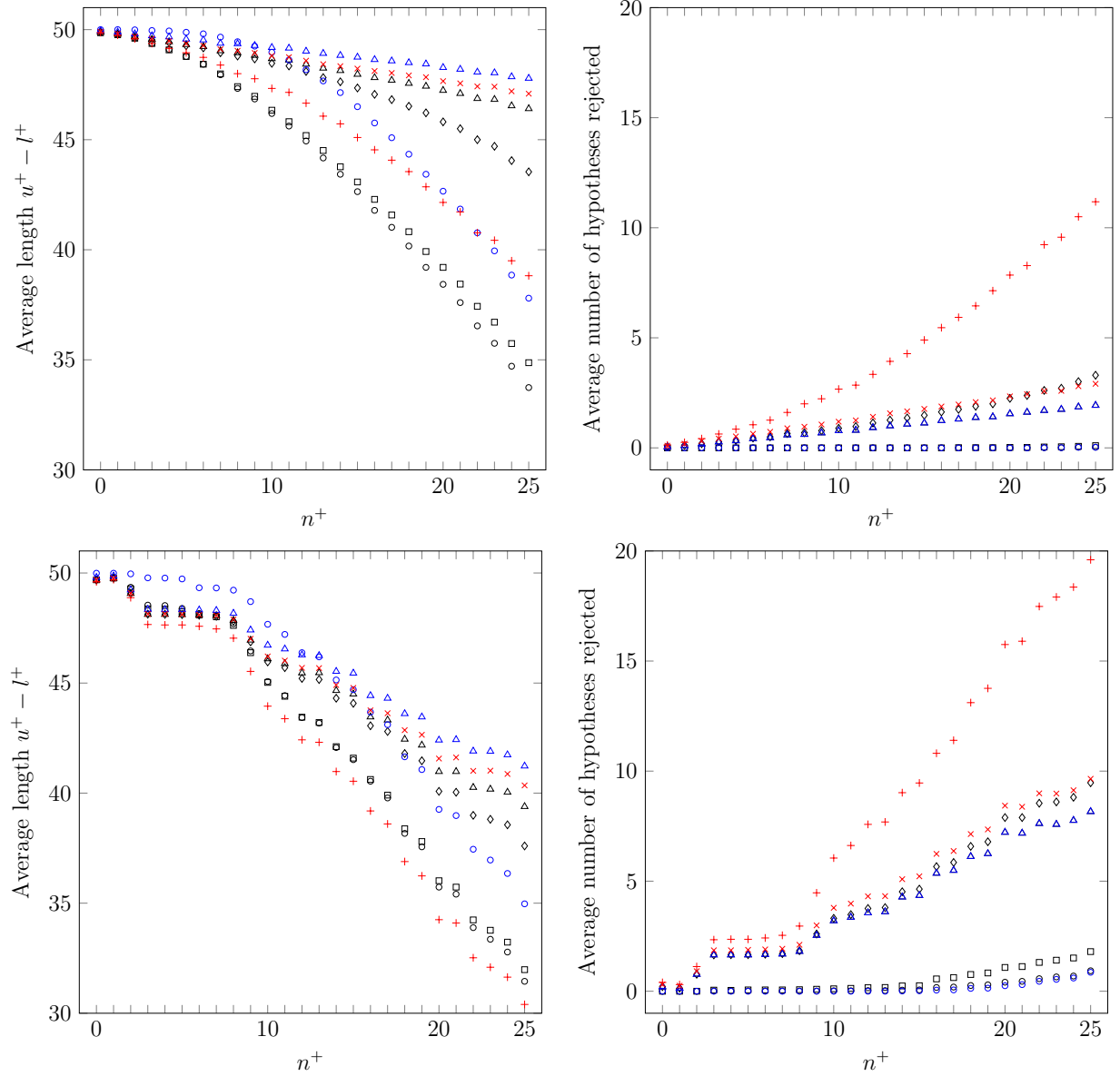


Figure 5: The average length (left column) and number of individual hypotheses rejected (right column), versus n^+ , for the following methods: the partitioning algorithm with combining functions Fisher (black circles), ALRT (black square), Simes (black triangle), adaptive Simes (black diamond); the CT procedure 2.1 with combining functions Fisher (blue circles), and Simes (blue triangle); the Guo-Romano procedure for FWER control (red x's) and for FDR control (red pluses). The rows differ by the θ configuration: $\theta_i = 1.5, i = 1, \dots, n^+$, $\theta_i = -1.5, i = n^+ + 1, \dots, 2n^+$, $\theta_i = 0, i = 2n^+ + 1, \dots, n$ in row 1; the nonzero θ_i 's are generated independently from the absolute value of $\sim N(0, 2)$ in row 2. In the right column, the absence of black circles and triangles is due to the fact that they coincide with their blue counterparts.

5 Applications

5.1 Enhancing meta-analysis

The first step in a meta-analysis is often the computation of a global null p -value, which communicates the strength of the evidence against the null hypothesis of no association in any of the studies. Rejecting the global null does not rule out the possibility that this is due to a non-zero association only in a single study (e.g., due to the particulars of the cohort in that study, or due to bias). Therefore, it is of interest provide tight lower and upper bounds on the number of studies with, e.g., a positive effect. A lower bound greater than one is related to the replicability goal of establishing that the effect is present in at least r ($r \geq 2$) of n studies (see Bogomolov and Heller 2022 and references within). An upper bound smaller than n conveys the limit on replicability or the specificity of the association to a subset of studies. Moreover, for non-trivial bounds it is natural also to try to identify the studies where there is an association. Directional closed testing should be used for this purpose if inference on positive and negative associations are desired. Adaptive partitioning should be used if it is enough to infer on n^+ , and to identify positive and non-positive associations (e.g., when studying an intervention effect, identify studies where the intervention is beneficial and studies where the intervention has no effect or may be harmful). Since in a typical meta-analysis the studies are independent and the test statistic in each study is approximately normal, the required conditions (A0) – (A2) are satisfied.

For a concrete example, we consider the data of Cooper et al. (2003), made public by Konstantopoulos (2011), where the effect of a modified school calendar (with more frequent but shorter breaks) on student achievement is examined. The meta-analysis uses studies of $n = 56$ schools in 11 districts. The experimental design is a two-group comparison (modified calendar vs traditional calendar) which involves computing the standardized mean difference $X_i \sim N(\theta_i, 1)$, where $\theta_i > 0$ indicates a positive effects, i.e. a higher level of achievement in the group following the modified school calendar. Zhao et al. (2019) showed that there is evidence of a qualitative interaction at the 5% level, i.e., that the effect of the modified school calendar on student achievement is positive in at least one study, and negative in at least one study.

We re-analyze the data by providing the lower and upper bounds on the number of studies with positive/negative effect in all schools (Table 2), and in the (data-driven) top k schools (Figure 6). Directional closed testing makes the same number of individual discoveries as adaptive partitioning, but the upper bound on n^+ is the trivial bound of

56. With adaptive partitioning the bounds are much more informative: using Fisher’s combining method, the 95% confidence bound for n^+ is 10 to 53, and we have four individual discoveries; using Adaptive Simes, the 95% confidence bound for n^+ is 8 to 54, and we have eight individual discoveries. Using the procedure of Guo and Romano (2015) which is targeted for dFWER control, the 95% confidence bound for n^+ is 8 to 55, with nine individual discoveries.

Figure 6 shows simultaneous 95% confidence intervals for the top k schools: for example, within the top 38 schools, we have at least 9 positive effects and at least 1 non-positive effect, or within the top 51 schools, we have at least 10 positive effects and at least 2 non-positive effect, etc.

Local test	Procedure	n^+			n^-		
		l^+	u^+	$ \mathcal{D}^+ $	l^-	u^-	$ \mathcal{D}^- $
Fisher	DCT	9	56	4	0	47	0
	AP	10	53	4	3	46	0
Simes	DCT	8	56	8	0	48	0
	AP	8	55	8	1	48	0
Adaptive Simes	AP	8	54	8	2	48	0
ALRT	AP	11	53	5	3	45	0
Guo and Romano (2015)		8	55	8	1	48	1

Table 2: The effect of modified school calendars on student achievement: intervals for n^+ and n^- and corresponding number of discoveries $|\mathcal{D}^+|$ and $|\mathcal{D}^-|$, for different combining methods and procedures, with 95% confidence. DCT and AP are directional closed testing and adaptive partitioning procedures 2.1 and 3.1, respectively.

n^- is the number of negative parameters for DCT and non-positive parameters for AP and Guo and Romano (2015); $|\mathcal{D}^-|$ is the number of discoveries of negative parameters for DCT and non-positive parameters for AP and Guo and Romano (2015).

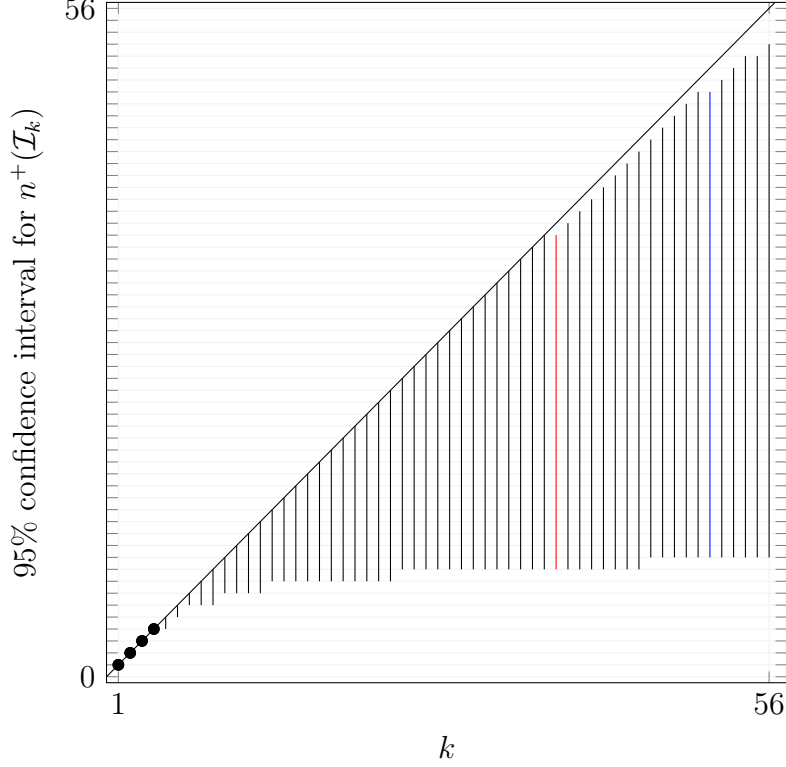


Figure 6: Simultaneous 95% confidence intervals for $n^+(\mathcal{I}_k)$ with Fisher’s combining function, where \mathcal{I}_k are the indexes of the top $k = |\mathcal{I}_k|$ schools with largest (in absolute value) effects. For example, within the top 38 schools, we have at least 9 positive effects and at least 1 non-positive effect (red interval); or within the top 51 schools, we have at least 10 positive effects and at least 2 non-positive effect (blue interval).

5.2 Testing for qualitative interactions with follow-up inference

If testing for mixed signs of the parameter vector θ is of primary concern, the approach described in § 5.1 can be adjusted so that directional closed is applied only if the hypothesis of no qualitative interaction (i.e., no positive and negative parameters in θ) is rejected. Several tests have been developed in the literature (Gail and Simon, 1985; Zelterman, 1990; Piantadosi and Gail, 1993; Ciminera et al., 1993; Pan and Wolfe, 1997; Silvapulle, 2001; Li and Chan, 2006; Zhao et al., 2019; Hudson and Shojaie, 2020) for testing the null hy-

pothesis of no qualitative interaction:

$$H_0 : \left\{ \bigcap_{i=1}^n H_i^- \right\} \cup \left\{ \bigcap_{i=1}^n H_i^+ \right\}.$$

Gail and Simon (1985) analyzed the data discussed in Section 1.1 to see whether they could demonstrate a qualitative interaction at the $\alpha = 5\%$ level. However, the likelihood ratio test proposed by Gail and Simon (1985) results in a p -value of 0.0877.

Zhao et al. (2019), when their selection threshold $\tau = 1/2$, uses the p -value of H_{S^-} to test $\bigcap_{i=1}^n H_i^-$ and the p -value of H_{S^+} to test $\bigcap_{i=1}^n H_i^+$, which are valid tests since $H_{S^-} \supseteq \bigcap_{i=1}^n H_i^-$ and $H_{S^+} \supseteq \bigcap_{i=1}^n H_i^+$. So the p -value for H_0 is the larger of $p^{1/n} = f(\{2p_i, i \in S^-\})$ (the p -value for testing $\bigcap_{i=1}^n H_i^-$) and $q^{1/n} = f(\{2q_i, i \in S^+\})$ (the p -value for testing $\bigcap_{i=1}^n H_i^+$).

We see from Figure 1 that this approach gives a p -value of $\max(0.0386, 0.0115) = 0.0386$ with the adaptive Simes combination test. (With Fisher, Simes and ALRT combination tests we obtain the same result: $p^{1/4} = 2p_1 = 0.0386$ and $q^{1/4} = f(2q_2, 2q_3, 2q_4) = 0.0110, 0.0173$ and 0.0120 respectively).

We propose the following closed testing procedure tailored for qualitative interactions: start with Zhao et al. (2019) global test for H_0 and, if rejected, continue with the directional closed testing procedure.

Procedure 5.1 (Closed testing for qualitative interactions).

Step 1 Apply Step 1 of procedure 2.1

Step 2 Apply a level α closed testing procedure on the family of hypotheses $\hat{\mathcal{H}}$. Testing $H_{\mathcal{I}}$ at level α is done by the local test

$$\phi_{\mathcal{I}} = \begin{cases} \mathbb{1}\{\max\{f(\{2p_i, i \in S^-\}), f(\{2q_i, i \in S^+\})\} \leq \alpha\} & \text{if } \mathcal{I} \supseteq S^- \text{ or } \mathcal{I} \supseteq S^+ \\ \mathbb{1}\{f(\{2p_i, i \in \mathcal{I} \cap S^-\}) \cup \{2q_j, j \in \mathcal{I} \cap S^+\}) \leq \alpha\} & \text{otherwise} \end{cases}$$

From Figure 1 we see that at level 5% procedure 5.1 rejects all hypotheses but $H_2^+ \cap H_3^+$, H_2^+ and H_3^+ , giving $1 \leq n^+ \leq 3$, $1 \leq n^- \leq 3$ and $\theta_1 > 0$, $\theta_4 < 0$. This result improves the one obtained by the directional closed testing procedure 2.1 ($1 \leq n^- \leq 4$ and $\theta_4 < 0$). However, with the closed testing for qualitative interactions procedure 5.1, rejecting H_0 is crucial: if H_0 is not rejected, the closed testing procedure 5.1 does not reject any intersection hypothesis. For instance, at $\alpha = 2.5\%$, procedure 2.1 gives the same conclusions as at $\alpha = 5\%$, while procedure 5.1 is uninformative since no rejections are made. On the other hand, if H_0 is rejected, then the lower bounds for n^+ and n^- are both informative.

6 Concluding remarks

In Procedure 2.1, the selection Step 1 has a cost of inflating the p -values by a factor of 2. It is a reasonable cost, since it is no worse than the cost of 2-sided testing. It is possible to consider more generally the selection of $\{H_i^+ : p_i \leq \tau\} \cup \{H_i^- : p_i > \tau\}$ for a $\tau \in (0, 1)$. Such a selection step will inflate the right-sided p -value by $1/\tau$, and the left-sided p -value by $1/(1 - \tau)$. It may be useful when it is more important to detect one direction over another, and the inferential tools can easily be adjusted for independent p -values.

Each parameter may be accompanied by its own predefined selection threshold $\tau_i, i = 1, \dots, n$. In particular, if it is a-priori known for a parameter that only the right-sided alternative is of interest, set $\tau_i = 1$. Similarly, set $\tau_i = 0$ if it is a-priori known for the parameter that only the left-sided alternative is of interest. The selection step is thus more general, and the following step of directional closed testing or adaptive procedures is carried as described, using the conditional p -values $\{p_i/\tau_i : p_i \leq \tau_i\} \cup \{q_i/(1 - \tau_i) : p_i > \tau_i\}$. Importantly, the same computational shortcuts are carried out on these conditional p -values for the desired inference.

An open problem is how to deal with dependent p -values. Adjusting for the selection event \mathcal{S} by conditioning may incur an inflation factor much greater than 2 (or more generally $1/\tau$). For example, using the polyhedral lemma and the data carving methods of Fithian et al. (2017). Currently, it is unclear to us whether using conditional p -values is useful in settings where the p -values are not independent.

The conditional $(1 - \alpha)$ confidence bounds for n^+ and $n^+(\mathcal{I})$ have an unconditional $1 - \alpha(1 - 2^{-n})$ confidence guarantee. Therefore, adaptive partitioning can be carried out at level $\alpha^* = \alpha/(1 - 2^{-n})$ if the conditional guarantee is not necessary. Using α^* falls within the framework of the holistic approach of Goeman and Solari (2022), that view selection and conditioning as means for useful inferences with unconditional error guarantees. Interestingly, our directional closed testing procedure provides a conditional error control that can be equal to the unconditional control if $\theta_i = 0$. It is interesting to consider in our setting what can be gained from having a conditional versus an unconditional guarantee, and what are the implications when the conditional and unconditional guarantee coincide.

As mentioned in Remark 3.2, if only n^+ is of interest, $(1 - \alpha)$ confidence bounds can be achieved with the simpler and (slightly) more powerful procedure than adaptive partitioning described in Appendix C. The procedure is in line with all other procedures suggested in this paper, in that the local tests are conditional on the vector of signs \mathcal{S} . In Jaljuli et al. (2022); Solari and Goeman (2021) suggested combining $\alpha/2$ one-sided bounds, that were computed with more general local tests of intersection hypotheses. For most data gen-

erations encountered in practice, we argue in Appendix C.1, that combining α one-sided bounds is enough (this is provably so for the conditional procedure, see Proposition C.1). In our numerical experiments (omitted for brevity), we see that the tightest bounds are provided with our conditional approach if there are several positive and several negative parameters, but with the unconditional approach if all parameters are non-positive or non-negative. Deriving a data driven approach that adapts to the choice of conditional versus unconditional bounds for n^+ is left for future work.

This work concentrated on simultaneous inference. For large scale testing, however, a popular error for identification is the false discovery rate (FDR). Overall bounds can be calculated from the FDR controlling procedure by counting the number of discoveries in each direction. Of course, there is no $(1 - \alpha)$ confidence guarantee on the overall bounds, but for large problems knowing that it is based on an FDR guarantee may be enough for some purposes. However, it is interesting to note that the bounds can be smaller than with our proposed approach, which provides the desired coverage guarantee. Specifically, we considered the FDR controlling procedure in Guo and Romano (2015). They showed that for independent p -values (if $U(0, 1) \leq_{rh} p_i$ for null p -values, where \leq_{rh} is the reverse hazard rate order), when considering the family $\{H_i^-, K_i : i = 1, \dots, n\}$, it is enough to apply the Benjamini Hochberg procedure (Benjamini and Hochberg, 1995) on the set of smallest one-sided p -values. Bounds on n^+ can be calculated from the FDR controlling procedure of Guo and Romano (2015) by counting the number of positive and nonpositive discoveries. These bounds tended to be wider than with our approach when the signal is weak.

References

- Al Mohamad, D., Van Zwet, E. W., Cator, E., and Goeman, J. J. (2020). Adaptive critical value for constrained likelihood ratio testing. *Biometrika*, 107(3):677–688.
- Bauer, P., Hackl, P., Hommel, G., and Sonnemann, E. (1986). Multiple testing of pairs of one-sided hypotheses. *Metrika*, 33(1):121–127.
- Benjamini, Y. and Heller, R. (2008). Screening for partial conjunction hypotheses. *Biometrics*, 64(4):1215–1222.
- Benjamini, Y., Heller, R., and Daniel, Y. (2009). Selective inference in complex research. *Journal of the royal statistical society, series A*, 367(1906):4255–4271.

- Benjamini, Y. and Hochberg, Y. (1995). Controlling the false discovery rate: A practical and powerful approach to multiple testing. *J. R. Stat. Soc. Ser. B Stat. Methodol.*, 57(1):289–300.
- Bogomolov, M. (2021). Testing partial conjunction hypotheses under dependency, with applications to meta-analysis. *arXiv:2105.09032*.
- Bogomolov, M. and Heller, R. (2022). Replicability across multiple studies. *arXiv:2210.00522*.
- Ciminera, J. L., Heyse, J. F., Nguyen, H. H., and Tukey, J. W. (1993). Tests for qualitative treatment-by-centre interaction using a ‘pushback’ procedure. *Statistics in Medicine*, 12(11):1033–1045.
- Cooper, H., Valentine, J. C., Charlton, K., and Melson, A. (2003). The effects of modified school calendars on student achievement and on school and community attitudes. *Review of educational research*, 73(1):1–52.
- Dobriban, E. (2020). Fast closed testing for exchangeable local tests. *Biometrika*, 107(3):761–768.
- Duncan, D. B. (1955). Multiple range and multiple f tests. *biometrics*, 11(1):1–42.
- Ellis, J. L., Pecanka, J., and Goeman, J. J. (2020). Gaining power in multiple testing of interval hypotheses via conditionalization. *Biostatistics*, 21(2):e65–e79.
- Finner, H. (1994). Testing multiple hypotheses: general theory, specific problems, and relationship to other multiple decision procedures. *Habilitationsschrift, Fachbereich IV Mathematik, Univ. Trier*.
- Finner, H. (1999). Stepwise multiple test procedures and control of directional errors. *The Annals of Statistics*, 27(1):274–289.
- Finner, H. and Strassburger, K. (2002). The partitioning principle: a powerful tool in multiple decision theory. *Annals of statistics*, pages 1194–1213.
- Finner, H., Tang, S.-Y., Cui, X., and Hsu, J. C. (2021). Partitioning for confidence sets, confident directions, and decision paths. In *Handbook of Multiple Comparisons*, pages 57–90. Chapman and Hall/CRC.

- Fisher, B., Redmond, C., Brown, A., Wickerham, D., Wolmark, N., Allegra, J., Escher, G., Lippman, M., Savlov, E., Wittliff, J., Fisher, E., Plotkin, D., Bowman, D., Wolter, J., Bornstein, R., Desser, R., and Frelick, R. (1983). Influence of tumor estrogen and progesterone receptor levels on the response to tamoxifen and chemotherapy in primary breast cancer. *Journal of Clinical Oncology*, 1(4):227–241.
- Fisher, R. A. (1934). *Statistical methods for research workers. Fifth Edition*. Oliver and Boyd, Edinburgh and London.
- Fithian, W., Sun, D., and Taylor, J. (2017). Optimal inference after model selection. Preprint, available at <https://arxiv.org/abs/1410.2597>.
- Gail, M. and Simon, R. (1985). Testing for qualitative interactions between treatment effects and patient subsets. *Biometrics*, pages 361–372.
- Goeman, J., Meijer, R., Krebs, T., and Solari, A. (2019). Simultaneous control of all false discovery proportions in large-scale multiple hypothesis testing. *Biometrika (to appear)*.
- Goeman, J. and Solari, A. (2022). Conditional versus unconditional approaches to selective inference. Preprint, available at <https://arxiv.org/abs/2207.13480>.
- Goeman, J., Solari, A., and Stijnen, T. (2010). Three-sided hypothesis testing: Simultaneous testing of superiority, equivalence and inferiority. *Statistics in Medicine*, 29:2117–2125.
- Goeman, J. J., Hemerik, J., and Solari, A. (2021). Only closed testing procedures are admissible for controlling false discovery proportions. *The Annals of Statistics*, 49(2):1218–1238.
- Goeman, J. J. and Solari, A. (2010). The sequential rejection principle of familywise error control. *The Annals of Statistics*, pages 3782–3810.
- Goeman, J. J. and Solari, A. (2011). Multiple Testing for Exploratory Research. *Statistical Science*, 26(4):584–597.
- Guo, W. and Romano, J. P. (2015). On stepwise control of directional errors under independence and some dependence. *Journal of Statistical Planning and Inference*, 163:21–33.
- Heard, N. A. and Rubin-Delanchy, P. (2018). Choosing between methods of combining p-values. *Biometrika*, 105(1):239–246.

- Holm, S. (1979). A simple sequentially rejective multiple test procedure. *Scandinavian journal of statistics*, pages 65–70.
- Hudson, A. and Shojaie, A. (2020). Statistical inference for qualitative interactions with applications to precision medicine and differential network analysis. *arXiv preprint arXiv:2010.08703*.
- IntHout, J., Ioannidis, J. P. A., Rovers, M. M., and Goeman, J. J. (2016). Plea for routinely presenting prediction intervals in meta-analysis. *BMJ OPEN*, 6(7).
- Jaljuli, I., Benjamini, Y., Shenhav, L., Panagiotou, O. A., and Heller, R. (2022). Quantifying replicability and consistency in systematic reviews. *Statistics in Biopharmaceutical Research*, 0(0):1–14.
- Jones, L. and Tukey, J. (2000). A sensible formulation of the significance test. *Psychol Methods*, 5(4):411–414.
- Kaiser, H. F. (1960). Directional statistical decisions. *Psychological Review*, 67(3):160.
- Karlin, S. and Rubin, H. (1956). The theory of decision procedures for distributions with monotone likelihood ratio. *The Annals of Mathematical Statistics*, pages 272–299.
- Konstantopoulos, S. (2011). Fixed effects and variance components estimation in three-level meta-analysis. *Research Synthesis Methods*, 2(1):61–76.
- Lehmann, E. L. (1950). Some principles of the theory of testing hypotheses. In *Selected Works of EL Lehmann*, pages 139–164. Springer.
- Lehmann, E. L. (1957). A theory of some multiple decision problems, i. *The Annals of Mathematical Statistics*, pages 1–25.
- Li, J. and Chan, I. S. (2006). Detecting qualitative interactions in clinical trials: an extension of range test. *Journal of Biopharmaceutical statistics*, 16(6):831–841.
- Liu, W. (1997). Control of directional errors with step-up multiple tests. *Statistics & probability letters*, 31(3):239–242.
- Marcus, R., Eric, P., and Gabriel, K. R. (1976). Closed testing procedures with special reference to ordered analysis of variance. *Biometrika*, 63(3):655–660.

- Pan, G. and Wolfe, D. A. (1997). Test for qualitative interaction of clinical significance. *Statistics in medicine*, 16(14):1645–1652.
- Piantadosi, S. and Gail, M. (1993). A comparison of the power of two tests for qualitative interactions. *Statistics in Medicine*, 12(13):1239–1248.
- Romano, J. P., Shaikh, A., and Wolf, M. (2011). Consonance and the closure method in multiple testing. *The International Journal of Biostatistics*, 7(1).
- Shaffer, J. P. (1974). Bidirectional unbiased procedures. *Journal of the American Statistical Association*, 69(346):437–439.
- Shaffer, J. P. (1980). Control of directional errors with stagewise multiple test procedures. *The Annals of Statistics*, 8(6):1342–1347.
- Shaffer, J. P. (1986). Modified sequentially rejective multiple test procedures. *Journal of the American Statistical Association*, 81(395):826–831.
- Shaffer, J. P. (2002). Multiplicity, directional (type iii) errors, and the null hypothesis. *Psychological methods*, 7(3):356.
- Shaffer, J. P. (2006). Recent developments towards optimality in multiple hypothesis testing. *Lecture Notes-Monograph Series*, pages 16–32.
- Silvapulle, M. J. (2001). Tests against qualitative interaction: exact critical values and robust tests. *Biometrics*, 57(4):1157–1165.
- Solari, A. and Goeman, J. J. (2021). Exploratory inference: Localizing relevant effects with confidence. In *Handbook of Multiple Comparisons*, pages 339–361. Chapman and Hall/CRC.
- Stefansson, G., Kim, W., and Hsu, J. (1988). On confidence sets in multiple comparisons. statistical decision theory and related topics iv (ss gupta and jo berger, eds.) 2, 89–104.
- Tian, J., Chen, X., Katsevich, E., Goeman, J., and Ramdas, A. (2021). Large-scale simultaneous inference under dependence. *arXiv preprint arXiv:2102.11253*.
- Tukey, J. (1991). The philosophy of multiple comparisons. *Statistical Science*, 6(1):100–116.
- Zelterman, D. (1990). On tests for qualitative interactions. *Statistics & probability letters*, 10(1):59–63.

Zhao, Q., Small, D. S., and Su, W. (2019). Multiple testing when many p -values are uniformly conservative, with application to testing qualitative interaction in educational interventions. *Journal of the American Statistical Association*, 114(527):1291–1304.

A Proofs

A.1 Proof of Proposition 2.1

Proof. From step 2 of the procedure, it follows that $\phi_{\mathcal{T}}$ is a function of $\{2p_i, i \in \mathcal{S}^- \cap \mathcal{T}^-\} \cup \{2q_j, j \in \mathcal{S}^- \cap \mathcal{T}^-\}$. Since the p -values are independent (assumption (A2)), it follows that

$$\mathbb{P}_{\theta}(\phi_{\mathcal{T}} = 1 \mid \mathcal{S}) = \mathbb{P}_{\{\theta_i: i \in \mathcal{T}\}}(\phi_{\mathcal{T}} = 1 \mid \{\text{sign}(p_i - 1/2) : i \in \mathcal{T}\}).$$

Since $\phi_{\mathcal{T}} = 1\{f(\{2p_i, i \in \mathcal{T}^-\} \cap \{2q_i, i \in \mathcal{T}^+\}) \leq \alpha\}$ is a valid local test, i.e., the probability of rejection is at most α if the p -values in the intersection test are all valid, it follows from the independence across p -values (assumption (A2)) that the right hand side is at most α if each conditional p -value is (marginally) valid. The validity of each conditional p -values is guaranteed by assumption (A1), thus concluding the proof. \square

A.2 Proof of Proposition 3.1

Proof. Suppose that the true θ lies in $\Theta_{\mathcal{K}}$ for some $\mathcal{K} \subseteq [n]$. We have $\psi_{|\mathcal{K} \cap \mathcal{I}|}(\mathcal{I}) \leq \psi_{\mathcal{K}}$ for every \mathcal{I} . Therefore, if $\psi_{\mathcal{K}} = 0$, then $|\mathcal{K} \cap \mathcal{I}| = n^+(\mathcal{I}) \in \mathcal{N}^+(\mathcal{I})_{\alpha}$ for all \mathcal{I} , thus

$$\mathbb{P}_{\theta}(l_{\alpha}^+(\mathcal{I}) \leq n^+(\mathcal{I}) \leq u_{\alpha}^+(\mathcal{I}) \mid \mathcal{I}) \geq \mathbb{P}_{\theta}(n^+(\mathcal{I}) \in \mathcal{N}^+(\mathcal{I})_{\alpha} \mid \mathcal{I}) \geq \mathbb{P}_{\theta}(\psi_{\mathcal{K}} = 0) \geq 1 - \alpha.$$

\square

A.3 Proof of Proposition 3.2

Proof. Proposition D.2 shows that Algorithm 3.1 returns the bounds $l_{\alpha}^+(\mathcal{I})$ and $u_{\alpha}^+(\mathcal{I})$ defined in (12) with at most $O(|\mathcal{I}|^2 \cdot \max(1, |\mathcal{I}^c|^2))$ computation.

Suppose the true $\theta \in \Theta_{\mathcal{K}}$ for some $\mathcal{K} \subseteq [n]$, and let $\tilde{\mathcal{T}} = \mathcal{T}^- \cup \tilde{\mathcal{T}}^+ = \{\mathcal{K}^c \cap \mathcal{S}^-\} \cup \{\mathcal{K} \cap \mathcal{S}^+\}$. The partitioning Procedure 3.1 tests $J_{\mathcal{K}}$ by using $\psi_{\mathcal{K}} = \phi_{\tilde{\mathcal{T}}}$, and

$$\sup_{\theta \in \Theta_{\mathcal{K}}} \mathbb{P}_{\theta}(\phi_{\mathcal{K}} = 1 \mid \mathcal{S}) \leq \sup_{\theta \in H_{\tilde{\mathcal{T}}}} \mathbb{P}_{\theta}(\phi_{\tilde{\mathcal{T}}} = 1 \mid \mathcal{S}) \leq \alpha$$

where the first inequality follows from $J_{\mathcal{K}} \subseteq H_{\tilde{\mathcal{T}}}$ and the second inequality follows from Proposition 2.1. Furthermore,

$$\mathbb{P}_{\theta}(\tilde{\mathcal{T}} = \emptyset) = \mathbb{P}_{\theta}(\mathcal{S}^{-} = \mathcal{K}) = \prod_{i \in \mathcal{K}} \mathbb{P}_{\theta}(p_i \leq 0.5) \prod_{j \notin \mathcal{K}} \mathbb{P}_{\theta}(p_j > 0.5) \geq \mathbb{P}_0(\mathcal{S}^{-} = \mathcal{K}) \geq 2^{-n},$$

thus

$$\mathbb{P}_{\theta}(\psi_{\mathcal{K}} = 1) = \sum_{\mathcal{S}} \mathbb{P}_{\theta}(\phi_{\tilde{\mathcal{T}}} = 1 | \mathcal{S}) \mathbb{P}_{\theta}(\mathcal{S}) \leq \alpha(1 - \mathbb{P}_{\theta}(\tilde{\mathcal{T}} = \emptyset)) \leq \alpha(1 - 2^{-n}).$$

The previous results together with Proposition 3.1 imply the conditional and unconditional coverage (12) and (14). See also § 1.2 of the Supplementary Material to Al Mohamad et al. (2020) for the unconditional type I error control with the adaptive likelihood ratio test.

Now we want to prove that $l_{\text{DCT}}^{+}(\mathcal{I}) \leq l_{\text{AP}}^{+}(\mathcal{I})$ for every \mathcal{I} . We proceed by contradiction: assume that $\exists \mathcal{I}$ such that $l_{\text{AP}}^{+}(\mathcal{I}) < l_{\text{DCT}}^{+}(\mathcal{I})$. By Lemma 1 in Goeman et al. (2021):

$$l_{\text{DCT}}^{+}(\mathcal{I}) = \min_{\mathcal{V} \subseteq [n]} (|(\mathcal{I} \cap \mathcal{S}^{-}) \setminus \mathcal{V}| : \phi_{\mathcal{V}} = 0). \quad (16)$$

Because the null hypothesis that $n^{+}(\mathcal{I})$ is equal to $l_{\text{AP}}^{+}(\mathcal{I})$ is not rejected at level α , then $\exists \mathcal{K}$ such that $|\mathcal{K} \cap \mathcal{I}| = l_{\text{AP}}^{+}(\mathcal{I})$ for which $J_{\mathcal{K}}$ is not rejected at level α . Equivalently, $\exists \mathcal{U} = (\mathcal{K}^c \cap \mathcal{S}^{-}) \cup (\mathcal{K} \cap \mathcal{S}^{+})$ such that $\phi_{\mathcal{U}} = 0$ and

$$|(\mathcal{I} \cap \mathcal{S}^{-}) \setminus \mathcal{U}| = |\mathcal{I} \cap \mathcal{S}^{-} \cap \mathcal{K}| \leq l_{\text{AP}}^{+}(\mathcal{I}) < l_{\text{DCT}}^{+}(\mathcal{I}).$$

On the other hand, from equation (16) it follows that $l_{\text{DCT}}^{+}(\mathcal{I}) \leq |(\mathcal{I} \cap \mathcal{S}^{-}) \setminus \mathcal{U}|$ contradicting the assumption that $l_{\text{AP}}^{+}(\mathcal{I}) < l_{\text{DCT}}^{+}(\mathcal{I})$. Finally, $u_{\text{AP}}^{+}(\mathcal{I}) \leq u_{\text{DCT}}^{+}(\mathcal{I})$ for every \mathcal{I} can be proved in analogous way. □

B Inference for $n = 2$ with Simes combining function

The top-left plot of Figure 7 displays inference about n^{+} with $(1 - \alpha)$ confidence for the directional closed testing procedure with Simes combining function. For $n = 2$, the directional closed testing procedure with Simes' local test is a consonant procedure (Romano et al., 2011), i.e. the rejection of the intersection hypothesis implies the rejection of at least one of its component hypotheses. We see that each area leading to inference about n^{+} gives also the rejection of one or two individual hypotheses (hypotheses are represented by indices and directions, e.g. $1^{-}, 2^{+}$ corresponds to the hypotheses H_1^{-} and H_2^{+}).

Bauer et al. (1986) proposed a modified Bonferroni procedure for testing the hypotheses pairs (H_i^-, K_i) , $i = 1, \dots, n$, comparing each one sided p -value (p_i, q_i) to α/n instead of $\alpha/2n$. Bauer et al.'s modified Bonferroni procedure requires condition (A0) only. In a similar fashion, if p_1, \dots, p_n fulfil conditions (A0) and (A2), we can consider a modified Šidák procedure comparing (p_i, q_i) to $1 - (1 - \alpha)^{1/n}$ instead of $1 - (1 - \alpha)^{1/(2n)}$.

The bottom-left plot of Figure 7 shows Bauer et al.'s modified Šidák procedure for $n = 2$. We see that for inference about n^+ , Bauer et al.'s modified Šidák procedure is uniformly more powerful than directional closed testing. However, directional closed testing provides also inference about n^- , whereas Bauer et al.'s procedure does not.

The top-right plot of Figure 7 shows the adaptive partitioning procedure with Simes test performed at the larger level $\alpha^* = 4\alpha/3$ providing level α unconditional error control. Note that the adaptive partitioning procedure performed at level α is not admissible because is dominated by Bauer et al. modified Šidák procedure.

The bottom-right plot of Figure 7 shows Guo and Romano (2015) Holm-type procedure (Procedure 3 of their paper), which requires assumptions similar to (A0) – (A2). Guo and Romano (2015) proposed another procedure (Procedure 2 of their paper) that is uniformly more powerful than Bauer et al.'s modified Bonferroni procedure, although it does not dominate Bauer et al.'s modified Šidák procedure.

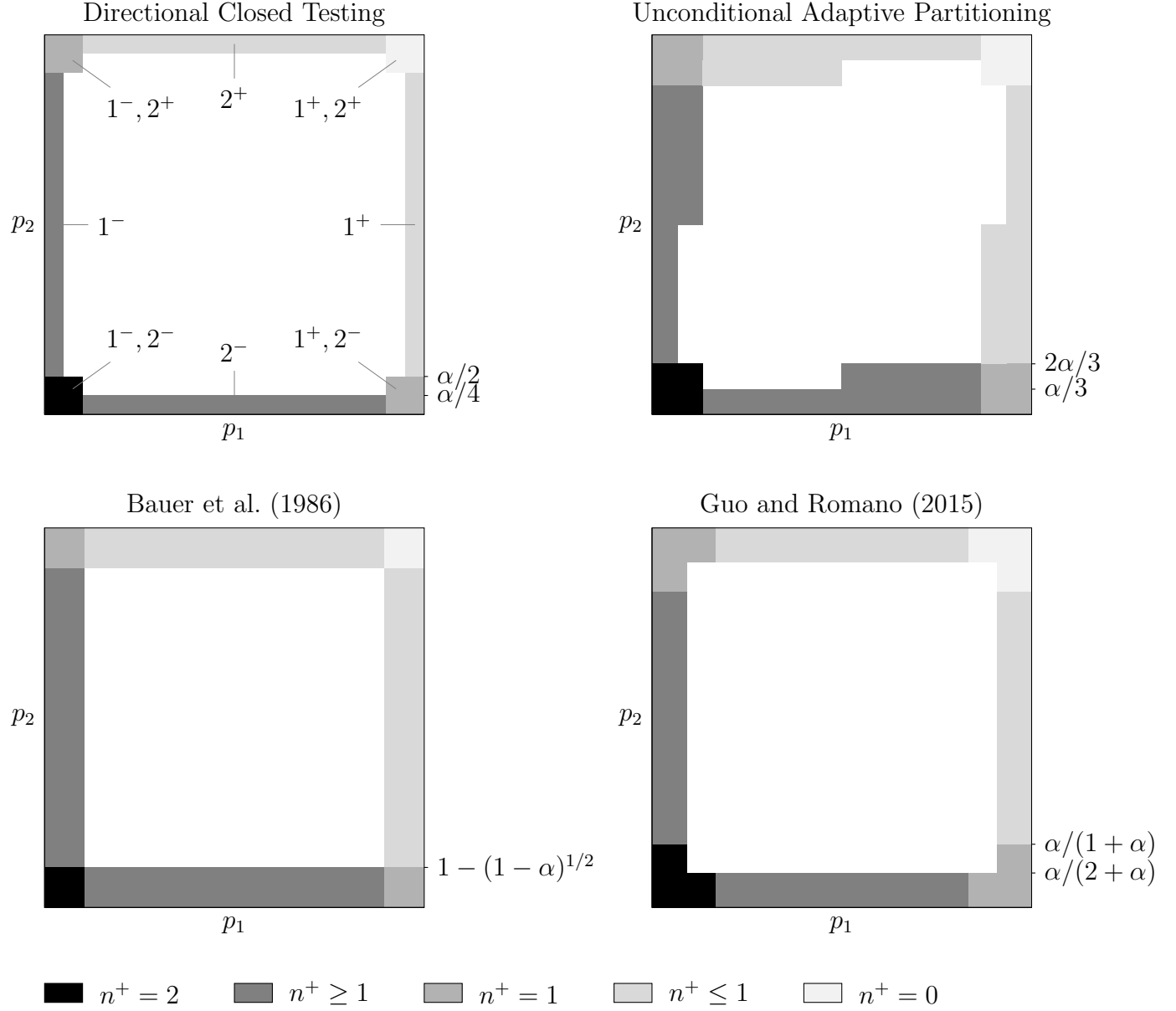


Figure 7: Areas leading to inference about n^+ with $(1 - \alpha)$ confidence for the directional closed testing procedure with Simes combining function (top-left plot), the unconditional adaptive partitioning procedure with Simes combining function (top-right plot), Bauer et al. (1986) procedure with Šidák correction (bottom-left plot), and Guo and Romano (2015) Holm-type procedure (bottom-right plot). Each plot is based on $\alpha = 0.2$.

C Adaptive confidence bounds for n^+ only

Let $H^{r/n} : n^+ \leq r - 1$, be the partial conjunction (PC) null hypothesis that at most $r - 1$ hypotheses among H_1^-, \dots, H_n^- are false; and $K^{r/n} : n^+ \geq n - r + 1$, the PC null hypothesis that at most $r - 1$ hypotheses among K_1, \dots, K_n are false. For $r = 1$, $H^{r/n}$ is the global null hypothesis that none of the parameters are positive. For $r = 2$, rejection of $H^{r/n}$ leads to establishing minimal replicability in the positive direction (Benjamini et al., 2009; Jaljuli et al., 2022).

Since $H^{r/n}$ is false if and only if every intersection hypothesis of size $n - r + 1$ is false (Benjamini et al., 2009), a valid p -value $p^{r/n}$ for $H^{r/n}$ is the largest intersection hypothesis p -value, over all intersections of $n - r + 1$ null hypotheses:

$$p^{r/n} = \max_{\{\mathcal{I} : \mathcal{I} \subseteq [n], |\mathcal{I}| = n - r + 1\}} p_{\mathcal{I}},$$

where $p_{\mathcal{I}}$ is the p -value for the intersection hypothesis $\cap_{i \in \mathcal{I}} H_i^-$. Similarly, a valid p -value $q^{r/n}$ for $K^{r/n}$ is

$$q^{r/n} = \max_{\{\mathcal{I} : \mathcal{I} \subseteq [n], |\mathcal{I}| = n - r + 1\}} q_{\mathcal{I}},$$

where $q_{\mathcal{I}}$ is the p -value for the intersection hypothesis $\cap_{i \in \mathcal{I}} K_i$.

For example, the PC p -values using Fisher's combining method (Fisher, 1934) are:

$$p^{r/n} = \mathbb{P}\left(\chi_{2(n-r+1)}^2 \geq -2 \sum_{k=r}^n \log(p_{(k)})\right), \quad q^{r/n} = \mathbb{P}\left(\chi_{2(n-r+1)}^2 \geq -2 \sum_{k=r}^n \log(q_{(k)})\right)$$

where $p_{(1)} \leq \dots \leq p_{(n)}$ and $q_{(1)} \leq \dots \leq q_{(n)}$ denote the sorted values of p_1, \dots, p_n and q_1, \dots, q_n , respectively. Note that $1 - p_{(k)} = q_{(n-k+1)}$ for continuous test statistics.

For f that satisfies the monotonicity and symmetry conditions (8) and (9), $p^{r/n} = f(p_{(r)}, \dots, p_{(n)})$ is a valid p -value, satisfying

$$\sup_{\theta \in H^{r/n}} \mathbb{P}_{\theta}(p^{r/n} \leq x) \leq x \quad \forall x \in [0, 1].$$

The inequality is an equality, i.e., $p^{r/n}$ is uniformly distributed, for the least favorable parameter configuration (LFC) $\theta_{LFC} \in H^{r/n}$, for which $r - 1$ parameters have an infinite value and their corresponding p -values are zero (almost surely), and $n - r + 1$ parameters are zero and their corresponding p -values are uniformly distributed. By considering only hypotheses in \mathcal{S} , we can avoid including p -values that are stochastically much larger than

uniform when their null hypotheses are true. Therefore, as in § 2, we shall restrict ourselves to the directions guided by the data, so we shall use for testing $H^{r/n}$

$$p^{r/n} = \max_{\{\mathcal{I} : \mathcal{I} \subseteq [n], |\mathcal{I}| = n-r+1\}} f(\{2p_i : i \in \mathcal{I} \cap \mathcal{S}^-\}) = \begin{cases} f(2p_{(r)}, \dots, 2p_{(|\mathcal{S}^-|)}) & \text{if } r \leq |\mathcal{S}^-|, \\ 1 & \text{otherwise.} \end{cases} \quad (17)$$

and for testing $K^{r/n}$

$$q^{r/n} = \max_{\{\mathcal{I} : \mathcal{I} \subseteq [n], |\mathcal{I}| = n-r+1\}} f(\{2q_i : i \in \mathcal{I} \cap \mathcal{S}^+\}) = \begin{cases} f(2q_{(r)}, \dots, 2q_{(|\mathcal{S}^+|)}) & \text{if } r \leq |\mathcal{S}^+|, \\ 1 & \text{otherwise.} \end{cases} \quad (18)$$

Procedure C.1 (Adaptive PC testing).

Step 1 Apply Step 1 of procedure 2.1.

Step 2 Test in order $\{H^{r/n} : r = 1, \dots, |\mathcal{S}^-|\}$, using $p^{r/n}$ in (17), at level α . Stop at the first non-rejection, $p^{r/n} > \alpha$. Let l_α^+ be the number of rejections, with $l_\alpha^+ \in \{0, \dots, |\mathcal{S}^-|\}$. If $l_\alpha^+ = n$, return $l_\alpha^+ = u_\alpha^+ = n$, otherwise go to the next step.

Step 3 Test in order $\{K^{r/n} : r = 1, \dots, n - |\mathcal{S}^-|\}$, using $q^{r/n}$ in (18), at level α . Stop at the first non-rejection, $q^{r/n} > \alpha$. Let $n - u_\alpha^+$ be the number of rejections, with $n - u_\alpha^+ \in \{0, \dots, n - |\mathcal{S}^-|\}$. Return l_α^+ and u_α^+ (with $l_\alpha^+ \leq u_\alpha^+$).

Note that the bounds of the procedure will be the same if the testing in order is continued until n in each step. This is so because $p^{(|\mathcal{S}^-|+1)/n} > \alpha$ and $q^{(n-|\mathcal{S}^-|+1)/n} > \alpha$.

The guaranteed coverage is formalized in the following proposition.

Proposition C.1. Let $\{p^{r/n} : r \in [n]\}$ be valid conditional PC p-values for $\{H^{r/n} : r \in [n]\}$, and let $\{q^{r/n} : r \in [n]\}$ be valid conditional PC p-values for $\{K^{r/n} : r \in [n]\}$. Then l_α^+ and u_α^+ satisfy (15). Furthermore, the unconditional coverage is

$$\mathbb{P}_\theta(l_\alpha^+ \leq n^+ \leq u_\alpha^+) \geq 1 - (1 - 2^{-n})\alpha. \quad (19)$$

Proof. Suppose that θ is the true parameter value with $n^+(\theta) = t$. We have $l_\alpha^+ \leq t \leq u_\alpha^+$ if and only if $p^{(t+1)/n} > \alpha$ and $q^{(n-t+1)/n} > \alpha$. The result follows since conditional on \mathcal{S}^- , it is only possible to make an error in one direction. Specifically, if $t > |\mathcal{S}^-|$, then

$p^{(|\mathcal{S}^-|+1)/n} > \alpha$, since it is not possible to reject $H^{(|\mathcal{S}^-|+1)/n}$, so it is not possible to err with regard to the lower bound. Therefore, if $t > |\mathcal{S}^-|$, then

$$\mathbb{P}_\theta(t \notin [l_\alpha^+(p), u_\alpha^+(p)] \mid \mathcal{S}) = \mathbb{P}_\theta(t > u_\alpha^+(p) \mid \mathcal{S}) \leq \mathbb{P}_\theta(q^{(n-t+1)/n} \leq \alpha \mid \mathcal{S}) \leq \alpha.$$

Similarly, if $t < |\mathcal{S}^-|$, then $q^{(n-|\mathcal{S}^-|+1)/n} > \alpha$, since it is not possible to reject $K^{(n-|\mathcal{S}^-|+1)/n}$, so it is not possible to err with regard to the upper bound. Therefore, if $t < |\mathcal{S}^-|$, then

$$\mathbb{P}_\theta(t \notin [l_\alpha^+(p), u_\alpha^+(p)] \mid \mathcal{S}) = \mathbb{P}_\theta(t < l_\alpha^+(p) \mid \mathcal{S}) \leq \mathbb{P}_\theta(p^{(t+1)/n} \leq \alpha \mid \mathcal{S}) \leq \alpha.$$

If $t = |\mathcal{S}^-|$, then since the lower bound is at most $|\mathcal{S}^-|$ and the upper bound is at least $n - |\mathcal{S}^+|$, it is not possible to make an error on either bound. Therefore, the unconditional error of non-covering n^+ is

$$\begin{aligned} \mathbb{P}_\theta(t \notin [l_\alpha^+(p), u_\alpha^+(p)]) &= \mathbb{E}(\mathbb{P}_\theta(t \notin [l_\alpha^+(p), u_\alpha^+(p)] \mid \mathcal{S})) \\ &= \mathbb{E}_\theta \{ \mathbb{I}(t > |\mathcal{S}^-|) \mathbb{P}_\theta(t > u_\alpha^+(p) \mid \mathcal{S}^-) + \mathbb{I}(t < |\mathcal{S}^-|) \mathbb{P}_\theta(t < l_\alpha^+(p) \mid \mathcal{S}^-) \} \\ &\leq \alpha \mathbb{E}_\theta (\mathbb{I}(t > |\mathcal{S}^-|) + \mathbb{I}(t < |\mathcal{S}^-|)) = \alpha \mathbb{P}_\theta(t \neq |\mathcal{S}^-|) \leq \alpha(1 - 2^{-n}), \end{aligned}$$

where the last inequality follows since $\mathbb{P}_\theta(t = |\mathcal{S}^-|)$ is bounded below by

$$\prod_{\{i: \theta_i > 0\}} \mathbb{P}_\theta(p_i \leq 0.5) \prod_{\{j: \theta_j \leq 0\}} \mathbb{P}_\theta(p_j > 0.5) \geq \prod_{\{i: \theta_i > 0\}} \mathbb{P}_0(p_i \leq 0.5) \prod_{\{j: \theta_j \leq 0\}} \mathbb{P}_0(p_j > 0.5) = 2^{-n}.$$

□

Remark C.1. The number of nonpositive parameters, $n - n^+$, can be decomposed into the number of negative parameters n^- and the number of parameters with value zero n^0 , so $n = n^+ + n^- + n^0$. The $1 - \alpha$ confidence bound on the number of positive parameters, $[l_\alpha^+, u_\alpha^+]$ has also the following interpretation if $n^0 = 0$: with $(1 - \alpha)$ confidence, the number of positive parameters is at least l_α^+ and the number of negative parameters is at least $n - u_\alpha^+$. However, if $n^0 > 0$ then the probability that the lower bounds do not cover at least one of n^+, n^- may exceed α . If $n^0 = n$ and all p values are uniform then $\mathbb{P}(p^{1/n} \leq \alpha \cup q^{1/n} \leq \alpha) \approx 2\alpha$; as n^0 decreases the probability that the lower bounds do not cover at least one parameter decreases from 2α to α (for $n_0 = 0$).

Remark C.2. For a combination function $f()$, the test for qualitative interactions in Zhao et al. (2019) is rejected at level α if and only if $l_\alpha^+ \geq 1$ and $u_\alpha^+ \leq n - 1$ in the above procedure. Therefore, if the assumption $n^0 = 0$ is reasonable, then the above procedure

complements nicely a conclusion that there is qualitative interaction, by providing with $(1 - \alpha)$ confidence the (interval) estimate of the parameter tested, n^+ . More generally, a level α test of a generalized qualitative interaction null hypothesis that $n^+ < a$ or $n^+ > b$, for predefined $1 \leq a < b \leq n - 1$, has the following rejection rule: reject if $l_\alpha^+ \geq a$ and $u_\alpha^+ \leq b$. To see that this is an α level test, consider the null value θ such that $n^+(\theta) \notin [a, b]$. Without loss of generality, suppose $n^+(\theta) > b$. Then the probability of falsely rejecting the generalized qualitative interaction true null hypothesis is

$$\mathbb{P}_\theta(l_\alpha^+ \geq a \text{ and } u_\alpha^+ \leq b) \leq \mathbb{P}_\theta(u_\alpha^+ \leq b) \leq \mathbb{P}_\theta(u_\alpha^+ < n^+) \leq \alpha.$$

C.1 A note on general confidence bounds for n^+

If $p^{r/n}$ is a valid p -value for testing $H^{r/n}$ for $r = 1, \dots, n$, then

$$l_\alpha(p) = \max\{l \in \{0, \dots, n\} : p^{r/n} \leq \alpha \text{ for } r = 0, \dots, l\} \quad (20)$$

satisfies $\mathbb{P}_\theta(l_\alpha(p) \leq n^+) \geq 1 - \alpha$ for all $\theta \in \Theta$, where $p^{0/n} \equiv 0$ since $H^{0/n} : n^+ < 0$ is always false. Analogously, if $q^{r/n}$ is a valid p -value for testing $K^{r/n}$ for $r = 1, \dots, n$, then

$$u_\alpha(p) = n - \max\{u \in \{0, \dots, n\} : q^{r/n} \leq \alpha \text{ for } r = 0, \dots, u\} \quad (21)$$

satisfies $\mathbb{P}_\theta(n^+ \leq u_\alpha(p)) \geq 1 - \alpha$ for all $\theta \in \Theta$, where $q^{0/n} \equiv 0$ since $K^{0/n} : n^+ > n$ is always false. For notational simplicity, we shall often write l_α and u_α instead of $l_\alpha(p)$ and $u_\alpha(p)$, but of course these bounds are functions of the p -value vector p .

A straightforward application of the Bonferroni inequality shows that if level $\alpha/2$ is used for each bound, i.e., $l_{\alpha/2}$ in (20) and $u_{\alpha/2}$ in (21), then $\mathbb{P}_\theta(l_{\alpha/2} \leq n^+ \leq u_{\alpha/2}) \geq 1 - \alpha$. These bounds were used in Jaljuli et al. (2022) in order to complement meta-analyses in systematic reviews.

The correction of using $\alpha/2$ in each direction (instead of α , as in the adaptive PC testing procedure) is, however, conservative. Intuitively, the correction should be less severe since in a given configuration, the probability of erring by exceeding one bound is much larger than the probability of erring by exceeding the other bound. To see this, note that

$$\mathbb{P}_\theta(n^+ \notin [l_{\alpha/2}, u_{\alpha/2}]) = \mathbb{P}_\theta(n^+ < l_{\alpha/2}) + \mathbb{P}_\theta(n^+ > u_{\alpha/2})$$

has value $\alpha/2$ for the following least favorable parameter configurations (LFCs) when testing PC null hypotheses: the positive parameter value is $\theta_i = \infty$ and the non-positive parameter value is $\theta_i = 0$ in θ ; or the positive parameter value is $\theta_i = 0^+$ (where 0^+ is

an arbitrary fixed small positive value, e.g., the machine precision) and the non-positive parameter value is $\theta_i = -\infty$ in θ . To see this, note that for the LFC with $\theta_i = \infty$ for n^+ parameters, $p^{(n^++1)/n} \sim U(0, 1)$ and $q^{(n-n^++1)/n} = 1$ almost surely. For the LFC with $\theta_i = -\infty$ for $n - n^+$ parameters, $q^{(n-n^++1)/n} \sim U(0, 1)$ and $p^{(n^++1)/n} = 1$ almost surely. Non-coverage can occur if the lower bound is violated, so $p^{(n^++1)/n} \leq \alpha/2$, or if the upper bound is violated, so $q^{(n-n^++1)/n} \leq \alpha/2$. Therefore

$$\mathbb{P}_{LFC}(n^+ \notin [l_{\alpha/2}, u_{\alpha/2}]) = \mathbb{P}(U \leq \alpha/2) = \alpha/2.$$

We conjecture that the coverage guarantee is typically $(1 - \alpha)$ if the lower and upper confidence bounds are l_α and u_α . In particular, whenever the test statistics are continuous, from one dimensional exponential families. Without loss of generality, suppose the first t coordinates are positive, i.e., $\theta_1, \dots, \theta_t > 0$ and $\theta_{t+1}, \dots, \theta_n \leq 0$, and $n^+ = t$. Our conjecture is thus that the solution to the following optimization problem is α for a large class of valid PC p -values:

$$\begin{aligned} \max_{\theta} \quad & \mathbb{P}_\theta(p^{(t+1)/n} \leq \alpha) + \mathbb{P}_\theta(q^{(n-t+1)/n} \leq \alpha) \\ \text{s.t.} \quad & \theta_i > 0, i = 1, \dots, t, \\ & \theta_j \leq 0, j = t+1, \dots, n. \end{aligned}$$

To see that this is not true in general for unconditional combination tests (i.e., using local tests that do not condition on the vector of signs \mathcal{S}), consider the following stylized example. Let $n = 2$ and $n^+ = 1$ be such that $\theta_1 = 0$ and θ_2 is positive. Assume that the distribution of a p -value from H_i , x_i , has the following distribution: $\mathbb{P}(x_i = \alpha) = \alpha, \mathbb{P}(x_i = 1) = 1 - \alpha$. Similarly, the distribution of a p -value from K_i , $y_i = 1 - x_i$, has distribution: $\mathbb{P}(y_i = \alpha) = \alpha, \mathbb{P}(y_i = 1) = 1 - \alpha$. These p -values are valid since

$$\mathbb{P}_{H_i}(p_i \leq a) \leq a, \mathbb{P}_{K_i}(q_i \leq a) \leq a, \forall a \in [0, 1].$$

The unconditional PC p -value (i.e., it is derived from a local test that does not condition on the vector of signs \mathcal{S}) for $H^{2/2}$ and $K^{2/2}$ is, respectively, $p^{2/2} = \max(p_1, p_2)$ which has distribution $\max(1 - x_1, x_2)$, and $q^{2/2} = \max(q_1, q_2)$ which has distribution $\max(x_1, 1 - x_2)$. Therefore:

$$\begin{aligned} \mathbb{P}_\theta(1 \notin [l_\alpha, u_\alpha]) &= \mathbb{P}_\theta(1 < l_\alpha) + \mathbb{P}_\theta(1 > u_\alpha) \\ &= \mathbb{P}_\theta(\max(p^{1/2}, p^{2/2}) < \alpha) + \mathbb{P}_\theta(\max(q^{1/2}, q^{2/2}) < \alpha) \\ &= \mathbb{P}((1 - x_1, x_2) = (0, \alpha)) + \mathbb{P}((x_1, 1 - x_2) = (\alpha, 0)) = 2 \times \alpha \times (1 - \alpha) > \alpha. \end{aligned}$$

D Exact shortcuts for Procedure 3.1

We first discuss the computation of the confidence bounds l_α^+ and u_α^+ for n^+ . Suppose we have observed \mathcal{S}^- of size $|\mathcal{S}^-| = s$, and we want to check whether the test in (13) rejects all the hypotheses $J_{\mathcal{K}}$ with $|\mathcal{K}| = k$ at level α :

$$f_k = \max_{\mathcal{K}: |\mathcal{K}|=k} f(\{2p_i, i \in \mathcal{S}^- \cap \mathcal{K}^c\} \cup \{2q_i, i \in \mathcal{S}^+ \cap \mathcal{K}\}) \leq \alpha.$$

Vandermonde's convolution

$$\binom{n}{k} = \sum_{v=0}^k \binom{s}{k-v} \binom{n-s}{v}$$

states that for each $v = 0, \dots, k$ there are $\binom{s}{k-v} \binom{n-s}{v}$ sets \mathcal{K} of size k such that $|\mathcal{S}^+ \cap \mathcal{K}| = v$ and $|\mathcal{S}^- \cap \mathcal{K}| = k - v$ (or equivalently, $|\mathcal{S}^- \cap \mathcal{K}^c| = s - k + v$). Then, the maximization problem becomes

$$f_k = \max_{v \in \{\max(0, k-s), \dots, \min(k, n-s)\}} \max_{\substack{\mathcal{K}: |\mathcal{S}^+ \cap \mathcal{K}|=v, \\ |\mathcal{S}^- \cap \mathcal{K}|=k-v}} f(\{2p_i, i \in \mathcal{S}^- \cap \mathcal{K}^c\} \cup \{2q_i, i \in \mathcal{S}^+ \cap \mathcal{K}\})$$

For any increasing function f , the maximum has solution with the v largest p -values q_i with $i \in \mathcal{S}^+$ and the $s - k + v$ largest p -values p_i with $i \in \mathcal{S}^-$, i.e.

$$f_k = \max_{v \in \{\max(0, k-s), \dots, \min(k, n-s)\}} f(\{2p_{(k-v+1)}, \dots, 2p_{(s)}\} \cup \{2q_{(n-s-v+1)}, \dots, 2q_{(n-s)}\}). \quad (22)$$

In order to compute f_k in (22) for $k = 0, \dots, n$, we can use a nested loop, where the number of iterations of the inner loop (i.e. the index v in (22) from $\max(0, k-s)$ to $\min(k, n-s)$) depends on the value of the outer loop's index (i.e. k from 0 to n) and the size s of \mathcal{S}^- . The total complexity for the two loops is $O(n^2)$. The maximum number of iterations happens when $s \in \{n/2 - 1, n/2, n/2 + 1\}$ if n is even, and $s \in \{(n-1)/2, (n+1)/2\}$ if n is odd; the minimum number of iterations happens when $s \in \{0, n\}$. Thus we proved the first part of the following proposition.

Proposition D.1. *Algorithm 2 returns the $(1 - \alpha)$ confidence bounds l_α^+ and u_α^+ based on the test in (13), with at most $O(n^2)$ computation. The bounds are at most as good as those obtained by the Procedure C.1.*

Proof. For prove the second part of the proposition, it is sufficient to note that if $k < s$, then the index v in (22) starts at $\max(0, k - s) = 0$ by computing the PC conditional p -value $p^{k+1/n} = f(\{2p_{(k+1)}, \dots, 2p_{(s)}\})$. Then $p^{k+1/n} > \alpha$ implies

$$f_k = \max_{\mathcal{K}: |\mathcal{K}|=k} f(\{2p_i, i \in \mathcal{S}^- \cap \mathcal{K}^c\} \cup \{2q_i, i \in \mathcal{S}^+ \cap \mathcal{K}\}) \geq p^{k+1/n} > \alpha$$

for any $k \in \{0, \dots, s-1\}$, i.e. the lower bound l_α^+ from Algorithm 2 is smaller than or equal to the lower bound of Procedure C.1. Likewise, if $k > s$ then the index v in (22) starts at $\max(0, k - s) = k - s$ by computing the PC conditional p -value $q^{n-k+1/n} = f(\{2q_{(n-k+1)}, \dots, 2q_{(n-s)}\})$, thus $q^{n-k+1/n} > \alpha$ implies

$$f_k = \max_{\mathcal{K}: |\mathcal{K}|=k} f(\{2p_i, i \in \mathcal{S}^- \cap \mathcal{K}^c\} \cup \{2q_i, i \in \mathcal{S}^+ \cap \mathcal{K}\}) \geq q^{n-k+1/n} > \alpha$$

for any $k \in \{s+1, \dots, n\}$, i.e. the upper bound u_α^+ from Algorithm 2 is larger than or equal to the upper bound of Procedure C.1. \square

Algorithm 2: Shortcut for computing the confidence bounds l_α^+ and u_α^+

Input : right-tailed p -values p_1, \dots, p_n ; combining function $f(\cdot)$; level α
Output : Confidence bounds l_α and u_α , p -values f_k for $J_k : n^+ = k$, $k = 0, \dots, n$
Initialize:
 $\mathcal{S}^- = \{i : p_i \leq 1/2\}$, $|\mathcal{S}^-| = s$, $f_s = 1$;
 $\mathbf{a} = (a_1, \dots, a_s)$ with $a_1 \geq \dots \geq a_s$ sorted values of $\{2p_i : i \in \mathcal{S}^-\}$;
 $\mathbf{b} = (b_1, \dots, b_{n-s})$ with $b_1 \geq \dots \geq b_{n-s}$ sorted values of $\{2q_i : i \in \mathcal{S}^+\}$;

```

1 if  $s > 0$  then
2   for  $k \leftarrow 0$  to  $s - 1$  do
3      $\mathcal{A} \leftarrow \{1, \dots, s - k\}$ ,  $\mathcal{B} \leftarrow \emptyset$  ;
4     for  $v \leftarrow 1$  to  $\min(k, n - s) + 1$  do
5        $f_{k,v} \leftarrow f(\{a_i, i \in \mathcal{A}\} \cup \{b_i, i \in \mathcal{B}\})$  ;
6        $\mathcal{A} \leftarrow \mathcal{A} \cup \{s - k + v\}$ ,  $\mathcal{B} \leftarrow \mathcal{B} \cup \{v\}$  ;
7     end
8      $f_k = \max_v \{f_{k,v}\}$ 
9   end
10 else if  $s < n$  then
11   for  $k \leftarrow n$  to  $s + 1$  do
12      $\mathcal{A} \leftarrow \emptyset$ ,  $\mathcal{B} \leftarrow \{1, \dots, k - s\}$  ;
13     for  $v \leftarrow 1$  to  $\min(k, n - s) - (k - s) + 1$  do
14        $f_{k,v} \leftarrow f(\{a_i, i \in \mathcal{A}\} \cup \{b_i, i \in \mathcal{B}\})$  ;
15        $\mathcal{A} \leftarrow \mathcal{A} \cup \{v\}$ ,  $\mathcal{B} \leftarrow \mathcal{B} \cup \{k - s + v\}$  ;
16     end
17      $f_k = \max_v \{f_{k,v}\}$ 
18   end
19  $l_\alpha^+ \leftarrow \min(k \in \{0, \dots, s\} : f_k > \alpha)$  ;
20  $u_\alpha^+ \leftarrow \max(k \in \{s, \dots, n\} : f_k > \alpha)$  ;
21 return  $l_\alpha^+, u_\alpha^+, f_0, \dots, f_n$  ;
```

Algorithm 2 is just a special case of the following Algorithm for the derivation of the confidence bounds $l_\alpha^+(\mathcal{I})$ and $u_\alpha^+(\mathcal{I})$ for a generic subset \mathcal{I} .

Proposition D.2. *For any $\mathcal{I} \subseteq [n]$, Algorithm 1 returns the simultaneous $(1-\alpha)$ confidence bounds $l_\alpha^+(\mathcal{I})$ and $u_\alpha^+(\mathcal{I})$ in (12) based on the test in (13), with at most $O(|\mathcal{I}|^2 \cdot \max(1, |\mathcal{I}^c|^2))$ computation. In particular, calculation of the adjusted p -values for H_i and K_i requires $O(n^2)$ time.*

Proof. Suppose we have observed \mathcal{S}^- of size $|\mathcal{S}^-| = s$, and for any $\mathcal{I} \subseteq [n]$ and any $v \in \{0, \dots, |\mathcal{I}|\}$ we want to check whether the test in (13) rejects all the hypotheses $J_{\mathcal{K}}$ with $|\mathcal{K} \cap \mathcal{I}| = v$ at level α (or, equivalently, if $J_v(\mathcal{I}) : n^+(\mathcal{I}) = v$ is rejected at level α):

$$f_v(\mathcal{I}) = \max_{\mathcal{K}: |\mathcal{K} \cap \mathcal{I}| = v} f(\{2p_i, i \in \mathcal{S}^- \cap \mathcal{K}^c\} \cup \{2q_i, i \in \mathcal{S}^+ \cap \mathcal{K}\}) \leq \alpha.$$

Algorithm 1 computes

$$f_{v,u}(\mathcal{I}) = \max_{\substack{\mathcal{K}: |\mathcal{K} \cap \mathcal{I}| = v, \\ |\mathcal{K} \cap \mathcal{I}^c| = u}} f(\{2p_i, i \in \mathcal{S}^- \cap \mathcal{K}^c\} \cup \{2q_i, i \in \mathcal{S}^+ \cap \mathcal{K}\})$$

so that $f_v(\mathcal{I}) = \max\{f_{v,u}(\mathcal{I}), u = 0, \dots, |\mathcal{I}^c|\}$. The function $f(\cdot)$ in (3) combines $2p_i$ with $i \in \mathcal{S}^- \cap \mathcal{K}^c$ and $2q_i$ with $i \in \mathcal{S}^+ \cap \mathcal{K}$. Writing $\mathcal{K} = (\mathcal{K} \cap \mathcal{I}) \cup (\mathcal{K} \cap \mathcal{I}^c)$ and $\mathcal{K}^c = (\mathcal{K}^c \cap \mathcal{I}) \cup (\mathcal{K}^c \cap \mathcal{I}^c)$ gives

$$\begin{aligned} f_{\mathcal{K}}(\mathcal{I}) &= f(\{2p_i, i \in \mathcal{S}^- \cap \mathcal{K}^c\} \cup \{2q_i, i \in \mathcal{S}^+ \cap \mathcal{K}\}) \\ &= f(\{2p_i, i \in \mathcal{S}^- \cap \mathcal{K}^c \cap \mathcal{I}\} \cup \{2p_i, i \in \mathcal{S}^- \cap \mathcal{K}^c \cap \mathcal{I}^c\} \\ &\quad \cup \{2q_i, i \in \mathcal{S}^+ \cap \mathcal{K} \cap \mathcal{I}\} \cup \{2q_i, i \in \mathcal{S}^+ \cap \mathcal{K} \cap \mathcal{I}^c\}). \end{aligned}$$

Consider Vandermonde's convolutions:

$$\binom{|\mathcal{I}|}{v} = \sum_{k=0}^v \binom{|\mathcal{S}^- \cap \mathcal{I}|}{v-k} \binom{|\mathcal{S}^+ \cap \mathcal{I}|}{k}, \quad \binom{|\mathcal{I}^c|}{u} = \sum_{j=0}^u \binom{|\mathcal{S}^- \cap \mathcal{I}^c|}{u-j} \binom{|\mathcal{S}^+ \cap \mathcal{I}^c|}{j}.$$

The first convolution states that for each $k \in \{0, \dots, v\}$, there are $\binom{|\mathcal{S}^- \cap \mathcal{I}|}{v-k} \binom{|\mathcal{S}^+ \cap \mathcal{I}|}{k}$ sets \mathcal{K} such that $|\mathcal{K} \cap \mathcal{I}| = v$ with $|\mathcal{S}^+ \cap \mathcal{K} \cap \mathcal{I}| = k$ and $|\mathcal{S}^- \cap \mathcal{K} \cap \mathcal{I}| = v - k$. Likewise, the second convolution states that for each $j \in \{0, \dots, u\}$, there are $\binom{|\mathcal{S}^- \cap \mathcal{I}^c|}{u-j} \binom{|\mathcal{S}^+ \cap \mathcal{I}^c|}{j}$ sets \mathcal{K} such that $|\mathcal{K} \cap \mathcal{I}^c| = u$ with $|\mathcal{S}^+ \cap \mathcal{K} \cap \mathcal{I}^c| = j$ and $|\mathcal{S}^- \cap \mathcal{K} \cap \mathcal{I}^c| = u - j$. Then, the maximization problem becomes

$$f_{v,u}(\mathcal{I}) = \max_{\substack{k \in \{k_1, \dots, k_2\}, \\ j \in \{j_1, \dots, j_2\}}} \max_{\substack{\mathcal{K}: |\mathcal{S}^+ \cap \mathcal{K} \cap \mathcal{I}| = k, \\ |\mathcal{S}^- \cap \mathcal{K} \cap \mathcal{I}| = v-k, \\ |\mathcal{S}^+ \cap \mathcal{K} \cap \mathcal{I}^c| = j, \\ |\mathcal{S}^- \cap \mathcal{K} \cap \mathcal{I}^c| = u-j}} f_{\mathcal{K}}(\mathcal{I})$$

where $k_1 = \max(0, v - |\mathcal{S}^- \cap \mathcal{I}|)$, $k_2 = \min(v, |\mathcal{S}^+ \cap \mathcal{I}|)$, $j_1 = \max(0, u - |\mathcal{S}^- \cap \mathcal{I}^c|)$ and $j_2 = \min(u, |\mathcal{S}^+ \cap \mathcal{I}^c|)$.

For any increasing function $f(\cdot)$, the maximum has solution with largest k p -values q_i with $i \in \mathcal{S}^+ \cap \mathcal{I}$, the largest $k - v + |\mathcal{S}^- \cap \mathcal{I}|$ p -values p_i with $i \in \mathcal{S}^- \cap \mathcal{I}^c$, the largest j p -values q_i with $i \in \mathcal{S}^+ \cap \mathcal{I}$ and the largest $j - u + |\mathcal{S}^- \cap \mathcal{I}^c|$ p -values p_i with $i \in \mathcal{S}^- \cap \mathcal{I}$:

$$f_{v,u}(\mathcal{I}) = \max_{\substack{k \in \{k_1, \dots, k_2\} \\ j \in \{j_1, \dots, j_2\}}} f(\{a_1, \dots, a_{k-v+|\mathcal{S} \cap \mathcal{I}|}\} \cup \{b_1, \dots, b_{j-u+|\mathcal{S} \cap \mathcal{I}^c|}\} \cup \{c_1, \dots, c_k\} \cup \{d_1, \dots, d_j\})$$

where $a_1 \geq \dots \geq a_{|\mathcal{S}^- \cap \mathcal{I}|}$, $b_1 \geq \dots \geq b_{|\mathcal{S}^- \cap \mathcal{I}^c|}$, $c_1 \geq \dots \geq c_{|\mathcal{S}^+ \cap \mathcal{I}|}$ and $d_1 \geq \dots \geq d_{|\mathcal{S}^+ \cap \mathcal{I}^c|}$ denote the sorted values of $\{2p_i : i \in \mathcal{S}^- \cap \mathcal{I}\}$, $\{2p_i : i \in \mathcal{S}^- \cap \mathcal{I}^c\}$, $\{2q_i : i \in \mathcal{S}^+ \cap \mathcal{I}\}$ and $\{2q_i : i \in \mathcal{S}^+ \cap \mathcal{I}^c\}$, respectively.

Algorithm 1 evaluates $f_{v,u}(\mathcal{I})$ with a nested loop. The outer loop executes $\min(v, |\mathcal{S}^+ \cap \mathcal{I}|) - \max(0, v - |\mathcal{S}^- \cap \mathcal{I}|)$ times. Every time the outer loop executes, the inner loop executes $\min(v, |\mathcal{S}^+ \cap \mathcal{I}|) - \max(0, u - |\mathcal{S}^- \cap \mathcal{I}^c|)$ times. As a result, the complexity for evaluating $f_{v,u}(\mathcal{I})$ is $O(|\mathcal{I}||\mathcal{I}^c|)$.

The complexity for computing $f_v(\mathcal{I})$ for $v = 0, \dots, |\mathcal{I}|$ is $O(|\mathcal{I}|^2|\mathcal{I}^c|^2)$ because it requires to compute $f_{v,u}(\mathcal{I})$ for $u = 0, \dots, |\mathcal{I}^c|$ and $v = 0, \dots, |\mathcal{I}|$. If $\mathcal{I} = \{i\}$, it takes $O(n^2)$ to compute the adjusted p -values $\bar{p}_i = f_0(\{i\})$ and $\bar{q}_i = f_1(\{i\})$ for H_i^- and K_i , respectively. \square