

Learning Ambiguity from Crowd Sequential Annotations

Xiaolei Lu ¹

¹ City University of Hong Kong

Abstract

Most crowdsourcing learning methods treat disagreement between annotators as noisy labelings while inter-disagreement among experts is often a good indicator for the ambiguity and uncertainty that is inherent in natural language. In this paper, we propose a framework called Learning Ambiguity from Crowd Sequential Annotations (LA-SCA) to explore the inter-disagreement between reliable annotators and effectively preserve confusing label information. First, a hierarchical Bayesian model is developed to infer ground-truth from crowds and group the annotators with similar reliability together. By modeling the relationship between the size of group the annotator involved in, the annotator’s reliability and element’s unambiguity in each sequence, inter-disagreement between reliable annotators on ambiguous elements is computed to obtain label confusing information that is incorporated to cost-sensitive sequence labeling. Experimental results on POS tagging and NER tasks show that our proposed framework achieves competitive performance in inferring ground-truth from crowds and predicting unknown sequences, and interpreting hierarchical clustering results helps discover labeling patterns of annotators with similar reliability.

Introduction

Sequence labeling, which refers to assign sequences of labels to observed sequential data, is widely used in Natural Language Processing (NLP) tasks including Part-of-Speech (POS) tagging, Chunking and Named Entity Recognition (NER). Many downstream NLP applications (e.g. relation extraction and machine translation) can benefit from sequential label assignments of these fundamental NLP tasks.

Traditional sequence labeling models like Hidden Markov Models (HMMs) and Conditional Random Fields (CRFs) require handcrafted features which need to be carefully designed to obtain good results on a specific dataset. Over the past decade, deep sequence models have resulted in improving the performance of sequence labeling. For example, Bi-LSTM-CRF (Huang, Xu, and Yu 2015) and Transformer (Vaswani et al. 2017). However, these sequence labeling models require a large amount of training data with exact annotations, which is costly and laborious to produce.

In recent years, well-developed commercial crowdsourcing platforms (e.g. Amazon Mechanical Turk and CrowdFlower (Finin et al. 2010)) have flourished as effective tools to obtain

large labeled datasets. Crowdsourcing utilizes contribution of the group’s intelligence, but the quality of crowd labels still cannot be guaranteed as the expertise level of annotators varies. Therefore the major focus of learning from crowds is on estimating the reliability of annotators and building prediction models based on the estimated ground-truth labels. For example, Snow et al. (Snow et al. 2008) used bias correction to combine non-expert annotation. Raykar et al. (Raykar et al. 2010) proposed to jointly estimate the coefficients of a logistic regression classifier and the annotators’ expertise.

Many effective models like HMM-Crowd (Nguyen et al. 2017) and Sembler (Wu, Fan, and Yu 2012) extend crowdsourcing to sequence labeling, which enables better aggregating crowd sequential annotations. But these approaches measure the quality of crowd labels under the assumption of only one ground-truth. As a result, the disagreement between annotators has to be considered as noisy labelings. However, research in NLP field shows that inter-disagreement among experts could be a good indicator for ambiguity and uncertainty that is inherent in language (Plank, Hovy, and Søgaard 2014b). Apparently, there is no clear answer for the linguistically hard cases. As shown in Figure 1, “like” can be tagged as conjunction or adjective. Furthermore, inter-disagreement between experts could reveal confusing label information that is related to the distribution of hard cases over label pairs. Figure 2 demonstrates label confusion matrix in POS tagging task, where “ADJ” (adjectives) and “NOUN” (nouns) are more likely to be confused. Wisely incorporating confusing label information into supervised learning can make the classifier more robust (Plank, Hovy, and Søgaard 2014b). However, existing crowd sequential models do not take inter-disagreement between annotators into account.

To explore the inter-disagreement between reliable annotators and effectively preserve confusing label information, in this paper, we propose a framework called Learning Ambiguity from Crowd Sequential Annotations (LA-SCA). Our contributions can be summarized as follows:

First, we develop a hierarchical Bayesian model to group annotators into different clusters. By imposing an hierarchical prior on the confusion matrix that describes the reliability of annotators in the same cluster, the hierarchical Bayesian model allows the annotators that belong to the same cluster to be characterized with different but similar reliability, which aims to preserve inter-disagreement between reliable

Twitter data: ... How to make Daily is out ...
Annotations: ... ADV ADP VERB NOUN VERB ADJ ...
ADV PRT VERB ADJ VERB ADV ...

Twitter data: ... like one of your French fry girls ...
Annotations: ... CONJ NOUN ADP DET ADJ NOUN NOUN ...
ADJ NOUN ADP DET NOUN NOUN NOUN ...

Figure 1: Two examples of doubly-annotated twitter POS tagging data by different experts.




Figure 2: Label confusion matrix derived from two gold annotations of 500 twitters POS tagging.

annotators.

Second, a low-rank model is formulated to model the relationship between the size of group the annotator involved in, annotator’s reliability and element’s unambiguity in each sequence. Then inter-disagreement between reliable annotators on ambiguous elements can be obtained to compute label confusion matrix.

Third, cost-sensitive mechanism is combined to sequence labeling to encourage two more confusing label sequences that contain the ground-truth incur a lower Hamming loss, which aims to improve the robustness of sequence model.

Related Work

Hidden Markov Models (HMMs) (Juang and Rabiner 1991; Qiao et al. 2015) and Conditional Random Fields (CRFs) (Lafferty, McCallum, and Pereira 2001; Sarawagi and Cohen 2004) form the most popular generative-discriminative pair for sequence labeling. With the great success of DL models, the combination of deep learning and graphical models receives increasing attention (Chu et al. 2016). For example, Bi-LSTM-CRF (Huang, Xu, and Yu 2015) is proposed to efficiently encode past and future input features by combining a bidirectional LSTM network and a CRF layer. Furthermore, Transformer (Vaswani et al. 2017) is proposed with attention mechanism to learn long-range dependencies, which demonstrates significant improvement in efficiency and performance. However, both traditional and DL models require a large amount of training data with exact annotations, which is financially expensive and prohibitively time-consuming.

Incorporating semi-supervised learning to sequence labeling models (e.g. semi-supervised CRFs and semi-SVM) can partly lighten the burden of sequential annotations, but this learning mechanism still needs exact labelings.

Crowdsourcing provides an effective tool to collect large labeled dataset. Existing crowdsourcing learning models can be grouped into two types: wrapper and joint models. The former uses the inferred ground-truths from crowds for subsequent classifier learning while joint models simultaneously estimate annotators’ reliability and learn the prediction model. Dawid & Skene (DS) (Dawid and Skene 1979) aggregation model and its variants (e.g. GLAD (Whitehill et al. 2009)) explore different ways to model the relationship between the ground-truth, annotators’ reliability and corresponding annotations, and then use Expectation Maximization (EM) approach to estimate the ground-truth labels and annotators’ reliability. Sembler (Wu, Fan, and Yu 2012) and HMM-Crowd (Nguyen et al. 2017) models are proposed to aggregate multiple annotations to learn sequence model. Simpson and Gurevych (2018) further took label dependency in sequential annotation into consideration and used a Bayesian approach to model crowd sequential labels. It should be addressed that the above crowdsourcing learning models assume only one ground-truth and do not consider the inter-disagreement among annotators. As a result, these models fail to capture inherent semantic ambiguity in NLP tasks and preserve confusing label information.

To explore inter-disagreement between annotators, Plank, Hovy, and Søgaard (2014a) derived a label confusion matrix from doubly gold annotations and showed that the POS tagging classifier sensitive to confusing label information is more robust. Soberón et al. (2013) proposed CrowdTruth methodology to model ambiguity in semantic interpretation and treat all reliable annotator’s labelings on ambiguous cases as high quality annotations. Dumitrache, Aroyo, and Welty (2019) used ambiguity-aware ground-truths to train the classifier for open-domain relation extraction and the results showed that ambiguity-aware crowds are better than the experts regarding the quality and efficiency of annotation. However, CrowdTruth based models only preserve multiple ground-truths for ambiguous instances and ignore confusing label information that can benefit robust classifier learning.

In recent years multi-label crowdsourcing has been developed to identify multiple true labels from crowds for multi-label tasks. Different from discovering inter-disagreement between annotators in single-label crowdsourcing, most multi-label crowdsourcing methods assume that multiple ground-truths are assigned by one annotator. For example, Zhang and Wu (2018) extended generative single-label crowdsourcing method by combining the correlation among labels while Li et al. (2018) further utilized neighbors’ annotation and effort-saving annotating behavior of each annotator to jointly estimate annotators’ expertise and multi-label classifier. There have also been some research works exploring multi-label crowd consensus (Yu et al. 2020; Tu et al. 2020) with the assumption that reliable annotators share the same label correlations, which fails to preserve inter-disagreement among reliable annotators, though.

Proposed framework

The proposed framework LA-SCA contains three parts: infer ground-truths and reliable annotators by hierarchical modeling of crowds; obtain confusing label information from inter-disagreement between reliable annotators on ambiguous elements via a low rank model; incorporate label confusion information in cost-sensitive sequence labeling. The details are described as follows:

Hierarchical Modeling for Crowd Annotations

Let $Y = \{y_{i1}, y_{i2}, \dots, y_{iL}\}_{i=1}^N$ denotes the crowd annotations provided by L annotators over N instances. Each annotator l is belonged to a cluster $c \in \{1, 2, \dots, C\}$ and characterized by a confusion matrix $\Psi^{cl} \in [0, 1]^{T \times T}$ where T denotes the size of possible label set for Y .

We assume that the annotators in the same cluster have similar reliability but the corresponding annotations could be different. For example, annotators with lower reliability will provide various annotations in labeling a specific instance while reliable annotators have different opinions on ambiguous instances. To preserve disagreement between the annotators in the same cluster, we use the following hierarchical prior on each row of the confusion matrix Ψ^{cl} :

$$\eta_t^c \sim \text{Exponential}(\lambda_t), \eta_t^c > 0, \quad (1)$$

$$\beta_t^c \sim \text{Dirichlet}(\alpha_t), 0 < \beta_{tj}^c < 1, \sum_{j=1}^T \beta_{tj}^c = 1, \quad (2)$$

$$\Psi_t^{cl} \sim \text{Dirichlet}(\eta_t^c \beta_t^c), \quad (3)$$

$$y_{il} \sim \text{Multinomial}(\Psi_t^{cl}), \quad (4)$$

where c_l denotes that annotator l belongs to cluster c and z_i is the ground truth label of i_{th} instance. η_t^c and β_t^c can be understood as the precision and mean of Ψ_t^{cl} respectively.

Besides, the cluster assignment c_l and the ground truth z_i follows multinomial distribution as follows:

$$c_l \sim \text{Multinomial}(\nu), \quad (5)$$

$$z_i \sim \text{Multinomial}(\gamma), \quad (6)$$

where ν and γ are sampled from $\text{Dirichlet}(\epsilon_\nu)$ and $\text{Dirichlet}(\epsilon_\gamma)$ respectively.

We employ collapsed Gibbs sampling (Griffiths and Steyvers 2004; Lakkaraju et al. 2015) to estimate the conditional distribution over hidden variables z_i and c_l (more computation details can be found in Technical Appendix A). Let c and z denote the cluster assignments and true labels respectively, c^{-l} indicates that annotator l is excluded from the cluster assignment and z^{-i} excludes i_{th} instance. The conditional distribution of cluster assignment of annotator l given the rest variables is computed as:

$$\begin{aligned} p(c_l = c | c^{-l}, z, Y, \eta, \beta) \\ \propto p(c_l = c | c^{-l}) \times p(Y^l | Y^{-l}, z, c, \eta, \beta) \\ \propto (n_c^{-l} + \epsilon_\nu / C) \times \prod_t \frac{\Gamma(\eta_t^c)}{\Gamma(n_{lt} + \eta_t^c)} \prod_s \frac{\Gamma(n_{lts} + \eta_t^c \beta_{ts}^c)}{\Gamma(\eta_t^c \beta_{ts}^c)}, \end{aligned} \quad (7)$$

where n_c^{-l} denotes the number of annotators (exclude l) assigned to cluster c . n_{lt} is the number of instances that are annotated by l and have true label t . n_{lts} denotes the number of instances that are annotated with label s by l and have true label t .

Similarly, $p(z_i = t | z^{-i}, Y, c, \eta, \beta)$ is given as

$$\begin{aligned} p(z_i = t | z^{-i}, Y, c, \eta, \beta) \\ \propto p(z_i = t | z^{-i}) \times p(y_i | Y^{-i}, z_i = t, z^{-i}, c, \eta, \beta) \\ \propto (n_t^{-i} + \epsilon_\gamma / T) \times \prod_c \prod_{c_l=c} \frac{\prod_s (n_{lts}^{-i} + \eta_t^c \beta_{ts}^c)^{I(y_{il}=s)}}{n_{lt}^{-i} + \eta_t^c}, \end{aligned} \quad (8)$$

where n_t^i denotes the number of instances (exclude i) with true label t . n_{lt}^i denotes the number of instances (exclude i) that are annotated by l and have true label t . n_{lts} denotes the number of instances (exclude i) that are annotated with label s by l and have true label t .

Due to non-conjugacy of Exponential and Dirichlet prior for the likelihood function $p(Y | z, c, \eta, \beta)$, we use Metropolis-Hastings (MH) algorithm (Chib and Greenberg 1995) to estimate the conditional posterior distribution $p(\beta_{tj}^c | \beta_{t(\sim j)}^c, \eta_t^c, Y^c)$ and $p(\eta_t^c | \beta_t^c, Y^c)$ for each cluster, and the symmetric proposal distribution (i.e. uniform distribution) is selected to simulate a candidate sample (algorithm details are presented in Technical Appendix C Algorithm 1 and 2).

$p(\beta_{tj}^c | \beta_{t(\sim j)}^c, \eta_t^c, Y^c)$ is given as

$$\begin{aligned} p(\beta_{tj}^c | \beta_{t(\sim j)}^c, \eta_t^c, Y^c) &\propto p(Y^{cj} | Y^{-cj}, \beta_t^c, \eta_t^c) \times p(\beta_{tj}^c | \beta_{t(\sim j)}^c) \\ &\propto \prod_{c_l=c} \left\{ \frac{\Gamma(n_{ltj} + \eta_t^c \beta_{tj}^c)}{\Gamma(\eta_t^c \beta_{tj}^c)} \frac{\Gamma(n_{lts} + \eta_t^c \beta_{ts}^c)}{\Gamma(\eta_t^c \beta_{ts}^c)} \right\} \\ &\times \left(\frac{\beta_{tj}^c}{1 - u_{tj}^c} \right)^{\lambda_t \alpha_{tj} - 1} \left(1 - \frac{\beta_{tj}^c}{1 - u_{tj}^c} \right)^{\lambda_t \alpha_{tt} - 1}, \end{aligned} \quad (9)$$

where $\beta_t^c = [\beta_{t1}^c, \dots, \beta_{tj}^c, \dots, \beta_{tT}^c]$. $u_{tj}^c = 1 - \sum_{s=1, s \neq t, s \neq j}^T \beta_{ts}^c$. The conditional posterior distribution of β_{tt}^c is obtained via $\beta_{tt}^c = 1 - \sum_{j=1, j \neq t}^T \beta_{tj}^c$. Derivation details of $p(\beta_{tj}^c | \beta_{t(\sim j)}^c, \eta_t^c, Y^c)$ can be found in Technical Appendix B.

$p(\eta_t^c | \beta_t^c, Y^c)$ is defined as

$$\begin{aligned} p(\eta_t^c | \beta_t^c, Y^c) &\propto \prod_{c_l=c} \frac{\Gamma(\eta_t^c)}{\Gamma(n_{lt} + \eta_t^c)} \\ &\times \prod_j \frac{\Gamma(n_{ltj} + \eta_t^c \beta_{tj}^c)}{\Gamma(\eta_t^c \beta_{tj}^c)} \times \lambda_t e^{-(\lambda_t \eta_t^c)}. \end{aligned} \quad (10)$$

(Sabatpour et al. 2021)

By iteratively estimating z_i , c_l , β_t^c and η_t^c until convergence, annotators that have similar reliability could be grouped into the same cluster. Since inter-disagreement among experts could reveal linguistically ambiguous cases, to identify the cluster with reliable annotators, we compute the shared confusion matrix of each cluster based on the estimated ground truths z . One ground-truth for each instance

does not affect estimation of the shared confusion matrix as ambiguous cases only take up a very small part in the whole dataset (Plank, Hovy, and Soggaard 2014a). The entry of the shared confusion matrix $M^c \in \mathcal{R}^{T \times T}$ for the cluster c is defined as

$$M_{t,s}^c = \frac{\sum_i I(z_i = t) \prod_{l \in c} I(y_{il} = s)}{\sum_i I(z_i = t)}, \quad (11)$$

and the high-reliability cluster is obtained with $\arg \max_c \sum_{t=1}^T M_{t,t}^c / T$.

Identifying Ambiguity via Low Rank Model

Based on the identified reliable annotators, to estimate ambiguity degree of each element in a sequence, we assume that in the high-reliability cluster the decisions of annotators form small groups for ambiguous elements and annotators who is more reliable in labeling this sequence is consistent with other annotators for unambiguous elements. Inspired by the quantitative formula used to describe the relationship between the size of group, annotator’s reliability and task clarity (Tian and Zhu 2012), we construct an $L \times N^s$ matrix A for s_{th} sequence where N^s is the length of the sequence. In this matrix, each entry $A(l, N_j^s)$ denotes the size of group for annotator l involved in labeling j_{th} element in s_{th} sequence. We define $A(l, N_j^s)$ as

$$A(l, N_j^s) = \omega_l^s \times \mu_j^s, \quad (12)$$

where ω_l^s represents the reliability of annotator l in labeling s_{th} sequence and μ_j^s is the degree of unambiguity of j_{th} element.

Intuitively, if the annotator is more reliable or the element is less ambiguous, the size of group is more larger. Thus we employ rank-1 factorization to formulate the relationship between $A(l, N_j^s)$, ω_l^s and μ_j^s . The degree of unambiguity of each element in s_{th} sequence is computed as follows:

$$A^s = U \Lambda V^T, \quad (13)$$

$$\omega^s = U_{.1} \sqrt{\Lambda_{11}}, \quad (14)$$

$$\mu^s = V_{.1} \sqrt{\Lambda_{11}}, \quad (15)$$

where $\omega^s = [\omega_1^s, \omega_2^s, \dots, \omega_L^s]$ and $\mu^s = [\mu_1^s, \mu_2^s, \dots, \mu_{N^s}^s]$.

There are three steps concerning identifying ambiguity:

a. identify ambiguous elements. We rank the set of estimated degree of unambiguity for the whole sequential data and choose an appropriate percentage p to identify the element that falls in the range of top p minimum as ambiguous cases.

b. compute inter-disagreement between annotators. For the identified ambiguous cases, the disagreement among reliable annotators provides multiple possible ground-truths.

Let $\{y_{jt}\}_{t=1}^{L'}$ ($L' \leq L$) denotes the set of labels assigned by annotators for j_{th} ambiguous elements in s_{th} sequence, the score of y_{jt} can be defined as

$$S(y_{jt}) = \frac{\sum_{l=1}^L I(y_{jl} = y_{jt}) \omega_l^s}{\sum_{l=1}^L I(y_{jl} = y_{jt})}. \quad (16)$$

In practice ambiguous instances have limited gold annotations (Plank, Hovy, and Soggaard 2014b). We select top two labels for each ambiguous element by $S(y_{jt})$ in descending order and combine them with the inferred ground-truth in hierarchical modeling.

c. obtain confusing label information. Label confusion matrix $CF \in \mathcal{R}^{T \times T}$ is utilized to show the degree of confusion between label pairs, and the entry $CF(i, j)$ is defined as the mean of $p(z(x) = i, z(x) = j)$ and $p(z(x) = j, z(x) = i)$ where $p(z(x) = i, z(x) = j)$ is computed as

$$p(z(x) = i, z(x) = j) = \frac{\sum_k I(z(x_k) = i, z(x_k) = j)}{\sum_k I(z(x_k) = i)}, \quad (17)$$

where k denotes k_{th} element in the whole sequential dataset, and $p(z(x) = j, z(x) = i)$ is computed in a similar way.

Cost-sensitive sequence labeling

Given $\{x_i, z_i\}_{i=1}^N$ sequential dataset, where z_i are the inferred ground-truths via hierarchical Bayesian modeling. Traditional training criteria is to maximize the likelihood of conditional log-linear model, which does not distinguish the ground-truth from all incorrect outputs that are penalized equally through normalization. To improve sequence labeling, we employ cost-sensitive mechanism to incorporate confusing label information in the training, where the label sequence that is more confusing with the ground-truth incurs lower cost. The objective of cost-sensitive sequence labeling is defined as

$$L_{CS}(\theta) = \sum_{i=1}^N \log \frac{\exp\{\theta^T \mathbf{f}(x_i, z_i)\}}{\sum_{z_j} \text{cost}(z_j, z_i) \exp\{\theta^T \mathbf{f}(x_i, z_j)\}}, \quad (18)$$

where $\mathbf{f}(x_i, z_i)$ denotes the feature function. $\text{cost}(z_j, z_i)$ is used to measure the influence of confusing label information on the loss. A weighted Hamming loss is defined to describe $\text{cost}(z_j, z_i)$ as

$$\text{cost}(z_j, z_i) = \frac{1}{K_i} \sum_{k=1}^{K_i} (1 - p(z_{jk}, z_{ik})) * (z_{jk} \oplus z_{ik}), \quad (19)$$

where K_i is the number of tokens in i_{th} sequence. \oplus is the XOR boolean operator, $p(z_{jk}, z_{ik})$ is obtained from label confusion matrix.

Experiments

We conduct experiments on POS tagging and NER for English. It is widely debatable of POS analysis where there are many hard cases that annotators disagree on (Plank, Hovy, and Soggaard 2014b), while in NER the definition and partition of named entity still remains arguable. In the following sections, we present quantitative results to investigate the effectiveness of our framework in inferring the ground-truths, predicting unknown sequences and preserving confusing label information.

Datasets

Current published datasets cannot satisfy both crowd annotations and multiple gold annotations. We employ multiple gold-annotated and crowd-annotated datasets as follows:

POS tagging: Most POS tagging datasets only contain one gold annotation which fail to identify hard cases. Therefore we use three twitter POS tagging datasets in the work of studying cost-sensitive POS tagger (Dumitrache, Aroyo, and Welty 2019), which include 500 tweets with doubly gold annotations (denoted as T-DGA for simplicity), RITTER-TEST (118 tweets) dataset and INHOUSE (200 tweets) dataset. We employ T-DGA as training data (doubly gold annotations guarantee the existence of hard cases), and RITTER-TEST and INHOUSE as test datasets¹.

NER: CoNLL-2003 shared NER dataset (Sang and De Meulder 2003) is one of the most common benchmarks used in NLP community for sequence labeling, which contains four types of entities: persons (PER), locations (LOC), organizations (ORG) and miscellaneous (MISC). Rodrigues et al. (Rodrigues, Pereira, and Ribeiro 2014) put 400 articles from CoNLL-2003 on Amazon’s Mechanical Turk to collect crowd annotations. There are total 47 annotators and the average number of annotators per article is 4.9. In this paper, after pre-processing these crowd-labeled data we select 3000 sentence-level sequences, and use CoNLL 2003 test data².

Baselines

We use the following six models to learn from crowd sequential data as baselines.

MVtoken (Sang and De Meulder 2003): The ground-truth label sequence is obtained by choosing the label with more votes in token level.

DS (Dawid and Skene 1979): The EM algorithm is employed to assign weight to each vote in token level.

MACE (Hovy et al. 2013): By including a binary latent variable that denotes if and when each annotator is spamming, the model can identify which annotators are trustworthy and produce the true label.

Sembler (Wu, Fan, and Yu 2012): The model extends crowd-coursing learning on instance level to sequence level and jointly estimate annotators’ reliability and sequence model.

HMM-Crowd (Nguyen et al. 2017): Based on HMMs, the model further models the “crowd component” by including the parameters for the label quality of annotators and crowd variables.

HC-CLL: To verify the effectiveness of cost-sensitive sequence labeling, we also train the sequence prediction model by maximizing conditional log-likelihood.

Experimental setting

Synthetic crowd annotations: As T-DGA does not have real crowd annotations, we simulate annotators with different reliability by controlling the precision of their annotations. In practice the number of annotators is limited, we set the total

¹Both RITTER-TEST and INHOUSE have only one gold annotation.

²CoNLL 2003 testset has only one gold annotation.

number of annotators as 15 and arrange three different assignments: [5, 5, 5], [8, 4, 3] and [3, 4, 8]. In each assignment, three different ranges of precision: [0.9, 0.7], [0.7, 0.4] and [0.4, 0.1] are set to indicate various reliability from high to low levels.

LA-SCA framework: The optimal number of clusters for annotators is selected between the range [2, 5] based on Bayesian information criteria. λ_t is set to 2. To confirm that crowd annotations are better than randomly labeling, the diagonal of α_t is set to 0.7 while the off diagonal elements are set to 0.3. Furthermore, we select $p = 10\%$ to identify ambiguous elements.

Experimental results

Comparing with baselines We evaluate the effectiveness of the proposed framework in inferring ground-truths for training data and predicting testset.

POS tagging task:

For simplicity, we denote three different crowd annotations [8, 4, 3], [5, 5, 5] and [3, 4, 8] as ca_1 , ca_2 and ca_3 , respectively. Table 1 shows accuracy of inferring ground-truths in T-DGA dataset (HC-CLL is the same as LA-SCA in inferring ground-truths). We can see that most of crowd models achieve better performance by increasing the proportion of high quality annotations. The performance of each comparing model varies in Gold 1 and Gold 2 as these two gold annotations have different label assignments for some tokens. For the case of low quality annotations (i.e. ca_3), the developed hierarchical Bayesian model effectively identifies the annotators with high reliability, which can help guide the estimation of ground-truths and thus improves the performance. DS and HMM-Crowd achieve competitive results as the mechanism of iteratively estimate annotators’ reliability and the ground-truths alleviates the negative effect of low quality annotations.

Table 1: Accuracy of inferring ground-truths for T-DGA dataset (%).

Model	Gold1			Gold2		
	ca_1	ca_2	ca_3	ca_1	ca_2	ca_3
MVtoken	91.82	90.84	83.70	81.94	81.81	73.20
DS	93.34	90.97	91.99	83.53	81.90	82.14
MACE	89.80	84.79	84.56	80.76	76.26	75.89
Sembler	93.05	89.58	85.78	83.36	80.22	76.99
HMM-Crowd	93.40	91.59	90.38	83.72	82.06	81.12
LA-SCA	93.30	92.59	92.22	83.47	81.73	83.71

Table 2 reports F1 score of comparing methods on RITTER-TEST and INHOUSE datasets. Generally the model that learns from higher quality of ground-truths can achieve better prediction performance. For the wrapper models that input the inferred ground-truths to the sequence model (i.e. MVtoken, DS and MACE), prediction performance heavily depends on the quality of the estimated ground-truths. Therefore in ca_3 setting, the F1 score of wrapper models (i.e. MVtoken, DS and MACE) is lower than that of joint models (i.e. Sembler and HMM-Crowd). The developed hierarchical

Bayesian model HC-CLL effectively identifies the cluster with high reliability which enables stable performance in handling low quality annotations. Compared with HC-CLL, LA-SCA achieves better results in ca_1 and ca_2 settings as low quality crowd annotations (i.e. ca_3) fail to provide effective confusing label information, which is more likely to add much noise in cost-sensitive sequence labeling and then degrades prediction performance.

Table 2: Performance of the models on RITTER-TEST and INHOUSE dataset (%).

Model	RITTER- TEST			INHOUSE		
	ca_1	ca_2	ca_3	ca_1	ca_2	ca_3
MVtoken	59.35	58.72	58.72	53.15	52.29	48.03
DS	67.58	60.43	58.69	54.33	48.49	48.14
MACE	59.89	58.04	60.05	47.92	53.33	49.12
Sembler	59.82	61.74	60.53	49.65	50.22	49.93
HMM-Crowd	61.10	61.30	61.79	49.98	49.12	52.40
HC-CLL	61.18	65.12	62.57	52.97	54.55	52.88
LA-SCA	66.20	67.32	61.57	55.65	57.25	50.84

NER task:

In NER tagging task class ‘‘O’’ accounts for a great proportion of the total classes, thus we use F1 score instead of accuracy to report the performance of inferring ground-truths for training data of CoNLL 2003 NER task. As shown in Table 3, the developed hierarchical Bayesian model achieves the best F1 score and DS model also achieves competitive result. Table 3 also demonstrates the performance of predicting labels for testing data. Due to limited crowded training data the overall performance of comparing methods is well below the reported results (Rodrigues, Pereira, and Ribeiro 2014). The proposed framework LA-SCA still outperforms the baselines but only by a narrow margin. Since cost-sensitive learning mechanism inevitably produces label noises in NER task as there are a few confusing labels that should be attended to each other, directly maximizing log-likelihood can be competitive with cost-sensitive maximization.

Table 3: Evaluation on CoNLL 2003 NER task (%).

Model	Infer ground-truths	Prediction
MVtoken	63.17	38.52
DS	65.32	39.21
MACE	60.07	37.10
Sembler	63.25	38.87
HMM-Crowd	63.44	39.31
HC-CLL	67.54	40.56
LA-SCA	67.54	41.56

Identifying ambiguous cases In this section, we investigate the performance of LA-SCA in identifying ambiguous cases and preserving confusing label information. We present the results on T-DGA dataset (ca_1 setting) as it provides the standard for comparison.

First, we measure the performance of identifying ambigu-

Tweet: How to make Daily is out
Gold: PRT ADP NOUN ADV
Derived: ADP NOUN ADV

Tweet: Why barefoot isn't best for most runners
Gold: ADV ADV ADV DET ADV
Derived: DET ADV

Figure 3: Two examples from T-DGA with gold and derived labelings on ambiguous cases.

ous cases with the following measures:

$$acc_1 = \frac{\#correctly\ identified\ ambiguous\ cases}{\#all\ ambiguous\ cases}, \quad (20)$$

$$acc_2 = \frac{\#correctly\ double\ annotated\ ambiguous\ cases}{\#all\ ambiguous\ cases}, \quad (21)$$

and we obtain that $acc_1 = 725/931 = 0.779$ and $acc_2 = 614/931 = 0.660$. It can be concluded that LA-SCA successfully identifies most of ambiguous cases in T-DGA. We further present two examples from T-DGA with gold and derived labelings on ambiguous cases, as demonstrated in Figure 3, LA-SCA identifies ambiguous cases with label confusing pairs of [‘‘ADJ’’, ‘‘NOUN’’] and [‘‘DET’’, ‘‘ADV’’] successfully.

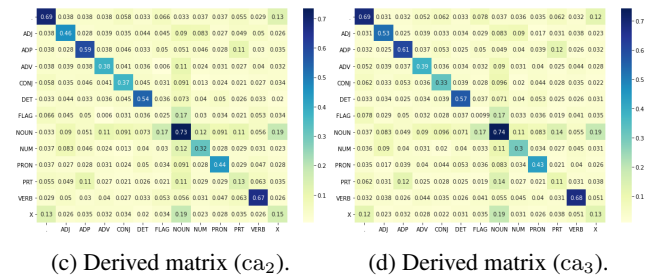



Figure 4: Comparison between the gold the derived label confusion matrices on T-DGA.

Figure 4 shows the gold label confusion matrix and the derived confusion matrices of three settings respectively. As




Figure 5: Shared confusion matrices of three clusters on POS tagging task.

crowds contain noisy label information, the agreement for some labels is lower than the gold one, which may generate wrong confusing label information. For example, in the twitter “FollowerSale is most Trusted company to buy”, the gold annotation of “to” is [“VERB”] while the derived confusing label set is [“VERB”, “PRON”]. But the derived matrices also preserve some confusing label information that is similar to the gold. For example, the agreement between adjectives [“ADJ”] are nouns [“NOUN”], and [“X”] category is more likely to be confused with punctuations [“.”] and nouns [“NOUN”].

Interpreting clusters Clustering for crowd annotations can help discover common patterns of the annotators with similar reliability. Here we demonstrate how to interpret the shared confusion matrices of the estimated clusters in POS tagging and NER tasks.

POS tagging task:

We choose ca_1 setting and present the shared confusion matrices of three clusters. By reviewing the diagonal elements in three shared confusion matrices of Figure 5, we can see that the developed Bayesian hierarchical model separates the annotators with different reliability well. Cluster 1 demonstrates the annotators with high reliability where the average successful identification value is above 0.7, while the annotators with lower reliability are clustered into the third cluster where the average successful identification value is below 0.3.

NER task:

We present clustering results of crowd annotations collected from AMT. Generally these crowd annotations are of good quality. It can be seen from Figure 6 that both two clusters are reliable in assigning “I-PER”, “O”, “I-LOC” and “B-ORG”. Cluster 1 shows the more reliable annotations where the average diagonal value is 0.742, and the average diagonal value in cluster 2 is 0.535.

Discussion

The major concern regarding LA-SCA evaluation is to perform on the dataset with both crowd annotations and multiple gold annotations. For T-DGA, we have to simulate crowd annotations and use precision to indicate annotator’s reliability in global view. A situation will arise that simple cases are more likely to be incorrectly annotated in the precision with

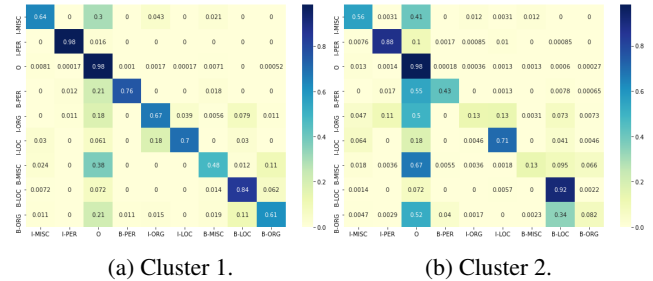


Figure 6: Shared confusion matrices of clusters on NER task.

[0.9, 0.7], which is not in line with the decision of reliable annotators. In the crowd-annotated CoNLL-2003 NER task, the size of assigned annotators per article is limited and crowd annotations are of good quality, which more or less hinders exploration of labeling diversity.

While the incomplete datasets partially limit the applicability of LA-SCA, the proposed hierarchical Bayesian modeling shows its competitiveness in inferring ground-truths from real crowd annotations and synthetic crowds with low reliability. As cost-sensitive mechanism expects sparse label confusion matrix in the task (e.g. NER) where only a few labels are more confused with each other, it still remains to be explored to achieve significant improvement in predicting unknown sequences.

Conclusion

In this paper, we propose a framework called Learning Ambiguity from Crowd Sequential Annotations (LA-SCA) to explore inter-disagreement between reliable annotators and effectively preserve confusing label information to improve robust sequence classifier learning. Experimental results show that LA-SCA achieves competitive performance in inferring ground-truth from crowds and predicting testset. Further, identified clusters can help interpret labeling patterns of the annotators with similar reliability, which can help task designers improve labeling guideline.

A. Estimating the conditional distribution over hidden variables z_i and c_l

a. Derivation of $p(c_l = c | \mathbf{c}^{-l}, \mathbf{z}, Y, \eta, \boldsymbol{\beta})$ is as follows:

$$p(c_l = c | \mathbf{c}^{-l}, \mathbf{z}, Y, \eta, \boldsymbol{\beta}) \propto p(c_l = c | \mathbf{c}^{-l}) \times p(Y^l | Y^{-l}, \mathbf{z}, \mathbf{c}, \eta, \boldsymbol{\beta}), \quad (22)$$

where $p(c_l = c | \mathbf{c}^{-l})$ is computed as

$$\begin{aligned} p(c_l = c | \mathbf{c}^{-l}) &= p(c_1, c_2, \dots, c_l = c) / p(c_1, c_2, \dots, c_{l-1}) \\ &= \frac{\Gamma(\epsilon_\nu)}{\Gamma(L + \epsilon_\nu)} \prod_{c=1}^C \frac{\Gamma(n_c + \epsilon_\nu / C)}{\Gamma(\epsilon_\nu / C)} \Big/ \frac{\Gamma(\epsilon_\nu)}{\Gamma(L + \epsilon_\nu - 1)} \prod_{c=1}^C \frac{\Gamma(n_c^{-l} + \epsilon_\nu / C)}{\Gamma(\epsilon_\nu / C)} \\ &= \frac{\Gamma(L + \epsilon_\nu - 1)}{\Gamma(L + \epsilon_\nu)} \frac{\Gamma(n_c + \epsilon_\nu / C)}{\Gamma(n_c^{-l} + \epsilon_\nu / C)} \\ &= \frac{n_c^{-l} + \epsilon_\nu / C}{L + \epsilon_\nu - 1}. \end{aligned} \quad (23)$$

The likelihood $p(Y | \mathbf{z}, \mathbf{c}, \eta, \boldsymbol{\beta})$ is obtained by integrating out the variables Ψ^{c_l} :

$$\begin{aligned} p(Y | \mathbf{z}, \mathbf{c}, \eta, \boldsymbol{\beta}) &= \prod_c \prod_{l \in c} \prod_t \int p(Y^{c_l} | \Psi_t^{c_l}) p(\Psi_t^{c_l} | \eta_t^c \boldsymbol{\beta}_t^c) d(\eta_t^c \boldsymbol{\beta}_t^c) \\ &= \prod_c \prod_{l \in c} \prod_t \left[\frac{\Gamma(\eta_t^c)}{\Gamma(n_{lt} + \eta_t^c)} \prod_s \frac{\Gamma(n_{lts} + \eta_t^c \boldsymbol{\beta}_{ts}^c)}{\Gamma(\eta_t^c \boldsymbol{\beta}_{ts}^c)} \right]. \end{aligned} \quad (3)$$

Then via Bayesian rule we obtain the conditional distribution:

$$p(Y^l | Y^{-l}, \mathbf{z}, \mathbf{c}, \eta, \boldsymbol{\beta}) = \prod_t \left[\frac{\Gamma(\eta_t^c)}{\Gamma(n_{lt} + \eta_t^c)} \prod_s \frac{\Gamma(n_{lts} + \eta_t^c \boldsymbol{\beta}_{ts}^c)}{\Gamma(\eta_t^c \boldsymbol{\beta}_{ts}^c)} \right]. \quad (4)$$

b. Derivation of $p(z_i = t | \mathbf{z}^{-i}, Y, \mathbf{c}, \eta, \boldsymbol{\beta})$ is as follows:

$$\begin{aligned} p(z_i = t | \mathbf{z}^{-i}, Y, \mathbf{c}, \eta, \boldsymbol{\beta}) &= p(z_i = t | \mathbf{z}^{-i}) \times p(y_i | Y^{-i}, z_i = t, \mathbf{z}^{-i}, \mathbf{c}, \eta, \boldsymbol{\beta}), \end{aligned} \quad (5)$$

where $p(z_i | \mathbf{z}^{-i})$ is computed as

$$\begin{aligned} p(z_i = t | \mathbf{z}^{-i}) &= p(z_1, z_2, \dots, z_i = t) / p(z_1, z_2, \dots, z_{i-1}) \\ &= \frac{\Gamma(\epsilon_\gamma)}{\Gamma(N + \epsilon_\gamma)} \prod_{t=1}^T \frac{\Gamma(n_t + \epsilon_\gamma / T)}{\Gamma(\epsilon_\gamma / T)} \Big/ \frac{\Gamma(\epsilon_\gamma)}{\Gamma(N + \epsilon_\gamma - 1)} \prod_{t=1}^T \frac{\Gamma(n_t^{-i} + \epsilon_\gamma / T)}{\Gamma(\epsilon_\gamma / T)} \\ &= \frac{\Gamma(N + \epsilon_\gamma - 1)}{\Gamma(N + \epsilon_\gamma)} \frac{\Gamma(n_t + \epsilon_\gamma / T)}{\Gamma(n_t^{-i} + \epsilon_\gamma / T)} \\ &= \frac{n_t^{-i} + \epsilon_\gamma / T}{N + \epsilon_\gamma - 1}, \end{aligned} \quad (6)$$

and $p(y_i | Y^{-i}, z_i = t, \mathbf{z}^{-i}, \mathbf{c}, \eta, \boldsymbol{\beta})$ is obtained as

$$\begin{aligned} p(y_i | Y^{-i}, z_i = t, \mathbf{z}^{-i}, \mathbf{c}, \eta, \boldsymbol{\beta}) &= \prod_c \prod_{l \in c} \left[\frac{\Gamma(\eta_t^c)}{\Gamma(n_{lt} + \eta_t^c)} \prod_s \frac{\Gamma(n_{lts} + \eta_t^c \boldsymbol{\beta}_{ts}^c)}{\Gamma(\eta_t^c \boldsymbol{\beta}_{ts}^c)} \Big/ \frac{\Gamma(\eta_t^c)}{\Gamma(n_{lt}^{-i} + \eta_t^c)} \prod_s \frac{\Gamma(n_{lts}^{-i} + \eta_t^c \boldsymbol{\beta}_{ts}^c)}{\Gamma(\eta_t^c \boldsymbol{\beta}_{ts}^c)} \right] \\ &= \prod_c \prod_{l \in c} \frac{\prod_s (n_{lts}^{-i} + \eta_t^c \boldsymbol{\beta}_{ts}^c)^{I(y_{il} = s)}}{n_{lt}^{-i} + \eta_t^c}. \end{aligned} \quad (7)$$

B

a. Derivation of $p(\boldsymbol{\beta}_{tj}^c | \boldsymbol{\beta}_{t(\sim j)}^c, \eta_t^c, Y^c)$ is as follows:

$$p(\boldsymbol{\beta}_{tj}^c | \boldsymbol{\beta}_{t(\sim j)}^c, \eta_t^c, Y^c) \propto p(Y^{cj} | Y^{-cj}, \boldsymbol{\beta}_t^c, \eta_t^c) \times p(\boldsymbol{\beta}_{tj}^c | \boldsymbol{\beta}_{t(\sim j)}^c). \quad (8)$$

First, $\boldsymbol{\beta}_t^c$ follows dirichlet distribution:

$$\boldsymbol{\beta}_t^c | \boldsymbol{\alpha}_t \sim \text{Dirichlet}(\boldsymbol{\alpha}_t), 0 < \boldsymbol{\beta}_{tj}^c < 1, \sum_{j=1}^T \boldsymbol{\beta}_{tj}^c = 1, \quad (9)$$

where the detailed form is given as:

$$(\boldsymbol{\beta}_{t1}^c, \dots, \boldsymbol{\beta}_{tj}^c, \dots, \boldsymbol{\beta}_{tT}^c) \sim \text{Dirichlet}(\lambda_t \boldsymbol{\alpha}_{t1}, \dots, \lambda_t \boldsymbol{\alpha}_{tj}, \dots, \lambda_t \boldsymbol{\alpha}_{tT}). \quad (10)$$

With the aggregation property we obtain that

$$(\boldsymbol{\beta}_{tj}^c, u_{tj}^c, \boldsymbol{\beta}_{tt}^c = 1 - \boldsymbol{\beta}_{tj}^c - u_{tj}^c) \sim \text{Dirichlet}(\lambda_t \boldsymbol{\alpha}_{tj}, a_j, \lambda_t \boldsymbol{\alpha}_{tt}), \quad (11)$$

where

$$u_{tj}^c = 1 - \sum_{s=1, s \neq t, s \neq j}^T \boldsymbol{\beta}_{ts}^c, \quad (12)$$

$$a_j = \sum_{s=1, s \neq t, s \neq j}^T \lambda_t \boldsymbol{\alpha}_{ts}. \quad (13)$$

The joint probability $p(\boldsymbol{\beta}_{tj}^c, u_{tj}^c)$ is given as

$$\begin{aligned} p(\boldsymbol{\beta}_{tj}^c, u_{tj}^c) &= \prod_{l \in c} \frac{\Gamma(\sum_{j=1}^T \lambda_t \boldsymbol{\alpha}_{tj})}{\Gamma(\lambda_t \boldsymbol{\alpha}_{tj}) \Gamma(a_j) \Gamma(\lambda_t \boldsymbol{\alpha}_{tt})} \\ &\times (\boldsymbol{\beta}_{tj}^c)^{\lambda_t \boldsymbol{\alpha}_{tj} - 1} (u_{tj}^c)^{a_j - 1} (1 - \boldsymbol{\beta}_{tj}^c - u_{tj}^c)^{\lambda_t \boldsymbol{\alpha}_{tt} - 1}. \end{aligned} \quad (14)$$

The marginal probability $p(u_{tj}^c | \eta_t^c, Y^c)$ is computed as

$$\begin{aligned} p(u_{tj}^c) &= \frac{\Gamma(\sum_{j=1}^T \lambda_t \boldsymbol{\alpha}_{tj})}{\Gamma(a_j) \Gamma(\lambda_t \boldsymbol{\alpha}_{tt} + \lambda_t \boldsymbol{\alpha}_{tj})} \\ &\times (u_{tj}^c)^{a_j - 1} (1 - u_{tj}^c)^{\lambda_t \boldsymbol{\alpha}_{tt} + \lambda_t \boldsymbol{\alpha}_{tj} - 1}. \end{aligned} \quad (15)$$

Then the conditional distribution $p(\boldsymbol{\beta}_{tj}^c | \boldsymbol{\beta}_{t(\sim j)}^c)$ is given as

$$p(\boldsymbol{\beta}_{tj}^c | \boldsymbol{\beta}_{t(\sim j)}^c) \propto \left(\frac{\boldsymbol{\beta}_{tj}^c}{1 - u_{tj}^c} \right)^{\lambda_t \boldsymbol{\alpha}_{tj} - 1} \left(1 - \frac{\boldsymbol{\beta}_{tj}^c}{1 - u_{tj}^c} \right)^{\lambda_t \boldsymbol{\alpha}_{tt} - 1}. \quad (16)$$

According to Equation (3) in Appendix A, it can be easily obtained that

$$p(Y^{cj} | Y^{-cj}, \boldsymbol{\beta}_t^c, \eta_t^c) = \prod_{l \in c} \left\{ \frac{\Gamma(n_{ltj} + \eta_t^c \boldsymbol{\beta}_{tj}^c)}{\Gamma(\eta_t^c \boldsymbol{\beta}_{tj}^c)} \frac{\Gamma(n_{lts} + \eta_t^c \boldsymbol{\beta}_{ts}^c)}{\Gamma(\eta_t^c \boldsymbol{\beta}_{ts}^c)} \right\}. \quad (17)$$

Finally we obtain that

$$\begin{aligned} p(\boldsymbol{\beta}_{tj}^c | \boldsymbol{\beta}_{t(\sim j)}^c, \eta_t^c, Y^c) &\propto p(Y^{cj} | Y^{-cj}, \boldsymbol{\beta}_t^c, \eta_t^c) \times p(\boldsymbol{\beta}_{tj}^c | \boldsymbol{\beta}_{t(\sim j)}^c) \\ &\propto \prod_{l \in c} \left\{ \frac{\Gamma(n_{ltj} + \eta_t^c \boldsymbol{\beta}_{tj}^c)}{\Gamma(\eta_t^c \boldsymbol{\beta}_{tj}^c)} \frac{\Gamma(n_{lts} + \eta_t^c \boldsymbol{\beta}_{ts}^c)}{\Gamma(\eta_t^c \boldsymbol{\beta}_{ts}^c)} \right\} \\ &\times \left(\frac{\boldsymbol{\beta}_{tj}^c}{1 - u_{tj}^c} \right)^{\lambda_t \boldsymbol{\alpha}_{tj} - 1} \left(1 - \frac{\boldsymbol{\beta}_{tj}^c}{1 - u_{tj}^c} \right)^{\lambda_t \boldsymbol{\alpha}_{tt} - 1}. \end{aligned} \quad (18)$$

b. Derivation of $p(\eta_t^c | \beta_t^c, Y^c)$ is as follows:
The joint posterior distribution $p(\eta_t^c, \beta_t^c | Y^c)$ is given as

$$p(\eta_t^c, \beta_t^c | Y^c) \propto \prod_{l \in c} \frac{\Gamma(\eta_t^c)}{\Gamma(n_{lt} + \eta_t^c)} \prod_j \frac{\Gamma(n_{ltj} + \eta_t^c \beta_{tj}^c)}{\Gamma(\eta_t^c \beta_{tj}^c)} \times \prod_j (\beta_{tj}^c)^{\lambda_t \alpha_{tj} - 1} \times \lambda e^{-(\lambda \eta_t^c)}. \quad (19)$$

Then the conditional posterior distribution $p(\eta_t^c | \beta_t^c, Y^c)$ is obtained with

$$p(\eta_t^c | \beta_t^c, Y^c) \propto \prod_{l \in c} \frac{\Gamma(\eta_t^c)}{\Gamma(n_{lt} + \eta_t^c)} \prod_j \frac{\Gamma(n_{ltj} + \eta_t^c \beta_{tj}^c)}{\Gamma(\eta_t^c \beta_{tj}^c)} \times \lambda e^{-(\lambda \eta_t^c)}. \quad (20)$$

C. Metropolis-Hastings algorithm simulating

β_{tj}^c and η_t^c

Algorithm 1: Metropolis-Hastings algorithm simulating β_{tj}^c .

```

1: Initialize  $\beta_{tj}^{c_0}$ 
2: for  $i = 1, 2, \dots$  do
3:   Propose:  $\beta_{tj}^{c_{\text{cand}}} \sim U(0, \min\{2\beta_{tj}^{c_{i-1}}, 1\})$ 
4:   Acceptance probability:
    $\alpha(\beta_{tj}^{c_{\text{cand}}} | \beta_{tj}^{c_{i-1}}) = \min\left\{1, \frac{p(\beta_{tj}^{c_{\text{cand}}} | \beta_{t(\sim j)}^c, \eta_t^c, Y^c)}{p(\beta_{tj}^{c_{i-1}} | \beta_{t(\sim j)}^c, \eta_t^c, Y^c)}\right\}$ 
5:    $u \sim U(0, 1)$ 
6:   if  $u < \alpha$  then
7:     Accept the proposal:  $\beta_{tj}^{c_i} \leftarrow \beta_{tj}^{c_{\text{cand}}}$ 
8:   else
9:     Reject the proposal:  $\beta_{tj}^{c_i} \leftarrow \beta_{tj}^{c_{i-1}}$ 
10:  end if
11: end for

```

Algorithm 2: Metropolis-Hastings algorithm simulating η_t^c .

```

Initialize  $\eta_t^{c_0}$ 
2: for  $i = 1, 2, \dots$  do
   Propose:  $\eta_t^{c_{\text{cand}}} \sim U(0, \min\{2\eta_t^{c_{i-1}}, 1\})$ 
4:   Acceptance probability:
    $\alpha(\eta_t^{c_{\text{cand}}} | \eta_t^{c_{i-1}}) = \min\left\{1, \frac{p(\eta_t^{c_{\text{cand}}} | \beta_t^c, Y^c)}{p(\eta_t^{c_{i-1}} | \beta_t^c, Y^c)}\right\}$ 
    $u \sim U(0, 1)$ 
6:   if  $u < \alpha$  then
   Accept the proposal:  $\eta_t^{c_i} \leftarrow \eta_t^{c_{\text{cand}}}$ 
8:   else
   Reject the proposal:  $\eta_t^{c_i} \leftarrow \eta_t^{c_{i-1}}$ 
10:  end if
end for

```

References

Chib, S.; and Greenberg, E. 1995. Understanding the metropolis-hastings algorithm. *The american statistician*, 49(4): 327–335.

Chu, X.; Ouyang, W.; Li, H.; and Wang, X. 2016. Crf-cnn: Modeling structured information in human pose estimation. *arXiv preprint arXiv:1611.00468*.

Dawid, A. P.; and Skene, A. M. 1979. Maximum likelihood estimation of the observer error-rates using the EM algorithm. *Journal of the Royal Statistical Society: Series C (Applied Statistics)*, 28(1): 20–28.

Dumitrache, A.; Aroyo, L.; and Welty, C. 2019. A crowd-sourced frame disambiguation corpus with ambiguity. *arXiv preprint arXiv:1904.06101*.

Finin, T.; Murnane, W.; Karandikar, A.; Keller, N.; Martineau, J.; and Dredze, M. 2010. Annotating named entities in twitter data with crowdsourcing. In *Proceedings of the NAACL HLT 2010 Workshop on Creating Speech and Language Data with Amazon’s Mechanical Turk*, 80–88.

Griffiths, T. L.; and Steyvers, M. 2004. Finding scientific topics. *Proceedings of the National academy of Sciences*, 101(suppl 1): 5228–5235.

Hovy, D.; Berg-Kirkpatrick, T.; Vaswani, A.; and Hovy, E. 2013. Learning whom to trust with MACE. In *Proceedings of the 2013 Conference of the North American Chapter of the Association for Computational Linguistics: Human Language Technologies*, 1120–1130.

Huang, Z.; Xu, W.; and Yu, K. 2015. Bidirectional LSTM-CRF models for sequence tagging. *arXiv preprint arXiv:1508.01991*.

Juang, B. H.; and Rabiner, L. R. 1991. Hidden Markov models for speech recognition. *Technometrics*, 33(3): 251–272.

Lafferty, J.; McCallum, A.; and Pereira, F. C. 2001. Conditional random fields: Probabilistic models for segmenting and labeling sequence data.

Lakkaraju, H.; Leskovec, J.; Kleinberg, J.; and Mullainathan, S. 2015. A bayesian framework for modeling human evaluations. In *Proceedings of the 2015 SIAM International Conference on Data Mining*, 181–189. SIAM.

Li, S.-Y.; Jiang, Y.; Chawla, N. V.; and Zhou, Z.-H. 2018. Multi-label learning from crowds. *IEEE Transactions on Knowledge and Data Engineering*, 31(7): 1369–1382.

Nguyen, A. T.; Wallace, B. C.; Li, J. J.; Nenkova, A.; and Lease, M. 2017. Aggregating and predicting sequence labels from crowd annotations. In *Proceedings of the conference. Association for Computational Linguistics. Meeting*, volume 2017, 299. NIH Public Access.

Plank, B.; Hovy, D.; and Søgaard, A. 2014a. Learning part-of-speech taggers with inter-annotator agreement loss. In *Proceedings of the 14th Conference of the European Chapter of the Association for Computational Linguistics*, 742–751.

Plank, B.; Hovy, D.; and Søgaard, A. 2014b. Linguistically debatable or just plain wrong? In *Proceedings of the 52nd Annual Meeting of the Association for Computational Linguistics (Volume 2: Short Papers)*, 507–511.

Qiao, M.; Bian, W.; Da Xu, R. Y.; and Tao, D. 2015. Diversified hidden Markov models for sequential labeling. *IEEE Transactions on Knowledge and Data Engineering*, 27(11): 2947–2960.

Raykar, V. C.; Yu, S.; Zhao, L. H.; Valadez, G. H.; Florin, C.; Bogoni, L.; and Moy, L. 2010. Learning from crowds. *Journal of Machine Learning Research*, 11(4).

Rodrigues, F.; Pereira, F.; and Ribeiro, B. 2014. Sequence labeling with multiple annotators. *Machine learning*, 95(2): 165–181.

Sabetpour, N.; Kulkarni, A.; Xie, S.; and Li, Q. 2021. Truth discovery in sequence labels from crowds. In *2021 IEEE International Conference on Data Mining (ICDM)*, 539–548. IEEE.

Sang, E. F.; and De Meulder, F. 2003. Introduction to the CoNLL-2003 shared task: Language-independent named entity recognition. *arXiv preprint cs/0306050*.

Sarawagi, S.; and Cohen, W. W. 2004. Semi-markov conditional random fields for information extraction. *Advances in neural information processing systems*, 17: 1185–1192.

Simpson, E.; and Gurevych, I. 2018. A Bayesian approach for sequence tagging with crowds. *arXiv preprint arXiv:1811.00780*.

Snow, R.; O’connor, B.; Jurafsky, D.; and Ng, A. Y. 2008. Cheap and fast—but is it good? evaluating non-expert annotations for natural language tasks. In *Proceedings of the 2008 conference on empirical methods in natural language processing*, 254–263.

Soberón, G.; Aroyo, L.; Welty, C.; Inel, O.; Lin, H.; and Overmeen, M. 2013. Measuring crowd truth: Disagreement metrics combined with worker behavior filters. In *CrowdSem 2013 Workshop*, volume 2.

Tian, Y.; and Zhu, J. 2012. Learning from crowds in the presence of schools of thought. In *Proceedings of the 18th ACM SIGKDD international conference on Knowledge discovery and data mining*, 226–234.

Tu, J.; Yu, G.; Domeniconi, C.; Wang, J.; Xiao, G.; and Guo, M. 2020. Multi-label crowd consensus via joint matrix factorization. *Knowledge and Information Systems*, 62(4): 1341–1369.

Vaswani, A.; Shazeer, N.; Parmar, N.; Uszkoreit, J.; Jones, L.; Gomez, A. N.; Kaiser, Ł.; and Polosukhin, I. 2017. Attention is all you need. *Advances in neural information processing systems*, 30.

Whitehill, J.; Wu, T.-f.; Bergsma, J.; Movellan, J.; and Ruvolo, P. 2009. Whose vote should count more: Optimal integration of labels from labelers of unknown expertise. *Advances in neural information processing systems*, 22: 2035–2043.

Wu, X.; Fan, W.; and Yu, Y. 2012. Sembler: Ensembling crowd sequential labeling for improved quality. In *Proceedings of the AAAI Conference on Artificial Intelligence*, volume 26.

Yu, G.; Tu, J.; Wang, J.; Domeniconi, C.; and Zhang, X. 2020. Active multilabel crowd consensus. *IEEE Transactions on Neural Networks and Learning Systems*, 32(4): 1448–1459.

Zhang, J.; and Wu, X. 2018. Multi-label inference for crowdsourcing. In *Proceedings of the 24th ACM SIGKDD International Conference on Knowledge Discovery & Data Mining*, 2738–2747.