

---

# Informed Down-Sampled Lexicase Selection: Identifying productive training cases for efficient problem solving

<b>Ryan Boldi*</b> University of Massachusetts, Amherst, MA 01003, USA	rbahlousbold@umass.edu
<b>Martin Briesch*</b> Johannes Gutenberg University, Mainz, 55128, Germany	briesch@uni-mainz.de
<b>Dominik Sobania</b> Johannes Gutenberg University, Mainz, 55128, Germany	dsobania@uni-mainz.de
<b>Alexander Lalejini</b> Grand Valley State University, Allendale, MI 49401, USA	lalejina@gvsu.edu
<b>Thomas Helmuth</b> Hamilton College, Clinton, NY, 13323, USA	thelmuth@hamilton.edu
<b>Franz Rothlauf</b> Johannes Gutenberg University, Mainz, 55128, Germany	rothlauf@uni-mainz.de
<b>Charles Ofria</b> Michigan State University, East Lansing, MI 48824, USA	ofria@msu.edu
<b>Lee Spector</b> Amherst College, Amherst, MA 01002, USA	lspector@amherst.edu

---

## Abstract

Genetic Programming (GP) often uses large training sets and requires all individuals to be evaluated on all training cases during selection. Random down-sampled lexicase selection evaluates individuals on only a random subset of the training cases allowing for more individuals to be explored with the same amount of program executions. However, creating a down-sample randomly might exclude important cases from the current down-sample for a number of generations, while cases that measure the same behavior (synonymous cases) may be overused despite their redundancy. In this work, we introduce Informed Down-Sampled Lexicase Selection. This method leverages population statistics to build down-samples that contain more distinct and therefore informative training cases. Through an empirical investigation across two different GP systems (PushGP and Grammar-Guided GP), we find that informed down-sampling significantly outperforms random down-sampling on a set of contemporary program synthesis benchmark problems. Through an analysis of the created down-samples, we find that important training cases are included in the down-sample consistently across independent evolutionary runs and systems. We hypothesize that this improvement can be attributed to the ability of Informed Down-Sampled Lexicase Selection to maintain more specialist individuals over the course of evolution, while also benefiting from reduced per-evaluation costs.

## Keywords

Genetic programming, parent selection algorithms, selection schemes, lexicase selection, down-sampling, informed down-sampling

---

\*Both authors contributed equally.

## 1 Introduction

In Evolutionary Computation, we often use large sets of training data to evaluate the quality of candidate solutions. For instance, most Genetic Programming (GP) systems evaluate programs using input/output examples (training cases) that specify the expected behavior of a correct program. Many GP selection strategies aggregate each program’s performance across all training cases to produce one *fitness* score that can be used for selection. In contrast, lexicase selection (Spector, 2012; Helmuth et al., 2015) avoids aggregation and considers each training case separately, which has been shown to improve diversity maintenance (Helmuth et al., 2016; Dolson and Ofria, 2018) and problem-solving success across a wide range of domains (Moore and Stanton, 2017; Metevier et al., 2019; Aenugu and Spector, 2019; Ding and Spector, 2021; Lalejini et al., 2022).

However, standard lexicase selection has the drawback that we have to evaluate all individuals on all training cases, which can be computationally expensive when evaluation is non-trivial. To reduce lexicase selection’s computational cost, recent work introduced down-sampled lexicase selection (Moore and Stanton, 2017; Hernandez et al., 2019; Ferguson et al., 2020). In down-sampled lexicase selection, the training set is randomly down-sampled, reducing the number of test case evaluations required to assess the quality of each candidate solution. This in turn reduces the cost of evaluating an entire set of individuals, allowing us to reallocate computational resources to other aspects of an evolutionary search (e.g., increasing search time or population size), which can substantially improve problem-solving success (Helmuth and Spector, 2020, 2021; Hernandez et al., 2019). However, a naive random down-sample can leave out potentially important test cases, resulting in a loss of diversity (Ferguson et al., 2020; Helmuth et al., 2020; Hernandez et al., 2022).

In order to put more computational effort towards evaluating individuals on important training cases, we propose *informed down-sampling* (IDS), which uses runtime population statistics to build a down-sample that contains more distinct cases.

Given a set of solutions, two training cases are distinct from each other if the subsets of solutions that solve each of the two test cases have little-to-no overlap. Two training cases are synonymous if the opposite is true: there is substantial overlap between the subsets of solutions that solve each case\*. Consequently, Informed down-sampling favors the distinct training cases over synonymous cases when building a down-sample to use for selection. We expect these informed down-samples to better maintain unique individuals, increasing overall population diversity while also putting more selection pressure on individuals whose descendants are more likely to solve the problem. These unique individuals are often viewed as the stepping-stones for evolution to use in finding a perfect solution program (Helmuth et al., 2020).

To assess the performance of Informed Down-Sampled Lexicase Selection, we compare lexicase selection without down-sampling (standard lexicase), with random down-sampling, and with informed down-sampling across eight problems from the first and second program synthesis benchmark suites (Helmuth and Spector, 2015; Helmuth and Kelly, 2021). We conduct our experiments in two independent GP frameworks, Grammar-Guided Genetic Programming (G3P) (Whigham et al., 1995; Forstlechner et al., 2016, 2017) and PushGP (Spector and Robinson, 2002; Spector et al., 2004).

We find that building a down-sample based on information we collect from the

---

\*Synonymous cases can also be thought of as cases that have different inputs and outputs yet measure a very similar functionality such that there is a high correlation between individuals’ performance on these cases.

population is a valuable way to improve the success rates of evolutionary runs at a fixed computational cost. Furthermore, simply tracking which cases are distinct, and ensuring they are placed in a down-sample, can significantly improve problem solving performance. Our results provide evidence that informed down-sampling improves the success rate of search in the two GP systems used. By analyzing the composition of down-samples, we also verify that informed down-sampling builds down-samples that contain more informative test cases (i.e. edge cases) than random down-sampling.

## 2 Related Work

In most GP applications, parent selection uses the performance of candidate solutions on a set of training cases to pick individuals that contribute genetic material to the next generation. Most selection algorithms aggregate the scores on these training cases to get a single score per candidate and then select the most fit candidates using tournament selection (Brindle, 1980), implicit fitness sharing (Smith et al., 1993), fitness proportionate selection (Holland, 1992), or another selection strategy. The fitness aggregation procedure for these methods often results in a loss of semantic information about which training cases the individual performs well on (Krawiec et al., 2016), motivating the development of selection strategies that consider each individual’s performance on all training cases encountered (Vanneschi et al., 2014; Goings et al., 2012; Deb et al., 2002; Horn et al., 1994).

In contrast, lexicase selection does not aggregate fitness or performance measures (Spector, 2012). For each parent selection event, the lexicase selection procedure first places all individuals in the population into a “parent pool” (i.e., the pool of individuals eligible to be selected). To select a parent, lexicase selection shuffles the training cases into a random ordering, and each training case is considered in sequence. For each training case, the parent pool is filtered down to just the individuals that have the best (or tie for the best) performance, removing all but the best candidates from further consideration. If there is only one individual that remains in the pool during this filtering process, this individual is selected. If the training cases are exhausted and there are still individuals in the pool, one of these individuals is selected at random.

Meanwhile, many variants of lexicase selection have been proposed for use in different problems or domains. For example, epsilon lexicase selection (La Cava et al., 2016; Moore and Stanton, 2017), batch lexicase selection (Aenugu and Spector, 2019; Sobania and Rothlauf, 2022), gradient lexicase selection (Ding and Spector, 2021), lexicase selection for GAs (Metevier et al., 2019), weighted shuffle lexicase selection (Troise and Helmuth, 2017), and fast lexicase selection (Ding et al., 2022).

One of the most promising variants of lexicase selection is down-sampled lexicase selection, which was first proposed for expensive evolutionary robotics runs by Moore and Stanton (2017) and later formalized by Hernandez et al. (2019) for GP runs. So far, down-sampled lexicase selection increased the success and generalization rates for a variety of problems (Ferguson et al., 2020). Down-sampled lexicase selection works by randomly sampling once in each generation the training set to create a smaller set of cases. These cases are then used to perform all selection events in the population for that one generation. This limitation on the number of test cases reduces the computational costs of evaluating the individuals, which is usually one of the most expensive operations in evolutionary runs. These savings could be used to perform computationally cheaper GP runs, increase the population size, or run evolution for more generations.

Down-sampled lexicase selection has also been found to significantly outperform

regular lexicase selection in a variety of program synthesis benchmarks (Hernandez et al., 2019; Ferguson et al., 2020; Helmuth and Spector, 2020, 2021; Helmuth and Abdelhady, 2020). However, creating a down-sample randomly can exclude important training cases from the current down-sample for a number of generations (Hernandez et al., 2022), while synonymous cases may be overused. As a first attempt at changing the composition of cases in the down-sample, Boldi et al. (2022) explored using a rolling down-sample and a disjoint down-sample for lexicase selection runs. While the results were neutral-if-not-negative, they highlighted the presence of synonymous cases in practice and suggest that an attempt at mediating the time put into evaluating individuals on these synonymous cases might improve search performance.

Work in the EC literature that is related to informed down-sampling primarily includes the co-evolution of fitness predictors and maximizers (Schmidt and Lipson, 2005, 2008; Šikulová and Sekanina, 2012). That work attempts to evolve a smaller set of training cases, or fitness predictors, to evaluate the fitness of individuals instead of using the entire training set. While our studied methods do not involve co-evolution, they both result in a compressed training set that is roughly as informative as the set of all available data. Another example is the use of random down-sampling to improve performance of AutoML runs that use Genetic Programming (Zogaj et al., 2021). In the broader machine learning community, random down-sampling is used to generate mini-batches for stochastic gradient descent (Ruder, 2017), and forms of non-random down-sampling are used to detect hard or informative parts of the training data (Loshchilov and Hutter, 2015; Bachem et al., 2017; Paul et al., 2021; Chrysakis and Moens, 2020).

### 3 Informed Down-Sampling

Informed down-sampling addresses randomly down-sampled lexicase’s drawback of sometimes including many synonymous training cases in a down-sample, which is computationally inefficient and can result in a failure to accurately assess candidate solution quality. For example, down-sampled lexicase selection might fail to select candidate solutions that specialize on training cases absent from a particular random down-sample, resulting in the loss of potentially important genetic material from the population. Instead of down-sampling randomly, informed down-sampling creates down-samples composed of more distinct training cases than a random sample would contain using runtime population statistics. As a result, we expect informed down-sampling lexicase selection to maintain more diverse populations, while reducing computation spent on evaluating individuals on synonymous training cases.

We suggest two methods of building an informed down-sample. First, we explore the idealized effectiveness of informed down-sampling by presenting it with full information. This method requires evaluating the entire population on all training cases, performing the same number of program executions per generation as normal lexicase selection. Therefore, informed down-sampling with full information cannot capitalize on the computational savings afforded by random down-sampling. However, the full information approach provides useful intuition for building an informed down-sample, allowing us to measure the problem-solving success of our sampling approach under idealized conditions.

Next, we present an approach for creating an informed down-sample that reduces the number of per-generation evaluations required for selection (relative to standard lexicase selection). This second approach, referred to as the “sparse information” approach, estimates the distinctness of training cases based on a sample of individuals

	$I_1$	$I_2$	$I_3$	$I_4$	$I_5$	$I_6$
$S_1$	0	1	0	1	1	0
$S_2$	1	1	0	0	1	1
$S_3$	1	0	1	1	0	1
$S_4$	0	1	0	0	1	1
$S_5$	0	1	0	1	1	0

Figure 1: Example of the data structure that is used to determine distances between cases.  $c_{1,\dots,5}$  are cases, with their respective solve vectors  $S_{1,\dots,5}$ , and  $I_{1,\dots,6}$  are individuals. The entry at  $S_j$  and  $I_i$  represents whether the  $i^{\text{th}}$  individual solved the  $j^{\text{th}}$  test case or not. The binary solve vectors  $S_j$  can be read off as the respective row for the  $j^{\text{th}}$  case. The distance between two cases,  $D(c_x, c_y)$ , is the Hamming distance between their respective solve vectors. For example,  $D(c_1, c_2) = 3$  and  $D(c_2, c_3) = 4$ .

from the parent population. Indeed, building an informed down-sample using sparse information results in nearly the same per-generation evaluation savings as when using random down-sampling.

### 3.1 Building an Informed Down-Sample with Full Information

In our informed down-sampling approach with full information, we create one down-sample of training cases per generation, and we use candidate solution performances on only the sampled training cases to choose parents with lexicase selection. To construct an informed down-sample with full information, we evaluate all members of the population on all training cases. In this work, each of these evaluations is on a pass/fail basis. Next, we construct the “solve vector”  $S_j$  for each training case  $c_j$ , which is a vector of binary values that specifies which individuals in the population have solved the training case. We then calculate the Hamming distance between solve vectors for all pairs of training cases, allowing us to measure how distinct training cases are relative to one another.

We begin constructing the down-sample by randomly selecting an initial training case to include. Then we find the training case whose solve vector is maximally distant from the *closest* training case already included in the down-sample, and add it to the down-sample. We repeatedly add training cases to the down-sample in this way until reaching a parameterized sample size.

Figure 1 provides an example set of binary solve vectors for a set of five training cases and a population of six individuals.

The columns in this matrix  $I_i$  describe the performance of the  $i^{\text{th}}$  individual on all cases. A value of 1 at  $(I_i, c_j)$  implies that the  $i^{\text{th}}$  individual solved the  $j^{\text{th}}$  test case (error = 0), or  $S_j^i = 1$ . Since all members of a population of size  $p$  are evaluated on all test cases (at least initially), we can say that  $\|S_j\| = p$  for all cases,  $c_j$ . Thus, the number of columns corresponds to the population size.

We define the distance between two training cases  $D(c_x, c_y) := \text{Hamming}(S_x, S_y)$  where  $\text{Hamming}(\cdot, \cdot)$  is the Hamming distance between two vectors. For binary vectors, the distance function is defined as:  $D(c_x, c_y) = \sum_{i=1}^p |S_x^i - S_y^i|$ . Thus, two training cases that are solved by the same set of individuals are deemed to have  $D(c_1, c_2) = 0$

and are called “synonymous cases”. For example, for the cases in Figure 1,  $c_1$  and  $c_5$  have identical solve vectors, and therefore are synonymous ( $D(c_1, c_5) = 0$ ).

We think of this distance function as indicating the joint information contained in a pair of cases. Two cases that have exactly the same individuals solving them (i.e. are synonymous) have little to no joint information because having both of the cases in the sample would be about as informative as just having one of them. Two cases that have a high distance from each other, due to being solved by different subsets of the population, have high joint information as each case is responsible for informing the system about the performance of one set of individuals. Having both of these cases, as opposed to one alone, would be a more faithful approximation of using the full training set.

Once we have a method to evaluate the pairwise distance between two cases, we can use it to select a down-sample of the training set for use in the current generation. In this work, we apply a variant of Farthest First Traversal to select the down-sample (Hochbaum and Shmoys, 1985). The creation of the down-sample starts with the selection of one random case to include. Then, at each step, we scan each unselected test case and measure its minimum distance to any test in the current down-sample. We select the case that has the largest minimum distance. In other words, we successively add the test case that is furthest from the current down-sample at its nearest point.

Our Farthest First Traversal algorithm is shown in algorithm 1. Starting with an empty down-sample, we first add a random case to the down-sample (line 4), and then iteratively add the cases that are maximally far from the closest case to it (5-9). If there are multiple cases with the same maximum minimum distance, ties are broken randomly. The  $MinDist_i$  value stores the distance from a given case,  $c_i$  to the closest case to it in the down-sample. The `cases.popMaxMinDistCase()` function removes and returns the case in `cases` that has the maximum value for  $MinDist_i$ . Note here that it is often the case that the minimum distances all go to zero at a point during the down-sample formation. At this point, every case left over in the training set has a synonymous case in the down-sample already. When this happens, the farthest first procedure will automatically select cases at random from the training set to fill up the required down-sample size. Figure 2 shows an example of performing informed down-sampling with full information using the case solve vectors from Figure 1.

---

**Algorithm 1** Farthest First Traversal Down-Sample Selection

---

**Data:**  $D(\cdot, \cdot) : D(c_i, c_j) = D(c_j, c_i) =$  distance from case  $i$  to case  $j$ ,  
 $r =$  down-sample rate

- 1: `cases`  $\leftarrow$  set of all cases in training set
- 2: `ds`  $\leftarrow$  empty set  $\triangleright$  the down-sample
- 3: `size`  $\leftarrow r \times |\text{cases}|$   $\triangleright$  desired size of down-sample
- 4: `ds.add(cases.popRandomCase())`
- 5: **while**  $\|\text{ds}\| < \text{size}$  **do**
- 6:     **for** every case  $c$  in `cases` **do**
- 7:          $MinDist_i \leftarrow$  minimum distance from  $c_i$  to any case in `ds`
- 8:     **end for**
- 9:     `ds.add(cases.popMaxMinDistCase())`
- 10: **end while**
- 11: **return** `ds`

---

$$D = \begin{array}{c} \\ c_1 \\ c_2 \\ c_3 \\ c_4 \\ c_5 \end{array} \begin{array}{ccccc} c_1 & c_2 & c_3 & c_4 & c_5 \\ \left[ \begin{array}{ccccc} 0 & 3 & 4 & 2 & 0 \\ 3 & 0 & 4 & 1 & 3 \\ 4 & 4 & 0 & 5 & 5 \\ 2 & 1 & 5 & 0 & 2 \\ 0 & 3 & 5 & 2 & 0 \end{array} \right] \end{array} \quad \begin{array}{l} \text{Random} \\ \mathbf{ds} = \{c_1\} \end{array} \rightarrow \begin{array}{l} c_3 \text{ had max. distance to } c_1 \\ \mathbf{ds} = \{c_1, c_3\} \end{array} \\ \rightarrow \begin{array}{l} c_2 \text{ had max. min. distance to } \{c_1, c_3\} \\ \mathbf{ds} = \{c_1, c_3, c_2\} \end{array}$$

Figure 2: Example running procedure of informed down-sampling with full information to pick a down-sample of size 3 (or  $r = \frac{3}{5}$ ). We have a tabular representation of the distance function  $D$  generated by computing the Hamming distance between each pair of cases’ solve vectors. Beginning with a randomly selected case  $c_1$ , we sequentially add the cases that are at the maximum distance to their closest case in the down-sample. The first step is simply finding the case ( $c_3$ ) in the training set with the maximum distance to  $c_1$ . To select the next case, we need to find, for  $c_2$ ,  $c_4$  and  $c_5$ , which of  $c_1$  and  $c_3$  is closest to them, respectively, and then which of *those* cases is farthest away. In this example,  $c_2$  was added as it had a higher distance (3) to its closest case than did  $c_4$  or  $c_5$  (2 and 0, respectively). Notice that the cases that were left out,  $c_4$  and  $c_5$ , are synonymous or nearly synonymous with cases already in the down-sample:  $c_2$  and  $c_1$ , respectively.

### 3.2 Building an Informed Down-Sample with Sparse Information

Down-sampled lexicase selection’s problem-solving benefits stem from the computational savings gained by not evaluating the entire population on the whole training set for every generation. For a fixed computational budget, down-sampling allows more computational resources to be allocated to other aspects of evolutionary search, such as running for more generations or increasing population size. As a result, a larger portion of the search space can be explored (Helmuth and Spector, 2021). Informed down-sampling with full information requires the evaluation of all individuals on all training cases in order to construct the down-sample to use in selection. This entire process is counter productive, as we could have just used the initial population evaluation to select individuals and circumvent the entire down-sampling process. The benefit of down-sampling comes from its ability to use sparse information in the individual selection process. Since our aim is to improve on random down-sampling, we must reduce the number of necessary program executions in order to calculate distances between training cases, so that we can benefit from sparse evaluations in both our individual selections and our down-sample creation.

We present two methods to decrease the number of evaluations required for the pairwise distance calculation procedure. The first method, *parent sampling*, samples a proportion  $\rho$  of the parents to evaluate the distances for every generation. These parent-samples are evaluated on the *entire* training set. In our runs with a population size of 1000, if we were to randomly sample 0.01 (or  $\rho = 0.01$ ) of these parents to become the parent sample, these 10 parents would be evaluated on *all* training cases. This results in case solve vectors of length 10 that are used to calculate the distances between

cases. Distances between cases are determined purely based on these parent-sample evaluations. We use the distance matrix generated from these parents to estimate the joint informativeness.

The second method, *scheduled case distance computation*, involves recomputing the distance matrix from the current population every  $k$  generations, as opposed to every generation. This schedule reduces the amount of computation required for the evaluation of case distances even further by not performing it every generation. While such a schedule does not update the distances between cases as often, we still re-sample the down-sample based on these distances *every generation*. Due to the stochastic nature of the down-sample selection process (specifically the random selection of the first case), it is likely that the same down-sample will not be used to evaluate the population in consecutive generations.

In combination, parent sampling and scheduled case distance computation allow us to select a down-sample using far less information about individuals while losing only a small amount of information about cases and their similarity. This technique enables informed down-sampling to explore nearly as many individuals as random down-sampling does. Putting it all together, the informed down-sampling with sparse information algorithm is detailed in Algorithm 2. This algorithm walks through a single generation’s selection events, returning the parents for the next generation.

---

**Algorithm 2** Informed Down-Sampling with Sparse Information

---

**Data:**

- $\mathcal{P}$  : population,
- cases**: set of all training cases,
- $k$  : scheduled case distance computation parameter,
- $\rho$  : parent sampling rate,
- $\mathcal{G}$  : current generation counter,
- $\mathcal{D}$  : case distance matrix. ▷ all distances initialized to be maximally far

**Result:** A list of selected parents

- 1: **if**  $\mathcal{G} \% k == 0$  **then**
  - 2:      $\hat{\mathcal{P}} \leftarrow \text{sample } \rho \times |\mathcal{P}|$  parents from  $\mathcal{P}$
  - 3:     evaluate  $\hat{\mathcal{P}}$  on **cases**
  - 4:     calculate  $\mathcal{D}$  from case solve vectors from solutions in  $\hat{\mathcal{P}}$  on **cases**
  - 5: **end if**
  - 6:  $D(\cdot, \cdot) \leftarrow$  distance function derived from indexing into  $\mathcal{D}$
  - 7: **ds**  $\leftarrow$  create downsample using farthest first traversal down-sampling (See Algo 1)
  - 8:  $\mathcal{P} \leftarrow$  select  $|\mathcal{P}|$  new parents using lexicase selection from  $\mathcal{P}$  using **ds** as cases
  - 9: **return**  $\mathcal{P}$
- 

## 4 Experimental Methods

We conducted a series of experiments to study the performance of informed down-sampled lexicase selection. We compared the performance of informed down-sampled, random down-sampled, and standard lexicase selection on a series of program synthesis benchmark problems. We performed all experiments in two independent genetic programming systems to show that the findings are robust across different program representations: PushGP and Grammar Guided Genetic Programming (G3P).

This section introduces the benchmark problems and genetic programming systems used in our experiments and describes our experimental design.



Table 1: Program synthesis benchmark problems selected from the first and second general program synthesis benchmark suite, along with their respective input and output types and multiplicities.

Problem	Suite	Input Type	Output Type
Count Odds	PSB1	Vector of Integer	Integer
Find Pair	PSB2	Vector of Integer	Two Integers
Fizz Buzz	PSB2	Integer	String
Fuel Cost	PSB2	Vector of Integer	Integer
GCD	PSB2	Two Integers	Integer
Grade	PSB1	Five Integers	String
Scrabble Score	PSB1	String	Integer
Small or Large	PSB1	Integer	String

#### 4.1 Program Synthesis Benchmark Problems

We evaluate each system using eight program synthesis benchmark problems from the first and second general program synthesis benchmark suites (Helmuth and Spector, 2015; Helmuth and Kelly, 2021). These problems are well-studied and are commonly used to compare parent selection algorithms in a GP context (Sobania et al., 2022b,a). These two benchmark suites include a variety of introductory program synthesis problems that require the manipulation of multiple data types with complex looping or conditional structures.

Each benchmark problem is defined by a set of input/output examples (referred to as *cases*) that specify the desired behavior of a correct program. For each problem, we split the input/output examples into a training set and a testing set. During evolution, we assessed program quality using only the training set. We used the testing set to measure how well a program generalized on examples unseen during evolution. We consider each input/output example on a pass/fail basis; that is, a program passes a test case if it produces the correct output when run with the associated input. A program is a *solution* if it passes all of the training cases; it *generalizes* if it passes all training *and* all testing cases. We refer to runs as “success” if they result in the production of a generalizing solution. We used the same training and testing data sets across both PushGP and G3P for each problem to ensure the data available is not biasing performance.

Table 1 shows the eight program synthesis benchmark problems that we have chosen, along with their input and output types. We selected these particular problems to allow us to test informed down-sampling on a set of easy, medium, and hard problems as established by published success rates using PushGP and random down-sampled lexicase selection (Helmuth and Spector, 2021; Helmuth and Kelly, 2022). We also ensured that these problems require qualitatively different programmatic paradigms to solve, such as looping and conditional execution (Helmuth and Kelly, 2022).

#### 4.2 Genetic Programming Systems

PushGP is a system that evolves computer programs in the *Push* programming language, a stack-based language specifically invented for use in genetic programming (Spector and Robinson, 2002; Spector et al., 2004). Push literals are pushed onto one of a set of datatype specific stacks while instructions are also stored on a stack during interpretation. These instructions usually act on data from the stacks and leave

Table 2: General and System-Specific Evolution Parameters

<b>General Parameter</b>	<b>Value</b>
runs per problem	100
population size	1,000
size of training set	200
size of test set	1,000
program execution limit	60 million
maximum number (base) of generations	300
<b>PushGP Parameter</b>	<b>Value</b>
variation operator	UMAD
UMAD rate	0.1
<b>G3P Parameter</b>	<b>Value</b>
crossover operator	subtree crossover
crossover probability	0.95
mutation operator	subtree mutation
mutation steps	1
maximum tree depth	17
elite size	5
initialisation	position-independent grow
maximum initial tree depth	10

their return value on the stacks. Instructions take values from and return results to the appropriately typed stack, including from and to the instruction stack, allowing for programs to use multiple data types and complex conditional execution paradigms. In this work, we used the propeller implementation of PushGP<sup>†</sup>.

G3P uses a context-free grammar in Backus-Naur form to evolve individuals in a desired programming language and supports the use of different data types and control structures (Whigham et al., 1995; Forstenlechner et al., 2016, 2017). To prevent the generation of many invalid solutions during search, we use a tree-based representation instead of the common genotype-phenotype mapping known from classical grammatical evolution (Ryan et al., 1998; Sobania and Rothlauf, 2020). For the implementation of G3P, our code<sup>‡</sup> is based on the PonyGE2 framework (Fenton et al., 2017).

Table 2 shows the system-specific parameters for PushGP and G3P, and the general parameters that are used in both systems. The “runs per problem” parameter refers to the number of independent evolutionary runs that were conducted for each problem and experimental configuration. The PushGP system uses the uniform mutation by addition and deletion (UMAD) mutation operator (Helmuth et al., 2018). This UMAD operator works with a 0.1 mutation rate. For G3P, we use subtree mutation and crossover, with a crossover probability of 0.95. The initialization for G3P is position-independent grow (Fagan et al., 2016). We use grammars based on those provided by the PonyGE2 framework with small adjustments to make them better comparable to the PushGP instructions.

<sup>†</sup><https://github.com/ryanboldi/propeller/releases/tag/Informed-Downsampling>

<sup>‡</sup><https://gitlab.rlp.net/mbriesch/informed-down-sampled-lexicase-selection>

### 4.3 Evaluation and Generation Limits

In order to make a fair comparison between methods that perform different numbers of program executions per generation, we use the recommendation from the PSB2 benchmark suite to limit each GP run to 60 million program executions (Helmuth and Kelly, 2021). Since program executions typically take up the majority of the computational requirements of a GP run, this ensures runs receive similar amounts of computation regardless of whether they use down-sampling. In standard runs using all training cases, the 60 million executions are used by at most 300 generations of a population size of 1000 individuals evaluated on 200 cases. With random down-sampling, we increase the maximum number of generations by the same factor as the down-sampling. For example, if one tenth of the training data is used in each sample, we can run evolution for ten times the number of generations while keeping the number of individual program executions constant.

More generally, if we let  $G$  be the maximum number of generations for a run using all training cases, we allow our random down-sampling runs a limit of  $\hat{G}$  generations where  $\hat{G}$  is given by

$$\hat{G} = \frac{G}{r},$$

where  $r$  is the down-sample rate. For informed down-sampled lexicase selection the generational limit is calculated by

$$\hat{G} = \frac{G}{r + \frac{\rho(1-r)}{k}},$$

where  $\rho$  is the parent sampling rate and  $k$  is the parameter for the scheduled case distance computation. The exact generational limits for each experimental configuration are shown in table 3.<sup>§</sup>

### 4.4 Experimental Configurations

We explore 11 different configurations of lexicase selection for each problem: standard lexicase selection (Lex), random down-sampled lexicase selection (Rnd), IDS lexicase selection with full information, as well as three sparse information configurations. To better match previous literature, all down-sampling methods were performed both with  $r \in \{0.05; 0.1\}$ .

Table 3 shows the configurations of the different runs performed in this work. These runs, due to different generational computational costs, have different generational limits as explained in section 4.3.

Full information down-sampling is simply using a parent-sample rate of 1, which means that the distances between training cases are determined by all parents' performance on every test case. With this, the quality of the distance metric between two cases is not limited by the parent-sampling or generational gaps we are using to reduce computational load. Full information down-sampling is included as a control experiment to compare with using all cases for selection in standard lexicase selection. It is important to note that we run for the same number of generations as with regular lexicase selection because we need to evaluate *all* parents on *all* test-cases in order to determine the distances between the cases.

<sup>§</sup>As our implementations evaluate the fitness of individuals in the parent sample twice, we run the IDS with sparse information runs for slightly ( $< 40$ ) fewer generations to compensate the additional computational effort.

Table 3: Different settings conducted in our experiments for standard lexicase selection (Lex), random down-sampled lexicase selection (Rnd) and informed down-sampled lexicase selection (IDS). The variable  $r$  denotes the down-sampling rate,  $\rho$  is the parent sampling rate,  $k$  is generational interval at which we update the distance matrix and  $\hat{G}$  specifies the maximum number of generations.

Method	Lex	Rnd	IDS				Rnd	IDS			
$r$	-	0.05	0.05				0.1	0.1			
$\rho$	-	-	1	0.01	0.01	0.01	-	1	0.01	0.01	0.01
$k$	-	-	1	1	10	100	-	1	1	10	100
$\hat{G}$	300	6000	300	5042	5888	5988	3000	300	2752	2973	2997

Finally, the six informed down-sampling methods we have chosen for this work include, for both the 0.05 and 0.1 down-sample rate ( $r$ ), 0.01 parent sampling ( $\rho$ ) rate with a few different distance calculation scheduling ( $k$ ) parameters. Through a set of preliminary experiments, the value of  $\rho = 0.01$  for the parent sampling rate was determined to be effective while not resulting in too many extra program executions<sup>¶</sup>. In conjunction, these hyper-parameters mean that every  $k$  generations, 10 parents are used to determine the distances between *all* training cases, where  $k \in \{1, 10, 100\}$ .

## 5 Results and Discussion

We discuss the success rates achieved by both GP systems using standard lexicase selection, random down-sampling, and different configurations of IDS. Further, we study how the composition of the down-samples found by IDS change over the number of generations.

### 5.1 Informed Down-Sampling Improves Problem-solving Success

Tables 4 and 5 show the success rates for PushGP and G3P respectively on the chosen program synthesis benchmark problems for different parameter configurations. The success rate is defined as the number of runs that result in a program that passes the complete training set as well as the entire unseen test set.

For random down-sampling and IDS, we measured solutions on only the down-samples during the actual run. As such, we execute these runs to the maximum generational limit, and then conduct a post-hoc analysis to see if any solutions passed all of the training cases. If so, this is the solution that we then evaluate on the unseen test set to determine whether it generalizes or not.

For all studied configurations, we report success rates based on 100 runs. For each benchmark problem, we highlight in **bold** the best success rate at each of the down-sample sizes. Problem names in **bold** are those where an informed down-sampling run outperformed random at *both* down-sample rates on that problem. Problem names that are underlined are those where a random down-sampling run outperformed an informed down-sampling run at both down-sample rates. Asterisks signify results that are significantly better than random down-sampling *at the same down-sample size*.

<sup>¶</sup>As we are trying to approach the computational savings of random down-sampled lexicase selection, the smaller the value of  $\rho$ , the better. We found that the relatively small value of  $\rho = 0.01$  resulted in sampling that was good enough to determine the joint case information.

Standard lexicase selection was not included in our statistical analyses, as IDS is presented to improve upon random down-sampling at a fixed down-sample size. We performed significance analysis with a two proportion z-test and Bonferroni-Holm correction. Shown with \* are those significant at the  $\alpha = 0.1$  level, \*\* the  $\alpha = 0.05$  level, and \*\*\* the  $\alpha = 0.01$  level.

For the PushGP results, let us consider the *Fizz Buzz* problem. Standard lexicase selection had 13 successful runs. Using random down-sampling at the 0.05 down-sampling rate improved this result to 64, in line with the findings of Helmuth and Spector (2021). Using the same down-sampling rate with IDS, a 0.01 parent rate, and  $k = 100$  yielded 95 successful runs. This is significantly better than random down-sampling at the 0.01 level. This is an important result as IDS is significantly improving on random down-sampling, which in turn improves on lexicase selection. Another set of PushGP IDS runs where we observed significant improvements were those of the *Count Odds* problem. While standard lexicase selection achieves 24 successes, random down-sampling at either down-sample rate ( $r = 0.05$  or  $r = 0.1$ ) does not produce more than 26 successful runs. The failure to meaningfully improve success rates by random down-sampling seemed to be addressed by informed down-sampling. This is clear as informed down-sampling at all configurations ensures that close to if-not-all 100 runs successfully generalize to the held out test set. This and similar results hint that while randomly down-sampled lexicase selection works well usually, there are some problems where important cases might be being dropped out, resulting in a similar performance to standard lexicase selection despite the increased search generations. Informed down-sampling has the ability to improve success rates both when random down-sampling improves upon standard lexicase selection, and when it does not.

Only one configuration of G3P resulted in a significant improvement on random down-sampling at the same down-sample rate. For the Grade problem at the 0.05 down-sample rate, we see significantly more successes when using IDS with  $\rho = 0.01$  and  $k = 10$ . For this problem, using this informed down-sample configuration resulted in 57% of the runs yielding a generalizing solution, where, using random down-sampling resulted in only 39% of the runs yielding a success. The fact that only a single configuration of IDS resulted in a significant improvement suggests that the problem-solving benefits of using IDS are representation- and problem-dependent, motivating future work to continue improving IDS to achieve more universal improvements to problem-solving success.

We have a number of hypotheses explaining this improved performance. The first of these is that the informed down-sampling procedure increases the number of specialists (individuals exceptional on a few cases, but have a high *total* error) that survive over the course of evolutionary time. These individuals could be better maintained with IDS as the cases they are exceptional on are still placed in the down-samples throughout evolution, preventing them from being lost as could happen when randomly down-sampling.

Another hypothesis for IDS's improved performance is that it reduces the computation used to evaluate individuals on synonymous cases. When two cases are fully synonymous, all individuals that solve one case solve the other as well. When using lexicase selection, having both of these cases in the down-sample would result in little difference in the probability of selecting each individual compared to having only one case in the down-sample. After one of the two cases has been used to filter the pool of candidate solutions, the other will have no filtering pressure because all remaining

Table 4: Number of generalizing solutions (successes) out of 100 runs achieved by PushGP on the test set.

Method	Lex	Rnd	IDS	Rnd	IDS
$r$	-		0.05		0.1
$\rho$	-	-	1 0.01 0.01 0.01	-	1 0.01 0.01 0.01
$k$	-	-	1 1 10 100	-	1 1 10 100
<b>Count Odds</b>	24	25 43***	99*** 100***	26 55***	95*** 99***
<b>Find Pair</b>	5	27 9	32 32	15 7	19 19
<b>Fizz Buzz</b>	13	64 2	85*** 94***	45 3	75 78*
<b>Fuel Cost</b>	41	72 1	83 85	76 7	69 72
<b>GCD</b>	20	74 4	76 67	54 6	56 63
<b>Grade</b>	0	0 0	1 1	1 0	0 1
<b>Scrabble Score</b>	8	8 6	69*** 64***	16 9	55*** 74***
<b>Small or Large</b>	34	93 37	69 69	69 39	60 66

Table 5: Number of generalizing solutions (successes) out of 100 runs achieved by G3P on the test set.

Method	Lex	Rnd	IDS	Rnd	IDS						
$r$	-		0.05		0.1						
$\rho$	-	-	1	0.01	0.01						
$k$	-	-	1	10	100						
Count Odds	65	66	45	53	62	63	67	58	60	58	72
Find Pair	0	0	0	1	0	0	1	0	0	1	0
<b>Fizz Buzz</b>	62	83	50	84	78	<b>85</b>	78	53	81	<b>89</b>	72
Fuel Cost	33	<b>34</b>	17	28	27	29	29	21	21	25	<b>33</b>
GCD	0	<b>1</b>	0	0	0	<b>1</b>	0	0	0	0	0
<b>Grade</b>	36	39	29	51	<b>57*</b>	44	44	37	46	<b>51</b>	48
Scrabble Score	6	10	1	<b>11</b>	10	10	<b>14</b>	0	6	3	3
<b>Small or Large</b>	41	52	49	54	<b>63</b>	<b>63</b>	59	52	57	55	<b>63</b>

individuals perform identically on the synonymous cases. Having a synonymous case *does* increase the chance that one of the two cases appears earlier in the shuffled case ordering, producing a minor (though perhaps undesired) change in selection probability. Synonymous (or near synonymous) cases additionally take spots in the down-sample that cannot be allocated to other, more-informative cases. When using IDS, we ensure that the first few cases added to the down-sample measure relatively different behaviors. This may allow IDS to select a larger variety of individuals than random down-sampling, instead approximating the variety that could be selected by full lexicase selection.

These results, in general, make it clear that informed down-sampling by farthest first traversal is significantly outperforming randomly down-sampled lexicase selection on a portion of these program synthesis benchmark problems for the PushGP evolutionary framework. The G3P results are less clearly in favor of informed down-sampling, but still point to minor improvements in success rates. It is important to note that all of our down-sampled runs (besides full-information) consistently and significantly outperform standard lexicase selection, which has in turn been shown to significantly outperform other selection strategies. This result agrees with that of Helmuth and Abdelhady (2020), showing down-sampled lexicase selection being, before this work, the state of the art in program synthesis with genetic programming. Our informed down-sampling runs outperform random down-sampling (higher success rate for both down-sample rates) on 6/8 of the problems we studied for PushGP, with 3/8 of them being statistically significant. For G3P, informed down-sampling improves on 3/8 problems, with 1/8 being significant.

Random down-sampling outperformed informed down-sampling (across both down-sampling levels) on only one problem (*Small or Large*) for PushGP, and none for G3P. For *Small or Large* with PushGP, we see that the worse performance with informed down-sampling can be attributed to a lower generalization rate (and not worse performance on the training sets). The generalization rates can be found in Appendix Figure 6 for PushGP and Appendix Figure 7 for G3P. Future work should explore the effect that informed down-sampling has on generalization in more depth.

## 5.2 Using Smaller Informed Down-Samples Tends to Improve Success Rates

In general, our IDS runs at a 0.05 down-sample rate have a higher success rate than their equivalent counterparts at the 0.1 down-sample rate. This difference is likely due to the fact that the runs at a 0.1 down-sample rate have a substantially lower generational limit, meaning that we are exploring a smaller portion of the space of possible solution programs. With 200 training cases, our down-sample contains 10 and 20 cases respectively for the 0.05 and 0.1 down-sample rates. A possible reason for the improved performance at 0.05 is that a larger proportion of these cases are indeed our distinct, or informative, cases. Note that once the Farthest First Traversal process selects a representative case for every synonymous group in the down-sample, every remaining solution’s minimum distances to the current sample will be equal to 0, so the selections are performed randomly to fill the rest of the cases. Since we are using the same problems, with the same number of behavioral niches, we will see the runs with 20 cases in the down-sample having more synonymous cases in the down-sample. Due to the fact that the content of the training cases is not notably more informative to make up for the decreased generational limit, we see a lower success rate. We will analyze the specific cases that compose the down-samples in section 5.3.

The exceptions to this trend are the full information down-sampling runs. For



these runs, the larger down-samples tend to perform better. This result is likely due to the fact that the generational limit was set to 300 for both sampling levels (as they both evaluate all individuals on all test cases), and so having a smaller down-sample size would not change the number of evaluations. With more cases in the sample, the GP method can take into account more information when performing selection, which could result in more informed search. The magnitude of the differences for success rate across sample size for the full IDS runs suggests that there are diminishing returns for including more cases in the sample.

### 5.3 Informed Down-Sampling Automatically Discovers Important Training Cases

To gain a deeper insight into how IDS composes down-samples, we visualize how the selected training cases (used for a down-sample) develop over the generations of an evolutionary run.

Figures 3 and 4 show the composition of down-samples for every problem at every generation using PushGP (Fig. 3) and G3P (Fig. 4) with down-sample rate  $r = 0.05$ . We present results for a full information configuration ( $\rho = 1$  and  $k = 1$ ) as well as a sparse information configuration ( $\rho = 0.01$  and  $k = 10$ ). We chose to analyze both a full information and sparse information run in order to see whether our sparse information configurations are finding the same training cases to be informative as if we had used all parents to evaluate the distances between training cases.

The plots show how often certain training cases are included in the down-sample at every generation, averaged over all active runs. Each row represents a case in the training data, ordered by its position in the training set. The training sets used were generated by first adding some human-expert defined edge cases, and filling the rest with cases that were randomly generated by a function that already implements our desired program (oracle function). For each figure, there is a single marker on the  $y$ -axis that shows where exactly the expert-case cutoff for the training set was. Thus, the rows above the marker in the visuals are representing cases that humans determined to be important based on the problem definition.

Brighter colors imply that a case is included more often, darker colors imply a lower number of inclusions.

For PushGP (Figure 3), we see that the configurations with sparse information often include the same cases in the down-sample as the runs with full information. This result means that by using a parent sampling rate of  $\rho = 0.01$  and a case distance evaluation schedule parameter of  $k = 10$ , we can significantly reduce the number of evaluations needed to calculate distances between cases, while still maintaining a good approximation to the ground truth (full information, where we use all parents every generation to calculate distances). However, the composition for our sparse information runs are slightly more noisy than that for full information, suggesting that using parent sampling could introduce some extra stochasticity to the down-sample creation process.

For all studied benchmark problems, we see that IDS has a strong bias toward specific training cases that are included substantially more often in the down-sample. These selected training cases are mainly consistent with the human-defined edge cases that exist at the beginning of the training set. This result shows that informed down-sampling is indeed often finding the same cases to be informative as those that a human expert would, without any knowledge of the problem definition. However, with IDS, we can draw further comparisons of informativeness within this expert-defined groups of cases. This can be seen as some cases are selected more often than others *within* the

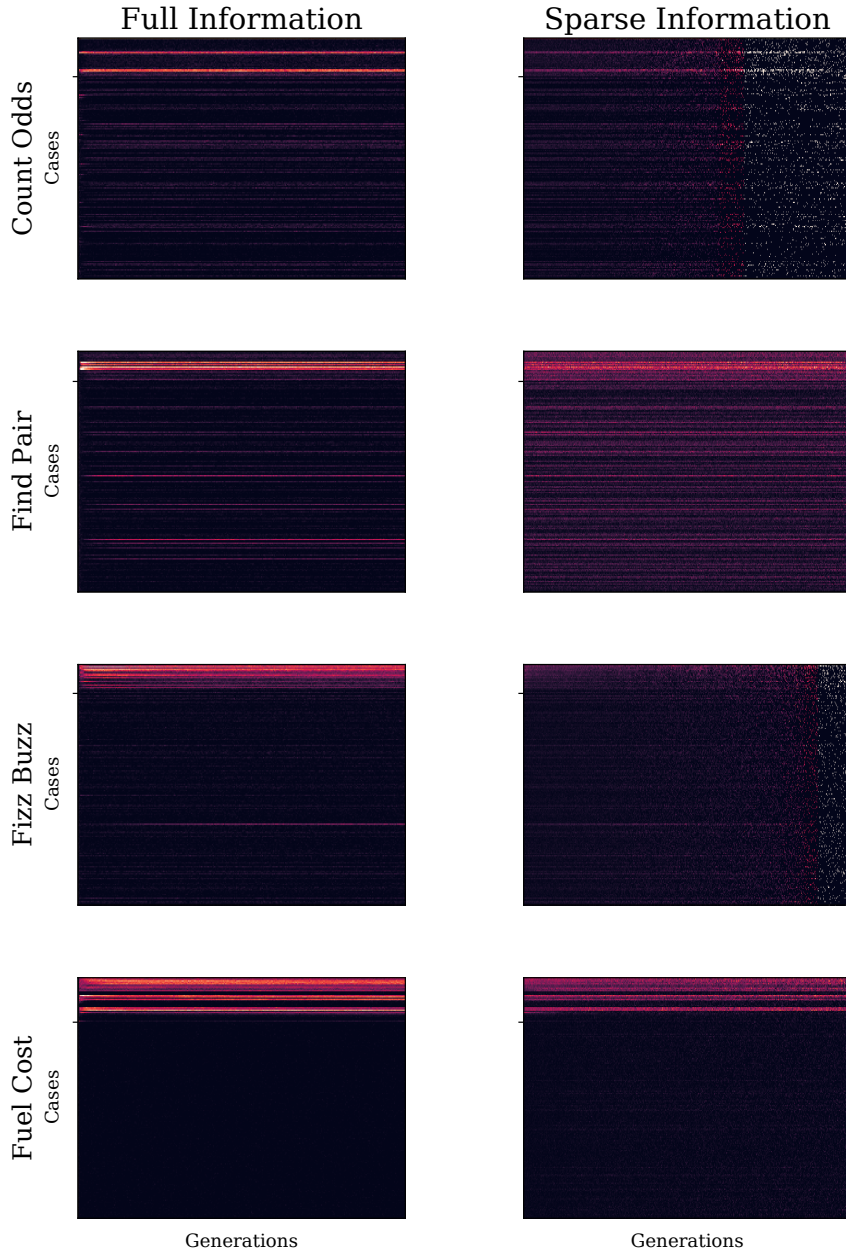


Figure 3: Down-sample composition over generations for PushGP with 0.05 down-sample rate for a full information ( $\rho = 1$  and  $k = 1$ ) and a sparse information configuration ( $\rho = 0.01$  and  $k = 10$ ).

first several cases.

We then look at the labels of the specific training cases that are found to be important. We see that these training cases make sense to be included more often than others in the down-samples. Note that the labels of the specific training cases are not included

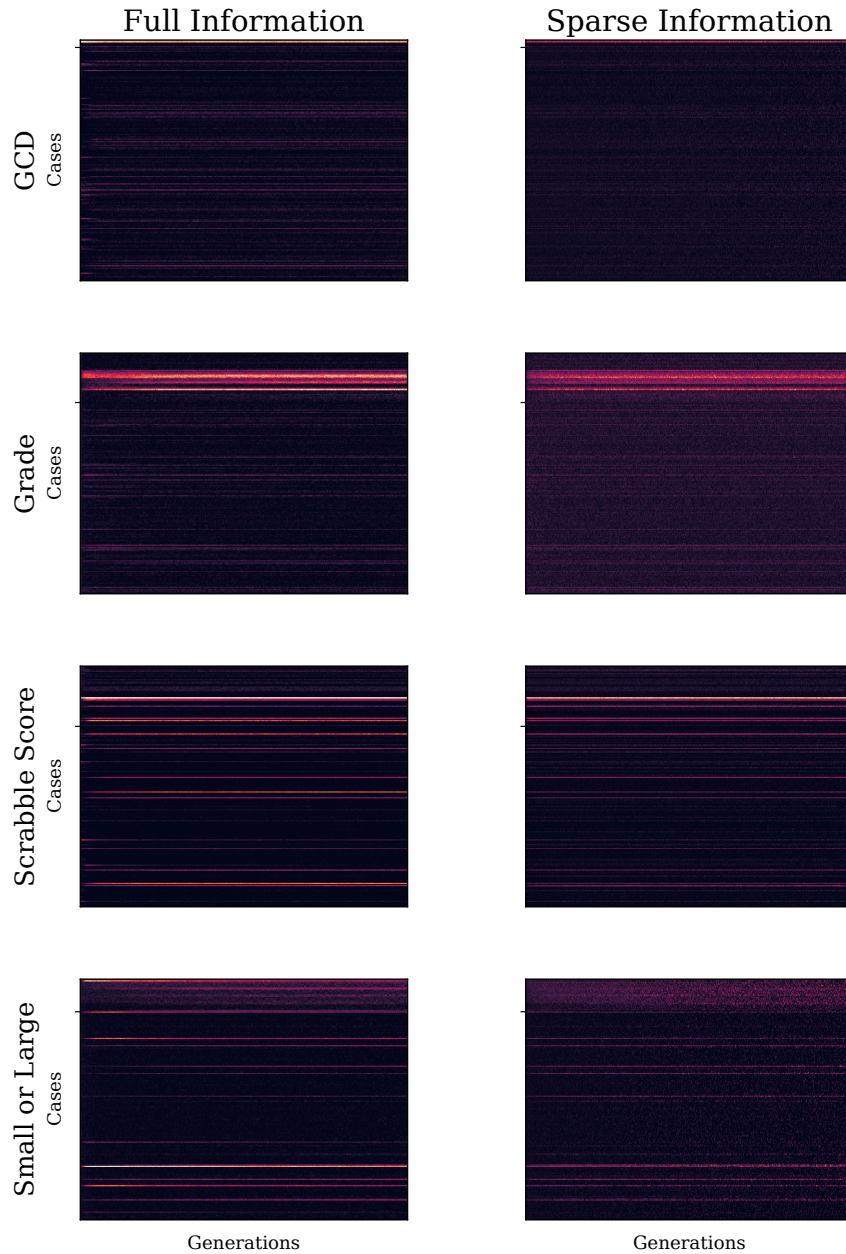


Figure 3: Continued.

in the plots for simplicity, but can be queried based on their specific index in the data sets provided in our code implementation.

For example, for the *Small or Large* problem, cases around the decision boundaries as well as numbers between 0 and 1000 are more often included. For the *Grade* problem, those edge cases with very close decision boundaries are included while the ones with far away boundaries are not taken into account for the down-sample. For *Fuel Cost*,

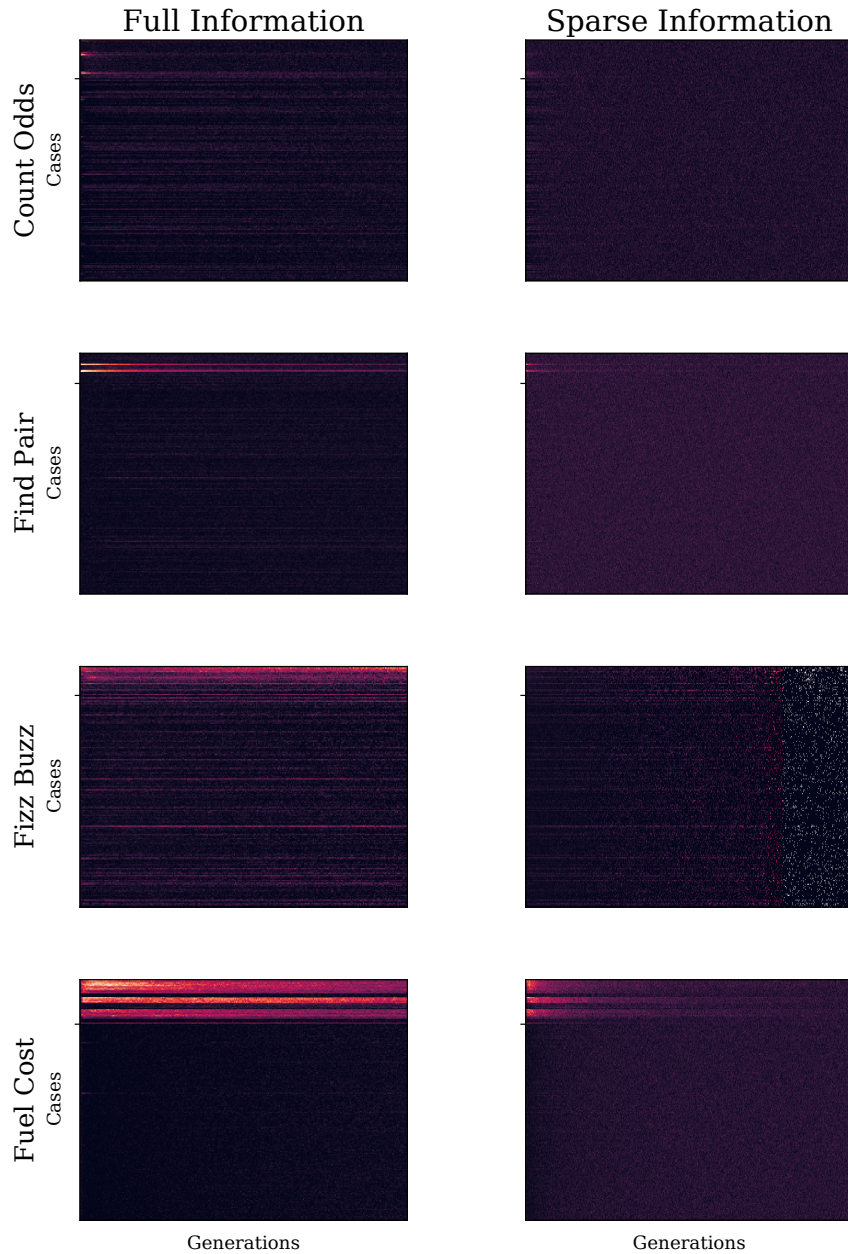


Figure 4: Down-sample composition over generations for G3P with 0.05 down-sample rate for a full information ( $\rho = 1$  and  $k = 1$ ) and a sparse information configuration ( $\rho = 0.01$  and  $k = 10$ ).

nearly all of the human defined edge cases are found to be important, while for the *GCD* problem the first two cases in particular make it in nearly every down-sample, while the rest are selected less often.

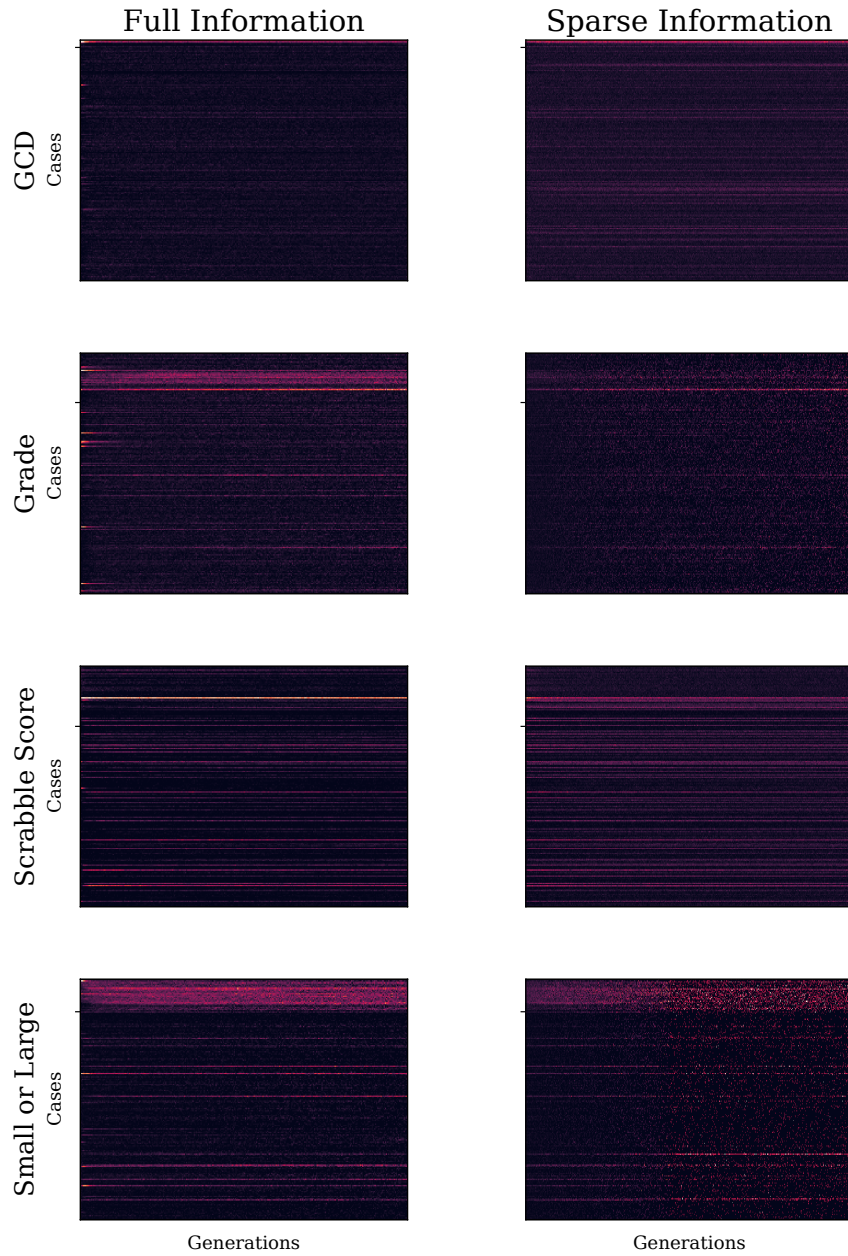


Figure 4: Continued.

For the *Scrabble Score* problem, we see that the first edge cases, which specify the score for each letter, does not seem to be informative at all. This result is not surprising, as this information is already available to PushGP through a vector with these scores on the vector stack. However, the three edge cases after them with empty strings and special characters as input are included a lot. For *Count Odds*, the edge cases denoting empty lists, or lists with zero or a single odd number were found to be important,

indicating that those contain all the important information to learn what are odd and even numbers as well as how to handle a list. For *Fizz Buzz*, all edge cases seem important while for the *Find Pair* problem only those edge cases with lists of length 3 are consistently included. Those lists of length 2 in the edge cases are represented in the down-sample less often.

Lastly, we see that the composition of the down-sample stays rather stable during the evolutionary run for the PushGP system, explaining why there is only a small difference in our experiments between calculating the distances every  $k = 1$  and  $k = 100$  generations (see Table 4).

For G3P (Fig 4), we see similar results as with PushGP. However, for the problems that require iterative structures to be solved (*Count Odds*, *Find Pair*) we see that the down-sample quickly dissolves into random noise instead of any form of structure. This dynamic occurs despite the fact that the same edge cases as with PushGP are initially identified in the first few generations. This result is not surprising as finding iterative structures is known to be challenging for grammar-guided approaches, as such structures are difficult to be built step-by-step guided by the performance on a set of training cases. (Sobania and Rothlauf, 2020; Sobania et al., 2022b). Another difference between the case compositions are that, while IDS with G3P tends to discover the same cases as those found with PushGP, their use is less consistent, resulting in lines that are more faint than those for PushGP. Both of these hypotheses could help explain the relatively worse improvement that IDS yields for G3P than for PushGP.

However, for the problems that require conditionals, like *Small or Large* and *Grade*, we see that the important cases are identified and used during evolution. This result is also reflected in the success rates compared to random down-sampling (see Table 5).

Interestingly, IDS identifies many of the same cases as important for G3P as well as PushGP. This result suggests that the structure of the problem itself determines which cases are important rather than the considered representation. This dynamic makes IDS potentially useful across many different systems and approaches.

## 6 Conclusion and Future work

In this work, we proposed a novel approach to construct down-samples in an informed manner during evolution when using down-sampled lexibase selection. We find that changing the composition of down-samples to include cases that are more “informative” helps improve problem solving performance with a fixed computational budget. Informativeness, we hypothesize, is linked to how distinct the cases in the down-sample are. Cases that are solved by the same subset of the population are likely testing for the same behavior, and thus need not be included in the down-sample at the same time. Cases that test for different behaviors likely maintain different behavioral groups of individuals, which could promote and maintain higher levels of diversity in the population.

In our empirical comparisons of these down-sampling methods, we find evidence to support the conclusion that selecting cases in an informed manner increases the success rate of GP runs. These results were confirmed across two independent GP systems by using well studied benchmark problems. We find that using IDS often increases the proportion of informative cases in the down-sample as verified by improved success rates as well as by directly inspecting the content of the down-samples. IDS improves upon the state of the art selection method across the majority of the program synthesis problems explored in this work.

This work is a first exploration into changing the case composition of down-

samples for lexicase selection runs. As such, it opens many potential directions for future research. Due to the modular nature of the informed down-sampling system, different methods could be used for either the pairwise information measurement, or for the down-sample creation portions of the algorithm. An exploration into different down-sampling levels, and the effects levels have on the informational content of down-samples is also a promising direction for future work. Additionally, IDS introduces new hyperparameters for the parent sampling rate and generational schedule; it would be beneficial to create a method for automatically setting these dependant on the problem and the state of the GP search. Finally, even though there are reasons to believe that IDS and down-sampling in general work well with lexicase selection, there is nothing that ties them to a particular selection method; it may be informative to explore the effects of IDS on other parent selection methods such as tournament selection. Finally, comparing the extent to which different down-sampling strategies blunt lexicase’s ability to maintain specialists could also yield important insights into why informed down-sampling improves success rates as much as it does.

## 7 Acknowledgements

This material is based upon work supported by the National Science Foundation under Grant No. 1617087. Any opinions, findings, and conclusions or recommendations expressed in this publication are those of the authors and do not necessarily reflect the views of the National Science Foundation.

This work was performed in part using high performance computing equipment obtained under a grant from the Collaborative R&D Fund managed by the Massachusetts Technology Collaborative.

Parts of this research were conducted using the supercomputer Mogon and/or advisory services offered by Johannes Gutenberg University Mainz (hpc.uni-mainz.de), which is a member of the AHRP (Alliance for High Performance Computing in Rhineland Palatinate, www.ahrp.info) and the Gauss Alliance e.V.

The authors would like to thank Anil Saini, Austin Ferguson, Cooper Sigrist, Constantin Weiser, Edward Pantridge, Jose Hernandez, Li Ding and the Members of the PUSH lab at Amherst College for discussions that helped shape this work.

## References

- Aenugu, S. and Spector, L. (2019). Lexicase selection in learning classifier systems. In *Proceedings of the Genetic and Evolutionary Computation Conference, GECCO ’19*, page 356–364, New York, NY, USA. Association for Computing Machinery.
- Bachem, O., Lucic, M., and Krause, A. (2017). Practical coreset constructions for machine learning. *arXiv: Machine Learning*.
- Boldi, R., Helmuth, T., and Spector, L. (2022). Exploring Environmental Change for Down-Sampled Lexicase Selection. volume Why it Didn’t Work-Shop of *ALIFE 2022: The 2022 Conference on Artificial Life*.
- Brindle, A. (1980). *Genetic algorithms for function optimization*. PhD thesis, University of Alberta.
- Chrysakis, A. and Moens, M.-F. (2020). Online continual learning from imbalanced data. In III, H. D. and Singh, A., editors, *Proceedings of the 37th International Conference on Machine Learning*, volume 119 of *Proceedings of Machine Learning Research*, pages 1952–1961. PMLR.
- Deb, K., Pratap, A., Agarwal, S., and Meyarivan, T. (2002). A fast and elitist multiobjective genetic algorithm: NSGA-II. *IEEE Transactions on Evolutionary Computation*, 6(2):182–197.

- Ding, L., Boldi, R., Helmuth, T., and Spector, L. (2022). Lexicase selection at scale. In *Genetic and Evolutionary Computation Conference Companion (GECCO '22 Companion)*, July 9–13, 2022, Boston, MA, USA.
- Ding, L. and Spector, L. (2021). Optimizing neural networks with gradient lexicase selection. In *International Conference on Learning Representations*.
- Dolson, E. and Ofria, C. (2018). Ecological theory provides insights about evolutionary computation. In *Proceedings of the Genetic and Evolutionary Computation Conference Companion*, GECCO '18, page 105–106, New York, NY, USA. Association for Computing Machinery.
- Fagan, D., Fenton, M., and O’Neill, M. (2016). Exploring position independent initialisation in grammatical evolution. In *2016 IEEE Congress on Evolutionary Computation (CEC)*, pages 5060–5067.
- Fenton, M., McDermott, J., Fagan, D., Forstenlechner, S., Hemberg, E., and O’Neill, M. (2017). Ponyge2: Grammatical evolution in python. In *Proceedings of the Genetic and Evolutionary Computation Conference Companion*, pages 1194–1201.
- Ferguson, A. J., Hernandez, J. G., Junghans, D., Lalejini, A., Dolson, E., and Ofria, C. (2020). Characterizing the effects of random subsampling on lexicase selection. In Banzhaf, W., Goodman, E., Sheneman, L., Trujillo, L., and Worzel, B., editors, *Genetic Programming Theory and Practice XVII*, pages 1–23. Springer International Publishing, Cham.
- Forstenlechner, S., Fagan, D., Nicolau, M., and O’Neill, M. (2017). A grammar design pattern for arbitrary program synthesis problems in genetic programming. In *European Conference on Genetic Programming*, pages 262–277. Springer.
- Forstenlechner, S., Nicolau, M., Fagan, D., and O’Neill, M. (2016). Grammar design for derivation tree based genetic programming systems. In *European Conference on Genetic Programming*, pages 199–214. Springer.
- Goings, S., Goldsby, H., Cheng, B. H., and Ofria, C. (2012). An ecology-based evolutionary algorithm to evolve solutions to complex problems. In *Artificial Life 13*, pages 171–177. MIT Press.
- Helmuth, T. and Abdelhady, A. (2020). Benchmarking parent selection for program synthesis by genetic programming. In *Proceedings of the 2020 Genetic and Evolutionary Computation Conference Companion*, pages 237–238, Cancún Mexico. ACM.
- Helmuth, T. and Kelly, P. (2021). PSB2: The second program synthesis benchmark suite. In *2021 Genetic and Evolutionary Computation Conference*, GECCO '21, Lille, France. ACM.
- Helmuth, T. and Kelly, P. (2022). Applying genetic programming to psb2: The next generation program synthesis benchmark suite. *Genetic Programming and Evolvable Machines*, 23(3):375–404.
- Helmuth, T., McPhee, N. F., and Spector, L. (2016). Effects of lexicase and tournament selection on diversity recovery and maintenance. In *Proceedings of the 2016 on Genetic and Evolutionary Computation Conference Companion*, GECCO '16 Companion, page 983–990, New York, NY, USA. Association for Computing Machinery.
- Helmuth, T., McPhee, N. F., and Spector, L. (2018). Program synthesis using uniform mutation by addition and deletion. In *Proceedings of the Genetic and Evolutionary Computation Conference*, GECCO '18, page 1127–1134, New York, NY, USA. Association for Computing Machinery.
- Helmuth, T., Pantridge, E., and Spector, L. (2020). On the importance of specialists for lexicase selection. *Genetic Programming and Evolvable Machines*, 21(3):349–373.
- Helmuth, T. and Spector, L. (2015). General program synthesis benchmark suite. In *GECCO '15: Proceedings of the 2015 conference on Genetic and Evolutionary Computation Conference*, pages 1039–1046, Madrid, Spain. ACM.



- Helmuth, T. and Spector, L. (2020). Explaining and exploiting the advantages of down-sampled lexicase selection. In *Artificial Life Conference Proceedings*, pages 341–349. MIT Press.
- Helmuth, T. and Spector, L. (2021). Problem-solving benefits of down-sampled lexicase selection. *Artificial Life*, pages 1–21.
- Helmuth, T., Spector, L., and Matheson, J. (2015). Solving uncompromising problems with lexicase selection. *IEEE Transactions on Evolutionary Computation*, 19(5):630–643.
- Hernandez, J. G., Lalejini, A., Dolson, E., and Ofria, C. (2019). Random subsampling improves performance in lexicase selection. In *GECCO '19: Proceedings of the Genetic and Evolutionary Computation Conference Companion*, pages 2028–2031, Prague, Czech Republic. ACM.
- Hernandez, J. G., Lalejini, A., and Ofria, C. (2022). An Exploration of Exploration: Measuring the Ability of Lexicase Selection to Find Obscure Pathways to Optimality. In Banzhaf, W., Trujillo, L., Winkler, S., and Worzel, B., editors, *Genetic Programming Theory and Practice XVIII*, pages 83–107. Springer Nature Singapore, Singapore.
- Hochbaum, D. S. and Shmoys, D. B. (1985). A best possible heuristic for the k-center problem. *Math. Oper. Res.*, 10:180–184.
- Holland, J. H. (1992). *Adaptation in Natural and Artificial Systems: An Introductory Analysis with Applications to Biology, Control and Artificial Intelligence*. MIT Press, Cambridge, MA, USA.
- Horn, J., Nafpliotis, N., and Goldberg, D. (1994). A niched Pareto genetic algorithm for multi-objective optimization. In *Proceedings of the First IEEE Conference on Evolutionary Computation. IEEE World Congress on Computational Intelligence*, pages 82–87, Orlando, FL, USA. IEEE.
- Krawiec, K., Swan, J., and O'Reilly, U.-M. (2016). *Behavioral Program Synthesis: Insights and Prospects*, pages 169–183. Springer International Publishing, Cham.
- La Cava, W., Spector, L., and Danai, K. (2016). Epsilon-lexicase selection for regression. In *Proceedings of the Genetic and Evolutionary Computation Conference 2016, GECCO '16*, page 741–748, New York, NY, USA. Association for Computing Machinery.
- Lalejini, A., Dolson, E., Vostinar, A. E., and Zaman, L. (2022). Artificial selection methods from evolutionary computing show promise for directed evolution of microbes. *eLife*, 11:e79665.
- Loshchilov, I. and Hutter, F. (2015). Online batch selection for faster training of neural networks. *ArXiv*, abs/1511.06343.
- Metevier, B., Saini, A. K., and Spector, L. (2019). Lexicase selection beyond genetic programming. In Banzhaf, W., Spector, L., and Sheneman, L., editors, *Genetic Programming Theory and Practice XVI*, pages 123–136. Springer International Publishing, Cham.
- Moore, J. M. and Stanton, A. (2017). Lexicase selection outperforms previous strategies for incremental evolution of virtual creature controllers. In Knibbe, C., Beslon, G., Parsons, D. P., Misevic, D., Rouzaud-Cornabas, J., Bredèche, N., Hassas, S., 0001, O. S., and Soula, H., editors, *Proceedings of the Fourteenth European Conference Artificial Life, ECAL 2017, Lyon, France, September 4-8, 2017*, pages 290–297. MIT Press.
- Paul, M., Ganguli, S., and Dziugaite, G. K. (2021). Deep learning on a data diet: Finding important examples early in training. *Advances in Neural Information Processing Systems*, 34:20596–20607.
- Ruder, S. (2017). An overview of gradient descent optimization algorithms. arXiv:1609.04747 [cs].
- Ryan, C., Collins, J. J., and Neill, M. O. (1998). Grammatical evolution: Evolving programs for an arbitrary language. In *European conference on genetic programming*, pages 83–96. Springer.
- Schmidt, M. and Lipson, H. (2005). Co-evolution of fitness maximizers and fitness predictors. In Rothlauf, F., editor, *Late breaking paper at Genetic and Evolutionary Computation Conference (GECCO'2005)*, Washington, D.C., USA.

- Schmidt, M. D. and Lipson, H. (2008). Coevolution of fitness predictors. *IEEE Transactions on Evolutionary Computation*, 12:736–749.
- Smith, R. E., Forrest, S., and Perelson, A. S. (1993). Population diversity in an immune system model: Implications for genetic search. In WHITLEY, L. D., editor, *Foundations of Genetic Algorithms*, volume 2 of *Foundations of Genetic Algorithms*, pages 153–165. Elsevier.
- Sobania, D., Briesch, M., and Rothlauf, F. (2022a). Choose your programming copilot: a comparison of the program synthesis performance of github copilot and genetic programming. In *Proceedings of the Genetic and Evolutionary Computation Conference*, pages 1019–1027.
- Sobania, D. and Rothlauf, F. (2020). Challenges of program synthesis with grammatical evolution. In *European Conference on Genetic Programming (Part of EvoStar)*, pages 211–227. Springer.
- Sobania, D. and Rothlauf, F. (2022). Program synthesis with genetic programming: The influence of batch sizes. In *Genetic Programming: 25th European Conference, EuroGP 2022, Held as Part of EvoStar 2022, Madrid, Spain, April 20–22, 2022, Proceedings*, page 118–129, Berlin, Heidelberg. Springer-Verlag.
- Sobania, D., Schweim, D., and Rothlauf, F. (2022b). A comprehensive survey on program synthesis with evolutionary algorithms. *IEEE Transactions on Evolutionary Computation*.
- Spector, L. (2012). Assessment of problem modality by differential performance of lexicase selection in genetic programming: A preliminary report. In *Proceedings of the 14th Annual Conference Companion on Genetic and Evolutionary Computation, GECCO '12*, page 401–408, New York, NY, USA. Association for Computing Machinery.
- Spector, L., Perry, C., Klein, J., and Keijzer, M. (2004). Push 3.0 programming language description. Technical Report HC-CSTR-2004-02, School of Cognitive Science, Hampshire College, USA.
- Spector, L. and Robinson, A. (2002). Genetic programming and autoconstructive evolution with the push programming language. *Genetic Programming and Evolvable Machines*, 3(1):7–40.
- Troise, S. A. and Helmuth, T. (2017). Lexicase selection with weighted shuffle. In Banzhaf, W., Olson, R. S., Tozier, W., and Riolo, R., editors, *Genetic Programming Theory and Practice XV, Genetic and Evolutionary Computation*, pages 89–104, University of Michigan in Ann Arbor, USA. Springer.
- Vanneschi, L., Castelli, M., and Silva, S. (2014). A survey of semantic methods in genetic programming. *Genetic Programming and Evolvable Machines*, 15(2):195–214.
- Whigham, P. A. et al. (1995). Grammatically-based genetic programming. In *Proceedings of the workshop on genetic programming: from theory to real-world applications*, volume 16, pages 33–41. Citeseer.
- Zogaj, F., Cambronero, J. P., Rinard, M. C., and Cito, J. (2021). Doing more with less: characterizing dataset downsampling for AutoML. *Proceedings of the VLDB Endowment*, 14(11):2059–2072.
- Šikulová, M. and Sekanina, L. (2012). Coevolution in Cartesian Genetic Programming. In Moraglio, A., Silva, S., Krawiec, K., Machado, P., and Cotta, C., editors, *Genetic Programming, Lecture Notes in Computer Science*, pages 182–193, Berlin, Heidelberg. Springer.

## A Generalization Rates

Table 6: Generalization rate for PushGP. These data indicate the proportion of the runs that passed the training set that also passed the held out test set.

Method	Lex	Rnd	IDS				Rnd	IDS			
$r$	-		<b>0.05</b>					<b>0.1</b>			
$\rho$	-	-	<b>1</b>	<b>0.01</b>	<b>0.01</b>	<b>0.01</b>	-	<b>1</b>	<b>0.01</b>	<b>0.01</b>	<b>0.01</b>
$k$	-	-	<b>1</b>	<b>1</b>	<b>10</b>	<b>100</b>	-	<b>1</b>	<b>1</b>	<b>10</b>	<b>100</b>
Count Odds	1.00	0.96	0.98	0.99	1.00	0.99	0.96	1.00	0.98	0.99	0.99
Find Pair	1.00	0.82	0.82	0.73	0.74	0.80	0.50	0.88	0.79	0.68	0.75
Fizz Buzz	0.93	0.96	1.00	0.93	0.95	0.99	1.00	1.00	0.96	0.96	0.96
Fuel Cost	1.00	1.00	1.00	0.99	0.99	0.99	1.00	1.00	1.00	1.00	1.00
GCD	0.91	0.93	1.00	0.93	0.83	0.87	0.82	0.75	0.80	0.89	0.87
Grade	-	-	-	-	1.00	-	1.00	-	-	1.00	1.00
Scrabble Score	1.00	1.00	1.00	1.00	1.00	1.00	1.00	1.00	0.98	1.00	1.00
Small or Large	0.71	0.95	0.80	0.78	0.74	0.71	0.81	0.77	0.69	0.73	0.64

Table 7: Generalization rate for G3P. These data indicate the proportion of the runs that passed the training set that also passed the held out test set.

Method	Lex	Rnd	IDS				Rnd	IDS			
$r$	-		<b>0.05</b>					<b>0.1</b>			
$\rho$	-	-	<b>1</b>	<b>0.01</b>	<b>0.01</b>	<b>0.01</b>	-	<b>1</b>	<b>0.01</b>	<b>0.01</b>	<b>0.01</b>
$k$	-	-	<b>1</b>	<b>1</b>	<b>10</b>	<b>100</b>	-	<b>1</b>	<b>1</b>	<b>10</b>	<b>100</b>
Count Odds	0.94	0.96	0.96	0.88	1.00	0.96	1.00	0.92	0.95	0.91	0.95
Find Pair	-	-	-	1.00	-	-	1.00	-	-	1.00	-
Fizz Buzz	0.79	0.87	0.85	0.84	0.78	0.85	0.83	0.82	0.82	0.89	0.73
Fuel Cost	1.00	0.97	1.00	0.97	0.96	1.00	1.00	0.96	0.96	1.00	1.00
GCD	-	0.17	-	-	-	0.25	-	-	-	-	-
Grade	0.42	0.45	0.50	0.53	0.59	0.45	0.47	0.54	0.47	0.54	0.49
Scrabble Score	1.00	1.00	1.00	1.00	0.92	0.83	1.00	-	0.86	1.00	0.60
Small or Large	0.47	0.57	0.65	0.56	0.64	0.66	0.68	0.59	0.60	0.579	0.65