

# UNCERTAINTY IN REAL-TIME SEMANTIC SEGMENTATION ON EMBEDDED SYSTEMS

Ethan Goan, Clinton Fookes

ej.goan@qut.edu.au

## ABSTRACT


Application for semantic segmentation models in areas such as autonomous vehicles and human computer interaction require real-time predictive capabilities. The challenges of addressing real-time application is amplified by the need to operate on resource constrained hardware. Whilst development of real-time methods for these platforms has increased, these models are unable to sufficiently reason about uncertainty present. This paper addresses this by combining deep feature extraction from pre-trained models with Bayesian regression and moment propagation for uncertainty aware predictions. We demonstrate how the proposed method can yield meaningful uncertainty on embedded hardware in real-time whilst maintaining predictive performance. Code for the proposed model and experimentation can be found here.

**Index Terms**— semantic segmentation, uncertainty, real-time, Bayesian

## 1. INTRODUCTION

Development and capabilities of semantic segmentation models has increased dramatically, with models based on deep learning applied to domains such as autonomous vehicles [1, 2, 3] and human computer interaction [4, 2]. Practical application in these areas requires systems to provide real-time performance, and in safety critical domains, meaningful uncertainty information is essential. The challenge of providing this uncertainty information becomes increasingly challenging for real-time operation, as obtaining this uncertainty information can considerably increase compute demands. A natural way to represent uncertainty is through a Bayesian framework, where uncertainty in the model is propagated to predictions.

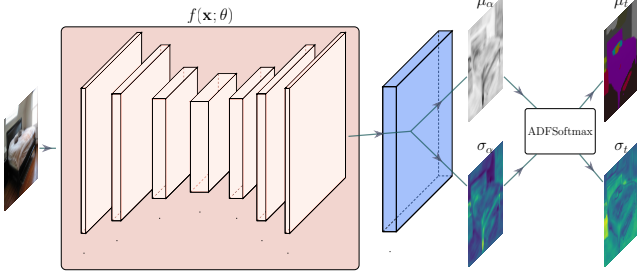
Complete Bayesian inference is intractable for deep learning models, meaning expensive Monte Carlo integration is often used for approximate inference [5, 6, 7]. These sampling based techniques considerably increase the time required for prediction, making them unsuitable for real-time operation. Deterministic methods have been proposed to alleviate the expensive Monte Carlo estimates [8], though requires approximating epistemic uncertainty through the use of an additional Gaussian-Discriminant Analysis model. Other research have proposed utilising uncertainty information during training



**Fig. 1:** Example of semantic segmentation results obtainable from proposed real-time semantic segmentation method and the forms of uncertainty it permits in real-time applications.

[9, 10], though are unable to sufficiently reason about epistemic uncertainty present during predictions. Whilst addressing the issues of avoiding expensive sampling approaches, all these methods have yet to demonstrate real-time predictive performance for semantic segmentation on traditional computing platforms, let alone resource constrained embedded hardware. Given the primary practical application of many semantic segmentation models is performed on edge computing devices, it is crucial that we are able to deliver this uncertainty information on these platforms in real time.

This work aims to address this issue by building from the work of the Gaussian Process treatments of deep kernel learning and Bayesian optimization [11, 12], where the tasks of feature extraction is computed deterministically with fixed model parameters, which are then used as inputs to a probabilistic classification module. Complexity for Gaussian processes is cubic in the number of training samples, thus making them infeasible for the intended applications. Instead we opt for parameterised probabilistic regression module combined with a moment propagating non-linearity for classification. This reduces the inference overhead for high-dimensional data whilst providing analytic results when using conjugate models, avoiding the need for expensive Monte Carlo approximations. We demonstrate how this approach can be applied to existing real-time semantic segmentation models on embedded hardware whilst providing meaningful



**Fig. 2:** Summary of the proposed model. The pink box represent the deterministic feature extractor  $f(\mathbf{x}; \theta)$  that can be any pretrained semantic segmentation network. The blue convolutional layer represents our probabilistic layer, which allows for analytic predictive inference, and is used to generate a mean and variance representation of the predictive logits  $\alpha$ . These are then passed through the ADFSigmoid layer to represent final predictive categories  $\mathbf{t}$  and epistemic uncertainty information.

uncertainty measures with minimal compute overhead. An example of the predictions and uncertainty measures for the presented models is shown in Figure 1.

The contributions of this paper are as follows,

- Propose a light-weight method for uncertainty in semantic segmentation by combining Bayesian methods within moment propagation,
- Develop meaningful real-time aleatoric and epistemic uncertainty metrics and investigation into how they can inform end users and decision protocols
- Demonstrate how these methods can be easily adapted to pre-trained models, enabling them to provide real time uncertainty quantification on embedded devices.

## 2. REAL-TIME UNCERTAINTY QUANTIFICATION

We pose the uncertainty quantification within the Bayesian framework, where we propagate uncertainty in the model parameters to predictions. For this we require a posterior of our model latent variables  $\omega$  such that,

$$p(\omega|\mathbf{X}, \mathbf{Y}) \propto p(\omega)p(\mathbf{X}, \mathbf{Y}|\omega) \quad (1)$$

where  $\mathbf{X}$  is the set of our training inputs and  $\mathbf{Y}$  is a matrix of our predictive labels. We can then form a predictive distribution for new test data  $(\hat{\mathbf{x}}, \hat{\mathbf{y}})$  as,

$$p(\hat{\mathbf{y}}|\hat{\mathbf{x}}, \mathbf{X}, \mathbf{Y}) = \int p(\omega|\mathbf{X}, \mathbf{Y})p(\hat{\mathbf{x}}, \hat{\mathbf{y}}|\omega)d\omega \quad (2)$$

For the case of a neural network representing our likelihood, the integrals required for Eqns. (1) (2) when treating all network parameters as random variables is intractable. For the

case of (1), the posterior may be approximated by a tractable form  $q_{\theta}(\omega)$ , though the predictive posterior in (2) for deep neural networks remains intractable. As previously stated, the commonly used sampling methods to approximate these integrals are computationally prohibitive for real-time models.

The goal of this work is to find a simpler representation of model predictions for semantic segmentation that permits for analytic computation, thus avoiding the need for expensive sampling approximations. To achieve this, we propose simplifying the model to that of linear model with respect to latent variables, where the basis function applied to the input is a neural network  $f(\cdot; \theta)$  parameterised by all but the last layer of the neural network  $\theta$ . These parameters are treated as fixed and known values. We then replace the final linear layer within a given network with a probabilistic layer parameterised by our latent variables  $\omega$  for which we will perform inference. This can be seen as separating the model into a feature extraction stage with fixed parameters  $\theta$ , and the classification stage with parameters treated as random variables  $\omega$ . The latent parameters in  $\omega$  will represent the weights and bias of a final convolutional layer applied to the model. Figure 2 illustrates the proposed model, and can be summarised as,

$$\Phi(\mathbf{x}) = f(\mathbf{x}; \theta) \quad (3)$$

$$\alpha = \Phi(\mathbf{x})\omega \quad (4)$$

$$\mathbf{t} = \text{Softmax}(\alpha), \quad (5)$$

where  $\Phi(\mathbf{x})$  represents the design matrix for input  $\mathbf{x}$  generated from a neural network with fixed parameters  $\theta$ ,  $\alpha$  and  $\mathbf{t}$  represents the corresponding logits and final predictive categorical probability respectively, and  $\omega \sim p(\omega|\mathbf{X}, \mathbf{Y}, \theta)$  is the latent variables we wish to perform inference for. We represent the multiplication between the design matrix and the probabilistic parameters as an inner product, but note that this inner product can be computed with an equivalent convolution operation. Since inference is only required for the final latent variables, we are able to leverage pretrained networks  $f(\mathbf{x}; \theta)$  for the generation of design matrices.

For the work presented within, we frame inference in the logit space as apposed to the final categorical distribution. This allows us to frame the inference problem as a simple linear regression model, such that our posterior of latent variables  $\omega$  with  $N$  data points is,

$$p(\omega|\mathbf{X}, \mathbf{Y}, \theta) \propto \left[ \prod_{i=0}^{N-1} \mathcal{N}(\omega|f(\mathbf{x}_i; \theta)\omega, \sigma^2) \right] p(\omega). \quad (6)$$

With a conjugate Gaussian prior placed on latent variables  $\omega$ , our posterior will also be Gaussian [13],

$$p(\omega|\mathbf{X}, \mathbf{Y}, \theta) = \mathcal{N}(\mu_{\pi}, \Sigma_{\pi}). \quad (7)$$

The advantage of representing our model in this way is that it allows us to represent predictive probabilities over the

logits for a single test image  $\hat{\mathbf{X}}$  analytically as,

$$p(\hat{\alpha}|\hat{\mathbf{x}}, \mathbf{X}, \mathbf{Y}, \theta) = \int \mathcal{N}(\omega|\Phi(\hat{\mathbf{x}})\omega, \sigma)p(\omega|\mathbf{X}, \mathbf{Y}, \theta)d\omega \quad (8)$$

$$= \mathcal{N}(\hat{\alpha}|\Phi(\hat{\mathbf{x}})\mu_\pi, \sigma_N(\hat{\mathbf{x}})) \quad (9)$$

$$\sigma_N^2(\hat{\mathbf{x}}) = \sigma^2 + \hat{\mathbf{x}}^T \Sigma_\pi \hat{\mathbf{x}} \quad (10)$$

## 2.1. Inference of Latent Variables

A challenge with this modelling scheme is that since we are performing inference in the logit space, we cannot directly define a likelihood based on the data, as the labels for our data is represented as final categorical probabilities and the softmax function applied to logits to obtain this predictive probability is not bijective. To address this, we instead propose to approximate samples from the conditional posterior of our latent variables  $\omega$  using the diagonal SWAG method [14].

Given that with a conjugate prior, we know that the posterior of our latent variables  $\omega$  will be a Gaussian, meaning it can be fully described using only the first two moments. To summarise these moments, we apply the diagonal SWAG method to approximately sample from our model parameters using SGD iterates to compute  $\omega_{\text{SWA}} = \sum_{i=1}^T \omega_i$ . From this, we can compute an empirical variance estimate for our probabilistic parameters as  $\Sigma_{\text{diag}} = \text{diag}(\bar{\omega}^2 - \Sigma_{\text{SWG}}^2)$ . In this work, we differ from the original SWAG method, where instead of computing the empirical mean from the SWAG iterates, we use the pretrained weights for the last convolutional layer in our network  $\bar{\omega} = \omega_{\text{pretrained}}$ . This reduces the need to record many parameter values during training, and encourages mean predictions from the probabilistic model to be similar to the point estimate network. With this empirical variance parameters, we can represent our approximate posterior as a factorised Gaussian distribution,

$$p(\omega|\mathbf{X}, \mathbf{Y}, \theta) \approx \mathcal{N}(\omega_i|\bar{\omega}, \Sigma_{\text{diag}}). \quad (11)$$

This allows us to perform approximate inference in the logit space by utilising the categorical labels available for our data sets. Furthermore, the use of a factorised approximation accelerates computation of predictive posterior, as the covariance matrix  $\Sigma_\pi$  in (10) becomes a diagonal matrix, such that,

$$\sigma_N^2(\hat{\mathbf{x}}) \approx \sigma^2 + \hat{\mathbf{x}}^T \Sigma_{\text{diag}} \hat{\mathbf{x}}. \quad (12)$$

Whilst eliminating covariance within our posterior approximation, the use of a diagonal covariance matrix considerably reduces the number of model parameters, allowing for models using this our to be more easily adapted to low memory applications and accelerate prediction on resource constrained.

## 2.2. Predictive Distributions and Measures of Uncertainty

Whilst providing an analytic solution to the predictive probabilities of our logits, we ultimately wish to represent a predictive distribution for final categorical probabilities. An exact analytical solution when using the softmax activation is not known. We address this by building on the methods of moment propagation used in the works of Assumed Density Filtering, where instead of computing exact distributions, we approximate the moments of random variables after applying certain functions, and use these moments to approximate the transformed random variables as Gaussians. Similar to [15], we compute intermediate moments of the softmax using properties of the Log-Normal distribution.

For a Gaussian random variable  $\gamma \sim \mathcal{N}(\mu_\gamma, \sigma_\gamma^2)$ ,  $\beta = \exp(\gamma) \sim \text{Lognormal}(\mu_\beta, \sigma_\beta^2)$ , where the mean and variance of  $\beta$  is  $\mu_\beta = \exp(\mu_\gamma + \sigma_\gamma^2/2)$  and  $\sigma_\beta^2 = (\exp \sigma_\gamma^2 - 1) \exp(2\mu_\gamma + \sigma_\gamma^2)$  respectively. We can use these two moments to approximate the transformed random variables as a Gaussian  $\beta \sim \mathcal{N}(\mu_\beta, \sigma_\beta^2)$ . From this we can approximate the distribution of the output for each class as,

$$t_j = \frac{\exp(\alpha_j)}{\sum_{i=0}^{N-1} \exp(\alpha_i)} = \frac{y_j}{\sum_{i=0}^{N-1} y_i} \quad (13)$$

where  $\alpha_j$  is a single logit from our probabilistic layer and  $y_i \sim \mathcal{N}(\mu_{y,i}, \sigma_{y,i}^2)$  using the properties of the Log-Normal distribution. To find the mean and variance for our output  $t_i$  using moment propagation, we first find the mean and variance of the denominator. Assuming independence in our outputs, the denominator distribution in Equation (13) can be represented as,

$$\sum_{i=0}^{N-1} y_i \sim \mathcal{N}(\sum \mu_{y,i}, \sum \sigma_{y,i}^2) = \mathcal{N}(\mu_d, \sigma_d^2). \quad (14)$$

The application of moment propagation used in [15] does not aim to approximate the moments from the ratio distribution encountered within a probabilistic treatment of the softmax, and instead only aim to ensure the resulting mean can be used as parameter to a categorical distribution. We rectify this by following ratio distribution approximation of [16], where a Gaussian approximation is derived from a Taylor expansion. With this we can approximate the mean and variance of each softmax output indexed by  $j$  as,

$$t_j \sim \mathcal{N}\left(\frac{\mu_j}{\mu_d}, \frac{\mu_j}{\mu_d} \sqrt{\sigma_j^2 + \sigma_d^2}\right), \quad (15)$$

where  $\mu_j$  and  $\sigma_j$  are found from the Log-Normal properties. We label the use of this moment propagation as the Assumed Density Filtered Softmax (ADFSOftmax).

Whilst having the ability to representing model uncertainty in our output, we also wish to form a suitable categorical distribution over outputs for classification using the conventional argmax operator.

**Proposition 1.** *With the probabilistic output in eq. (15), we can create a valid  $k$ -dimensional categorical distribution such that,*

$$C \sim \text{Cat}(k, \mathbb{E}[\mathbf{t}]). \quad (16)$$

*Proof.* For  $\text{Cat}(k, \mathbb{E}[\mathbf{t}])$  to be a valid categorical distribution, we require that the parameters generated by  $\mathbb{E}[\mathbf{t}]$  satisfy the condition that  $\mathbb{E}[\mathbf{t}]_j \leq 1$  for  $0 \leq j < k$  and  $\sum_{i=0}^{k-1} \mathbb{E}[\mathbf{t}]_i = 1$ . We first observe that expectation for the  $j^{\text{th}}$  component is,

$$\mathbb{E}[\mathbf{t}]_j = \frac{\mu_j}{\mu_d} = \frac{\exp(\mu_j + \sigma_j^2/2)}{\sum_{i=0}^{k-1} \exp(\mu_i + \sigma_i^2/2)} = \frac{\exp(\mu_j + \sigma_j^2/2)}{\mu_d}, \quad (17)$$

where  $\mu_d$  is that of Equation (14). Similar to the traditional softmax function, the denominator is shared amongst all components, and the exponential function ensures all components are strictly positive. Following the same arguments of the softmax, this implies that  $\exp(\mu_j + \sigma_j^2/2)$  for valid index  $j$ , and that  $\sum_{i=0}^{k-1} \mathbb{E}[\mathbf{t}]_i = 1$  as required.  $\square$

With this categorical representation, we can easily perform final classification similar to point estimate networks, whilst also delivering important uncertainty information in these predictions. In the next section, we discuss the uncertainty metrics available.

### 2.3. Computing Predictive Uncertainty

With our representation of predictive probabilities, we want to be able to reason about the different types of uncertainty present. It is common to refer to the epistemic and aleatoric uncertainty [17], where epistemic uncertainty is a representation of reducible uncertainty identified by the model, and aleatoric uncertainty is irreducible uncertainty caused by the data present. With the probabilistic model presented within, we are able to reason about both forms of uncertainty.

We propose to capture epistemic uncertainty using the variance information available in our model predictions. An advantage of our approach is that we can measure this uncertainty in both the logit and prediction space. Given we are modelling these spaces as Gaussians, we can succinctly summarise this uncertainty using the entropy of these distributions. The entropy for a  $D$ -dimensional multivariate Gaussian is,

$$H[x] = \frac{1}{2} \log |\Sigma| + \frac{D}{2} (1 + \log 2\pi). \quad (18)$$

We see from eq. (18) that the entropy depends only on the covariance information in the distribution. This is advantageous as it provides a succinct and natural form to summarise the uncertainty induced by our latent variables in our predictions. Furthermore, given that we are representing our distributions over our logits and final predictions as independent Gaussian variables, the trace operator can be reduced to a product of the variance components for each component in the relevant distribution.

**Table 1:** Summary of predictive performance of real-time semantic segmentation methods on Jetson Xavier embedded hardware.

Model	Dataset	Input Size	mIOU	fps
BiSeNetV1	Cityscapes	512x1024	74.5457	65.8129
	CocoStuff	512x1024	30.6171	72.415
	ADE20k	512x1024	35.197	62.48
Bayes BiSeNetV1	Cityscapes	512x1024	74.0748	57.359
	CocoStuff	512x512	30.786	43.334
	ADE20k	512x512	35.1449	54.245
BiSeNetV2	Cityscapes	512x1024	74.6672	49.5015
	CocoStuff	512x1024	26.7878	58.6345
	ADE20k	512x1024	32.3957	59.5024
Bayes BiSeNetV2	Cityscapes	512x1024	74.3651	42.6472
	CocoStuff	512x512	28.5445	41.2032
	ADE20k	512x512	32.1453	41.8055

Entropy provides a succinct summary for our uncertainty over all categories of interest, though there are instances where we may wish to view uncertainty information pertaining to a single class of interest. For example, for an autonomous vehicle scenario we may be interested in observing the uncertainty for safety critical classes such as other vehicles or pedestrians. We can summarise the class conditional uncertainty utilising the corresponding variance in our predictive probability in eq. (15) for classes of interest.


For aleatoric uncertainty, a common method used in point estimate models is to compute the entropy in the final categorical distribution obtained. We follow this approach in this work, where we use the categorical distribution represented in (16).

## 3. EXPERIMENTS

With our probabilistic model, inference scheme and uncertainty measures defined, we now demonstrate how they can all be combined to deliver uncertainty in real-time compute constrained devices. The NVIDIA Jetson AGX Xavier embedded platform is the used as the computing platform. Given we are targeting lightweight real-time methods, we build upon the BiSeNet model variants [18, 19] as our pre-trained backbone for the deep feature extractors  $f(\mathbf{x}; \theta)$ , and with pre-trained weights in the final layer serving as the mean for our probabilistic classification layer  $\bar{\omega}$ . Pre-trained backbones for these variants are available for the CityScapes[3], ADE20k [4] and CocoStuff [2] datasets, which we build upon for the following experimentations.<sup>1</sup>

For our inference procedure, we perform training on the existing models to obtain our diagonal SWAG samples with the with Ohem cross-entropy loss [20]. We perform a total

<sup>1</sup>Code available at <https://github.com/ethangoan/eu-seg>.



**Fig. 3:** Examples of predictions from the proposed model using the BiSeNetv1 backbone. The rows represent samples from the Cityscapes, ADE20k and CocoStuff datasets respectively. From left to right, the columns represent the input, segmentation, epistemic uncertainty, aleatoric uncertainty and class conditional epistemic uncertainty. For class conditional uncertainty, we show the uncertainty for the classes “car”, “tree” and “dog” across the datasets.

of 10,000 SGD iterations, with a warmup of 1,000 iterations with a linear increase of the learning rate. After this warmup period, the learning rate remains constant. The parameters are observed every 200 iterations for the remainder of training for inference utilising diagonal SWAG. These recorded parameters are then used to estimate the empirical covariance matrix for the final probabilistic convolutional layer. Our prior over our latent variables is a Gaussian distribution  $\mathcal{N}(0, 1^{-4})$ , which is implemented using weight decay.

After training is completed, the models are then compiled to the TensorRT format to be used on the Jetson board for calculation of inference speed metrics. During compilation, the models are converted to half-precision floating point values to accelerate computation. To measure predictive speed, we perform time the computation required for 1,000 forward passes. Our primary measures for evaluating model performance is the mean intersection over union (mIOU), and predictive frames-per-second (fps). We summarise the predictive performance for these probabilistic models in Table 1, and compare them against the point estimate networks.

From the results in Table 1, we see comparable performance amongst the probabilistic models and their point estimate equivalents. Whilst the predictive speed does decrease across the Bayesian models, we see that predictive performance remains suitability for real time application. Furthermore, we note that the predictive performance of the BiSeNetv1 model frequently outperforms in terms of predictive accuracy and inference speed, despite the BiSeNetv2 models having considerably fewer parameters. We attribute this decrease in predictive performance on the Jetson hard-

ware to the depth-wise convolutional operations used in the BiSeNetv2 model not being as thoroughly optimised within the TensorRT framework. We highlight this as an important engineering research topic for future work.

With our predictive performance measured quantitatively, we now investigate the uncertainty measures qualitatively. In Section 2.3, we state how the proposed modelling method is capable of producing measures for aleatoric, epistemic and class conditional epistemic uncertainty. Figure 3 illustrates the predictive performance over the datasets examined within this work and the relevant uncertainty measures. We can see from these figures that the measured epistemic uncertainty is concentrated within the objects of interest, whilst the aleatoric uncertainty is larger around the edges of these objects. We further see from the class conditional uncertainty measures that when targeting individual classes, the uncertainty is targeted towards the edge of the objects for the class of interest.

#### 4. CONCLUSION

Within this research, we have targeted the need for meaningful uncertainty information for challenging semantic segmentation tasks on resource constrained hardware. We propose a combination of a deterministic feature extractor with a probabilistic regression module, that can be combined with a moment propagation softmax module to generate final predictive outputs and uncertainties. We evaluate these models for multiple datasets on embedded hardware, and demonstrate how the proposed probabilistic model can mitigate the expensive compute required for a complete probabilistic treatment

of deep segmentation models to provide real-time performance. Qualitative evaluation of obtained uncertainty measures demonstrate how they can be computed and used for demanding and high risk real-time scenarios.

## 5. REFERENCES

- [1] Gabriel J Brostow, Julien Fauqueur, and Roberto Cipolla, "Semantic object classes in video: A high-definition ground truth database," *Pattern Recognition Letters*, vol. 30, no. 2, pp. 88–97, 2009.
- [2] Holger Caesar, Jasper Uijlings, and Vittorio Ferrari, "Coco-stuff: Thing and stuff classes in context," in *Proceedings of the IEEE Conference on Computer Vision and Pattern Recognition (CVPR)*, June 2018.
- [3] Marius Cordts, Mohamed Omran, Sebastian Ramos, Timo Rehfeld, Markus Enzweiler, Rodrigo Benenson, Uwe Franke, Stefan Roth, and Bernt Schiele, "The cityscapes dataset for semantic urban scene understanding," in *Proceedings of the IEEE conference on computer vision and pattern recognition*, 2016, pp. 3213–3223.
- [4] Bolei Zhou, Hang Zhao, Xavier Puig, Sanja Fidler, Adela Barriuso, and Antonio Torralba, "Scene parsing through ade20k dataset," in *Proceedings of the IEEE conference on computer vision and pattern recognition*, 2017, pp. 633–641.
- [5] Jishnu Mukhoti and Yarin Gal, "Evaluating bayesian deep learning methods for semantic segmentation," *arXiv preprint arXiv:1811.12709*, 2018.
- [6] Clément Dechesne, Pierre Lassalle, and Sébastien Lefèvre, "Bayesian u-net: Estimating uncertainty in semantic segmentation of earth observation images," *Remote Sensing*, vol. 13, no. 19, 2021.
- [7] Michael Kampffmeyer, Arnt-Borre Salberg, and Robert Jenssen, "Semantic segmentation of small objects and modeling of uncertainty in urban remote sensing images using deep convolutional neural networks," in *Proceedings of the IEEE conference on computer vision and pattern recognition workshops*, 2016, pp. 1–9.
- [8] Jishnu Mukhoti, Joost van Amersfoort, Philip HS Torr, and Yarin Gal, "Deep deterministic uncertainty for semantic segmentation," *arXiv preprint arXiv:2111.00079*, 2021.
- [9] Prabhu Teja Sivaprasad and Francois Fleuret, "Uncertainty reduction for model adaptation in semantic segmentation," in *2021 IEEE/CVF Conference On Computer Vision And Pattern Recognition, Cvpr 2021*. IEEE, 2021, number CONF, pp. 9608–9618.
- [10] Zhedong Zheng and Yi Yang, "Rectifying pseudo label learning via uncertainty estimation for domain adaptive semantic segmentation," *International Journal of Computer Vision*, vol. 129, no. 4, pp. 1106–1120, 2021.
- [11] Andrew Gordon Wilson, Zhiting Hu, Ruslan Salakhutdinov, and Eric P Xing, "Deep kernel learning," in *Artificial intelligence and statistics*. PMLR, 2016, pp. 370–378.
- [12] Jasper Snoek, Oren Rippel, Kevin Swersky, Ryan Kiros, Nadathur Satish, Narayanan Sundaram, Mostofa Patwary, Mr Prabhat, and Ryan Adams, "Scalable bayesian optimization using deep neural networks," in *International conference on machine learning*. PMLR, 2015, pp. 2171–2180.
- [13] kevin Murphey, *Machine learning, a probabilistic perspective*, MIT Press, Cambridge, MA, 2012.
- [14] Wesley J. Maddox, Pavel Izmailov, Timur Garipov, Dmitry P. Vetrov, and Andrew Gordon Wilson, "A simple baseline for bayesian uncertainty in deep learning," in *Advances in Neural Information Processing Systems 32: Annual Conference on Neural Information Processing Systems 2019, NeurIPS 2019, December 8-14, 2019, Vancouver, BC, Canada*, Hanna M. Wallach, Hugo Larochelle, Alina Beygelzimer, Florence d'Alché-Buc, Emily B. Fox, and Roman Garnett, Eds., 2019, pp. 13132–13143.
- [15] Jochen Gast and Stefan Roth, "Lightweight probabilistic deep networks," *CoRR*, 2018.
- [16] Eloísa Díaz-Francés and Francisco J Rubio, "On the existence of a normal approximation to the distribution of the ratio of two independent normal random variables," *Statistical Papers*, vol. 54, no. 2, pp. 309–323, 2013.
- [17] Alex Kendall and Yarin Gal, "What uncertainties do we need in bayesian deep learning for computer vision?," *Advances in neural information processing systems*, vol. 30, 2017.
- [18] Changqian Yu, Jingbo Wang, Chao Peng, Changxin Gao, Gang Yu, and Nong Sang, "Bisenet: Bilateral segmentation network for real-time semantic segmentation," *CoRR*, 2018.
- [19] Changqian Yu, Changxin Gao, Jingbo Wang, Gang Yu, Chunhua Shen, and Nong Sang, "Bisenet v2: Bilateral network with guided aggregation for real-time semantic segmentation," *CoRR*, 2020.
- [20] Abhinav Shrivastava, Abhinav Gupta, and Ross Girshick, "Training region-based object detectors with on-line hard example mining," in *Proceedings of the IEEE conference on computer vision and pattern recognition*, 2016, pp. 761–769.