

Energy Efficient Design of Extreme Massive MIMO

Stefan Wesemann, Jinfeng Du, *Member, IEEE*, and Harish Viswanathan, *Fellow, IEEE*

Abstract— Ever since the invention of Bell Laboratories Layer Space-Time (BLAST) in mid 1990s, the focus of MIMO research and development has been largely on pushing the limit of spectral efficiency. While massive MIMO technologies laid the foundation of high throughput in 5G and beyond, energy efficiency of the associated radio system leaves much room for improvement. With the substantial negative implications of climate change looming ever closer, enabling sustainability is of paramount importance for any future technology, and minimizing energy use is a key dimension of achieving sustainability. Thus, every aspect of 6G design, implementation, and operation will be scrutinized to maximize energy efficiency. An analysis of the massive MIMO 5G radio energy consumption at different loads reveals under what specific conditions 6G should outperform 5G, setting qualitative energy efficiency design goals for 6G. Following this, we propose some design principles for the 6G, focusing on novel operational, component technology, and architecture innovations to minimize energy consumption.

Index Terms—massive MIMO, energy efficiency, 6G,

I. INTRODUCTION

WORLDWIDE numerous companies are racing to achieve carbon neutrality and have established carbon footprint reduction goals. Communications service providers (CSPs) are no exception. In order to achieve the goal, the major focus will be on those aspects of operations that consume the largest amount of energy. Fig. 1 shows the energy consumption for a typical CSP, based on a survey [1] in 2021 of over 30 networks with a mixture of multiple generations and multiple radio access technologies across different domains of operations. It is clear that the majority of the energy consumption for a CSP is in network operations, among which the radio access network (RAN) infrastructure consumes the most amount of energy. With the current mix of 3G/4G/5G, the radio unit (RU) contributes about 40% of the RAN energy consumption, comparable with the share of air conditioning at base transceiver station (BTS). With deployment of larger massive MIMO array RUs with the associated more intensive signal processing coupled with the use of higher frequencies such as 3.5 GHz and mm-wave used in 5G, the share of RU energy consumption will continue growing with 5G rolling out in coming years. On the other hand, utility of RAN has been very uneven. It is estimated [2] that on average up to 70% of radio resources are idle, and 80% of sites only carries about 20% of the total traffic, permitting plenty of

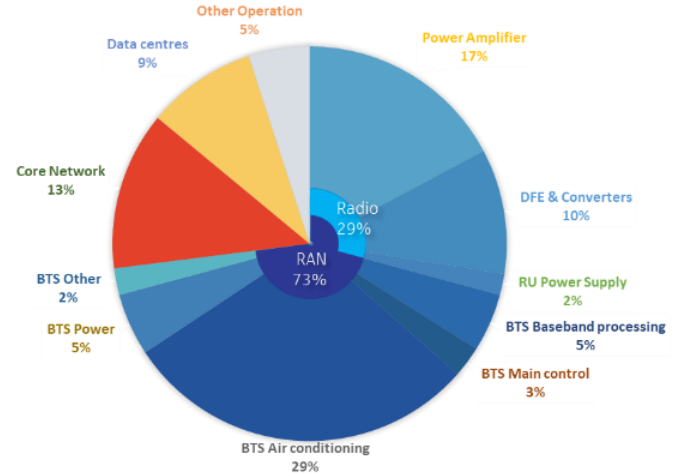


Fig. 1. Distribution of energy consumption for CSP operations, based on data from [1].

opportunities to improve the RAN energy efficiency.

The importance of being energy efficient to minimize the carbon footprint cannot be underestimated. 6G will obviously have to achieve superior performance over the current generation on traditional metrics such as peak data rate, capacity, spectral efficiency, latency, and reliability that will be more demanding in terms of the energy the infrastructure requires. Nevertheless, energy efficiency will become a new metric that is as important as these other performance metrics. It is well known that it is not possible to simultaneously achieve peak performance across all metrics, such as latency and spectral efficiency or peak rate, and the system is typically designed to flexibly tradeoff between the different metrics depending on the use case. Likewise, we expect energy to start playing an important role, and the future network should be designed to optimally tradeoff energy use against other performance metrics.

The focus of this paper is to identify and expose key component technology, operational, and architecture innovations for 6G that can significantly improve energy efficiency and allow a smooth tradeoff between power consumption and capacity. We will focus on some key energy efficiency enablers in 6G such as scalable MIMO, power amplifier (PA) power reduction, new compute, and new network architecture, and highlight further areas of research. To this end, we begin with a brief look at the power consumption in massive MIMO 5G to understand the potential areas where

Stefan Wesemann is with Nokia Bell Labs, 70469 Stuttgart, Germany (e-mail: stefan.wesemann@nokia-bell-labs.com).

Jinfeng Du and Harish Viswanathan are with Nokia Bell Labs, Murray Hill, NJ 07974, USA (e-mail: jinfeng.du@nokia-bell-labs.com, harish.viswanathan@nokia-bell-labs.com).

Color versions of one or more of the figures in this article are available online at <http://ieeexplore.ieee.org>

6G could be designed to be better. In the following sections, we will describe the innovations and associated research directions towards improving energy efficiency. The paper is organized as follows. In Section II we discuss what a good target for 6G should be in comparison to 5G. In Section III, we describe the component technology and operational innovations while in Section IV we describe potential architectural innovations. In Section V we briefly present an energy efficiency assessment through a high-level model of the energy consumption and conclude in Section VI.

II. ENERGY EFFICIENCY GOALS FOR 6G MASSIVE MIMO

Energy consumption of the network for any given deployment critically depends on the load in the system. The load varies substantially over the duration of the 24-hour period, with peak load only occurring for a few hours during the day. At lower loads fewer physical resource blocks are used leading to lower output power for the same power spectral density. The lower output power translates to lower power consumed. However, the relationship is not linear since the PA efficiency is highest at its peak output power but reduces as the output power decreases. Furthermore, the digital processing power consumption does not diminish automatically with reduced load unless the digital circuits are pushed into sleep mode. Thus, a major area of focus for improving energy efficiency should be improvements that can be achieved in particular at medium to low load conditions.

Fig. 2 visualizes for illustrative purposes how the energy consumption behaves as a function of the capacity delivered by a single radio unit for 4G and 5G, and also indicates what the target should be for next generation mMIMO radio units in the time frame of 6G. The peak capacity of a 5G NR 64 TRX mMIMO 100 MHz cell is about 20 times that of the LTE 20 MHz frequency division duplex (FDD) cell and is 90% more energy efficient in terms of watts per bits/sec [3]. In other words, 5G consumes 10 times less power per bits/sec, which translates to the LTE radio consuming 50% of 5G power at its peak capacity. For both 4G and 5G, power consumption decreases with reducing load or delivered capacity. One commonly implemented feature to reduce energy consumption is micro-discontinuous transmission (micro-DTX), where the analog components are pushed into micro-sleep mode when there is no data to transmit. In the current generation of SoCs, while it is feasible to rapidly turn the PAs off and on during micro-DTX, the digital frontend (DFE) and Digital SoCs continue to consume nearly the same amount of power. Hence the energy efficiency of current 5G systems is quite low as the load approaches zero because of the substantial amount of power consumed by the digital frontend and baseband processing.

To bring power consumption close to zero, the cell essentially needs to be switched off. However, the time taken to become operational from this state is significant, hence it cannot be used for a temporary break in traffic. An important observation here is that 5G consumes more power to provide the same capacity compared to LTE when the demand is very

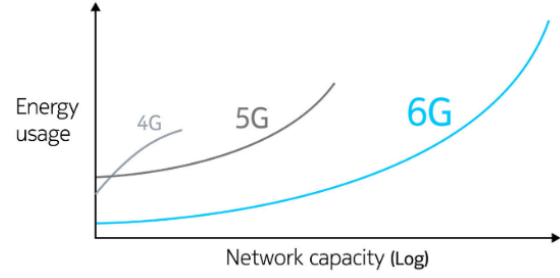


Fig. 2. Illustration of energy consumption of 4G, 5G mMIMO radio units and the proposed target for 6G as a function of the load dependent capacity.

low primarily because of the lack of scalability of the digital power. Clearly this indicates the need for technological and architectural innovations to further improve energy efficiency at any load.

Now focusing on the 6G target curve, we expect 6G peak capacity to be about 10 times that of 5G to meet the growing demand through the use of 400 MHz carriers and larger array sizes in new mid band spectrum [4]. This peak capacity should be achieved with at most twice the peak power consumption of 5G to ensure 6G's power supply is manageable and it is also more energy efficient on watts/Gbps basis compared to 5G. This can be achieved through new lower power component technologies such as SoCs and new PA architectures. However, it is even more important to design 6G so that the energy consumption scales better with load, and we nearly achieve "zero energy zero load" operation. This can be achieved through techniques such as novel PA architectures, more sophisticated transmit power control coupled with granular antenna muting, scalable signal processing architectures, waveform adaptation with load and advanced crest factor reduction described in the next section. A daily average energy consumption of 50% that of 5G while achieving 10x peak capacity is a good energy efficiency goal for 6G.

III. OPERATIONAL & TECHNOLOGY INNOVATIONS

In this section, we focus on new operational innovations and component technology advancements.

A. Energy Efficient Scheduling and Link Adaptation

For mid to low loads, energy efficient scheduling and link adaptation (LA) schemes could be leveraged to lower power consumption. One such LA concept is Power Optimization for Low Interference and Throughput Enhancement (POLITE) [5], which seeks opportunities to stretch the data transmissions e.g., over more time-frequency resources and thereby reduces the spectral efficiency but increases energy efficiency. This new LA paradigm to maximize resource utilization and reduce transmit power as much as possible, not only creates improved intercell interference conditions but also reduces the power consumption of the radio unit.

The benefits of POLITE are not for free. For example, in cases where the data transmissions are stretched over multiple slots, the latency is increased. Another limiting factor for the transmit power reduction is the need for a sufficiently high SNR at the UE side to ensure a proper (DMRS-based) channel

estimation. This calls for further research in energy efficiency scheduling and LA schemes by incorporating not only the traffic demand but also quality of service/experience constraints as well as channel estimation needs.

B. TX-Level mMIMO Muting

For massive MIMO radio units, a straightforward alternative for reducing transmit power is to adaptively mute some active transmit chains via deactivation of the PAs [6], so-called TX-level mMIMO muting. The key challenge of mMIMO muting is the loss in the cell's downlink coverage due to the loss in transmit power and transmit array gain. Research on special features (e.g., repeated transmissions) for the broadcast/sync and control channels in the 6G design is needed to compensate for the coverage loss. Solutions in flexible hybrid beamforming that could avoid array gain loss while muting TX-chains may also provide notable gain in energy efficiency. Energy consumption could be further reduced if the DFE and Layer 1 processing chips are designed in such a way that the digital signal processing complexity could be reduced, or some portion of the digital chips could be deactivated based on traffic load.

C. Adaptive Waveforms

One of the hallmarks of each new generation is the choice of the waveform. 2G relied on single-carrier continuous phase waveform (GMSK) and time division multiple access (TDMA). As the system became wider in bandwidth, direct sequence spread spectrum (DSSS) was chosen as the waveform for 3G for handling multipath and code division multiple access (CDMA) augmented time division. In 4G, the orthogonal frequency division multiplexing (OFDM) waveform was used along with enhancements to compute capabilities to enable better spectral efficiency over wider bandwidth and facilitate adoption of MIMO. In 5G, OFDM was turned into "flex-OFDM" by enabling multiple sub-carrier spacings to accommodate different frequency bands, bandwidths and use cases, and to allow for the coexistence of different sub-carrier spacing if needed. A drawback of the OFDM waveform is its high peak to average power ratio (PAPR), which requires larger backoff in PA operation to achieve better PA linearity at the cost of lower PA efficiency. Since single-carrier (SC) waveforms such as SC-FDE or SC-FDMA have substantially lower PAPR compared to OFDM, 6G design should facilitate evolution towards adaptive waveform, as illustrated in Fig. 3, such that an appropriate one can be chosen depending on the traffic load to, for example, facilitate energy savings or co-existence. This will reduce the digital pre-distortion processing complexity at low loads and save compute energy.

D. Advanced Crest Factor Reduction

Crest factor reduction (CFR) is a commonly used concept for reducing the PA's power consumption by reducing signal's PAPR. Advanced CFR methods provide a scenario-dependent and/or load-dependent PAPR, which can be used to tradeoff energy efficiency and spectral efficiency. One approach is to iteratively calculate the signals transmitted in the guard sub-carriers [7]. The time domain signal peaks are identified and



Fig. 3. Waveform evolution.

clipped, and the resulting error, computed. The frequency domain representation of the error signal at the guard sub-carrier locations is then computed, and the guard sub-carriers are set to compensate the error signal. This process is repeated multiple times. With 25% guard sub-carriers, an additional PAPR reduction of about 3.5 dB is reported.

As the load reduces, data transmission concentrates to smaller subset of sub-carriers and the system should leverage the unused sub-carriers by allocating them as guard sub-carriers to further reduce the overall peak amplitude of the time domain OFDM signal. Further research could explore more fundamental approaches to better utilize such additional guard-subcarriers. For example, channel coding over the extended set of sub-carriers could result in low PAPR and the decoder can also exploit the guard sub-carriers as additional redundancy.

E. Advanced PA Architectures & Operation Modes

Another way to further reduce the PA's power consumption is to use advanced PAs that provide a higher power added efficiency (PAE). Typical line-up PAEs for two-way Doherty PAs with digital pre-distortion (DPD) are in the range of 45% at full load. Fully digital Doherty PAs [8] or switch-mode/direct polar PAs [9] can easily provide line-up PAEs around 55%.

An alternative approach to increasing the efficiency of power amplifiers is to operate them in the non-linear regime with limited or no backoff. However, there are two major issues when transmitting signals through a non-linear PA. First, the signals will be distorted resulting in poor signal error vector magnitude (EVM), and the receiver may not be able to demodulate the signal. Second, the non-linearity will result in higher out of band emissions. The first of these issues is beginning to be addressed using receiver processing based on machine learning (ML). It has been shown that the ML receiver can cope with non-linearity through special processing of the signal in the time domain followed by FFT operation and then followed by ML-based demodulation techniques [10]. The second problem is fundamentally introduced by the non-linearity and can be addressed to a certain extent through DPD techniques, where further research is needed to address the challenges arising from large number of transceiver chains.

F. AI/ML with New Computing Architecture

Further energy efficiency improvements could be achieved by exploiting mixed analog/digital computing enabled by ML-based signal processing. A major issue for compute-intensive deep learning inference computations is the power consumption of data read-write operations from memory. Ongoing research on compute-in-memory (CIM) [11] aims to eliminate this power-hungry operation. In analog CIM, a single flash transistor is used simultaneously for storing neural network weights and performing multiply and accumulate operations. Small electrical currents are steered through flash memory arrays that store neural network

weights, and the matrix multiplication results are accumulated through a series of analog-to-digital converters. This provides very dense storage of neural network weights and high-performance AI processing in a single chip without the added cost of internal or external random access memory (RAM) and its associated components. Estimates from on-going research suggest that savings of up to two orders of magnitude is possible using higher compute intensity per watt measured in terms of Tera operations per watt (TOPS). Analog computing is somewhat inherently noisy. However, deep learning networks can be made robust against noise through appropriate offline training of the networks. Further research on joint design of analog CIM architecture and neural network based signal processing may yield further energy efficiency benefit.

IV. ARCHITECTURE INNOVATIONS

A. Densification with Distributed Massive MIMO

An architectural trend that favors more energy efficient networks is the use of small cells or multi-TRP (transmission reception point) base stations with remote radio heads. Densification leads to new architectural possibilities such as distributed or cell-free massive MIMO [12] in which a user is not associated with any particular cell but is served by multiple surrounding antennas. The user does not need to be associated with any particular radio cell and the user's state is maintained at a central location, potentially in the edge cloud. We expect that macro-based architectures will continue to remain to provide coverage and capacity in most locations with the small cell layer serving the dense areas.

Since the macro supports a wide area, a large number of small cells is required to provide the same coverage. Each small cell needs to be designed only for a small capacity as the service area is much smaller, thus smaller arrays with fewer layers are sufficient, resulting in substantially less power than traditional macro base stations. At low loads, the small cells can be switched off dynamically according to traffic patterns within the cell, which is only possible where there is umbrella macro coverage. While prior research suggests that small cell deployments are more energy efficient compared to macros, their net energy efficiency should be re-evaluated under different loading conditions in light of high-capacity massive MIMO macros, which were not considered in the past.

B. Centralization

One of the key architecture decisions for implementation is where to locate the network functions. While the RU needs to be at the cell site, other network functions in the RAN could potentially be placed further back in a more central site. Several factors such as fronthaul, the availability of suitable edge cloud sites, operational savings, network agility and energy consumption will determine the optimal architecture choice and location of the functions. Here we focus only on the energy consumption perspective, assuming all other factors can be managed. Our main thesis is that network functions should be centralized to the maximum extent possible:

- RU at the cell site

- Baseband processing at the edge data center or RAN hub to meet the target latency
- Higher layer RAN functions within the metro area
- Real-time CORE control and user plane at the regional level
- Subscriber database and other OAM functions in central clouds.

One of the disadvantages of centralization from the energy consumption point of view is the energy required to transport the information to the central site for processing. On the other hand, central processing can lower energy consumption with statistical pooling gains and centralized data-center liquid cooling solutions [13]. Energy consumption for processing and cooling of compute is expected to outweigh energy consumption for optical network transport [14].

Energy savings from pooling can be achieved in a centralized implementation where the fronthaul link from the RUs can be flexibly routed to the different distributed unit (DU) and central unit (CU) instances. When traffic load is light, a single DU should be able to handle more cells. When the traffic is heavy, on the other hand, more DUs are required and the fronthaul links from those cells will have to terminate at more DU instances. The migration to ethernet based fronthaul in 5G already facilitates fast switching of the fronthaul link, and the specifications should be further solidified for 6G. The next generation should support "mesh fronthaul" or other topologies where an RU is connected to multiple DUs, and a DU is connected to multiple RUs. This will also increase the resiliency of the network.

C. Network Exposure

As we approach the 2030s, consumers will increasingly demand to understand the carbon footprint of what they consume, and networks will not be an exception. Already airlines publish the carbon impact of traveling on a flight. Rideshare companies such as Uber allow consumers the choice to pick the type of car for the ride based on their carbon footprint. It is more than likely that consumers will expect to know how their use of the network impacts their personal carbon footprint, for example, of a Metaverse gaming session that they may engage in with the next generation network, which may very well depend on the time of day when it happens.

Beyond consumers, network management decisions such as network configuration and optimization should use energy consumption as a metric. The network exposure framework that is already available in 4G and 5G networks should consider exposure of energy consumption-related metrics, which would allow computation of carbon footprint or allow better energy consumption management of the network.

V. 6G ENERGY EFFICIENCY ASSESSMENT

In this section, we provide a simple model for comparing the power consumption and supported data rate between a 5G Massive MIMO RU and an envisioned 6G Extreme Massive MIMO RU.

We model the relative power consumption and downlink throughput in a TDD system. For the 5G baseline, we assume that power saving features μ DTX and μ DRX are used to push analog components such as PAs, drivers and LNAs into sleep mode when needed. For the 6G system, we anticipate that digital components such as DFE and Layer 1 processing could also be pushed into sleep mode, leading to more energy savings in mid to low traffic load conditions. We also anticipate 2 times enhancements in the compute intensity per Watt of the digital processing platforms from 5G to 6G. Other improvements such as PA's line-up efficiency and PAPR reduction by advanced CFR are also taken into account in the modeling. The difference in model parameters for 5G and 6G are listed in Table 1.

RU's power consumption, with 5G as baseline, is given by

$$P = \beta \cdot \left(\frac{m \cdot t_A \cdot \sqrt{c} \cdot \varepsilon}{\eta_{PSU} \cdot \eta_{PA}} P^{out} + m \cdot M \cdot t_A \cdot \hat{P}_{RFIC}^{driver} + \frac{m \cdot M \cdot t_D \cdot b}{\eta_{DSP}} \cdot (\hat{P}_{DFE}^{Tx} + \hat{P}_{BB}^{Tx}) \right) + (1 - \beta) \cdot \left(M \cdot r_A \cdot \hat{P}_{RFIC}^{LNA} + \frac{M \cdot r_D \cdot b}{\eta_{DSP}} \cdot (\hat{P}_{DFE}^{Rx} + \hat{P}_{BB}^{Rx}) \right) + \frac{1}{\eta_{DSP}} \cdot \hat{P}_{MISC}, \quad (1)$$

where M is the number of transceiver chains and L is the number of spatial layers, P^{out} is the total radiated power, and $\beta = 0.75$ is the fraction of slots in a frame used for downlink transmission. The increased occupied bandwidth of 6G is modelled by the bandwidth expansion factor $b = 4$. We assume a PAPR improvement by advanced CFR, represented by the parameter $c \in (0,1]$, which is exploited to lower the PAs' peak power by using a digital Doherty PA.

For Tx-level MIMO muting, we denote the fraction of (active) transmission chains by $m \in (0,1]$ and use the function $l(m) = \min(L, m \cdot M)$ to account for the reduction in the number spatial layers, when reaching very small numbers of active transmit chains (i.e., less transmit chains than L layers).

To model the impact of μ DTX and μ DRX, denote the fraction of active transmission and reception time by $t_A, t_D \in (0,1]$ and $r_A, r_D \in (0,1]$, respectively, where subscript A indicates analog components and subscript D for digital part. For the 5G baseline, we assume that only analog components are pushed into sleep mode (i.e., $t_D = r_D = 1$) while the 6G system can deactivate all components (i.e., $t_A = t_D$ and $r_A = r_D$).

Other key parameters common to 5G and 6G include:

- Efficiency of the PAs' power supply $\eta_{PSU} = 0.94$
- Insertion loss from antenna filters $\varepsilon = 0.9$ dB
- RFIC components: $\hat{P}_{RFIC}^{driver} = 0.5$ W, $\hat{P}_{RFIC}^{LNA} = 0.3$ W
- Digital components: $\hat{P}_{DFE}^{Tx} = 2$ W, $\hat{P}_{DFE}^{Rx} = 1.5$ W, $\hat{P}_{BB}^{Tx} = 0.5$ W, $\hat{P}_{BB}^{Rx} = 1$ W
- Aggregated power consumption of various smaller processing blocks: $\hat{P}_{MISC} = 100$ W

Cell's (peak) downlink rate is given by the Shannon formula

$$R = \beta \cdot b \cdot t_A \cdot l(m) \cdot \log_2 \left(1 + m^2 \cdot \frac{L}{l(m)} \cdot \gamma \right), \quad (2)$$

where γ denotes the per-layer signal-to-interference-plus-noise ratio (SINR). For simplicity, we assume the same SINR $\gamma = 22$ dB for all layers.

Fig. 4 shows the relative power consumption for the two configurations, using 5G peak cell capacity as 100% reference for the normalized DL cell capacity and 5G peak power

Table 1. Difference in model parameters for the 5G and 6G comparison.

| | 5G baseline | 6G |
|--|----------------|---------|
| Number of transceiver chains M | 64 | 128 |
| Number of spatial layers L | 16 | 32 |
| Total radiated power P^{out} | 200 W | 400 W |
| Bandwidth | 100 MHz | 400 MHz |
| PA's line-up PAE η_{PA} | 45 % | 55 % |
| Relative compute intensity per Watt η_{DSP} | 1 | 2 |
| Relative PAPR change c | 0 dB | -2 dB |

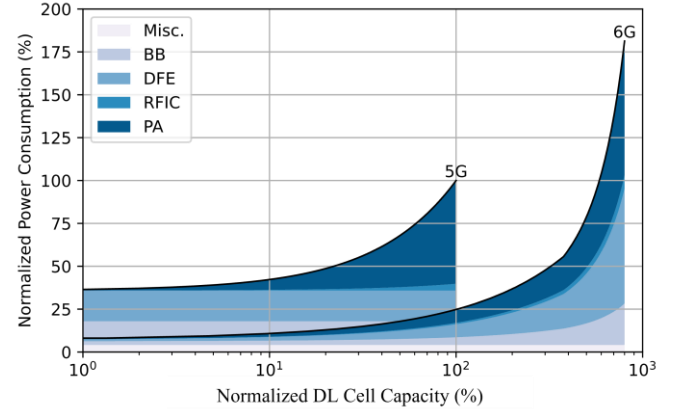


Fig. 4. Normalized RU power consumption as a function of the supported network load, where the max DL cell capacity and peak power consumption of 5G is used as baseline reference. In this comparison the 5G estimate leverages micro DTX/DRX and 6G estimate adopts TX-level mMIMO muting, POLITE link adaptation, digital PA, advanced CFR, and scalable digital signal processing.

consumption as 100% reference for the normalized power consumption. The total power consumption is broken down into the four main building blocks: PAs and their power supply, RFICs including driver and LNA stages, DFEs and Layer 1 low/Baseband (BB) processing. As shown in the figure, the 6G configuration is able to provide 8x higher peak cell capacity resulting from 2x more spatial layers and 4x larger bandwidth. The corresponding power consumption at peak load is roughly twice of the 5G configuration.

To compute a daily average for the 5G's (resp. 6G's) power consumption, we assume 50% load for 8 hours, 30% load for 10 hours, and 5% load for 6 hours, where 100% load corresponds to 5G's (resp. 6G's) peak cell capacity. Based on our model, we obtain a daily average power consumption for the 6G configuration which is 25% less than the daily average of 5G baseline. In order to achieve the 50% reduction goal, however, further energy savings concepts such as the flexible usage of hybrid beamforming in combination with TX-level mMIMO muting, compute-in-memory for efficient signal processing, and adaptive waveforms to offload the burden from the CFR and DPD are urgently needed. Network densification with AI/ML-assisted cell shutoff management may also help to further reduce 6G power consumption.

One should note that our model captures only the effects of the data channel; that is, advanced energy saving concepts for the common and broadcast channels as well as signals (e.g., via

reduced signaling) could be leveraged for further power reduction, particularly for empty cells and low load conditions.

VI. CONCLUSION

Energy efficiency will be an important metric for the next generation of networks, at least as important as the traditional performance metrics such as throughput, latency, reliability and scalability. While 5G improved over 4G substantially in terms of the bits/joule metric at peak load, it is highly inefficient during lightly loaded conditions. An important requirement for the 6G design should be to ensure that energy consumption scales down gracefully with traffic, approaching zero energy at zero traffic. With more than a ten-fold capacity increase expected at peak loads, 6G should leverage various technology advances to reduce overall average energy consumption by 50% and to improve the bits/joule metric by five times at peak load and by 20 times on average, as compared to 5G.

To achieve dramatic reduction in energy consumption while achieving higher capacities when required, the industry should consider the following new approaches described in this paper in its next-generation standards:

- Adaptive waveforms to reduce PAPR while avoiding complex digital pre-distortion
- Frequency domain shaping or coding techniques to reduce PAPR by exploiting unused bandwidth
- Facilitate mMIMO muting by ensuring coverage solutions for different array sizes
- Mesh fronthaul to ensure resilience and increase pooling gains for centralized functions
- Exposure of energy use statistics to consumer apps to promote energy awareness.

ACKNOWLEDGMENT

The authors would like to thank Harri Holma, Preben Mogensen, Navin Hathiramani, Gagandeep Bhatti, Daniela Laselva, Susanna Kallio and many others at Nokia for their helpful comments and suggestions.

REFERENCES

- [1] Green Future Networks: Network Energy Efficiency - NGMN, Dec. 2021. <https://www.ngmn.org/publications/green-future-networks-network-energy-efficiency.html>
- [2] Further study on critical C-RAN technologies, NGMN, Mar. 2015. https://ngmn.org/wp-content/uploads/NGMN_RANv2_Further_Study_on_Critical_C-RAN_Technologies_v1.0.pdf
- [3] How 5G is bringing an energy efficiency revolution, Nokia White paper, 2020. <https://onestore.nokia.com/asset/207360>
- [4] H. Holma, H. Viswanathan and P. Mogensen, "Extreme massive MIMO for macro cell capacity boost in 5G-Advanced and 6G," Nokia White Paper, Oct 2021.
- [5] S. Mandelli, A. Lieto, P. Baracca, A. Weber and T. Wild, "Power Optimization for Low Interference and Throughput Enhancement for 5G and 6G systems," 2021 IEEE Wireless Communications and Networking Conference Workshops (WCNCW), 2021.
- [6] H. Halbauer, A. Weber, D. Wiegner and T. Wild, "Energy Efficient Massive MIMO Array Configurations," 2018 IEEE Globecom Workshops (GC Wkshps), 2018.
- [7] P. Boonsrimuang, P. Boonsrimuang, K. Mori, T. Paungma and H. Kobayashi, "PAPR Reduction Method for OFDM Signal by Using

Dummy Sub-carriers," 2006 1st International Symposium on Wireless Pervasive Computing, 2006, pp. 1-5, doi: 10.1109/ISWPC.2006.1613571.

- [8] M. Beikmirza, Y. Shen, L. C. N. de Vreede and M. S. Alavi, "A Wideband Two-Way Digital Doherty Transmitter in 40nm CMOS," IEEE/MTT-S International Microwave Symposium - IMS 2022, 2022.
- [9] E. McCune, "High-efficiency, multi-mode, multi-band terminal power amplifiers," in IEEE Microwave Magazine, vol. 6, no. 1, pp. 44-55, March 2005
- [10] D. Korpi, M. Honkala, J. Huttunen, F. Aoudia and J. Hoydis, "Waveform Learning for Reduced Out-of-Band Emissions Under a Nonlinear Power Amplifier," arXiv:2201.05524, Jan 2022.
- [11] S. Yu, H. Jiang, S. Huang, X. Peng and A. Lu, "Compute-in-Memory Chips for Deep Learning: Recent Trends and Prospects," IEEE Circuits and Systems Magazine, vol. 21, pp. 31-56, Aug 2021.
- [12] H. Q. Ngo, A. Ashikhmin, H. Yang, E. G. Larsson and T. L. Marzetta, "Cell-Free Massive MIMO Versus Small Cells," *IEEE Transactions on Wireless Communications*, vol. 16, pp. 1834-1850, Mar 2017.
- [13] Nokia press release. "Nokia adds Liquid Cooling technology to latest AirScale Base Station portfolio outlining commitment to sustainability #MWC22." <https://www.nokia.com/about-us/news/releases/2022/03/01/nokia-adds-liquid-cooling-technology-to-latest-airscale-base-station-portfolio-outlining-commitment-to-sustainability-mwc22/>, Mar 2022.
- [14] "The carbon benefits of cloud computing: A study on the Microsoft Cloud in partnership with WSP", Microsoft White Paper, 2018.



Stefan Wesemann is head of the Transceiver Research Department Germany & France in Nokia Bell Labs. He received the Dipl.-Ing. (M.Sc.) in Information Systems Engineering in 2006, and the Dr.-Ing. (PhD) in Electrical Engineering in 2014, both from Dresden University of Technology. Between 2007 and 2010, he worked for the startup Signalion GmbH (now National Instruments). Since joining Nokia Bell Labs in 2014, Stefan has worked on massive MIMO algorithms and system design, and supported the productization of those. His research focus is on novel transceiver technologies, extreme & distributed MIMO design, and disruptive PHY concepts for improved energy efficiency. He is a Bell Labs Distinguished Member of Technical Staff.



Jinfeng Du (Member, IEEE) is leading the Department of Radio Systems USA in Nokia Bell Labs. He received the B.Eng. degree in electronic information engineering from the University of Science and Technology of China (USTC), Hefei, China, in 2004, and the M.Sc., Tekn. Lic., and Ph.D. degrees from the Royal Institute of Technology (KTH), Stockholm, Sweden, in 2006, 2008, and 2012, respectively. He was a Post-Doctoral Researcher with the Massachusetts Institute of Technology (MIT), Cambridge, MA, USA, from 2013 to 2015. Since joining in 2015, he has focused on fundamentals and disruptive concepts for wireless communications, especially in communication theory, radio system design and optimization, millimeter-wave propagation measurements and modeling.



Harish Viswanathan (Fellow, IEEE) is Head of Radio Systems Research in Nokia Bell Labs. He received the B. Tech. degree from the Department of Electrical Engineering, Indian Institute of Technology, Chennai, India and the M.S. and Ph.D. degrees from the School of Electrical

Engineering, Cornell University, Ithaca, NY. Since joining Bell Labs in October 1997, he has worked extensively on wireless research ranging from physical layer to network architecture and protocols including multiple antenna technology for cellular wireless networks, multi-hop relays, network optimization, network architecture, and IoT communications. From 2007 to 2015, Harish was in the Corp CTO organization, where as a CTO Partner he advised the Corporate CTO on Technology Strategy through in-depth analysis of emerging technology and market needs. He is a Fellow of the IEEE and a Bell Labs Fellow.