

# Mixed moving average field guided learning for spatio-temporal data

Imma Valentina Curato<sup>\*</sup>, Orkun Furat<sup>†</sup> and Bennet Ströh<sup>‡</sup>

April 17, 2023

## Abstract

Influenced mixed moving average fields are a versatile modeling class for spatio-temporal data. However, their predictive distribution is not generally accessible. Under this modeling assumption, we define a novel theory-guided machine learning approach that employs a generalized Bayesian algorithm to make predictions. We employ a Lipschitz predictor, for example, a linear model or a feed-forward neural network, and determine a randomized estimator by minimizing a novel PAC Bayesian bound for data serially correlated along a spatial and temporal dimension. Performing causal future predictions is a highlight of our methodology as its potential application to data with short and long-range dependence. We conclude by showing the performance of the learning methodology in an example with linear predictors and simulated spatio-temporal data from an STOU process.

*MSC 2020: primary 60E07, 60E15, 60G25, 60G60; secondary 62C10.*

*Keywords: stationary models, weak dependence, oracle inequalities, randomized estimators, causal predictions.*

## 1 Introduction

Statistical models used nowadays to analyze spatio-temporal data like Gaussian processes [5], [23], [53], and [63]; spatio-temporal kriging [19], and [46]; space-time autoregressive moving average models [30]; point processes [31], and hierarchical models [19] deliver forecasts once the variogram or the data distribution (up to a set of parameters) is carefully chosen in relation to the studied phenomenon and practitioners' experience. If, on the other hand, we use a data science model to perform forecasting in a spatio-temporal set-up, for example, by using deep learning, see [4], [54], [61] and [62] for a review, or a video frame prediction algorithm as in [45] and [68] we have other kinds of drawbacks. Deep learning techniques can successfully extract spatio-temporal features and learn the *inner law* of an observed spatio-temporal system. However, these models lack interpretability, i.e., it is not possible to disentangle the causal relationship between variables in different spatial-time points, and typically no proofs of their

---

<sup>\*</sup>Ulm University, Institute of Mathematical Finance, Helmholtzstrae 18, 89069 Ulm, Germany. E-MAIL: imma.curato@uni-ulm.de.

<sup>†</sup>Ulm University, Institute of Stochastics, Helmholtzstrae 18, 89069 Ulm, Germany. E-MAIL: orkun.furat@uni-ulm.de.

<sup>‡</sup>Imperial College, Department of Mathematics, South Kensington Campus, SW7 2AZ London, United Kingdom. E-MAIL: b.stroh@imperial.ac.uk.

generalization performances are available. On the other hand, algorithms as in [45] and [68] retain a *causal interpretation*, but as in the case of deep learning methods, do not have proven generalization performance.

This paper proposes a novel theory-guided machine learning methodology for spatio-temporal data analysis, which addresses the challenge of modeling the serial correlation typically observed along their spatial and temporal dimensions. The methodology also ensures a causal interpretation of the obtained forecasts and employs an algorithm with provable generalization performance. Our design method applies to data with spatial dimension  $d \geq 1$ . Examples of such data sets for  $d = 2$  are the *raster data cube* [?] analyzed in environmental monitoring, satellite observations, and climate and weather model outputs.

A theory-guided machine learning methodology is a hybrid procedure that uses a stochastic model in synergy with a specific data science one. Such methodologies have started to gain prominence in several scientific disciplines such as earth science, quantum chemistry, bio-medical science, climate science, and hydrology modeling as, for example, described in [41], [51], [50], and [54]. We call our methodology *mixed moving average field guided learning*.

The stochastic model used in the paper is an influenced mixed moving average field as defined in [22] and that we call, in short, an MMAF throughout the paper. Examples of such models can be found in [7], [11] [47], and [48] and have been so far employed to model data in environmental monitoring and [?, 47] and imaging analysis [39]. They allow to model Gaussian and not Gaussian distributed data; they can be non-Markovian and have non-separable covariance functions. Moreover, given their specification, they can be solely used to model short and long-range dependence, i.e., data showing an exponential or power decaying autocorrelation function, by assuming finite second-order moments of the field. No further assumptions on the model distribution are needed in this case.

A drawback of employing such models in data analysis is that their predictive distribution is generally unavailable. To our knowledge, the only available results on the prediction distribution of such models can be found in [47, Theorem 13], where a Gaussian spatio-temporal Ornstein Uhlenbeck is analyzed. We then employ a generalized Bayesian algorithm to perform one-time ahead forecasts in a given spatial position. More in detail, we determine a *randomized predictor* (i.e., a regular conditional probability measure) on the class of the Lipschitz function  $\mathcal{H}$ , see [33] for a review of this class of the algorithms. Note that linear models and feed-forward neural networks are examples of the functions belonging to  $\mathcal{H}$ .

The randomized estimator is determined by considering several properties of the MMAFs. First, the asymptotic dependence structure of such fields, which are  $\theta$ -lex weak dependence, as analyzed in [22]. Second, the feature selection method used in the algorithm is based on the causal interpretation that the MMAFs possess and which is based on the concept of *lightcones* used in special relativity, see Section 2.2 for a formal definition. All the notions above are then employed to determine a generalization bound, also called a *PAC Bayesian bound* whose minimization gives the searched randomized estimator. The acronym PAC stands for Probably Approximately Correct and may be traced back to [66]. A PAC inequality states that with an arbitrarily high probability (hence "probably"), the performance (as provided by a loss function) of a learning algorithm is upper-bounded by a term decaying to an optimal value as more data is collected (hence "approximately correct"). PAC-Bayesian bounds have proven over the past two decades to successfully address various learning problems such as classification, sequential or batch learning, and deep learning [28]. Indeed, they are a powerful probabilistic tool to derive theoretical generalization guarantees. We provide (PAC Bayesian) generalization bounds with a rate of convergence equal to  $\mathcal{O}(m^{-1/2})$ . To our knowledge, the PAC Bayesian bounds determined in the paper are the first

results in the literature obtained for data serially correlated along a spatial and temporal dimension. Even if the rate achieved by our algorithms is considered *slow* in the literature, the latter is typically achieved when working with i.i.d. data or stationary time series being  $\alpha$ -mixing or  $\phi$ -mixing. The  $\theta$ -lex weakly dependence of the MMAF is a more general notion of dependence than  $\alpha_{\infty,v}$  and  $\phi_{\infty,v}$ -mixing for random fields as defined in [24] for  $v \in \mathbb{N} \cup \{\infty\}$  and  $\alpha$  and  $\phi$ -mixing [14] in the particular case of stochastic processes. An MMAF can therefore be used to model more general frameworks than the one analyzed so far in the literature; see Remark 3.25 and Appendix A for a detailed discussion on this issue.

The paper is structured as follows. First, we review the MMAFs framework in Section 2 and describe their causal interpretation and covariance structure. We introduce in this section also two examples of MMAFs the spatio-temporal Ornstein Unhlenbeck process (in short, STOU) and its mixed version (in short, MSTOU) defined in [47, 48], respectively. These are isotropic random fields for which we develop a novel  $\theta$ -lex coefficients computation used throughout the paper to show feasible examples of the discussed MMAF-guided learning. We then define the data science model used in the paper in Section 3, the hypothesis space, the loss function used, and the feature selection method. Here, we also introduce the notations that allow us to bridge the MMAF framework (that, by definition, is continuous in time and space) with a data science one (that, by definition, is discrete in time and space). Pivotal theoretical preliminaries as an exponential inequality for  $\theta$ -weakly dependent processes and the feature selection method are presented in Section 3.1. The paper’s main results are the PAC Bayesian bounds (also of oracle type) presented in Section 3.2 for Lipschitz predictors, among which we discuss the shape of the bound for linear models and feed-forward neural networks. We then focus on linear models and show in Section 3.3 how to select the best one for forecasting tasks. In Section 4, we conclude by using our theory-guided machine learning methodology to analyze simulated data from an STOU process with a Gaussian and a normal-inverse-Gaussian distributes Lévy seed. Appendix A contains further details on the weak dependence measures employed in the paper and a review of the estimation methodologies for STOU and MSTOU processes’ parameters. Appendix B contains detailed proofs of the theoretical results presented in the paper.

## 2 Mixed moving average fields

### 2.1 Notations

Throughout the paper, we indicate with  $\mathbb{N}$  the set of positive integers and  $\mathbb{R}^+$  the set of non-negative real numbers. As usual, we write  $L^p(\Omega)$  for the space of (equivalence classes of) measurable functions  $f : \Omega \rightarrow \mathbb{R}$  with finite  $L_p$ -norm  $\|f\|_p$ . When  $\Omega = \mathbb{R}^n$ ,  $\|x\|_1$  and  $\|x\|$  denotes the  $L_1$ -norm and the Euclidean norm, respectively, and we define  $\|x\|_\infty = \max_{j=1,\dots,n} |x^{(j)}|$ , where  $x^{(j)}$  represents the component  $j$  of the vector  $x$ .

To ease the notations in the following sections, unless it is important to keep track of both time and space components separately, we often indicate the index set  $\mathbb{R} \times \mathbb{R}^d$  with  $\mathbb{R}^{1+d}$ .  $A \subset B$  denotes a not necessarily proper subset  $A$  of a set  $B$ ,  $|B|$  denotes the cardinality of  $B$  and  $\text{dist}(A, B) = \inf_{i \in A, j \in B} \|i - j\|_\infty$  indicates the distance of two sets  $A, B \subset \mathbb{R}^{1+d}$ . Let  $n, k \geq 1$ , and  $F : \mathbb{R}^n \rightarrow \mathbb{R}^k$ , we define  $\|F\|_\infty = \sup_{t \in \mathbb{R}^d} \|F(t)\|$ . Let  $\Gamma = \{i_1, \dots, i_u\} \subset \mathbb{R}^{1+d}$  for  $u \in \mathbb{N}$ , we define the random vector  $\mathbf{Z}_\Gamma = (\mathbf{Z}_{i_1}, \dots, \mathbf{Z}_{i_u})$ . In general, we use bold notations when referring to random elements.

In the following Lipschitz continuous is understood to mean globally Lipschitz. For  $u, n \in \mathbb{N}$ ,  $\mathcal{G}_u^*$

is the class of bounded functions from  $\mathbb{R}^u$  to  $\mathbb{R}$  and  $\mathcal{G}_u$  is the class of bounded, Lipschitz continuous functions from  $\mathbb{R}^u$  to  $\mathbb{R}$  with respect to the distance  $\|\cdot\|_1$ . Moreover, we call  $\mathcal{L}(\Omega)$  the set of all Lipschitz functions  $h$  on  $\Omega$  with respect to the distance  $\|\cdot\|_1$  and define the Lipschitz constant as

$$Lip(h) = \sup_{x \neq y} \frac{|h(x) - h(y)|}{\|x - y\|_1}. \quad (1)$$

Hereafter, we often use the lexicographic order on  $\mathbb{R}^{1+d}$ . Let the pedex  $t$  and  $s$  be indicating a temporal and spatial coordinate. For distinct elements  $y = (y_{1,t}, y_{1,s}, \dots, y_{d,s}) \in \mathbb{R}^{1+d}$  and  $z = (z_{1,t}, z_{1,s}, \dots, z_{d,s}) \in \mathbb{R}^{1+d}$  we say  $y <_{lex} z$  if and only if  $y_{1,t} < z_{1,t}$  or  $y_{p,s} < z_{p,s}$  for some  $p \in \{1, \dots, d\}$  and  $y_{1,t} = z_{1,t}$  and  $y_{q,s} = z_{q,s}$  for  $q = 1, \dots, p-1$ . Moreover,  $y \leq_{lex} z$  if  $y <_{lex} z$  or  $y = z$  holds. Finally, let  $t \in \mathbb{R}^{1+d}$ , we define the set  $V_t^r = V_t \cap \{s \in \mathbb{R}^{1+d} : \|t - s\|_\infty \geq r\}$  for  $r > 0$ . The definition of the set  $V_t^r$  is also used when referring to the lexicographic order on  $\mathbb{Z}^{1+d}$ .

## 2.2 Definition and properties

Let  $S = H \times \mathbb{R} \times \mathbb{R}^d$ , where  $H \subset \mathbb{R}^q$  for  $q \geq 1$ , and the Borel  $\sigma$ -algebra of  $S$  be denoted by  $\mathcal{B}(S)$  and let  $\mathcal{B}_b(S)$  contain all its Lebesgue bounded sets.

**Definition 2.1.** A family of  $\mathbb{R}$ -valued random variables  $\Lambda = \{\Lambda(B) : B \in \mathcal{B}_b(S)\}$  is called a Lévy basis on  $(S, \mathcal{B}_b(S))$  if it is an independently scattered and infinitely divisible random measure. This means that:

(i) For a sequence of pairwise disjoint elements of  $\mathcal{B}_b(S)$ , say  $\{B_i, i \in \mathbb{N}\}$ :

- $\Lambda(\bigcup_{n \in \mathbb{N}} B_n) = \sum_{n \in \mathbb{N}} \Lambda(B_n)$  almost surely when  $\bigcup_{n \in \mathbb{N}} B_n \in \mathcal{B}_b(S)$
- and  $\Lambda(B_i)$  and  $\Lambda(B_n)$  are independent for  $i \neq j$ .

(ii) Let  $B \in \mathcal{B}_b(S)$ . Then, the random variable  $\Lambda(B)$  is infinitely divisible, i.e. for any  $n \in \mathbb{N}$ , there exists a law  $\mu_n$  such that the law  $\mu_{\Lambda(B)}$  can be expressed as  $\mu_{\Lambda(B)} = \mu_n^{*n}$ , the  $n$ -fold convolution of  $\mu_n$  with itself.

For more details on infinitely divisible distributions, we refer the reader to [59]. In the following, we will restrict ourselves to Lévy bases which are homogeneous in space and time and factorizable, i.e., Lévy bases with characteristic function

$$E \left[ e^{iu\Lambda(B)} \right] = e^{\Phi(u)\Pi(B)} \quad (2)$$

for all  $u \in \mathbb{R}$  and  $B \in \mathcal{B}_b(S)$ , where  $\Pi = \pi \times \lambda_{1+d}$  is the product measure of the probability measure  $\pi$  on  $H$  and the Lebesgue measure  $\lambda_{1+d}$  on  $\mathbb{R} \times \mathbb{R}^d$ . Note that when using a Lévy basis defined on  $S = \mathbb{R} \times \mathbb{R}^d$ ,  $\Pi = \lambda_{1+d}$ . Furthermore,

$$\Phi(u) = i\gamma u - \frac{1}{2}\sigma^2 u^2 + \int_{\mathbb{R}} (e^{iux} - 1 - iux \mathbb{1}_{[0,1]}(|x|)) \nu(dx) \quad (3)$$

is the cumulant transform of an ID distribution with characteristic triplet  $(\gamma, \sigma^2, \nu)$ , where  $\gamma \in \mathbb{R}$ ,  $\sigma^2 \geq 0$  and  $\nu$  is a Lévy-measure on  $\mathbb{R}$ , i.e.

$$\nu(\{0\}) = 0 \quad \text{and} \quad \int_{\mathbb{R}} (1 \wedge x^2) \nu(dx) < \infty.$$

The quadruplet  $(\gamma, \sigma^2, \nu, \pi)$  determines the distribution of the Lévy basis entirely, and therefore it is called its *characteristic quadruplet*. An important random variable associated with the Lévy basis, is the so-called *Lévy seed*, which we define as the random variable  $\Lambda'$  having as cumulant transform (3), that is

$$E \left[ e^{iu\Lambda'} \right] = e^{\Phi(u)}. \quad (4)$$

By selecting different Lévy seeds, it is easy to compute the distribution of  $\Lambda(B)$  for  $B \in \mathcal{B}_b(S)$  when  $S = \mathbb{R} \times \mathbb{R}^d$ . In the following two examples, we compute the Lévy bases used in generating the data sets in Section 4.1.

**Example 2.2** (Gaussian Lévy basis). *Let  $\Lambda' \sim \mathcal{N}(\gamma, \sigma^2)$ , then its characteristic function is equal to  $\exp(i\gamma u - \frac{1}{2}\sigma^2 u^2)$ . Because of (2), we have, in turn, that the characteristic function of  $\Lambda(B)$  is equal to  $\exp(i\gamma u \lambda_{1+d}(B) - \frac{1}{2}\sigma^2 \lambda_{1+d}(B) u^2)$ . In conclusion,  $\Lambda(B) \sim \mathcal{N}(\gamma \lambda_{1+d}(B), \sigma^2 \lambda_{1+d}(B))$  for any  $B \in \mathcal{B}_b(S)$ .*

**Example 2.3** (Normal Inverse Gaussian Lévy basis). *Let  $K_1$  denote the modified Bessel function of the third order and index 1. Then, for  $x \in \mathbb{R}$ , the NIG distribution is defined as*

$$f(x : \alpha, \beta, \mu, \delta) = \alpha \delta (\pi^2 (\delta^2 + (x - \mu)^2))^{-\frac{1}{2}} \exp(\delta \sqrt{\alpha^2 - \beta^2} + \beta(x - \mu)) K_1(\alpha \sqrt{\delta^2 + (x - \mu)^2}),$$

where  $\alpha, \beta, \mu$  and  $\delta$  are parameters such that  $\mu \in \mathbb{R}$ ,  $\delta > 0$  and  $0 \leq |\beta| < \alpha$ . Let  $\Lambda' \sim NIG(\alpha, \beta, \mu, \delta)$ , then by (2) we have that  $\Lambda(B) \sim NIG(\alpha, \beta, \mu \lambda_{1+d}(B), \delta \lambda_{1+d}(B))$  for all  $B \in \mathcal{B}_b(S)$ .

We now follow [7], and [10] to formally define ambit sets.

**Definition 2.4.** *A family of ambit sets  $(A_t(x))_{(t,x) \in \mathbb{R} \times \mathbb{R}^d} \subset \mathbb{R} \times \mathbb{R}^d$  satisfies the following properties:*

$$\begin{cases} A_t(x) = A_0(0) + (t, x), & (\text{Translation invariant}) \\ A_s(x) \subset A_t(x), \text{ for } s < t \\ A_t(x) \cap (t, \infty) \times \mathbb{R}^d = \emptyset. & (\text{Non-anticipative}). \end{cases} \quad (5)$$

We consider throughout  $A_t(x)$  to be defined as in (8). We further assume that the random fields in the paper are defined on a given complete probability space  $(\Omega, \mathcal{F}, P)$ , equipped with the *filtration of influence* (in the sense of Definition 3.8 in [22])  $\mathbb{F} = (\mathcal{F}_{(t,x)})_{(t,x) \in \mathbb{R} \times \mathbb{R}^d}$  generated by  $\Lambda$  and the family of ambit sets  $(A_t(x))_{(t,x) \in \mathbb{R} \times \mathbb{R}^d} \subset \mathbb{R} \times \mathbb{R}^d$ , i.e., each  $\mathcal{F}_{(t,x)}$  is the  $\sigma$ -algebra generated by the set of random variables  $\{\Lambda(B) : B \in \mathcal{B}_b(H \times A_t(x))\}$ . We call our fields *adapted* to the filtration of influence  $\mathbb{F}$  if  $Z_t(x)$  is measurable with respect to the  $\sigma$ -algebra  $\mathbb{F}$  for each  $(t, x) \in \mathbb{R} \times \mathbb{R}^d$ . Moreover, we work with stationary random fields. Moreover, in the following, we use the term *stationary* instead of *spatio-temporal stationary*.

**Definition 2.5** (Spatio-temporal stationarity). *We say that  $Z_t(x)$  is spatio-temporal stationary if for every  $n \in \mathbb{N}$ ,  $\tau \in \mathbb{R}$ ,  $u \in \mathbb{R}^d$ ,  $t_1, \dots, t_n \in \mathbb{R}$  and  $x_1, \dots, x_n \in \mathbb{R}^d$ , the joint distribution of  $(Z_{t_1}(x_1), \dots, Z_{t_n}(x_n))$  is the same as that of  $(Z_{t_1+\tau}(x_1+u), \dots, Z_{t_n+\tau}(x_n+u))$ .*

**Definition 2.6** (MMAF). *Let  $\Lambda = \{\Lambda(B), B \in \mathcal{B}_b(S)\}$  a Lévy basis,  $f : H \times \mathbb{R} \times \mathbb{R}^d \rightarrow \mathbb{R}$  a  $\mathcal{B}(S)$ -measurable function and  $A_t(x)$  an ambit set. Then, the stochastic integral*

$$Z_t(x) = \int_H \int_{A_t(x)} f(A, x - \xi, t - s) \Lambda(dA, d\xi, ds), \quad (t, x) \in \mathbb{R} \times \mathbb{R}^d, \quad (6)$$

is adapted to the filtration  $\mathbb{F}$ , stationary, and its distribution is infinitely divisible. We call the  $\mathbb{R}$ -valued random field  $\mathbf{Z}$  an (influenced) mixed moving average field and  $f$  its kernel function.

**Remark 2.7.** On a technical level, we assume all stochastic integrals in this paper to be well defined in the sense of Rajput and Rosinski [52]. For more details, including sufficient conditions on the existence of the integral as well as the explicit representation of the characteristic triplet of the MMAF's infinitely divisible distribution (which can be directly determined from the characteristic quadruplet of  $\Lambda$ ), we refer to [22, Section 3.1]. In the latter, there can also be found a multivariate definition of a Lévy basis and an MMAF.

In the paper, we use as a model for an observed spatio-temporal data set the field 6 defined on a cone-shaped ambit set. This modeling framework has a *causal interpretation*. To explain this point, we borrow the concept of *lightcone* from special relativity that describes the possible paths that the light can make in space-time leading to a point  $(t, x)$  and the ones that lie in its future. In the context of our paper, we use their geometry to identify the points in space-time having causal relationships. Let  $c > 0$ , for a point  $(t, x)$ , and by using the Euclidean norm to assess the distance between different space-time points, we define a *lightcone* as the set

$$\mathcal{A}_t^{light}(x) = \{(s, \xi) \in \mathbb{R} \times \mathbb{R}^d : \|x - \xi\| \leq c|t - s|\}. \quad (7)$$

The set  $\mathcal{A}_t^{light}$  with respect to the point  $(t, x)$  can be split into two disjoint sets, namely,  $A_t(x)$  and  $A_t(x)^+$ . The set  $A_t(x)$  is called *past lightcone*, and its definition corresponds to the one of a cone-shaped ambit set

$$A_t(x) := \{(s, \xi) \in \mathbb{R} \times \mathbb{R}^d : s \leq t \text{ and } \|x - \xi\| \leq c|t - s|\}. \quad (8)$$

The set

$$A_t(x)^+ = \{(s, \xi) \in \mathbb{R} \times \mathbb{R}^d : s > t \text{ and } \|x - \xi\| \leq c|t - s|\}, \quad (9)$$

is called instead the *future lightcone*. By using an influenced MMAF on a cone-shaped ambit set as the underlying model, we implicitly assume that the following sets

$$l^-(t, x) = \{Z_s(\xi) : (s, \xi) \in A_t(x) \setminus (t, x)\} \text{ and } l^+(t, x) = \{Z_s(\xi) : (s, \xi) \in A_t(x)^+\} \quad (10)$$

are respectively describing the values of the field that have a direct influence on  $\mathbf{Z}_t(x)$  and the future field values influenced by  $\mathbf{Z}_t(x)$ . We can then uncover the causal relationships described above by estimating the constant  $c$  from observed data, called throughout *the speed of information propagation* in the system under analysis. A similar approach to the modeling of causal relationships can also be found in several machine learning frameworks, as in [45], [58], and [68]. In [45], and [58], the sets (10) are considered and employed to discover coherent structures, see [37] for a formal definition, in spatio-temporal physical systems and to perform video frame prediction, respectively. Also, in [68], predictions are performed by embedding spatio-temporal information on a Minkowski space-time. Hence, the concept of lightcones enters into play in the definition of their algorithm. In machine learning, we typically have two equivalent approaches towards causality: structural causal models, which rely on the use of directed acyclical graphs (DAG) [49], and Rubin causal models, which rely upon the potential outcomes framework [57]. The concept of causality employed in this paper can be inscribed into the latter. In fact, by using MMAFs on cone-shaped ambit sets, the set  $l^+(t, x)$  describes the possible future outcomes that can be observed

starting from the spatial position  $(t, x)$ .

### 2.3 Autocovariance Structure

Moment conditions for MMAFs are typically expressed in function of the characteristic quadruplet of its driving Lévy basis and the kernel function  $f$ .

**Proposition 2.8.** *Let  $\mathbf{Z}_t(x)$  be an  $\mathbb{R}$ -valued MMAF driven by a Lévy basis with characteristic quadruplet  $(\gamma, \sigma^2, \nu, \pi)$  with kernel function  $f : H \times \mathbb{R} \times \mathbb{R}^d \rightarrow \mathbb{R}$  and defined on an ambit set  $A_t(x) \subset \mathbb{R} \times \mathbb{R}^d$ .*

(i) *If  $\int_{|x|>1} |x| \nu(dx) < \infty$  and  $f \in L^1(H \times \mathbb{R} \times \mathbb{R}^d, \pi \times \lambda_{1+d}) \cap L^2(H \times \mathbb{R} \times \mathbb{R}^d, \pi \times \lambda_{1+d})$  the first moment of  $\mathbf{Z}_t(x)$  is given by*

$$E[\mathbf{Z}_t] = \mathbb{E}(\Lambda') \int_H \int_{A_t(x)} f(A, -s, -\xi) ds d\xi \pi(dA),$$

where  $\mathbb{E}(\Lambda') = \gamma + \int_{|x| \geq 1} x \nu(dx)$ .

(ii) *If  $\int_{\mathbb{R}} x^2 \nu(dx) < \infty$  and  $f \in L^2(H \times \mathbb{R} \times \mathbb{R}^d, \pi \times \lambda_{1+d})$ , then  $\mathbf{Z}_t(x) \in L^2(\Omega)$  and*

$$\begin{aligned} \text{Var}(\mathbf{Z}_t(x)) &= \text{Var}(\Lambda') \int_H \int_{\mathbb{R} \times \mathbb{R}^d} f(A, -s, -\xi)^2 ds d\xi \pi(dA), \\ \text{Cov}(\mathbf{Z}_0(0), \mathbf{Z}_t(x)) &= \text{Var}(\Lambda') \int_H \int_{A_0(0) \cap A_t(x)} f(A, -s, -\xi) f(A, t-s, x-\xi) ds d\xi \pi(dA) \quad \text{and} \\ \text{Corr}(\mathbf{Z}_0(0), \mathbf{Z}_t(x)) &= \frac{\int_H \int_{A_0(0) \cap A_t(x)} f(A, -s, -\xi) f(A, t-s, x-\xi) ds d\xi \pi(dA)}{\int_H \int_{\mathbb{R} \times \mathbb{R}^d} f(A, -s, -\xi)^2 ds d\xi \pi(dA)}, \end{aligned} \quad (11)$$

where  $\text{Var}(\Lambda') = \sigma^2 + \int_{\mathbb{R}^d} x x' \nu(dx)$ .

(iii) *Consider  $\sigma^2 = 0$  and  $\int_{|x| \leq 1} |x| \nu(dx) < \infty$ . If  $\int_{|x|>1} |x| \nu(dx) < \infty$  and  $f \in L^1(H \times \mathbb{R} \times \mathbb{R}^d, \pi \times \lambda_{1+d})$ , the first moment of  $\mathbf{Z}_t(x)$  is given by*

$$E[\mathbf{Z}_t(x)] = \int_H \int_{A_t(x)} f(A, -s, -\xi) \left( \gamma_0 + \int_{\mathbb{R}} x \nu(dx) \right) ds d\xi \pi(dA),$$

where

$$\gamma_0 := \gamma - \int_{|x| \leq 1} x \nu(dx). \quad (12)$$

*Proof.* Immediate from [59, Section 25] and [22, Theorem 3.3]. ■

From Proposition 2.8, we can evince that the autocovariance function of an MMAF depends on the variance of the Lévy seed  $\Lambda'$ , the kernel function  $f$  and the distribution  $\pi$  of the random parameter  $A$ .

Important examples of MMAFs are the spatio-temporal Ornstein-Uhlenbeck field (STOU) and the mixed spatio-temporal Ornstein-Uhlenbeck field (MSTOU), whose properties have been thoroughly analyzed in [47] and [48], respectively. In Definition 2.9 and 2.11, we give the formal definitions of such fields and the explicit expression of their autocovariance functions.

**Definition 2.9.** Let  $\Lambda = \{\Lambda(B), B \in \mathcal{B}_b(S)\}$  be a Lévy basis,  $f : \mathbb{R} \times \mathbb{R}^d \rightarrow \mathbb{R}$  a  $\mathcal{B}(S)$ -measurable function defined as  $f(s, \xi) = \exp(-As)$  for  $A > 0$ , and  $A_t(x)$  be defined as in (8). Then, the STOU defined as

$$\mathbf{Z}_t(x) := \int_{A_t(x)} \exp(-A(t-s)) \Lambda(ds, d\xi) \quad (13)$$

is adapted to the filtration  $\mathbb{F}$ , stationary, Markovian and its distribution is ID. Moreover, let  $u \in \mathbb{R}^d$ ,  $\tau \in \mathbb{R}$ , and  $\mathbb{E}[\mathbf{Z}_t(x)^2] \leq \infty$ . Then,

$$\text{Cov}(\mathbf{Z}_t(x), \mathbf{Z}_{t+\tau}(x+u)) = \text{Var}(\Lambda') \exp(-A\tau) \int_{A_t(x) \cap A_{t+\tau}(x+u)} \exp(-2A(t-s)) ds d\xi, \quad \text{and} \quad (14)$$

$$\text{Corr}(\mathbf{Z}_t(x), \mathbf{Z}_{t+\tau}(x+u)) = \frac{\exp(-A\tau) \int_{A_t(x) \cap A_{t+\tau}(x+u)} \exp(-2A(t-s)) ds d\xi}{\int_{A_t(x)} \exp(-2A(t-s)) ds d\xi}. \quad (15)$$

**Example 2.10.** Let  $d = 1$

$$\rho^T(\tau) := \text{Corr}(\mathbf{Z}_t(x), \mathbf{Z}_{t+\tau}(x)) = \exp(-A|\tau|), \quad (16)$$

$$\rho^S(u) := \text{Corr}(\mathbf{Z}_t(x), \mathbf{Z}_t(x+u)) = \exp\left(-A \frac{|u|}{c}\right), \quad (17)$$

$$\rho^{ST}(\tau, u) := \text{Corr}(\mathbf{Z}_t(x), \mathbf{Z}_{t+\tau}(x+u)) = \min\left(\exp(-A|\tau|), \exp\left(-\frac{A|u|}{c}\right)\right). \quad (18)$$

An STOU exhibits exponential temporal autocorrelation (just like the temporal Ornstein-Uhlenbeck process) and has a spatial autocorrelation structure determined by the shape of the ambit set. In addition, this class of fields admits non-separable autocovariances, which are desirable in practice.

An MSTOU process is defined by *mixing* the parameter  $A$  in the definition of an STOU process; that is, we assume that  $A$  is a random variable with support in  $H = (0, \infty)$ . This modification allows the determination of random fields with power-decaying autocovariance functions.

**Definition 2.11.** Let  $\Lambda = \{\Lambda(B), B \in \mathcal{B}_b(S)\}$  be a Lévy basis with characteristic quadruplet  $(\gamma, \sigma^2, \nu, \pi)$ ,  $f : (0, \infty) \times \mathbb{R} \times \mathbb{R}^d \rightarrow \mathbb{R}$  a  $\mathcal{B}(S)$ -measurable function defined as  $f(A, s, \xi) = \exp(-As)$ , and  $A_t(x)$  be defined in (8). Moreover, let  $l(A)$  be the density of  $\pi$  with respect to the Lebesgue measure such that

$$\int_0^\infty \frac{1}{A^{d+1}} l(A) dA \leq \infty.$$

Then, the MSTOU defined as

$$\mathbf{Z}_t(x) := \int_0^\infty \int_{A_t(x)} \exp(-A(t-s)) \Lambda(dA, ds, d\xi) \quad (19)$$

is adapted to the filtration  $\mathbb{F}$ , stationary and its distribution is ID. Moreover, let  $u \in \mathbb{R}^d$  and  $\tau \in \mathbb{R}$ , and



$$\mathbb{E}[\mathbf{Z}_t(x)^2] \leq \infty$$

$$\text{Cov}(\mathbf{Z}_t(x), \mathbf{Z}_{t+\tau}(x+u)) = \text{Var}(\Lambda') \exp(-A\tau) \int_0^\infty \int_{A_t(x) \cap A_{t+\tau}(x+u)} \exp(-2A(t-s)) ds d\xi l(A) dA, \quad (20)$$

$$\text{Corr}(\mathbf{Z}_t(x), \mathbf{Z}_{t+\tau}(x+u)) = \frac{\exp(-A\tau) \int_0^\infty \int_{A_t(x) \cap A_{t+\tau}(x+u)} \exp(-2A(t-s)) ds d\xi f(A) dA}{\int_0^\infty \int_{A_t(x)} \exp(-2A(t-s)) ds d\xi l(A) dA}. \quad (21)$$

**Example 2.12.** Let  $l(A) = \frac{\beta^\alpha}{\Gamma(\alpha)} A^{\alpha-1} \exp(-\beta A)$ , the Gamma density with shape and rate parameters,  $\alpha > d+1$  and  $\beta > 0$ . For  $d=1$ ,  $u \in \mathbb{R}$  and  $\tau \in \mathbb{R}$

$$\text{Var}(\mathbf{Z}_t(x)) = \frac{\text{Var}(\Lambda') c \beta^2}{2(\alpha-2)(\alpha-1)} \quad (22)$$

$$\text{Cov}(\mathbf{Z}_t(x), \mathbf{Z}_{t+\tau}(x+u)) = \frac{\text{Var}(\Lambda') c \beta^\alpha}{2(\beta + \max\{|\tau|, |u|/c\})^{\alpha-2} (\alpha-2)(\alpha-1)}, \quad (23)$$

$$\rho^{ST}(\tau, u) := \text{Corr}(\mathbf{Z}_t(x), \mathbf{Z}_{t+\tau}(x+u)) = \left( \frac{\beta}{\beta + \max\{|\tau|, |u|/c\}} \right)^{\alpha-2}. \quad (24)$$

## 2.4 Isotropy, short and long range dependence

**Definition 2.13** (Isotropy). Let  $t \in \mathbb{R}$  and  $x \in \mathbb{R}^d$ . A spatio-temporal random field  $(\mathbf{Z}_t(x))_{(t,x) \in \mathbb{R} \times \mathbb{R}^d}$  is called isotropic if its spatial covariance:

$$\text{Cov}(\mathbf{Z}_t(x), \mathbf{Z}_t(x+u)) = C(|u|),$$

for some positive definite function  $C$ .

STOU and MSTOU processes defined on cone-shaped ambit sets are isotropic random fields.

Moreover, we consider the following definitions of temporal and spatial short and long-range dependence in the paper, as given in [48].

**Definition 2.14** (Short and long range dependence). A spatio-temporal random field  $(\mathbf{Z}_t(x))_{(t,x) \in \mathbb{R} \times \mathbb{R}^d}$  is said to have temporal short-range dependence if

$$\int_0^\infty \text{Cov}(\mathbf{Z}_t(x), \mathbf{Z}_{t+\tau}(x)) d\tau < \infty,$$

and long-range temporal dependence if the integral above is infinite. Similarly, an isotropic random field has short-range spatial dependence if

$$\int_0^\infty C(r) dr < \infty,$$

where  $\text{Cov}(\mathbf{Z}_t(x), \mathbf{Z}_t(x+u)) = C(|u|)$  and  $r = |u|$ . It is said to have long-range spatial dependence if the integral is infinite.

If  $(\mathbf{Z}_t(x))_{(t,x) \in \mathbb{R} \times \mathbb{R}^d}$  is, for example, an STOU process then  $\mathbf{Z}$  admits temporal and spatial short-range dependence. When  $\mathbf{Z}$  is an MSTOU process, short and long-range dependence models can be obtained by carefully modeling the distribution of the random parameter  $A$ .

**Example 2.15.** Let us consider the model discussed in Example 2.12. Set  $u = 0$ , then  $\mathbf{Z}$  has temporal short-range dependence for  $\alpha > 3$ , because

$$\begin{aligned} \int_0^\infty \text{Cov}(\mathbf{Z}_t(x), \mathbf{Z}_{t+\tau}(x)) d\tau &= \frac{c\beta^\alpha \text{Var}(\Lambda')}{2(\alpha-2)(\alpha-1)} \int_0^\infty (\beta + \tau)^{-(\alpha-2)} d\tau \\ &= \frac{c\beta^3 \text{Var}(\Lambda')}{2(\alpha-1)(\alpha-2)(\alpha-3)}. \end{aligned}$$

This integral is infinite for  $2 < \alpha \leq 3$ , and the process has long-range temporal dependence. We obtain spatial short- or long-range dependence for the same choice of parameters. In fact, for  $r = |u|$  and  $\tau = 0$ , and  $\alpha > 3$

$$\begin{aligned} \int_0^\infty C(r) dr &= \frac{c\beta^\alpha \text{Var}(\Lambda')}{2(\alpha-2)(\alpha-1)} \int_0^\infty (\beta + r/c)^{-(\alpha-2)} d\tau \\ &= \frac{c\beta^3 \text{Var}(\Lambda')}{2(\alpha-1)(\alpha-2)(\alpha-3)}, \end{aligned}$$

converges, whereas the integral above diverges for  $2 < \alpha \leq 3$ .

## 2.5 Weak dependence coefficients

MMAFs are  $\theta$ -lex weakly dependent random fields. For  $v \in \mathbb{N} \cup \{\infty\}$ , the latter is a dependence notion more general than  $\alpha_{\infty, v}$ -mixing, see Lemma A.5.

**Definition 2.16.** Let  $\mathbf{Z} = (\mathbf{Z}_t)_{t \in \mathbb{R}^{1+d}}$  be an  $\mathbb{R}^n$ -valued random field. Then,  $\mathbf{Z}$  is called  $\theta$ -lex-weakly dependent if

$$\theta_{lex}(r) = \sup_{u, v \in \mathbb{N}} \theta_{u, v}(r) \xrightarrow{r \rightarrow \infty} 0,$$

where

$$\theta_{u, v}(r) = \sup \left\{ \frac{|\text{Cov}(F(\mathbf{Z}_\Gamma), G(\mathbf{Z}_{\Gamma'}))|}{\|F\|_\infty v \text{Lip}(G)} \right\}$$

and  $F \in \mathcal{G}_u^*$ ,  $G \in \mathcal{G}_v$ ;  $\Gamma = \{t_{i_1}, \dots, t_{i_u}\} \subset \mathbb{R}^{1+d}$ ,  $\Gamma' = \{t_{j_1}, \dots, t_{j_v}\} \subset \mathbb{R}^{1+d}$  such that  $|\Gamma| = u$ ,  $|\Gamma'| = v$  and  $\Gamma \subset V_{\Gamma'}^r = \bigcap_{l=1}^v V_{t_{j_l}}^r$  for  $t_{j_l} \in \Gamma'$ . We call  $(\theta_{lex}(r))_{r \in \mathbb{R}^+}$  the  $\theta$ -lex-coefficients.

In the MMAF modeling framework, we can show general formulas for the computation of upper bounds of the  $\theta$ -lex coefficients. The latter are given as a function of the characteristic quadruplet of the driving Lévy basis  $\Lambda$  and the kernel function  $f$  in (6).

**Proposition 2.17.** Let  $\Lambda$  be an  $\mathbb{R}$ -valued Lévy basis with characteristic quadruplet  $(\gamma, \sigma^2, \nu, \pi)$ ,  $f : H \times \mathbb{R}^{1+d} \rightarrow \mathbb{R}$  a  $\mathcal{B}(H \times \mathbb{R}^{1+d})$ -measurable function and  $\mathbf{Z}_t(x)$  be defined as in (6).

(i) If  $\int_{|x|>1} x^2 \nu(dx) < \infty$ ,  $\gamma + \int_{|x|>1} x \nu(dx) = 0$  and  $f \in L^2(H \times \mathbb{R}^{1+d}, \pi \times \lambda_{1+d})$ , then  $\mathbf{Z}$  is  $\theta$ -lex-weakly dependent and

$$\theta_{lex}(r) \leq 2 \left( \int_H \int_{-\infty}^{\rho(r)} \text{Var}(\Lambda') \int_{\|\xi\| \leq cs} f(A, -s, -\xi)^2 ds d\xi \pi(dA) \right)^{\frac{1}{2}}.$$

(ii) If  $\int_{|x|>1} \|x\|^2 \nu(dx) < \infty$  and  $f \in L^2(H \times \mathbb{R}^{1+d}, \pi \times \lambda_{1+d}) \cap L^1(H \times \mathbb{R}^{1+d}, \pi \times \lambda_{1+d})$ , then  $\mathbf{Z}$  is  $\theta$ -lex-weakly dependent and

$$\begin{aligned} \theta_{lex}(r) \leq & 2 \left( \int_H \int_{-\infty}^{\rho(r)} \text{Var}(\Lambda') \int_{\|\xi\| \leq cs} f(A, -s)^2 ds d\xi \pi(dA) \right. \\ & \left. + \left| \int_S \int_{-\infty}^{\rho(r)} \mathbb{E}(\Lambda') \int_{\|\xi\| \leq cs} f(A, -s) ds d\xi \pi(dA) \right|^2 \right)^{\frac{1}{2}}. \end{aligned}$$

(iii) If  $\int_{\mathbb{R}} |x| \nu(dx) < \infty$ ,  $\sigma^2 = 0$  and  $f \in L^1(H \times \mathbb{R}^{1+d}, \pi \times \lambda_{1+d})$  with  $\gamma_0$  defined in (12), then  $\mathbf{Z}$  is  $\theta$ -lex-weakly dependent and

$$\begin{aligned} \theta_{lex}(r) \leq & 2 \left( \int_H \int_{-\infty}^{\rho(r)} \int_{\|\xi\| \leq cs} |f(A, -s) \gamma_0| ds d\xi \pi(dA) \right. \\ & \left. + \int_H \int_{-\infty}^{\rho(r)} \int_{\|\xi\| \leq cs} \int_{\mathbb{R}} |f(A, -s) x| \nu(dx) ds \pi(dA) \right). \end{aligned}$$

The results above hold for all  $r > 0$  with

$$\rho(r) = \frac{-r \min(1/c, 1)}{\sqrt{(d+1)(c^2+1)}}, \quad (25)$$

$\text{Var}(\Lambda') = \sigma^2 + \int_{\mathbb{R}} x^2 \nu(dx)$  and  $\mathbb{E}(\Lambda') = \gamma + \int_{|x| \geq 1} x \nu(dx)$ .

Given the results of Proposition 2.17, it is then possible to compute upper bounds for the  $\theta$ -lex-coefficients of an MSTOU process.

**Corollary 2.18.** *Let  $\mathbf{Z}$  be an MSTOU process as in Definition 2.11 and  $(\gamma, \sigma^2, \nu, \pi)$  be the characteristic quadruplet of its driving Lévy basis. Moreover, let the mean reversion parameter  $A$  be  $\text{Gamma}(\alpha, \beta)$  distributed with density  $l(A) = \frac{\beta^\alpha}{\Gamma(\alpha)} A^{\alpha-1} \exp(-\beta A)$  where  $\alpha > d+1$  and  $\beta > 0$ .*

(i) *If  $\int_{|x|>1} x^2 \nu(dx) < \infty$  and  $\gamma + \int_{|x|>1} x \nu(dx) = 0$ , then  $\mathbf{Z}$  is  $\theta$ -lex-weakly dependent. Let  $c \in [0, 1]$ , then for*

$$d = 1, \quad \theta_{lex}(h) \leq 2 \left( \frac{c \text{Var}(\Lambda') \beta^\alpha}{2\Gamma(\alpha)} \left( \frac{\Gamma(\alpha-2)}{(2\psi(h) + \beta)^{\alpha-2}} + \frac{2\psi(h)\Gamma(\alpha-1)}{(2\psi(h) + \beta)^{\alpha-1}} \right) \right)^{\frac{1}{2}},$$

and for

$$d \geq 2, \quad \theta_{lex}(h) \leq 2 \left( V_d(c) \frac{d! \text{Var}(\Lambda') \beta^\alpha}{2^{d+1}} \sum_{k=0}^d \frac{(2\psi(h))^k}{k! (2\psi(h) + \beta)^{\alpha-d-1+k}} \frac{\Gamma(\alpha-d-1+k)}{\Gamma(\alpha)} \right)^{\frac{1}{2}}.$$

Let  $c > 1$ , then for

$$d \in \mathbb{N}, \quad \theta_{lex}(h) \leq 2 \left( V_d(c) \frac{d! \text{Var}(\Lambda') \beta^\alpha}{2^{d+1}} \sum_{k=0}^d \frac{\left( \frac{2\psi(h)}{c} \right)^k}{k! \left( \frac{2\psi(h)}{c} + \beta \right)^{\alpha-d-1+k}} \frac{\Gamma(\alpha-d-1+k)}{\Gamma(\alpha)} \right)^{\frac{1}{2}}.$$

The above implies that, in general,  $\theta_{lex}(h) = \mathcal{O}(h^{\frac{(d+1)-\alpha}{2}})$ .

(ii) If  $\int_{\mathbb{R}} |x| \nu(dx) < \infty$ ,  $\Sigma = 0$  and  $\gamma_0$  as defined in (12), then  $Z_t(x)$  is  $\theta$ -lex-weakly dependent. Let  $c \in (0, 1]$ , then for

$$d \in \mathbb{N}, \quad \theta_{lex}(h) \leq 2V_d(c)d!\beta^\alpha\gamma_{abs} \sum_{k=0}^d \frac{\psi(h)^k}{k!(\psi(h) + \beta)^{\alpha-d-1+k}} \frac{\Gamma(\alpha - d - 1 + k)}{\Gamma(\alpha)},$$

whereas for  $c > 1$  and

$$d \in \mathbb{N}, \quad \theta_{lex}(h) \leq 2V_d(c)d!\beta^\alpha\gamma_{abs} \sum_{k=0}^d \frac{\left(\frac{\psi(h)}{c}\right)^k}{k! \left(\frac{\psi(h)}{c} + \beta\right)^{\alpha-d-1+k}} \frac{\Gamma(\alpha - d - 1 + k)}{\Gamma(\alpha)},$$

where  $\gamma_{abs} = |\gamma_0| + \int_{\mathbb{R}} |x| \nu(dx)$ , and  $V_d(c)$  denotes the volume of the  $d$ -dimensional ball with radius  $c$ . the above implies that, in general,  $\theta_{lex}(h) = \mathcal{O}(h^{(d+1)-\alpha})$ .

*Proof.* Proof of this corollary can be obtained by modifying the proof of [22, Section 3.7] in line with the calculations performed in Proposition 2.17. ■

For  $d = 1, 2$ , when the MMAF has a kernel function with no spatial component, we can compute a bound for the  $\theta$ -lex coefficients expressed in terms of the covariances of the field  $\mathbf{Z}$ . These bounds can be computed much easily than the one given in Proposition 2.17 and have an expression that allows use to use standard statistical inferences tools to infer the parameters appearing in such bounds, see Appendix A. The  $\theta$ -lex coefficients' bounds in 2.17 are given in the paper because they enable the application of the MMAF-guided learning methods to more general fields. However, a general inference methodology for the decay rate of the  $\theta$ -lex coefficients in such general form has never been tested before in the literature and remains an interesting open problem.

**Proposition 2.19.** Let  $\Lambda$  be an  $\mathbb{R}$ -valued Lévy basis with characteristic triplet  $(\gamma, \sigma^2, \nu, \pi)$  and  $f : H \times \mathbb{R} \rightarrow \mathbb{R}$  a  $\mathcal{B}(H \times \mathbb{R})$ -measurable function not depending on the spatial dimension, i.e.

$$\mathbf{Z}_t(x) = \int_H \int_{A_t(x)} f(A, t-s) \Lambda(dA, ds, d\xi), \quad (t, x) \in \mathbb{R}^{1+d}. \quad (26)$$

(i) For  $d = 1$ , if that  $\int_{|x|>1} x^2 \nu(dx) < \infty$  and  $\gamma + \int_{|x|>1} x \nu(dx) = 0$ , then  $\mathbf{Z}$  is  $\theta$ -lex weakly dependent and

$$\begin{aligned} \theta_{lex}(r) &\leq 2 \left( 2\text{Var}(\Lambda') \int_0^\infty \int_{A_0(0) \cap A_0(r \min(2, c))} f(A, -s)^2 ds d\xi \pi(dA) \right)^{1/2} \\ &= 2\sqrt{2\text{Cov}(\mathbf{Z}_0(0), \mathbf{Z}_0(r \min(2, c)))}, \end{aligned}$$

where  $\text{Var}(\Lambda') = \sigma^2 + \int_{\mathbb{R}} x^2 \nu(dx)$ .

(ii) For  $d = 2$ , if  $\int_{|x|>1} x^2 \nu(dx) < \infty$  and  $\gamma + \int_{|x|>1} x \nu(dx) = 0$ , then  $\mathbf{Z}$  is  $\theta$ -lex weakly dependent

and

$$\begin{aligned} \theta_{lex}(r) &\leq 2 \left( 2Cov \left( \mathbf{Z}_0(0,0), \mathbf{Z}_0 \left( r \min \left( 1, \frac{c}{\sqrt{2}} \right), r \min \left( 1, \frac{c}{\sqrt{2}} \right) \right) \right) \right. \\ &\quad \left. + 2Cov \left( \mathbf{Z}_0(0,0), \mathbf{Z}_0 \left( r \min \left( 1, \frac{c}{\sqrt{2}} \right), -r \min \left( 1, \frac{c}{\sqrt{2}} \right) \right) \right) \right)^{1/2}. \end{aligned}$$

**Assumption 2.20.** In general, we indicate the bounds of the  $\theta$ -lex coefficients determined in Proposition 2.17, Corollary 2.18 or Proposition 2.19 using the sequence  $(\tilde{\theta}_{lex}(r))_{r \in \mathbb{R}^+}$  where

$$\theta_{lex}(r) \leq 2\tilde{\theta}_{lex}(r).$$

**Example 2.21.** Let  $d = 1$  and  $\mathbf{Z}$  be an STOU as in Definition 2.9. If  $\int_{|x|>1} x^2 \nu(dx) \leq \infty$ ,  $\gamma + \int_{|x|>1} x \nu(dx) = 0$ , then  $\mathbf{Z}$  is  $\theta$ -lex weakly dependent with

$$\begin{aligned} \tilde{\theta}_{lex}(r) &= \left( \int_{A_0(0) \cap (A_0(\psi) \cup A_0(-\psi))} \exp(2As) ds d\xi \right)^{\frac{1}{2}} \\ &= \left( Var(\Lambda') \int_{A_0(0) \cap (A_0(\psi) \cup A_0(-\psi))} \exp(2As) ds d\xi \right)^{\frac{1}{2}} \\ &\leq \left( 2Var(\Lambda') \int_{A_0(0) \cap A_0(\psi)} \exp(2As) ds d\xi \right)^{\frac{1}{2}} \\ &= \left( 2Var(\Lambda') \int_{-\infty}^{-\frac{\psi}{2c}} \int_{\psi+cs}^{-cs} \exp(2As) ds d\xi \right)^{\frac{1}{2}} = \left( \frac{c}{A^2} Var(\Lambda') \exp\left(\frac{-A\psi}{c}\right) \right)^{\frac{1}{2}} \\ &= \left( \frac{c}{A^2} Var(\Lambda') \exp\left(-\underbrace{\frac{A \min(2, c)}{c}}_{2\lambda} r\right) \right)^{\frac{1}{2}} \\ &= \sqrt{2Cov(\mathbf{Z}_0(0), \mathbf{Z}_0(r \min(2, c)))} := \bar{\alpha} \exp(-\lambda r), \end{aligned}$$

where  $\lambda > 0$  and  $\bar{\alpha} > 0$ . Because the temporal and spatial autocovariance functions of an STOU are exponential, see (14), the model admits spatial and temporal short-range dependence.

**Example 2.22.** Let  $d = 1$  and  $\mathbf{Z}$  be an MSTOU as in Definition 2.11. Moreover, let us define the density  $l(A)$  as in Example 2.12. If  $\int_{|x|>1} x^2 \nu(dx) \leq \infty$ ,  $\gamma + \int_{|x|>1} x \nu(dx) = 0$ , then  $\mathbf{Z}$  is  $\theta$ -lex weakly dependent with

$$\begin{aligned} \tilde{\theta}_{lex}(r) &\leq \left( \frac{c}{A^2} Var(\Lambda') \int_0^\infty \exp\left(\frac{-A\psi}{c}\right) \pi(dA) \right)^{\frac{1}{2}} \\ &= \left( \frac{Var(\Lambda') c \beta^\alpha}{(\beta + \psi/c)^{\alpha-2} (\alpha-2)(\alpha-1)} \right)^{\frac{1}{2}} \\ &= \left( \frac{Var(\Lambda') c \beta^\alpha}{(\alpha-2)(\alpha-1)} \left( \beta + \frac{r \min(2, c)}{c} \right)^{-(\alpha-2)} \right)^{\frac{1}{2}} \\ &= \sqrt{2Cov(\mathbf{Z}_0(0), \mathbf{Z}_0(r \min(2, c)))} := \bar{\alpha} r^{-\lambda}, \end{aligned}$$

where  $\lambda = \frac{\alpha-2}{2}$  and  $\bar{\alpha} > 0$ . As already addressed in Example 2.15, for  $2 < \alpha \leq 3$ , that is  $0 < \lambda \leq \frac{1}{2}$ ,

the model admits temporal and spatial long-range dependence whereas for  $\alpha > 3$ , that is  $\lambda > \frac{1}{2}$  the model admits temporal and spatial short range dependence.

In the MMAF framework, we can also find time series models. The latter are  $\theta$ -weakly dependent, a notion of dependence satisfied by causal stochastic processes and defined as follows.

**Definition 2.23.** Let  $\mathbf{Z} = (\mathbf{Z}_t)_{t \in \mathbb{R}}$  be an  $\mathbb{R}^n$ -valued stochastic process. Then,  $\mathbf{Z}$  is called  $\theta$ -weakly dependent if

$$\theta(k) = \sup_{u \in \mathbb{N}} \theta_u(k) \xrightarrow{k \rightarrow \infty} 0,$$

where

$$\theta_u(k) = \sup \left\{ \frac{|Cov(F(\mathbf{Z}_{i_1}, \dots, \mathbf{Z}_{i_u}), G(\mathbf{Z}_{j_1}))|}{\|F\|_\infty Lip(G)} \right\}.$$

and  $F \in \mathcal{G}_u, G \in \mathcal{G}_1; i_1 \leq i_2 \leq \dots \leq i_u \leq i_u + k \leq j_1$ . We call  $(\theta(K))_{K \in \mathbb{R}^+}$  the  $\theta$ -coefficients.

**Example 2.24** (Time series case). The supOU process studied in [6] and [11] is an example of a causal mixed moving average process. Let the kernel function  $f(A, s) = e^{-As} 1_{[0, \infty)}(s)$ ,  $A \in \mathbb{R}^+$ ,  $s \in \mathbb{R}$  and  $\Lambda$  a Lévy basis on  $\mathbb{R}^+ \times \mathbb{R}$  with generating quadruple  $(\gamma, \sigma^2, \nu, \pi)$  such that

$$\int_{|x|>1} \log(|x|) \nu(dx) < \infty, \text{ and } \int_{\mathbb{R}^+} \frac{1}{A} \pi(dA) < \infty, \quad (27)$$

then the process

$$\mathbf{Z}_t = \int_{\mathbb{R}^+} \int_{-\infty}^t e^{-A(t-s)} \Lambda(dA, ds) \quad (28)$$

is well defined for each  $t \in \mathbb{R}$  and strictly stationary and called a supOU process where  $A$  represents a random mean reversion parameter.

If  $\mathbb{E}(\Lambda') = 0$  and  $\int_{|x|>1} |x|^2 \nu(dx) < \infty$ , the supOU process is  $\theta$ -weakly dependent with coefficients

$$\begin{aligned} \theta_Z(r) &\leq \left( \int_{\mathbb{R}^+} \int_{-\infty}^r e^{-2As} \sigma^2 ds \pi(dA) \right)^{\frac{1}{2}} = \left[ Var(\Lambda') \int_{\mathbb{R}^+} \frac{e^{-2Ar}}{2A} \pi(dA) \right]^{\frac{1}{2}} \\ &= Cov(\mathbf{Z}_0, \mathbf{Z}_{2r})^{\frac{1}{2}}, \end{aligned} \quad (29)$$

by using Theorem 3.11 [11] and where  $Var(\Lambda') = \sigma^2 + \int_{\mathbb{R}} x^2 \nu(dx)$ .

If  $\mathbb{E}(\Lambda') = \mu$  and  $\int_{|x|>1} |x|^2 \nu(dx) < \infty$ , the supOU process is  $\theta$ -weakly dependent with coefficients

$$\theta_Z(r) \leq \left( Cov(\mathbf{Z}_0, \mathbf{Z}_{2r}) + \frac{4\mu^2}{Var(\Lambda')^2} Cov(\mathbf{Z}_0, \mathbf{Z}_r)^2 \right)^{\frac{1}{2}}. \quad (30)$$

If  $\int_{\mathbb{R}} |x| \nu(dx) < \infty$ ,  $\sigma^2 = 0$ ,  $\gamma_0 = \gamma - \int_{|x| \leq 1} x \nu(dx) > 0$  and  $\nu(\mathbb{R}^-) = 0$ , then the supOU process admits  $\theta$ -coefficients

$$\theta_Z(r) \leq \mu \int_{\mathbb{R}^+} \frac{e^{-Ar}}{A} \pi(dA), \quad (31)$$

and when in addition  $\int_{|x|>1} |x|^2 \nu(dx) < \infty$

$$\theta_Z(r) \leq \frac{2\mu}{Var(\Lambda')} Cov(\mathbf{Z}_0, \mathbf{Z}_r). \quad (32)$$

Note that the necessary and sufficient condition  $\int_{\mathbb{R}^+} \frac{1}{A} \pi(dA)$  for the supOU process to exist is satisfied by many continuous and discrete distributions  $\pi$ , see [64, Section 2.4] for more details. For example, a probability measure  $\pi$  being absolutely continuous with density  $\pi' = x^h l(x)$  and regularly varying at zero from the right with  $h > 0$ , i.e.,  $l$  is slowly varying at zero, satisfies the above condition. If moreover,  $l(x)$  is continuous in  $(0, +\infty)$  and  $\lim_{x \rightarrow 0^+} l(x) > 0$  exists, it holds that

$$\text{Cov}(\mathbf{Z}_0, \mathbf{Z}_r) \sim \frac{C}{r^h}, \text{ with a constant } C > 0 \text{ and } r \in \mathbb{R}^+$$

where for  $h \in (0, 1)$  the supOU process exhibits long memory and for  $h > 1$  short memory. In this set-up, concrete examples where the covariances are calculated explicitly can be found in [8] and [20].

Another interesting example of MMAFs is given by the class of *trawl processes*. A distinctive feature of the class of the latter is that it allows one to model its correlation structure independently from its marginal distribution, see [9] for further details on their definition. In the case of trawl processes, we also have available in the literature likelihood-based methods for estimating their parameters; see [13] for further details.

In general, the generalized method of moments is employed to estimate the parameters of an MMAF, see [20, 47, 48].

### 3 Mixed moving average field guided learning

#### 3.1 Pre-processing $N$ frames: input-features selection method

Our methodology is designed to work for spatio-temporal data when the spatial dimension  $d \geq 1$ . Without loss of generality, we describe the procedure assuming that  $d = 2$  and assume throughout to observe data  $(\tilde{Z}_t(x))_{(t,x) \in \mathbb{T} \times \mathbb{L}}$  on a regular lattice  $\mathbb{L} \subset \mathbb{R}^d$  for  $d \geq 1$  across times  $\mathbb{T} = \{1, \dots, N\}$  such that the decomposition

$$\tilde{Z}_t(x) = \mu_t(x) + Z_t(x) \tag{33}$$

holds and no measurement errors are present in the observations. Here,  $\mu_t(x)$  is a deterministic function, and  $Z_t(x)$  are considered realizations from a zero mean stationary (influenced) mixed moving average field (in brief, MMAF). When the spatial dimension  $d = 2$ , a category of data that falls in our assumptions is the one of *frame images* through time also known as *video data* and *raster data cube*.

We then represent the regular spatial lattice  $\mathbb{L}$  as a frame made of a finite amount of pixels, i.e., squared-cells representing each of them a unique spatial position  $x \in \mathbb{R}^2$ , see Figure 1.

In several applications, such as satellite imagery, a pixel refers to a spatial cell of several square meters. In the paper, a pixel refers to the spatial point  $x \in \mathbb{R}^2$  corresponding to the center of the squared cell. We then use the name *pixel* and spatial position throughout interchangeably. Moreover, we call  $(t_0, x_0)$  the origin of the space-time grid, see Figure 1, and  $h_t$  and  $h_s$  the time and space discretization step in the observed data set. *Mixed moving average guided learning* has the target to determine a one-time ahead prediction of the field  $\mathbf{Z}$  at a given pixel position  $x^*$ , not belonging to the frame boundary. Therefore, we do not consider further the problem of estimating the deterministic function  $\mu_t(x)$  in the paper. A review of methods to achieve this last target can be found in [19].

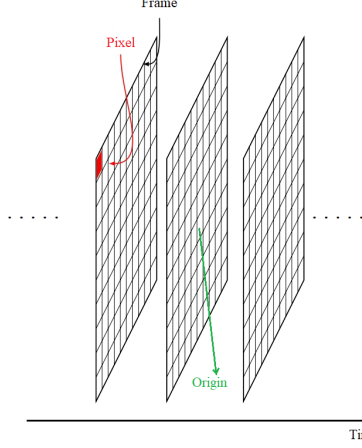


Figure 1: Space-time grid with origin in  $(t_0, x_0)$ .

**Definition 3.1.** Let  $(\mathbf{X}, \mathbf{Y})^\top$  an input-output vector,  $\mathcal{H}$  a model class, and a predictor function  $h \in \mathcal{H}$ . We define the loss function  $L$  as

$$L(h(\mathbf{X}), \mathbf{Y}) = |\mathbf{Y} - h(\mathbf{X})|. \quad (34)$$

For  $\epsilon > 0$  be an accuracy level (specified before learning), we define the truncated absolute loss as

$$L^\epsilon(h(\mathbf{X}), \mathbf{Y}) = L(h(\mathbf{X}), \mathbf{Y}) \wedge \epsilon. \quad (35)$$

Moreover, we define the generalization error (out-of-sample risk)

$$R^\epsilon(h) = \mathbb{E}[L^\epsilon(h(\mathbf{X}), \mathbf{Y})], \quad (36)$$

and the empirical error (in-sample risk)

$$r^\epsilon(h) = \frac{1}{m} \sum_{i=1}^m L^\epsilon(h(X_i), Y_i). \quad (37)$$

**Remark 3.2** (About the accuracy level  $\epsilon$ ). The boundedness of the loss function  $L^\epsilon$  plays a key role in the results of the paper as it allows us to prove Proposition 3.10, which is one of the main technical tools used to obtain PAC Bayesian bounds in Section 3.2. Different choices of the parameter  $\epsilon$  will result in different randomized predictors. Therefore  $\epsilon$  is an hyper-parameter.

The topic discussed in the remark below holds for a general loss function. However, given the use of the truncated absolute loss function in the paper, we focus on this specific example.

**Remark 3.3** (Generalization gap). The function  $L^\epsilon$  is used to measure the discrepancy between a predicted output  $h(\mathbf{X})$  and the true output  $\mathbf{Y}$ . Using the in-sample risk, we measure the performance of a given predictor  $h$  just over an observed sample. Its theoretical counterpart represented by the out-of-sample risk gives us the performance of a given predictor  $h$  depending on the unknown distribution of the data  $\mathbb{P}$ . The latter represents the measure we want to evaluate when choosing a predictor  $h$ . However,



we do not know the distribution of the data, so typically, we select a predictor  $h$  by solely evaluating its in-sample risk. We then need a guarantee that a selected predictor will perform well when used on a set of out-of-sample observations, i.e., not belonging to the observed data. We can also rephrase the problem as finding a predictor  $h$  for which the difference between the out-of-sample and in-sample risk  $R^\epsilon(h) - r^\epsilon(h)$  is as small as possible. We call the latter generalization gap. The PAC framework, of which in the next section we introduce a Bayesian version, aims to find a bound of the generalization gap that holds with high probability  $\mathbb{P}$ , see for example [60] and [67]. Such probability inequalities are also called generalization bounds and give a theoretical guarantee on the performance of a predictor on any unseen data.

We now prove three preliminary results needed to define the input-features selection method at the end of this section. In conclusion, we use these results to define a training data set, which can preserve the dependence structure of the data and reduce as much as possible the number of past and neighboring space-time points used in learning.

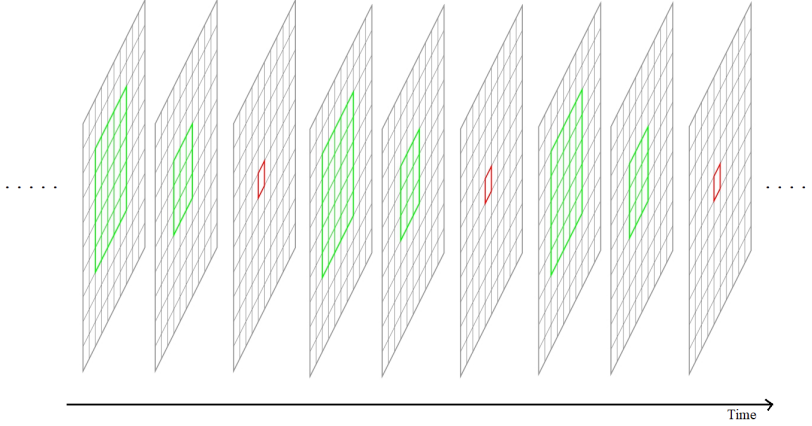


Figure 2: Time and spatial indices in the definition of the random vector  $(X_i, Y_i)^\top$  for  $c = \sqrt{2}$ ,  $p_t = 2$ ,  $a_t = 3$ ,  $h_t = h_s = 1$ . In particular, the green and red pixels represent the time-spatial indices identifying realization from  $\mathbf{Z}$  belonging to  $X_i$  and  $Y_i$ , respectively. This sampling scheme cannot be performed starting by a pixel  $x^*$  at the boundary of the frame.

**Preliminary 1:** Let us consider a stationary random field  $(\mathbf{Z}_t(x))_{(t,x) \in \mathbb{Z} \times \mathbb{L}}$ , and select a pixel  $x^*$  in  $\mathbb{L}$  not belonging to the boundary of the frame. We define

$$\mathbf{X}_i = \mathbf{L}_p^-(t_0 + ia, x^*), \quad \text{and} \quad \mathbf{Y}_i = \mathbf{Z}_{t_0 + ia}(x^*), \quad \text{for } i \in \mathbb{Z},$$

where

$$\mathbf{L}_p^-(t, x) = (\mathbf{Z}_{i_1}(\xi_1), \dots, \mathbf{Z}_{i_{a(p,c)}}(\xi_{a(p,c)}))^\top, \quad \text{for}$$

$\{(i_s, \xi_s) : \|x - \xi_s\| \leq c(t - i_s) \text{ and } 0 < t - i_s \leq p\} := \mathcal{I}(t, x)$ ,  $c > 0$  and  $a(p, c) := |\mathcal{I}(t, x)|$ . The parameters  $a > 0$  and  $p > 0$  are multiple of  $h_t$  such that  $a = a_t h_t$ ,  $p = p_t h_t$ ,  $a_t, p_t \in \mathbb{N}$  and  $a_t \geq p_t + 1$ . Moreover, we assume throughout to store in the vectors  $\mathbf{X}_i$  values of the fields  $\mathbf{Z}$  in lexicographic order. Then,  $(\mathbf{X}_i, \mathbf{Y}_i)^\top$  are identically distributed for all  $i \in \mathbb{Z}$ . We call  $((\mathbf{X}_i, \mathbf{Y}_i)^\top)_{i \in \mathbb{Z}}$  a cone-shaped sampling process. An example of such a sampling scheme can be found in Figure 2.

**Preliminary 2:** Let us analyze the dependence structure of the stochastic processes  $(L(h(\mathbf{X}_i), \mathbf{Y}_i))_{i \in \mathbb{Z}}$

and  $(L^\epsilon(h(\mathbf{X}_i), \mathbf{Y}_i))_{i \in \mathbb{Z}}$  for  $h$  a Lipschitz function belonging to the model class  $\mathcal{H} := \{h \in \mathcal{L}(R^{a(p,c)})\}$ .

**Proposition 3.4.** *Let  $((\mathbf{X}_i, \mathbf{Y}_i)^\top)_{i \in \mathbb{Z}}$  be a cone-shaped sampling process from a stationary and  $\theta$ -lex weakly dependent random field  $(\mathbf{Z}_t(x))_{(t,x) \in \mathbb{R} \times \mathbb{R}^d}$ . Then for all  $h \in \mathcal{H}$ ,  $(L(h(\mathbf{X}_i), \mathbf{Y}_i))_{i \in \mathbb{Z}}$  is a  $\theta$ -weakly dependent process. Moreover, for  $a, p > 0$ ,  $k \in \mathbb{N}$ , and  $r = ka - p > 0$ , it has coefficients*

$$\theta(k) \leq \tilde{d}(\text{Lip}(h)a(p, c) + 1) \left( \frac{2}{\tilde{d}} \mathbb{E}[|\mathbf{Z}_t(x) - \mathbf{Z}_t^{(r)}(x)|] + \theta_{lex}(r) \right), \quad (38)$$

where  $\tilde{d} > 0$  is a constant independent of  $r$ , and  $\mathbf{Z}_t^{(r)}(x) := \mathbf{Z}_t(x) \wedge r$ .

**Remark 3.5** (Locally Lipschitz predictor). *Let the predictor  $h$  be a locally Lipschitz function such that  $h(0) = 0$  and*

$$|h(x) - h(y)| \leq \tilde{c} \|x - y\|_1 (1 + \|x\|_1 + \|y\|_1) \text{ for } x, y \in \mathbb{R}^{a(p,c)},$$

for  $\tilde{c} > 0$ . Moreover, let  $\mathbf{Z}$  be a stationary and  $\theta$ -weakly dependent random field such that  $|\mathbf{Z}| \leq C$  a.s. An easy generalization of Proposition 3.4, leads to show that  $(L(h(\mathbf{X}_i), \mathbf{Y}_i))_{i \in \mathbb{Z}}$  is  $\theta$ -weakly dependent with coefficients

$$\theta(k) \leq \tilde{d}(\tilde{c}(1 + 2C)a(p, c) + 1) \left( \frac{2}{\tilde{d}} \mathbb{E}[|\mathbf{Z}_t(x) - \mathbf{Z}_t^{(r)}(x)|] + \theta_{lex}(r) \right), \quad (39)$$

where  $r = ka - p > 0$  for  $a, p > 0$  and  $k \in \mathbb{N}$ ,  $\tilde{d} > 0$  is a constant independent of  $r$ , and  $\mathbf{Z}_t^{(r)}(x) := \mathbf{Z}_t(x) \wedge r$ .

MMAFs have a particular definition that allows us to obtain an explicit bound for the coefficients  $\theta_{lex}(r)$ , as proven in Propositions 2.17 and 2.19, and a more refined bound than (38) for the  $\theta$ -coefficients of the cone-shaped sampling process. We consider the following assumptions.

**Assumption 3.6.** *Let  $\mathbb{T} = \{t_0, t_1, \dots, t_N, N \in \mathbb{N}\}$  and  $\mathbb{L} \subset \mathbb{R}^2$ , then the data set  $(\mathbf{Z}_t(x))_{(t,x) \in \mathbb{T} \times \mathbb{L}}$  is drawn from  $(\mathbf{Z}_t(x))_{(t,x) \in \mathbb{Z} \times \mathbb{L}}$ . Moreover, the latter can be derived from a regular sampling of the MMAF  $\mathbf{Z} = (\mathbf{Z}_t(x))_{(t,x) \in \mathbb{R} \times \mathbb{R}^2}$ , where  $\mathbf{Z} \in L^2(\Omega)$ .*

**Proposition 3.7.** *Let Assumption 2.20 and 3.6 hold. Then  $(L(h(\mathbf{X}_i), \mathbf{Y}_i))_{i \in \mathbb{Z}}$  is  $\theta$ -weakly dependent for all  $h \in \mathcal{H}$  with coefficients*

$$\theta(k) \leq 2(\text{Lip}(h)a(p, c) + 1)\tilde{\theta}_{lex}(r), \quad (40)$$

where  $r = ka - p > 0$  for  $a, p > 0$  and  $k \in \mathbb{N}$ . Moreover, for linear predictors, i.e.,  $h_\beta(X) = \beta_0 + \beta_1^\top X$ , for  $\beta := (\beta_0, \beta_1)^\top \in B$  and  $B = \mathbb{R}^{a(p,c)+1}$ , we have that  $(L(h_\beta(\mathbf{X}_i), \mathbf{Y}_i))_{i \in \mathbb{Z}}$  is  $\theta$ -weakly dependent for all  $\beta \in B$  with coefficients

$$\theta(k) \leq 2(\|\beta_1\|_1 + 1)\tilde{\theta}_{lex}(r). \quad (41)$$

Lemma A.3 straightforwardly imply that the process  $\mathbf{L}^\epsilon := (L^\epsilon(h(\mathbf{X}_i), \mathbf{Y}_i))_{i \in \mathbb{Z}}$  is  $\theta$ -weakly dependent with known  $\theta$ -coefficients under the assumptions of Proposition 3.4, Remark 3.5 and Proposition 3.7.

**Preliminary 3:**  $\theta$ -weakly dependent processes have an essential role in the paper because of the property of the process  $\mathbf{L}^\epsilon$ . We analyze now an exponential bound for such processes.

**Proposition 3.8.** *Let  $(\mathbf{X}_i)_{i \in \mathbb{Z}}$  be a  $\mathbb{R}^n$  valued stationary  $\theta$ -weakly dependent process, and  $f : \mathbb{R}^n \rightarrow [a, b]$ , for  $a, b \in \mathbb{R}$  such that  $(f(\mathbf{X}_i))_{i \in \mathbb{Z}}$  is itself  $\theta$ -weakly dependent. Let  $l = \lfloor \frac{m}{k} \rfloor$ , for  $m, k \in \mathbb{N}$ , such that  $l \geq 2$  and  $0 < s < \frac{3l}{|b-a|}$ , then*

$$\mathbb{E} \left[ \exp \left( \frac{s}{m} \sum_{i=1}^m (f(\mathbf{X}_i) - \mathbb{E}[f(\mathbf{X}_i)]) \right) \right] \leq \exp \left( \frac{s^2 \text{Var}(f(\mathbf{X}))}{2l \left( 1 - \frac{s|b-a|}{3l} \right)} \right) + \frac{s}{l} \exp(l - 1 + s|b-a|)\theta(k), \quad (42)$$

$$\mathbb{E} \left[ \exp \left( \frac{s}{m} \sum_{i=1}^m (\mathbb{E}[f(\mathbf{X}_i)] - f(\mathbf{X}_i)) \right) \right] \leq \exp \left( \frac{s^2 \text{Var}(f(\mathbf{X}))}{2l \left( 1 - \frac{s|b-a|}{3l} \right)} \right) + \frac{s}{l} \exp(l - 1 + s|b-a|)\theta(k). \quad (43)$$

**Remark 3.9.** *The assumptions of Proposition 3.8 hold, for example, if  $f$  is a Lipschitz function or satisfies the assumptions of [21, Section 7]. Moreover, the assumption of Proposition 3.8 hold for the function  $L^\epsilon(h(\cdot), \cdot)$  applied to the process  $((\mathbf{X}_i, \mathbf{Y}_i)^\top)_{i \in \mathbb{Z}}$  under the assumptions analyzed in the **Preliminary 2**.*

We can now define a training data set  $S = \{(X_1, Y_1)^\top, (X_2, Y_2)^\top, \dots, (X_m, Y_m)^\top\}$  as a draw from the *cone-shaped sampling process* defined in the **Preliminary 1**, namely,

$$X_i = L_p^-(t_0 + ia, x^*), \quad \text{and} \quad Y_i = Z_{t_0 + ia}(x^*) \quad \text{for } i = 1, \dots, m := \left\lfloor \frac{N}{a_t} \right\rfloor, \quad (44)$$

where

$$L_p^-(t, x) = (Z_{i_1}(\xi_1), \dots, Z_{i_{a(p,c)}}(\xi_{a(p,c)}))^\top, \quad \text{where } (i_s, \xi_s) \in \mathcal{I}(t, x) \text{ for } s = 1, \dots, a(p, c). \quad (45)$$

We assume that the parameters  $a$ ,  $p$ , and  $k$  follow the constraints in Table 1. Moreover, each parameter has a precise interpretation, also summarized here. We note that each element of  $L_p^-(t, x)$  belongs to  $l^-(t, x)$ , where  $l^-(t, x)$  is defined in (10) and identifies the set of all points in  $\mathbb{R} \times \mathbb{R}^d$  that could possibly influence the realization  $Z_t(x)$ .

Parameters	Constraints	Interpretation
$a := a_t h_t$	$p_t + 1 \leq a_t \leq \left\lfloor \frac{N}{2} \right\rfloor$	translation vector
$p := p_t h_t$	$1 \leq p_t < \left\lfloor \frac{N}{2} \right\rfloor - 1$	past time horizon
$k$	$k \in \left\{ 1, \dots, \left\lfloor \frac{N}{a_t} \right\rfloor \right\}$	index of the $\theta$ -coefficient in Prop. 3.8.
$m := \frac{N}{a_t}$	$2 < m < N$	number of examples in $S$
$c$	$c > 0$	speed of information propagation
$\lambda$	$\lambda > 0$	decay rate of the $\theta$ -lex coefficients of $\mathbf{Z}$

Table 1: Parameters involved in pre-processing  $N$  observed frames.

For each observed data set, we know the value of the constants  $N$ ,  $h_t$ , and  $h_s$ . The remaining parameters appearing in Table 1 have to be opportunely chosen. We explain in this section how to select the parameter  $a_t$  and  $k$  by assuming the parameters  $p_t$ ,  $c$ , and  $\lambda$  are known. The selection of the parameter

$p_t$  is detailed in Section 3.3 for linear predictors, and  $c$  and  $\lambda$  are typically estimated from  $(Z_t(x))_{(t,x) \in \mathbb{T} \times \mathbb{L}}$ , see exemplary estimation methods in Sections A.2 and A.3.

The parameter  $a_t$  and  $k$  are selected to offset the lack of independence of the process  $\mathbf{L}^\epsilon$  which is  $\theta$ -weakly dependent, as proven in the **Preliminary 2**. In Proposition 3.10, and Corollary 3.11 and 3.13, we show an important building block in the proof of the PAC Bayesian bounds obtained in the next section, which make use of an opportune selection of the parameters  $a_t$  and  $k$ . Such a result undergoes minor changes when working in the class of linear predictors, feed-forward neural networks, or Lipschitz functions. As exemplary, we show this result for linear predictors and discuss how to modify the proof for more general model classes. We use the notation  $\Delta(h) = R^\epsilon(h) - r^\epsilon(h)$  and  $\Delta'(h) = r^\epsilon(h) - R^\epsilon(h)$  when referring to a Lipschitz predictor;  $\Delta(\beta) = R^\epsilon(\beta) - r^\epsilon(\beta)$  and  $\Delta'(\beta) = r^\epsilon(\beta) - R^\epsilon(\beta)$ , where we call  $R^\epsilon(\beta)$  and  $r^\epsilon(\beta)$  the generalization and empirical error, in the linear framework; and  $\Delta(h_{net,w}) = R^\epsilon(h_{net,w}) - r^\epsilon(h_{net,w})$  and  $\Delta'(h_{net,w}) = r^\epsilon(h_{net,w}) - R^\epsilon(h_{net,w})$ , where we call  $R^\epsilon(h_{net,w})$  and  $r^\epsilon(h_{net,w})$  the generalization and empirical error, in the case we use a feed-forward neural network.

**Proposition 3.10.** *Let Assumption 2.20 and 3.6 hold, the parameter  $p_t$  be known and  $r = h_t(ka_t - p_t)$ . Moreover, let us assume that  $\mathcal{H} = \{h_\beta(X) = \beta_0 + \beta_1^T X, \text{ for } \beta := (\beta_0, \beta_1)^T \in B\}$  where  $B \in \mathbb{R}^{(a(p,c)+1)}$ .*

(i) *Let  $0 < \epsilon < 3$ ,  $l \geq 9$ ,  $\beta \in B$  and  $\mathbf{Z}$  be a field with exponential decaying  $\theta$ -lex coefficients, i.e.,*

$$\tilde{\theta}_{lex}(r) = \bar{\alpha} \exp(-\lambda r)$$

*for  $\bar{\alpha} > 0$ ,  $\lambda > 0$ . If*

$$a_t k \geq \frac{(\lambda p - 1) + \sqrt{(\lambda p - 1)^2 + 8\lambda h_t N}}{2\lambda h_t}, \quad (46)$$

*then*

$$\mathbb{E} \left[ \exp \left( \sqrt{l} \Delta(\beta) \right) \right] \leq \exp \left( \frac{3\epsilon^2}{2(3-\epsilon)} \right) + 2(\|\beta_1\|_1 + 1)\bar{\alpha}, \quad (47)$$

$$\mathbb{E} \left[ \exp \left( \sqrt{l} \Delta'(\beta) \right) \right] \leq \exp \left( \frac{3\epsilon^2}{2(3-\epsilon)} \right) + 2(\|\beta_1\|_1 + 1)\bar{\alpha}. \quad (48)$$

(ii) *Let  $0 < \epsilon < 3$ ,  $l \geq 9$ ,  $\beta \in B$  and  $\mathbf{Z}$  be a field with power decaying  $\theta$ -lex coefficients*

$$\tilde{\theta}_{lex}(r) = \bar{\alpha} r^{-\lambda}$$

*for  $\bar{\alpha} > 0$ . If*

$$\frac{2N - a_t k}{a_t k \log(ak - p)} \leq \lambda, \quad (49)$$

*then the inequalities (47) and (48) hold.*

By substituting the bound (41) with (40) in the proof of Proposition 3.10 we obtain the following result.

**Corollary 3.11.** *Let Assumption 2.20 and 3.6 hold, the parameter  $p_t$  be known and  $r = h_t(ka_t - p_t)$ . Moreover, let us assume that  $\mathcal{H} = \{h(X) \in \mathcal{L}(\mathbb{R}^{a(p,c)})\}$ . Let  $0 < \epsilon < 3$ ,  $l \geq 9$ ,  $h \in \mathcal{H}$  and  $\mathbf{Z}$  be a field with exponential decaying  $\theta$ -lex coefficients, i.e.,*

$$\tilde{\theta}_{lex}(r) = \bar{\alpha} \exp(-\lambda r)$$

for  $\bar{\alpha} > 0$ ,  $\lambda > 0$ , or with power decaying  $\theta$ -lex coefficients

$$\tilde{\theta}_{lex}(r) = \bar{\alpha} r^{-\lambda}$$

for  $\bar{\alpha} > 0$ . If condition (46) or (49) hold, then for  $h \in \mathcal{H}$

$$\mathbb{E} \left[ \exp \left( \sqrt{l} \Delta(h) \right) \right] \leq \exp \left( \frac{3\epsilon^2}{2(3-\epsilon)} \right) + 2(\text{Lip}(h)a(p, c) + 1)\bar{\alpha}, \quad (50)$$

$$\mathbb{E} \left[ \exp \left( \sqrt{l} \Delta'(h) \right) \right] \leq \exp \left( \frac{3\epsilon^2}{2(3-\epsilon)} \right) + 2(\text{Lip}(h)a(p, c) + 1)\bar{\alpha}. \quad (51)$$

Corollary 3.11 applies to *feed-forward neural network* predictors as long as we can compute the Lipschitz function of the neural network. There exist numerical methods to compute the Lipschitz constants of (deep) neural networks, see [29] and [40], which enable the computation of the inequalities (50) and (51) for a given network. We give now an explicit version of the inequality (50) and (51) in the case a 1-layer neural network, which we define below.

**Definition 3.12.** Let  $\sigma : \mathbb{R} \rightarrow \mathbb{R}$  an activation function, we define a 1-layer neural network as

$$h_{net,w}(\mathbf{X}) = \alpha_0 + \sum_{l=1}^K \alpha_l \sigma(\beta_l^T \mathbf{X} + \gamma_l),$$

where  $w = (\alpha_0, \alpha_1, \dots, \alpha_K, \beta_1, \dots, \beta_K, \gamma_1, \dots, \gamma_K) \in \mathbb{R}^{2K+1+Ka(p,c)} := B'$  for  $K \geq 1$ .

Many frequently used activation functions are 1-Lipschitz continuous functions, meaning that their Lipschitz constant equals one. Such property is, for example, satisfied by the activation functions ReLU, Leaky ReLU, SoftPlus, Tanh, Sigmoid, ArcTan, or Softsign. We can then prove the following result.

**Corollary 3.13.** Let Assumption 2.20 and 3.6 hold, the parameter  $p_t$  be known and  $r = h_t(ka_t - p_t)$ . Moreover, let us assume that  $\mathcal{H} = \{h_{net,w}(X) \in B'\}$ , where the networks are defined following Definition 3.12 with a 1-Lipschitz activation function  $\sigma$ . Let  $0 < \epsilon < 3$ ,  $l \geq 9$ ,  $w \in B'$  and  $\mathbf{Z}$  be a field with exponential decaying  $\theta$ -lex coefficients, i.e.,

$$\tilde{\theta}_{lex}(r) = \bar{\alpha} \exp(-\lambda r)$$

for  $\bar{\alpha} > 0$ ,  $\lambda > 0$ , or with power decaying  $\theta$ -lex coefficients

$$\tilde{\theta}_{lex}(r) = \bar{\alpha} r^{-\lambda}$$

for  $\bar{\alpha} > 0$ . If condition (46) or (49) hold, then

$$\mathbb{E} \left[ \exp \left( \sqrt{l} \Delta(h_{net,w}) \right) \right] \leq \exp \left( \frac{3\epsilon^2}{2(3-\epsilon)} \right) + 2 \left( \sum_l |\alpha_l| \|\beta_l\|_1 + 1 \right) \bar{\alpha}, \quad (52)$$

$$\mathbb{E} \left[ \exp \left( \sqrt{l} \Delta'(h_{net,w}) \right) \right] \leq \exp \left( \frac{3\epsilon^2}{2(3-\epsilon)} \right) + 2 \left( \sum_l |\alpha_l| \|\beta_l\|_1 + 1 \right) \bar{\alpha}. \quad (53)$$

**Remark 3.14.** Similarly, as in Corollary 3.13, using the bounds (38) or (39), Proposition 3.10 can be

generalized for Lipschitz and locally Lipschitz predictors, respectively, under the assumption that the data are generated by a stationary  $\theta$ -lex weakly dependent random field.

We then pre-process the data to obtain the largest possible training data set  $S$  starting by  $N$  observed frames.

**Assumption 3.15.** We select  $k^*$  being the minimum positive constants that satisfy (46) or (49) and  $a_t^*$  as the minimum constant satisfying (46) or (49) such that  $a_t^* \geq p_t + 1$ . Therefore,

$$m = \left\lfloor \frac{N}{a_t^*} \right\rfloor \text{ and } l = \left\lfloor \frac{m}{k^*} \right\rfloor.$$

**Remark 3.16.** Let us assume to work with linear predictors, for  $C > 1$ , if we choose

$$a_t k \geq \frac{(\lambda p - 1 - \log(1/C)) + \sqrt{(\lambda p - 1 - \log(1/C))^2 + 8\lambda h_t N}}{2\lambda h_t}, \quad (54)$$

or

$$\frac{2N - a_t k(1 + \log(1/C))}{a_t k \log(ak - p)} \leq \lambda, \quad (55)$$

then

$$\mathbb{E} \left[ \exp \left( \sqrt{l} \Delta(\beta) \right) \right] \leq \exp \left( \frac{3\epsilon^2}{2(3-\epsilon)} \right) + \frac{2}{C} (\|\beta_1\|_1 + 1) \bar{\alpha}, \quad (56)$$

$$\mathbb{E} \left[ \exp \left( \sqrt{l} \Delta'(\beta) \right) \right] \leq \exp \left( \frac{3\epsilon^2}{2(3-\epsilon)} \right) + \frac{2}{C} (\|\beta_1\|_1 + 1) \bar{\alpha}. \quad (57)$$

For a fixed  $N$ , this means that we can obtain tighter bounds than in (47) and (48). However, using such results instead of Proposition 3.10 must be evaluated on a case-by-case basis. Typically, we obtain smaller training data sets if we have to satisfy the inequalities (54) and (55). Without loss of generality, therefore, we consider throughout just the type of bounds analyzed in Proposition 3.10, which results in Assumption 3.15.

**Remark 3.17.** The input-features selection method discussed in this section, Proposition 3.10, and Corollary 3.11 and 3.13 straightforwardly apply to a  $\theta$ -weakly dependent time series models  $\mathbf{Z}$ . In such case, the parameter  $c = 0$ ,  $(\mathbf{X}_i, \mathbf{Y}_i)_{i \in \mathbb{Z}}^\top$  is a flat cone-shaped sampling scheme, and straightforwardly it is a  $\theta$ -weakly dependent process with coefficients satisfying the bound (38).

## 3.2 PAC Bayesian bounds for MMAF generated data

We start with a brief introduction to *generalized Bayesian learning*.

Firstly, let  $\pi$  be a *reference distribution* on the space  $(\mathcal{H}, \mathcal{T})$ , where  $\mathcal{T}$  indicates a  $\sigma$ -algebra on the space  $\mathcal{H}$ . The reference distribution gives a *structure* on the space  $\mathcal{H}$ , which we can interpret as our belief that certain models will perform better than others. The choice of  $\pi$ , therefore, is an indirect way to make the size of  $\mathcal{H}$  come into play; see [16, Section 3] for a detailed discussion on the latter point. Therefore,  $\pi$  belongs to  $\mathcal{M}_+^1(\mathcal{H})$ , which denotes the set of all probability measures on the measurable set  $(\mathcal{H}, \mathcal{T})$ . Secondly, let  $S$  be a training data set with  $m$  examples and values in  $\mathcal{X} \times \mathcal{Y}$ . Moreover, let us call  $\mathbb{P}$  the distribution of the random vector  $\mathbf{S}$ . We then aim to determine a *posterior distribution*, also called a

randomized estimator, which is the regular conditional probability measure

$$\hat{\rho} : (\mathcal{X} \times \mathcal{Y})^m \times \mathcal{T} \rightarrow [0, 1],$$

satisfying the following properties:

- for any  $A \in \mathcal{T}$ , the map  $S \rightarrow \hat{\rho}(S, A) : (\mathcal{X} \times \mathcal{Y})^m \times \mathcal{T} \rightarrow [0, 1]$  is measurable;
- for any  $S \in (\mathcal{X} \times \mathcal{Y})^m$ , the map  $A \rightarrow \hat{\rho}(S, A) : \mathcal{T} \rightarrow [0, 1]$  is a probability measure in  $\mathcal{M}_+^1(B)$ .

From now on, we indicate with  $\pi[\cdot]$ ,  $\hat{\rho}[\cdot]$  the expectations w.r.t. the reference and posterior distributions (where the latter is a conditional expectation w.r.t.  $\mathbf{S}$ ), and simply with  $\mathbb{E}[\cdot]$  the expectation w.r.t. the probability distribution  $\mathbb{P}$ . Moreover, we call  $\hat{\rho}[R^\epsilon(h)]$  and  $\hat{\rho}[r^\epsilon(h)]$  the average generalization error and the average empirical error, respectively.

To evaluate the generalization performance of a randomized predictor  $\hat{\rho}$  and then have a criterion to select such distribution, we determine a PAC bound. The latter is called in this framework a *PAC Bayesian bound* and is used to give with high probability a bound on the (average) generalization gap defined as  $\hat{\rho}[R^\epsilon(h)] - \hat{\rho}[r^\epsilon(h)]$ . We then choose a predictor having the best generalization performance in the model class  $\mathcal{H}$ , see also discussion in Remark 3.3, by minimizing the PAC Bayesian bound.

As exemplary, we first show a PAC Bayesian bound for linear predictors and then discuss how to modify the bounds to obtain probabilistic inequalities valid for more general model classes. In general, for a given measurable space  $(\mathcal{H}, \mathcal{T})$  and for any  $(\rho, \pi) \in \mathcal{M}_+^1(\mathcal{H})^2$ , we indicate with

$$KL(\rho||\pi) = \begin{cases} \rho \left[ \log \frac{d\rho}{d\pi} \right] & \text{if } \rho \ll \pi \\ +\infty & \text{otherwise} \end{cases}$$

the *Kullback-Leibler* divergence. When the model class is given in dependence of a set of parameters, as in the case of linear predictors,  $\mathcal{T}$  indicates the  $\sigma$ -algebra on the parameter space  $B$ . We then obtain the following result.

**Theorem 3.18** (PAC Bayesian bound). *Let  $0 < \epsilon < 3$ , Assumption 3.6 hold and let the underlying MMAF  $\mathbf{Z}$  be a random field with exponential or power decaying  $\theta$ -lex coefficients. Moreover, let  $l$  be selected following Assumption 3.15 and  $\pi$  be a distribution on  $B$  such that  $\pi[\|\beta_1\|_1] \leq \infty$ , then for any  $\hat{\rho}$  such that  $\hat{\rho} \ll \pi$ , and  $\delta \in (0, 1)$*

$$\begin{aligned} \mathbb{P} \left\{ \hat{\rho}[R^\epsilon(\beta)] \leq \hat{\rho}[r^\epsilon(\beta)] + \left( KL(\hat{\rho}||\pi) + \log \left( \frac{1}{\delta} \right) + \frac{3\epsilon^2}{2(3-\epsilon)} \right) \frac{1}{\sqrt{l}} \right. \\ \left. + \frac{1}{\sqrt{l}} \log \left( \pi \left[ 1 + 2(\|\beta_1\|_1 + 1)\bar{\alpha} \right] \right) \right\} \geq 1 - \delta \end{aligned} \quad (58)$$

and

$$\begin{aligned} \mathbb{P} \left\{ \hat{\rho}[r^\epsilon(\beta)] \leq \hat{\rho}[R^\epsilon(\beta)] + \left( KL(\hat{\rho}||\pi) + \log \left( \frac{1}{\delta} \right) + \frac{3\epsilon^2}{2(3-\epsilon)} \right) \frac{1}{\sqrt{l}} \right. \\ \left. + \frac{1}{\sqrt{l}} \log \left( \pi \left[ 1 + 2(\|\beta_1\|_1 + 1)\bar{\alpha} \right] \right) \right\} \geq 1 - \delta. \end{aligned} \quad (59)$$

**Example 3.19.** The bound in (58) holds for all randomized estimators  $\hat{\rho}$  absolutely continuous w.r.t. a reference distribution  $\pi$  given a training data set  $S$ . Let us assume that the  $\text{card}(B) = M$  for  $M \in \mathbb{N}$ . We choose throughout as reference distribution the uniform distribution  $\pi$  on  $B$  and the class of randomized predictors  $\hat{\rho} = \delta_{\hat{\beta}}$ , the Dirac mass concentrated on the empirical risk minimizer, i.e.,  $\hat{\beta} := \arg \inf_{\beta} r^{\epsilon}(\beta)$ . For a given  $S$ , we have that

$$KL(\delta_{\hat{\beta}}||\pi) = \sum_{\beta \in B} \log \left( \frac{\delta_{\hat{\beta}}\{\beta\}}{\pi\{\beta\}} \right) \delta_{\hat{\beta}}\{\beta\} = \log \frac{1}{\pi\{\hat{\beta}\}} = \log(M). \quad (60)$$

It is crucial to notice that the bigger the cardinality of the space  $B$  is, the more the term  $\log(M)$  and the bound increase.

Therefore, for a given  $\delta \in (0, 1)$

$$\mathbb{P} \left\{ R^{\epsilon}(\hat{\beta}) \leq r^{\epsilon}(\hat{\beta}) + \left( \log \left( \frac{M}{\delta} \right) + \frac{3\epsilon^2}{2(3-\epsilon)} \right) \frac{1}{\sqrt{l}} + \frac{1}{\sqrt{l}} \log \left( \pi[1 + 2(\|\beta_1\|_1 + 1)\bar{\alpha}] \right) \right\} \geq 1 - \delta.$$

Let us assume to work with an accuracy level  $\epsilon = 1$ ,  $l = 10000$ ,  $M = 100$ ,  $\bar{\alpha} = 4$ ,  $\delta = 0.05$ , and  $B := \{\beta : \|\beta\|_1 \leq 1\}$ . Then, the generalization gap, as defined in Remark 3.3, is less than 0.12 with probability  $\mathbb{P}$  of at least 95%.

**Remark 3.20.** Differently from the i.i.d. setting, the parameter  $l$  is not tuned in the bounds obtained in Theorem 3.18; see [17] and [65] for a discussion on this topic. The choice of the parameter  $l$  in the bounds (58) and (59) is a consequence of Assumption 3.15. The value of  $l$  is chosen to offset the lack of independence in the observed  $N$  frames.

We now determine an oracle inequality for the randomized estimator minimizing the average empirical error, also known as *Gibbs posterior distribution* or *Gibbs estimator*, first in the case of a linear predictor and then in the general case of a Lipschitz one.

**Theorem 3.21** (Oracle type PAC Bayesian bound). *Let  $0 < \epsilon < 3$ , Assumption 3.6 hold and let the underlying MMAF  $\mathbf{Z}$  be a random field with exponential or power decaying  $\theta$ -lex coefficients. Let  $l$  be selected following Assumption 3.15,  $\pi$  be a distribution on  $B$  such that  $\pi[\|\beta_1\|_1] \leq \infty$ , and  $\bar{\rho}$  be a regular conditional distribution that is absolutely continuous w.r.t.  $\pi$  and has Radon-Nikodym derivative  $\frac{d\bar{\rho}}{d\pi} = \frac{\exp(-\sqrt{l}r^{\epsilon}(\beta))}{\pi[\exp(-\sqrt{l}r^{\epsilon}(\beta))]}$ . Then, for all  $\delta \in (0, 1)$*

$$\mathbb{P} \left\{ \bar{\rho}[R^{\epsilon}(\beta)] \leq \inf_{\bar{\rho}} \left( \bar{\rho}[R^{\epsilon}(\beta)] + \left( KL(\bar{\rho}||\pi) + \log \left( \frac{1}{\delta} \right) + \frac{3\epsilon^2}{2(3-\epsilon)} \right) \frac{2}{\sqrt{l}} + \frac{2}{\sqrt{l}} \log \left( \pi[1 + 2(\|\beta_1\|_1 + 1)\bar{\alpha}] \right) \right) \right\} \geq 1 - \delta. \quad (61)$$

By employing Corollary 3.11 instead of Proposition 3.10 in the proof of the oracle inequality, we obtain the general result below.

**Corollary 3.22** (Oracle type PAC Bayesian bound for a general Lipschitz predictor). *Let  $0 < \epsilon < 3$ , Assumption 3.6 hold and let the underlying MMAF  $\mathbf{Z}$  be a random field with exponential or power decaying  $\theta$ -lex coefficients. Let  $l$  be selected following Assumption 3.15,  $\pi$  be a distribution on  $\mathcal{H}$  such that  $\pi[\text{Lip}(h)] \leq \infty$ , and  $\bar{\rho}$  be a regular conditional distribution that is absolutely continuous w.r.t.  $\pi$  and has*



Radon-Nikodym derivative  $\frac{d\bar{\rho}}{d\pi} = \frac{\exp(-\sqrt{l}r^\epsilon(h))}{\pi[\exp(-\sqrt{l}r^\epsilon(h))]}$ . Then, for all  $\delta \in (0, 1)$

$$\mathbb{P}\left\{\bar{\rho}[R^\epsilon(h)] \leq \inf_{\hat{\rho}} \left( \hat{\rho}[R^\epsilon(h)] + \left( KL(\hat{\rho}||\pi) + \log\left(\frac{1}{\delta}\right) + \frac{3\epsilon^2}{2(3-\epsilon)} \right) \frac{2}{\sqrt{l}} + \frac{2}{\sqrt{l}} \log\left(\pi[1+2(Lip(h)a(p,c)+1)\bar{\alpha}]\right) \right) \right\} \geq 1-\delta. \quad (62)$$

**Remark 3.23.** The PAC Bayesian bound (62) also applies to Lipschitz neural network predictors. Better generalization performances are observed, i.e., tighter bounds for the generalization gap, when  $Lip(h_{net,w}) \leq 1$ . In the case of a 1-layer neural network, for which we have an explicit bound of the Lipschitz constant, we can then obtain an oracle inequality by employing Corollary 3.13 instead of Corollary 3.11 in the proof of the inequality (62). Finally, using the same argument as in Remark 3.14, we can obtain an oracle inequality also in the case of locally Lipschitz predictors.

The rate at which the bounds (61) and (62) converge to zero as  $m \rightarrow \infty$  is called *rate of convergence*. It allows us to give a measure on how fast the average generalization error of  $\bar{\rho}$  converges to the average best theoretical risk  $\inf_{\hat{\rho}} \hat{\rho}[R^\epsilon(h)]$ , which is obtained by the so-called *oracle estimator*. The rate depends on the choice made for  $l = \left\lfloor \frac{m}{k} \right\rfloor$  in the pre-processing step. For  $k = 1$ , we obtain the fastest possible rate of  $\mathcal{O}(m^{-\frac{1}{2}})$ .

**Example 3.24** (Rate of convergence for models with spatial and temporal long range dependence). *Let us consider a data set with  $N = 10000$  frames drawn from a regular sampling of an MSTOU as defined in Example 2.22 with discretization steps  $h_t = h_s = 1$ . Further, let the parameters  $a_t = 1000$ ,  $k = 1$ , and  $p_t = 10$  in the pre-processing step of our methodology. From the calculations in Example 2.15, we have that the underlying model admits temporal and spatial long-range dependence when its  $\theta$ -lex coefficients have power decay rate  $0 < \lambda \leq \frac{1}{2}$ . Because of the relationship (49), a Gibbs estimator applies as long as the MSTOU admits  $\theta$ -lex coefficients with  $\lambda \geq 2,76$ . Pre-processing the data to include a larger amount of observations in an example  $(X, Y)$ , i.e., letting  $p_t$  be a larger parameter, changes the range of applicability of the estimator minimally. If, for example, we choose  $p_t = 999$  (the largest possible values to choose given  $a_t = 1000$ ), we obtain that  $\lambda \geq 2,09$ .*

To apply the Gibbs estimator to MSTOU with long range dependence, we can choose a  $k > 1$  in the pre-processing step. Note that with this choice, however, the rate of convergence of the PAC Bayesian bound in (61) and (62) becomes then slower than  $\mathcal{O}(m^{-\frac{1}{2}})$ . If we can also decide how to sample our data along the temporal dimension, we can opt to work with a data set where the temporal discretization step  $h_t > 1$ . So doing, the rate of convergence of the Gibbs estimators can become  $\mathcal{O}(m^{-\frac{1}{2}})$  also in the long-range dependence framework. Note that  $\log(h_t)$  appears in (49). Therefore, a careful selection of the parameters  $a_t$ ,  $k$ , and  $p_t$  has to be done when  $0 < \lambda \leq 1$  such that the sampling frequency is not too low and the rate of convergence of the PAC Bayesian bound remains the desired one.

In the literature, results can be found on the rate of convergence of PAC Bayesian bound just for time series models. We review such results in the remark below to highlight the novelty of the results obtained in the section.

**Remark 3.25** (Rate of convergence in PAC Bayesian bounds for stationary time series). *In [1], the authors determine an oracle inequality for time series with a rate of  $\mathcal{O}(m^{-\frac{1}{2}})$  under the assumption that  $((\mathbf{X}_i, \mathbf{Y}_i)^\top)_{i \in \mathbb{Z}}$  is a stationary and  $\alpha$ -mixing process [14] with coefficient  $(\alpha_j)_{j \in \mathbb{Z}}$  such that  $\sum_{j \in \mathbb{Z}} \alpha_j < \infty$ . Such bound employs the chi-squared divergence and holds for unbounded losses: it is important to highlight*

that the randomized estimator obtained by minimization of the PAC Bayesian bound is not a Gibbs estimator in this framework. An explicit bound for linear predictors can be found in [1, Corollary 2]. This result holds under the assumption that  $\pi[\|\beta\|^6] \leq \infty$ .

In [3], the authors prove oracle inequalities for a Gibbs estimator for data generated by a stationary and bounded  $\theta_\infty$ -weakly dependent process— which is an extension of the concept of  $\phi$ -mixing discussed in [55]— or a causal Bernoulli shift process and a Lipschitz predictor. Models that satisfy the dependence notion just cited are causal Bernoulli shifts with bounded innovations, uniform  $\phi$ -mixing sequences, and dynamical systems; see [3] for more examples. The oracle inequality is here obtained for an absolute loss function and has a rate of  $\mathcal{O}(m^{-\frac{1}{2}})$ . An extension of this work for Lipschitz loss functions under  $\phi$ -mixing [38] can be found in [2]. Here, the authors show that an oracle inequality for a Gibbs estimator with the optimal rate  $\mathcal{O}(m^{-1})$  can be achieved. Note that this rate is considered optimal in the literature when using, for example, a squared loss function and independent and identically distributed data [15].

Interesting results in the literature of PAC Bayesian bounds for heavy-tailed data can also be found in [32], and [36]. However, the authors assume independent distribution of the underlying process in their works.

We conclude by giving an oracle inequality for the aggregate Gibbs estimators in the general case of a Lipschitz predictor. This result is obtained by using the convexity of the absolute loss function.

**Corollary 3.26** (PAC Bound for the average Gibbs predictor). *Let  $0 < \epsilon < 3$ , Assumption 3.6 hold and let  $\mathbf{Z}$  be a random field with exponential or power decaying  $\theta$ -lex coefficients such that  $|\mathbf{Y} - h(\mathbf{X})| < \epsilon$  a.s. for each  $h \in \mathcal{L}(\mathbb{R}^{a(p,c)})$ . Let  $l$  be selected following Assumption 3.15. Moreover, let  $\pi$  be a distribution on  $\mathcal{H}$  such that  $\pi[\text{Lip}(h)] \leq \infty$ , and  $\bar{\rho}$  a Gibbs posterior distribution. Then, let  $\bar{h} = \bar{\rho}[h]$ , for all  $\delta \in (0, 1)$*

$$\mathbb{P}\left\{R^\epsilon(\bar{h}) \leq \inf_{\hat{\rho}} \left( \hat{\rho}[R^\epsilon(h)] + \left( KL(\hat{\rho}||\pi) + \log\left(\frac{1}{\delta}\right) + \frac{3\epsilon^2}{2(3-\epsilon)} \right) \frac{2}{\sqrt{l}} + \frac{2}{\sqrt{l}} \log\left(\pi[1+2(\text{Lip}(h)a(p,c)+1)\bar{\alpha}]\right) \right) \right\} \geq 1-\delta.$$

### 3.3 Modeling selection for the best randomized Gibbs estimator for linear predictors

We discuss in this section the selection of the parameter  $p_t$  for  $\mathcal{H} = \{h_\beta(X) : \beta \in \mathbb{R}^{(a(p,c)+1)}\}$ . For different  $p_t$ , the predictor, we aim to define changes because the cardinality of the input-features vectors  $X_i$  changes. Therefore, choosing this parameter means performing modeling selection. To ease the notations, we will refer to  $p_t$  simply using the symbol  $p$  in the section and its related proofs.

Let the parameter space

$$B = \bigcup_{p=1}^{\lfloor \frac{N}{2} \rfloor - 1} B_p$$

where the  $B_p$  are assumed to be disjoint sets, such that for any  $\beta \in B$ , there is only one  $p$  such that  $\beta \in B_p$ . Our modeling selection procedure is designed to select the best predictor in the class below.

**Definition 3.27.** *For all  $p = 1, \dots, \lfloor \frac{N}{2} \rfloor - 1$ , and reference distributions  $\pi_p$  on  $\mathcal{M}_+^1(B_p)$  such that  $\pi_p[\|\beta_1\|_1] \leq \infty$ , we define the class of Gibbs estimators as the regular conditional probability measures which are absolutely continuous w.r.t.  $\pi_p$  and have Radon Nikodym derivative*

$$\frac{d\bar{\rho}_p}{d\pi_p} = \frac{\exp(-\sqrt{l}r^\epsilon(\beta))}{\pi_p[\exp(-\sqrt{l}r^\epsilon(\beta))]} \quad (63)$$

The proposition below uses Lemma B.6 and B.7 that can be found in Appendix B.

**Theorem 3.28** (Model selection). *Let  $0 < \epsilon < 3$ , and the assumptions of Proposition 3.10 and Theorem 3.18 hold. Moreover, let*

$$p^* = \arg \inf_p \left( \bar{\rho}_p \left[ r^\epsilon(\beta) + \frac{\log(2\|\beta_1\|_1 + 3)}{\sqrt{l}} \right] + \frac{1}{\sqrt{l}} \log \left( \left\lfloor \frac{N}{2} \right\rfloor \right) \right). \quad (64)$$

*Then for all  $\delta \in (0, 1)$ ,*

$$\mathbb{P} \left\{ \bar{\rho}_{p^*} [R^\epsilon(\beta)] \leq \inf_p \left( \bar{\rho}_p \left[ r^\epsilon(\beta) + \frac{\log(2\|\beta_1\|_1 + 3)}{\sqrt{l}} \right] + \frac{1}{\sqrt{l}} \log \left( \left\lfloor \frac{N}{2} \right\rfloor \right) \right) + \frac{3\epsilon^2}{2(3-\epsilon)\sqrt{l^*}} + \frac{1}{\sqrt{l^*}} \log \frac{\bar{\alpha}}{\delta} \right\} \geq 1 - \delta, \quad (65)$$

*where  $l^* = \left\lfloor \frac{\lfloor \frac{N}{2} \rfloor}{k^*} \right\rfloor$ , and  $a^*, k^*$  are constants depending on  $p^*$ .*

Lastly, for a bounded parameter space  $B$ , we can obtain the following oracle inequalities.

**Theorem 3.29** (Oracle type PAC Bayesian bound for the best Gibbs estimator). *Let the assumptions of Theorem 3.21 hold, and  $p^*$  be defined as in (64). Moreover, let  $\sup_B \|\beta\| = \frac{1}{C}$  for  $C > 0$ . For all  $\delta \in (0, 1)$*

$$\begin{aligned} \mathbb{P} \left\{ \bar{\rho}_{p^*} [R^\epsilon(\beta)] \leq \inf_p \left( \inf_{\hat{\rho} \in \mathcal{M}_+^1(B_p)} \hat{\rho} [R^\epsilon(\beta)] + \frac{2}{\sqrt{l}} \frac{2+3C}{C} + \frac{2}{\sqrt{l}} KL(\hat{\rho} \parallel \pi_p) + \frac{1}{\sqrt{l}} \log \left( \left\lfloor \frac{N}{2} \right\rfloor \right) \right) \right. \\ \left. + \frac{3\epsilon^2}{(3-\epsilon)\sqrt{l^*}} + \frac{2}{\sqrt{l^*}} \log \frac{\bar{\alpha}}{\delta} \right\} \geq 1 - \delta \end{aligned} \quad (66)$$

**Corollary 3.30** (PAC bound for the average best Gibbs estimator). *Let the assumptions of Corollary 3.26 hold, and  $p^*$  be defined as in Theorem 3.28. Moreover, let  $\sup_B \|\beta\| = \frac{1}{C}$  for  $C > 0$  and  $\bar{\beta} = \bar{\rho}[h_\beta]$ . For all  $\delta \in (0, 1)$ ,*

$$\begin{aligned} \mathbb{P} \left\{ R^\epsilon(\bar{\beta}) \leq \inf_p \left( \inf_{\hat{\rho} \in \mathcal{M}_+^1(B_p)} \hat{\rho} [R^\epsilon(\beta)] + \frac{2}{\sqrt{l}} \frac{2+3C}{C} + \frac{2}{\sqrt{l}} KL(\hat{\rho} \parallel \pi_p) + \frac{1}{\sqrt{l}} \log \left( \left\lfloor \frac{N}{2} \right\rfloor \right) \right) \right. \\ \left. + \frac{3\epsilon^2}{(3-\epsilon)\sqrt{l^*}} + \frac{2}{\sqrt{l^*}} \log \frac{\bar{\alpha}}{\delta} \right\} \geq 1 - \delta \end{aligned} \quad (67)$$

**Corollary 3.31** (Oracle inequality for a single draw out of the best Gibbs estimator). *Let the assumptions of Theorem 3.21 hold and  $p^*$  be defined as in (64). Moreover, let  $\sup_B \|\beta\| = \frac{1}{C}$  for  $C > 0$  and  $\beta^* = \arg \inf_B R(\beta)$ . For all  $\delta \in (0, 1)$  and  $\hat{\beta} \sim \bar{\rho}_{p^*}$ ,*

$$\mathbb{P}_{\bar{\rho}_{p^*}} \left\{ R^\epsilon[\hat{\beta}] \leq R^\epsilon(\beta^*) + \frac{1}{C} \mathbb{E}[\|\mathbf{Z}\|] + \frac{3\epsilon^2}{(3-\epsilon)\sqrt{l}} + \frac{2}{\sqrt{l}} \log \left( \left\lfloor \frac{N}{2} \right\rfloor \left( 1 + 2 \frac{C+1}{C} \right) \frac{\bar{\alpha}}{\delta} \right) \right\} \geq 1 - \delta. \quad (68)$$

**Remark 3.32.** *The modeling selection procedure discussed here selects the best-randomized estimator in the Gibbs posterior distributions family in dependence on the parameter  $p$ . In the case of non-linear models, as the 1-layer neural network in Definition 3.12, a modeling selection procedure has also to select the layer's dimension, i.e., the parameter  $K$ . Moreover, for  $L$ -layers neural network, the parameter  $L$  enters the modeling selection procedure. We aim in future research to analyze such a selection strategy*

and determine a feasible procedure for applying the generalized Bayesian algorithms defined in the paper to a feed-forward neural network.

## 4 Predicting spatio-temporal data with MMAF guided learning and linear predictors

Let us start by giving in Table 2 an overview of all the parameters appearing in the learning methodology.

Parameters	Type	Interpretation
$\epsilon$	Hyperparameters	Accuracy level in the definition of the loss functions $R^\epsilon(\beta)$ and $r^\epsilon(\beta)$
$N$	Observed Parameter	Number of image frames through time composing our data set
$h_t$	Observed Parameter	Discretization step along the temporal dimension
$h_s$	Observed Parameter	Discretization step along the spatial dimension
$\lambda$	Unknown Parameter	Decay rate of the $\theta$ -lex coefficients of the underlying model
$c$	Unknown Parameter	Speed of information propagation
$\bar{\alpha}$	Unknown Parameter	Determines how tight $\hat{\theta}_{lex}(r)$ is as bound of $\theta_{lex}(r)$
$p_t$	Unknown Parameter	Length of the past information we include in each $X_i$
$k$ and $a_t$	Derived Parameters	Chosen accordingly to Assumption 3.15

Table 2: Overview of parameters appearing in MMAF guided learning

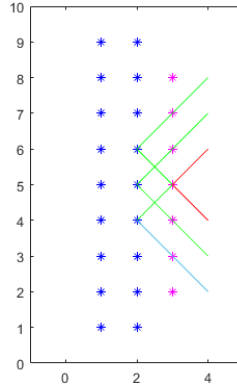


Figure 3: Data set with spatial dimension  $d = 1$ . The last two frames are indicated with the blue stars, whereas the violet stars represent the points in space and time where it is possible to provide predictions with MMAF guided learning for  $p_t = c = 1$ . The prediction in the time-spatial position  $(5, 3)$  lies in the intersection (between red lines) of the future lightcones of the points  $(6, 2)$ ,  $(5, 2)$  and  $(4, 2)$  (represented with green lines).

If, for example, the underlying MMAF is an STOU or an MSTOU process, i.e., we are assuming that the data admits exponential or power-decaying autocorrelation functions, estimation methodologies for their parameters can be found in [47] and [48]; see review in Section A.2 and A.3. We highlight that such modeling set-up applies to data with short and possibly long-range spatial and temporal dependence. In general, we follow the steps below to make one-step-ahead predictions.

- (i) Observed  $N$  frames, we first use the entire data set to estimate the parameters  $\lambda$  and  $c$ .

- (ii) We fix a pixel position  $x^*$  and we select  $p_t$  (and as consequence a training data set  $S$  following assumption 3.15) using the rule (64).
- (iii) We then draw  $\beta$  from the Gibbs estimator determined for the pixel  $x^*$  and the training data set  $S$  defined in (ii) to determine a prediction at time  $t = N + 1$ : we can use single draws or averaging a set of different draws to this aim. The methodology employs novel-input features given by  $L_p^-(N + 1, x^*)$ . Therefore, we can make predictions in a future time point  $t = N + 1$  as long as the set  $\mathcal{I}(N + 1, x^*)$  has cardinality  $a(p, c)$ .

The procedure above can be implemented for any pixel where it is possible to determine a cone-shaped training data set  $S$ , i.e., for the pixels that do not belong to the frame boundary. Moreover, the prediction we obtain in  $(N + 1, x^*)$  lies in the intersections of the future light cones of each input contained in  $L_p^-(N + 1, x^*)$ , see Figure 3. This means that MMAF guided learning enables us to make predictions in spatial-time points that are plausible starting from the set of inputs we observe.

**Remark 4.1.** *Similarly to the kriging literature, we need an inference step before being capable of delivering spatio-temporal predictions. In this literature, it is often assumed that the estimated parameters used in the calculation of kriging weights and kriging variances are the true one, see [18, Chapter 3] and [19, Chapter 6] for a discussion on the range of applicability of such estimates. We implicitly make the same assumptions when substituting the value of the parameters  $\lambda$  and  $c$  in the pre-processing step. It remains, however, an interesting open problem to understand the interplay of the estimates' bias, also of the parameter  $\bar{\alpha}$ , on the validity of Proposition (3.10) and the PAC Bayesian bound (58). The biggest problem of this analysis relies upon disentangling the effect of the bias of the constant  $c$  introduced in the pre-processing step which changes the length of the input-features vector  $X$ . An optimal selection strategy for the hyperparameter  $\epsilon$  based on the bound (58) is connected to the latter issue.*

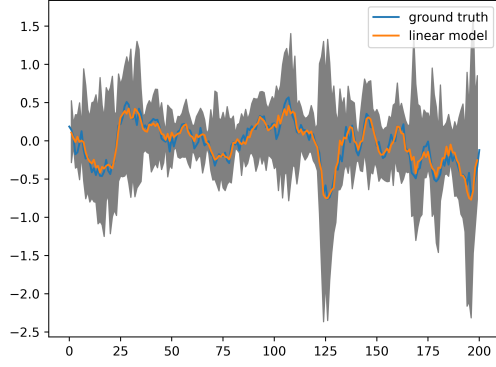
#### 4.1 An example with simulated data

We simulate four data sets from a zero mean STOU process by employing the diamond grid algorithm introduced in [47] for a spatial dimension  $d = 1$ . The data sets  $(Z_t(x))_{(t,x) \in \mathbb{T} \times \mathbb{L}}$  is drawn from the temporal-spatial interval  $[0, 1000] \times [0, 10]$ , with  $\mathbb{T} = 0, \dots, 20.000$  and  $\mathbb{L} = 0, \dots, 200$ , corresponding to a time and spatial discretization step  $h_t = h_s = 0.05$ . We choose as distribution for the Lévy seed  $\Lambda'$  a normal distribution with mean  $\mu = 0$  and standard deviation  $\sigma = 0.5$ , and a  $NIG(\alpha, \beta, \mu, \delta)$  distribution with  $\alpha = 5, \beta = 0, \delta = 0.2$  and  $\mu = 0$ . We use the latter distribution to test the behavior of MMAF guided learning for different sets of heavy-tailed data. We also generate data with different mean-reverting parameters  $A$  and use different seeds in generating the Lévy basis distribution, see summary scheme of data's characteristics in Table 3. The constant  $c = 1$  across all generated data sets.

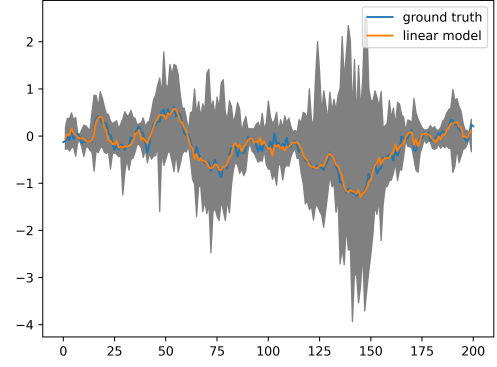
Name	Mean Reverting Parameter	Lévy seed	Random generator seed
GAU1	$A = 1$	Gaussian	1
GAU10	$A = 4$	Gaussian	10
NIG1	$A = 1$	NIG	1
NIG10	$A = 4$	NIG	10

Table 3: Overview on simulated data sets with  $c = 1$  and spatial dimension  $d = 1$ .

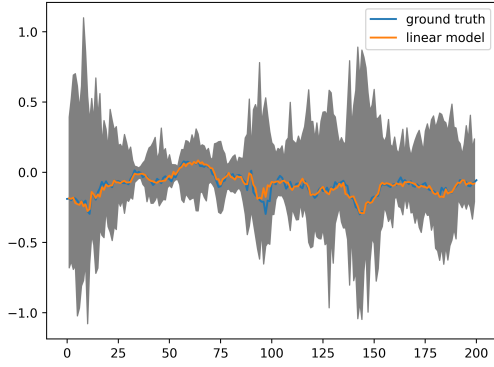
We start our procedure by step (i), i.e., estimating for each data set the parameter  $\lambda$  and  $c$ . We



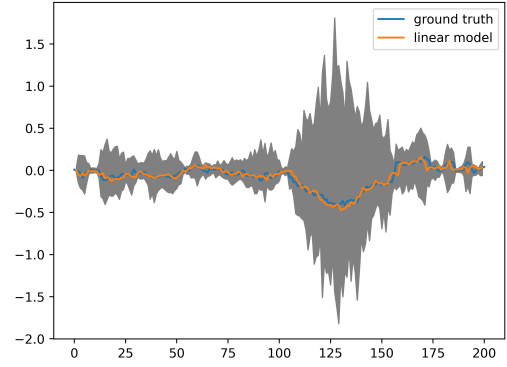
(a) GAU1



(b) GAU10



(c) NIG1



(d) NIG10

Figure 4: Range (min-max) of 50 predictions drawn from the Gibbs distribution for the four data sets described in Table 3 compared against the ground truth and the prediction obtained by a linear model.

use the estimators (77) and (78) presented in Section A.2. The true parameter  $\lambda$  being equal to  $\frac{1}{2}$  or 2 depending on the chosen mean reverting parameter  $A$ . The obtained results for each data set are given in Table 4. We go to step (ii), and for each pixel position  $x^*$  not belonging to the boundary of

<b>Name</b>	<b><math>A^*</math></b>	<b><math>c^*</math></b>	<b><math>\lambda^*</math></b>
GAU1	1.014	1.0003	0.5068
GAU10	4.0145	1.0011	2.005
NIG1	1,0024	0.9992	0.5016
NIG10	3.9682	1.0000	1.9841

Table 4: Estimations of parameters  $A$ ,  $c$  and  $\lambda$ .

the frame (a total of 199 pixels), we select the parameter  $p_t$  using the criteria (64) and a value of the parameter  $\epsilon = 2.99$ . For each pixel, we use a multivariate standard normal Gaussian distribution as *reference distribution* and use importance sampling (with Gaussian proposal) to estimate the integral in (64). The modeling selection criteria output  $p_t = 1$  for each pixel. We then extract from the frames a training data set  $S$  following assumption 3.15, which we use at step (iii) of our forecasting procedure. An acceptance-rejection algorithm with a Gaussian proposal is used to draw  $\beta$  from the best randomized Gibbs estimator. We show in Figure 4 the range of 50 predictions, for each pixel, compared with the ground truth and the prediction obtained by a standard linear model. As the plot clearly shows, using a randomized estimator, we account for the uncertainty related to the possible prediction in each pixel differently from what a simple linear model can achieve.

## 5 Conclusions

We define a novel theory-guided machine learning methodology for spatio-temporal data. The methodology starts by modeling the data using an influenced mixed moving average field. Such a step requires the specification of the kernel function, including the presence of random parameters, and that the Lévy seed underlying the definition of the model has finite second order moments. To enable one-time ahead predictions, we use the underlying model to extract a training data set from the observed data, which preserves the dependence structure of the latter and reduces as much as possible the number of past and neighboring space-time points used in learning. In the model class of the Lipschitz function, which includes linear functions but also neural networks, we show novel PAC Bayesian bounds for MMAF generated data. Their minimization leads to the determination of a randomized predictor for our prediction task. Finally, in the case of linear models, we test the performance of our learning methodology on a set of four simulated data from an STOU process and obtain an average favorable performance in all analyzed scenarios.

## A Appendix

### A.1 Weak dependence notions for casual processes and (influenced) MMAF

In this section, we discuss more in details the asymptotic dependence notions called  $\theta$ -weak dependence and  $\theta$ -lex weak dependence. The latter notion has been introduced in [22, Definition 2.1] as an extension to the random field case of the notion of  $\theta$ -weak dependence satisfied by causal stochastic processes [25]. This

notion of dependence is presented in Definition 2.23. However, the notion of  $\theta$ -lex weak dependence given in Definition 2.16, slightly differs from the one given in [22, Definition 2.1] and represents an extension to the random field case of the  $\theta$ -weak dependence notion defined in [26, Remark 2.1]. Note that the definition of  $\theta$ -weak dependence in [25] and [26, Remark 2.1] differ for the cardinality of the marginal distributions on which the function  $G$  is computed, namely,  $G \in \mathcal{G}_1$  in the former and  $G \in \mathcal{G}_\nu$  for  $\nu \in \mathbb{N}$  in the latter.

**Remark A.1** (Mixingale-type representation of  $\theta$ -weak dependence). *Let  $\mathcal{L}_1 = \{g : \mathbb{R} \rightarrow \mathbb{R}, \text{ bounded and Lipschitz continuous with } \text{Lip}(g) \leq 1\}$ , a stochastic process  $(\mathbf{X}_t)_{t \in \mathbb{Z}}$ , and  $\mathcal{M} = \sigma\{\mathbf{X}_t : t < j_1, t \in \mathbb{Z}\}$ , then it is showed in [26, Proposition 2.3] that*

$$\theta(r) = \sup_{g \in \mathcal{L}_1} \|\mathbb{E}[g(\mathbf{X}_{j_1})|\mathcal{M}] - \mathbb{E}[g(\mathbf{X}_{j_1})]\|_1. \quad (69)$$

*An alternative proof of this result can be also found in [25, Lemma 1].*

Let us now analyze the relationship between  $\theta$ -weak dependence,  $\alpha$ -mixing, and  $\phi$ -mixing. Most of the PAC Bayesian literature for stationary and heavy tailed data employs the following two mixing conditions, see Remark 3.25, namely  $\alpha$ -mixing and  $\phi$ -mixing. The results in the Lemma below give us a proof that the  $\theta$ -weak dependence is more general than  $\alpha$ -mixing and  $\phi$ -mixing and therefore describes the dependence structure of a bigger class of models.

Let  $\mathcal{M}$  and  $\mathcal{V}$  be two sub-sigma algebras of  $\mathcal{F}$ . First of all, the strong mixing coefficient [56] is defined as

$$\alpha(\mathcal{M}, \mathcal{V}) = \sup\{|P(M)P(V) - P(M \cap V)|, M \in \mathcal{M}, V \in \mathcal{V}\}.$$

A stochastic process  $\mathbf{X}$  is said to be  $\alpha$ -mixing if

$$\alpha(r) = \alpha(\sigma\{\mathbf{X}_s, s \leq 0\}, \sigma\{\mathbf{X}_s, s \geq r\})$$

converges to zero as  $r \rightarrow \infty$ . The  $\phi$ -mixing coefficient has been introduced in [38] and defined as

$$\phi(\mathcal{M}, \mathcal{V}) = \sup\{|P(V|M) - P(V)|, M \in \mathcal{M}, V \in \mathcal{V}, P(M) > 0\}.$$

A stochastic process  $\mathbf{X}$  is said to be  $\phi$ -mixing if

$$\phi(r) = \phi(\sigma\{\mathbf{X}_s, s \leq 0\}, \sigma\{\mathbf{X}_s, s \geq r\})$$

converges to zero as  $r \rightarrow \infty$ .

**Lemma A.2.** *Let  $(\mathbf{X}_t)_{t \in \mathbb{Z}}$  be a stationary real-valued stochastic process such that  $\mathbb{E}[|\mathbf{X}_0|^q] \leq \infty$  for some  $q > 1$ . Then,*

$$(a) \quad \theta(r) \leq 2^{\frac{2q-1}{q}} \alpha(r)^{\frac{q-1}{q}} \|\mathbf{X}_0\|_q \leq 2^{\frac{q-1}{q}} \phi(r)^{\frac{q-1}{q}} \|\mathbf{X}_0\|_q, \text{ and}$$

(b)  $\theta$ -weak dependence is a more general dependence notion than  $\alpha$ -mixing and  $\phi$ -mixing.

*Proof.* The proof of the first inequality at point (a) is proven in [22, Proposition 2.5] using the representation of the  $\theta$ -coefficients (69). The proof of the second inequality follows from a classical result in [14,



Proposition 3.11]. In [22, Proposition 2.7], it is defined a stochastic process which is  $\theta$ -weak dependent but neither  $\alpha$ -mixing or  $\phi$ -mixing. ■

As seen in Definition 2.16 by using the lexicographic order in  $\mathbb{R}^{1+d}$ , an opportune extension of  $\theta$ -weak dependence valid for random fields can be defined.

The definition of  $\theta$ -lex coefficients for  $G \in \mathcal{G}_1$  is given in [22, Definition 2.1]. The latter can be represented as  $\theta_{lex}^v(r) := \sup_{u \in \mathbb{N}} \{\theta_{u,v}(r)\}$  for  $v = 1$ . Therefore, an alternative way to define the  $\theta$ -lex coefficients in Definition 2.16 is obviously

$$\theta_{lex}(r) = \sup_{v \in \mathbb{N}} \theta_{lex}^v(r), v \in \mathbb{N} \text{ for all } r \in \mathbb{R}^+. \quad (70)$$

The following Lemma has important applications in the following sections.

**Lemma A.3.** *Let  $\mathbf{Z}$  be a  $\theta$ -lex weakly dependent random field, then  $\mathbf{Z}_i^M = \mathbf{Z}_i \vee (-M) \wedge M$  is  $\theta$ -lex weakly dependent.*

*Proof.* Let  $u, v \in \mathbb{N}$ ,  $M > 0$ ,  $F \in \mathcal{G}_u^*$ ,  $G \in \mathcal{G}_v$ , and  $i_1, i_2, \dots, i_u \in V_{\Gamma'}^r$  where  $\Gamma' = \{j_1, \dots, j_v\}$ . Let  $F^M(\mathbf{Z}_{i_1}, \dots, \mathbf{Z}_{i_u}) = F(\mathbf{Z}_{i_1}^M, \dots, \mathbf{Z}_{i_u}^M)$ , and  $G^M(\mathbf{Z}_{j_1}, \dots, \mathbf{Z}_{j_v}) = G(\mathbf{Z}_{j_1}^M, \dots, \mathbf{Z}_{j_v}^M)$ . We have that  $F^M$  is a bounded function on  $(\mathbb{R}^n)^u$  and  $G^M$  is a bounded and Lipschitz function on  $(\mathbb{R}^n)^v$  (with the same Lipschitz coefficients as the function  $G$ ): let  $(\mathbf{Z}_1, \dots, \mathbf{Z}_v)$  and  $(\tilde{\mathbf{Z}}_1, \dots, \tilde{\mathbf{Z}}_v)$ ,

$$\begin{aligned} |G^M(\mathbf{Z}_1, \dots, \mathbf{Z}_v) - G^M(\tilde{\mathbf{Z}}_1, \dots, \tilde{\mathbf{Z}}_v)| &\leq Lip(G) \sum_{i=1}^v |\mathbf{Z}_i^M - \tilde{\mathbf{Z}}_i^M| \\ &\leq Lip(G) \sum_{i=1}^v |\mathbf{Z}_i - \tilde{\mathbf{Z}}_i|. \end{aligned}$$

Then, it holds that

$$|Cov(F(\mathbf{Z}_{i_1}^M, \dots, \mathbf{Z}_{i_u}^M), G(\mathbf{Z}_{j_1}^M, \dots, \mathbf{Z}_{j_v}^M))| \leq \|F\|_{\infty} v Lip(G) \theta_{lex}(r),$$

where  $\theta_{lex}(r)$  are the  $\theta$ -coefficients of the field  $\mathbf{Z}$ , and so the field  $\mathbf{Z}_t^M(x)$  is  $\theta$ -lex weakly dependent. ■

Note that the above result also holds for  $\mathbf{X}$  a  $\theta$ -weakly dependent process. Therefore, the truncated  $\mathbf{X}_t^M = \mathbf{X}_t \vee (-M) \wedge M$  is a  $\theta$ -weakly dependent process.

The notion of  $\theta$ -lex weak dependence also admits a *mixingale-type representation*.

**Remark A.4.** *Let  $\mathcal{L}_1 = \{g : \mathbb{R} \rightarrow \mathbb{R}, \text{ bounded and Lipschitz continuous with } Lip(g) \leq 1\}$  and  $\Gamma' = \{j_1, \dots, j_v\}$  for  $\{j_1, \dots, j_v\} \in \mathbb{Z}^{1+d}$ . For a random field  $(\mathbf{Z}_t)_{t \in \mathbb{Z}^{1+d}}$ , by readily applying [22, Lemma 5.1] on the  $\sigma$ -algebra  $\mathcal{M} = \sigma\{\mathbf{Z}_t : t \in V_{\Gamma'}^r \subset \mathbb{Z}^{1+d}\}$ , the following result can be easily proved:*

$$\theta_{lex}(r) = \sup_{g \in \mathcal{L}_1} \sup_{v \in \mathbb{N}} \|\mathbb{E}[g(\mathbf{Z}_{j_1}, \dots, \mathbf{Z}_{j_v}) | \mathcal{M}] - \mathbb{E}[g(\mathbf{Z}_{j_1}, \dots, \mathbf{Z}_{j_v})]\|_1. \quad (71)$$

We now use the representation of the  $\theta$ -lex coefficients (71) to understand its relationships to  $\alpha_{\infty, v}$ -mixing and  $\phi_{\infty, v}$ -mixing for  $v \in \mathbb{N} \cup \{\infty\}$ . These notions are defined in [24] and are strong mixing notions used in the study of stationary random fields.

In general, for  $u, v \in \mathbb{N} \cup \{\infty\}$ , given coefficients

$$\alpha_{u,v}(r) = \sup\{\alpha(\sigma(\mathbf{Z}_\Gamma), \sigma(\mathbf{Z}_{\Gamma'})), \Gamma, \Gamma' \in \mathbb{R}^{1+d}, |\Gamma| \leq u, |\Gamma'| \leq v, \text{dist}(\Gamma, \Gamma') \geq r\},$$

and

$$\phi_{u,v}(r) = \sup\{\phi(\sigma(\mathbf{Z}_\Gamma), \sigma(\mathbf{Z}_{\Gamma'})), \Gamma, \Gamma' \in \mathbb{R}^{1+d}, |\Gamma| \leq u, |\Gamma'| \leq v, \text{dist}(\Gamma, \Gamma') \geq r\}.$$

a random field  $\mathbf{Z}$  is said to be  $\alpha_{u,v}$ -mixing or  $\phi_{u,v}$ -mixing if the coefficients  $(\alpha_{u,v}(r))_{r \in \mathbb{R}^+}$  or  $(\phi_{u,v}(r))_{r \in \mathbb{R}^+}$  converge to zero as  $r \rightarrow \infty$ . We then have the following result.

**Lemma A.5.** *Let  $(\mathbf{Z}_t)_{t \in \mathbb{Z}^{1+d}}$  be a stationary real-valued random field such that  $\mathbb{E}[\|\mathbf{Z}_0\|^q] \leq \infty$  for some  $q > 1$ . Then, for  $v \in \mathbb{N} \cup \{\infty\}$ ,*

$$(a) \quad \theta_{lex}(r) \leq 2^{\frac{2q-1}{q}} \alpha_{\infty,v}(r)^{\frac{q-1}{q}} \|\mathbf{Z}_0\|_q \leq 2^{\frac{q-1}{q}} \phi_{\infty,v}(r)^{\frac{q-1}{q}} \|\mathbf{Z}_0\|_q, \text{ and}$$

(b) *it holds that  $\theta$ -lex weak dependence is more general than  $\alpha_{\infty,v}$ -mixing and  $\alpha$ -mixing in the special case of stochastic processes. Moreover,  $\theta$ -lex weak dependence is more general than  $\phi_{\infty,v}$ -mixing.*

*Proof.* From the proof of [22, Proposition 2.5], we have that

$$\theta_{lex}^1(r) \leq 2^{\frac{2q-1}{q}} \alpha_{\infty,1}(r)^{\frac{q-1}{q}} \|\mathbf{Z}_0\|_q.$$

Because of (70) and [14, Proposition 3.11], we have that

$$\theta_{lex}(r) \leq 2^{\frac{2q-1}{q}} \alpha_{\infty,1}(r)^{\frac{q-1}{q}} \|\mathbf{Z}_0\|_q \leq 2^{\frac{q-1}{q}} \phi_{\infty,1}(r)^{\frac{q-1}{q}} \|\mathbf{Z}_0\|_q.$$

Equally,

$$\theta_{lex}(r) \leq 2^{\frac{2q-1}{q}} \alpha_{\infty,v}(r)^{\frac{q-1}{q}} \|\mathbf{Z}_0\|_q \leq 2^{\frac{q-1}{q}} \phi_{\infty,v}(r)^{\frac{q-1}{q}} \|\mathbf{Z}_0\|_q.$$

The proof of the point (b) follows directly by [22, Proposition 2.7]. In fact  $\theta_{lex}(r) = \theta_{1,\infty}(r)$  following the notations of [26, Definition 2.3] and the process used in the proof of the Proposition is  $\theta$ -lex weakly dependent but neither  $\alpha_{\infty,v}$ ,  $\alpha$  or  $\phi_{\infty,v}$ -mixing. ■

## A.2 Inference on STOU processes

Let us start by explaining the available estimation methodologies for the parameter vector  $\theta_0 = \{A, c, \text{Var}(L')\}$  under the STOU modeling assumption when the spatial dimension  $d = 1$ . Throughout, we refer to the notations and calculations in Example 2.21.

We have two ways of estimating the parameter vector  $\theta_0$  in such a scenario. The first one is presented in [47]. Here, the parameters  $A$  and  $c$  are first estimated using *normalized spatial and temporal variograms* defined as

$$\gamma^S(u) := \frac{\mathbb{E}((\mathbf{Z}_t(x) - \mathbf{Z}_t(x-u))^2)}{\text{Var}(\mathbf{Z}_t(x))} = 2(1 - \rho^S(u)) = 2\left(1 - \exp\left(-\frac{Au}{c}\right)\right), \quad (72)$$

and

$$\gamma^T(\tau) := \frac{\mathbb{E}((\mathbf{Z}_t(x) - \mathbf{Z}_{t-\tau}(x))^2)}{\text{Var}(\mathbf{Z}_t(x))} = 2(1 - \rho^T(\tau)) = 2(1 - \exp(-A\tau)), \quad (73)$$

where  $\rho^S$  and  $\rho^T$  are defined in Example 2.10. Note that normalized variograms are used to separate the estimation of the parameters  $A$  and  $c$  from the parameter  $Var(\Lambda')$ . Let  $N(u)$  be the set containing all the pairs of indices at mutual spatial distance  $u$  for  $u > 0$  and the same observation time. Let  $N(\tau)$  be the set containing all the pairs of indices where the observation times are at a distance  $\tau > 0$  and have the same spatial position.  $|N(u)|$  and  $|N(\tau)|$  give the number of the obtained pairs, respectively. Moreover, let  $\hat{k}_2$  be the empirical variance which is defined as

$$\hat{k}_2 = \frac{1}{(D-1)} \sum_{i=1}^D Z_{t_i}^2(x_i), \quad (74)$$

where  $D$  denotes the sample size. The empirical normalized spatial and temporal variograms are then defined as follows:

$$\hat{\gamma}^S(u) = \frac{1}{|N(u)|} \sum_{i,j \in N(u)} \frac{(Z_{t_i}(x_i) - Z_{t_j}(x_j))^2}{\hat{k}_2} \quad (75)$$

$$\hat{\gamma}^T(\tau) = \frac{1}{|N(\tau)|} \sum_{i,j \in N(\tau)} \frac{(Z_{t_i}(x_i) - Z_{t_j}(x_j))^2}{\hat{k}_2}. \quad (76)$$

By matching the empirical and the theoretical forms of the normalized variograms, we can estimate  $A$  and  $c$  by employing the estimators

$$\mathbf{A}^* = -\tau^{-1} \log \left( 1 - \frac{\hat{\gamma}^T(\tau)}{2} \right), \text{ and } \mathbf{c}^* = -\frac{\mathbf{A}^* u}{\log \left( 1 - \frac{\hat{\gamma}^S(u)}{2} \right)}. \quad (77)$$

Alternatively, we can use a least square methodology to estimate the parameters  $A$  and  $c$ , i.e. (75) and (76) are computed at several lags, and a least-squares estimation is used to fit the computed values to the theoretical curves. The authors in [47] use the methodology discussed in [43] to achieve the last target. We refer the reader also to [18, Chapter 2] for further discussions and examples of possible variogram model fitting. The parameter  $Var(\Lambda')$  can be estimated by matching the second-order cumulant of the STOU with its empirical counterpart. The consistency of this estimation procedure is proven in [47, Theorem 12].

A second possible methodology for estimating the vector  $\theta_0$  employs a generalized method of moment estimator (GMM), as in [48]. It is essential to notice that by using such an estimator, we cannot separate the parameter  $Var(\Lambda')$  from the estimation of the parameters  $A$  and  $c$ . Instead, all moment conditions must be combined into one optimization criterion, and all the estimations must be found simultaneously. Consistency and asymptotic normality of the GMM estimator are discussed in [48] and [22], respectively.

It is important to notice that the parameter  $\lambda$  can be inferred by knowing the parameter  $A$  and  $c$  alone (this also holds for  $d \geq 2$ ). We can then plug in the estimations (77) (or the ones obtained by least squares or GMM) and obtain the estimator

$$\lambda^* = \frac{\mathbf{A}^* \min(2, \mathbf{c}^*)}{2\mathbf{c}^*}, \quad (78)$$

of the decay rate of the  $\theta$ -lex coefficients of an STOU with spatial dimension  $d = 1$ . This estimator is consistent because of [47, Theorem 12] and the continuous mapping theorem. Furthermore, by using the

estimation of the parameter  $Var(\Lambda')$ , we can also obtain a consistent estimator for  $\bar{\alpha}$ .

For  $d \geq 2$ , a least square methodology is still applicable for estimating the variogram's parameters. The estimator used in [47] is a normalized version of the least-square estimator for spatial variogram's parameters discussed in [43], which also applies for  $d > 1$ . This method, paired with a method of moments (matching the second order cumulant of the field  $\mathbf{Z}$  with its empirical counterparts), allows estimating the parameter  $Var(\Lambda')$ . The GMM methodology discussed in [48] also continues to apply for  $d \geq 2$ . However, when the spatial dimension is increasing, the shape of the *normalized variograms* and the *field's moments* become more complex, and higher computational effort is required to navigate through the high dimensional surface of the optimization criterion behinds least-squares or GMM estimators.

### A.3 Inference for MSTOU processes

When estimating the parameter vector  $\theta_1 = \{\alpha, \beta, c, Var(L')\}$  under an MSTOU modeling assumption—see, for example, the shape of the coefficients in Example 2.22—it is evident that the shape of the autocorrelation function, and therefore of the normalized temporal and spatial variograms, become more complex for increasing  $d$ . As already addressed in the previous sections, when estimating the parameters  $(\alpha, \beta, c)$  alone, we can use the least-squares type estimator discussed in [43]. Moreover, by pairing the latter with a method of moments or using a GMM estimator, we can estimate the vector  $\theta_1$ .

## B Appendix

### B.1 Proofs of Section 2.5

In [22, Proposition 3.11], it is given a general methodology to show that an MMAF  $\mathbf{Z}$  is  $\theta$ -lex weakly dependent. Given that the definition of  $\theta$ -lex-weakly dependence used in the paper slightly differs from the one given in [22], the proof of Proposition 2.17 and 2.19 differ from the one of [22, Proposition 3.11].

Before giving a detailed account of these proofs, let us state some notations used in both. Let  $r > 0$ ,  $\{(t_{j_1}, x_{j_1}), \dots, (t_{j_v}, x_{j_v})\} = \Gamma' \subset \mathbb{R}^{1+d}$  and  $\{(t_{i_1}, x_{i_1}), \dots, (t_{i_u}, x_{i_u})\} = \Gamma \subset V_{\Gamma'}^r$  such that  $|\Gamma| = u$  and  $|\Gamma'| = v$  for  $(u, v) \in \mathbb{N} \times \mathbb{N}$ . We call the *truncated* (influenced) MMAF the vector

$$\mathbf{Z}_{\Gamma'}^{(\psi)} = \left( \mathbf{Z}_{t_{j_1}}^{(\psi)}(x_{j_1}), \dots, \mathbf{Z}_{t_{j_v}}^{(\psi)}(x_{j_v}) \right)^\top,$$

where  $\psi := \psi(r) > 0$ . In particular, for all  $a \in \{1, \dots, u\}$  and a  $b \in \{1, \dots, v\}$ ,  $\psi$  has to be chosen such that it exists a set  $B_{t_{j_b}}^\psi(x_{j_b})$  with the following properties.

- $|B_{t_{j_b}}^\psi(x_{j_b})| \rightarrow \infty$  as  $r \rightarrow \infty$  for all  $b$ , and
- $I_{i_a} = H \times A_{t_{i_a}}(x_{i_a})$  and  $I_{j_b} = H \times B_{t_{j_b}}^\psi(x_{j_b})$  are disjoint sets or intersect on a set  $H \times O$ , where  $O \in \mathbb{R}^{1+d}$  and  $\dim(O) < d + 1$ , for all  $a$  and  $b$

Let us now assume that it is possible to construct the sets  $B_{t_{j_b}}^\psi(x_{j_b})$ . Then, since  $\pi \times \lambda_{1+d}(H \times O) = 0$

and by the definition of a Lévy basis, it follows that

$$\begin{aligned} \mathbf{Z}_{t_{i_a}}(x_{i_a}) &= \int_H \int_{A_{t_i}(x_i)} f(A, t_i - s, x_i - \xi) \Lambda(dA, ds, d\xi) \text{ and} \\ \mathbf{Z}_{t_{j_b}}^{(\psi)}(x_{j_b}) &= \int_H \int_{B_{t_{j_b}}^\psi(x_{j_b})} f(A, t_j - s, x_j - \xi) \Lambda(dA, ds, d\xi), \end{aligned}$$

and  $\mathbf{Z}_\Gamma$  and  $\mathbf{Z}_{\Gamma'}^{(\psi)}$  are independent. Hence, for  $F \in \mathcal{G}_u^*$  and  $G \in \mathcal{G}_v$ ,  $F(\mathbf{Z}_\Gamma)$  and  $G(\mathbf{Z}_{\Gamma'}^{(\psi)})$  are also independent. Now

$$\begin{aligned} & |Cov(F(\mathbf{Z}_\Gamma), G(\mathbf{Z}_{\Gamma'}))| \\ & \leq |Cov(F(\mathbf{Z}_\Gamma), G(\mathbf{Z}_{\Gamma'}^{(\psi)}))| + |Cov(F(\mathbf{Z}_\Gamma), G(\mathbf{Z}_{\Gamma'} - \mathbf{Z}_{\Gamma'}^{(\psi)}))| \\ & = |E[(G(\mathbf{Z}_{\Gamma'} - \mathbf{Z}_{\Gamma'}^{(\psi)}))F(\mathbf{Z}_\Gamma)] - E[G(\mathbf{Z}_{\Gamma'} - \mathbf{Z}_{\Gamma'}^{(\psi)})]E[F(\mathbf{Z}_\Gamma)]| \\ & \leq 2\|F\|_\infty E\|G(\mathbf{Z}_{\Gamma'} - \mathbf{Z}_{\Gamma'}^{(\psi)})\| \leq 2\text{Lip}(G)\|F\|_\infty \sum_{l=1}^v E\|\mathbf{Z}_{t_{j_l}}(x_{j_l}) - \mathbf{Z}_{t_{j_l}}^{(\psi)}(x_{j_l})\| = \\ & = 2\text{Lip}(G)\|F\|_\infty v E\|\mathbf{Z}_{t_{j_1}}(x_{j_1}) - \mathbf{Z}_{t_{j_1}}^{(\psi)}(x_{j_1})\|, \end{aligned} \tag{79}$$

because an (influenced) MMAF is a stationary random field. To show that a field satisfy Definition 2.16, is then enough to prove that  $E\|\mathbf{Z}_{t_{j_1}}(x_{j_1}) - \mathbf{Z}_{t_{j_1}}^{(\psi)}(x_{j_1})\|$  in the above inequality converges to zero as  $r \rightarrow \infty$ . The proofs of Proposition 2.17 and 2.19 differ in the definition of the sequence  $\psi$  and the sets  $B_{t_{j_b}}^\psi(x_{j_b})$ .

*Proof of Proposition 2.17.* In this proof, we assume that  $B_{t_{j_b}}^\psi(x_{j_b}) = A_t(x) \setminus V_{(t,x)}^\psi$ , where  $\psi = \psi(r) := \frac{r}{\sqrt{(d+1)(c^2+1)}}$ .

(i) Using the translation invariance of  $A_t(x)$  and  $V_{(t,x)}^{(\psi)}$  we obtain

$$\begin{aligned} E\|\mathbf{Z}_{t_{j_1}}(x_{j_1}) - \mathbf{Z}_{t_{j_1}}^{(\psi)}(x_{j_1})\| & \leq \left( \int_H \int_{A_0(0) \cap V_0^\psi} \text{Var}(\Lambda') f(A, -s, -\xi)^2 d\xi ds \pi(dA) \right)^{\frac{1}{2}} \\ & = \left( \int_H \int_{-\infty}^{\frac{-r \min(1/c, 1)}{\sqrt{(d+1)(c^2+1)}}} \text{Var}(\Lambda') \int_{\|\xi\| \leq cs} f(A, -s, -\xi)^2 d\xi ds \pi(dA) \right)^{\frac{1}{2}}, \end{aligned}$$

where we have used Proposition 2.8-(ii) to bound the  $L_1$ -distance from above. Overall, we obtain

$$\theta_{lex}(r) \leq 2 \left( \int_H \int_{-\infty}^{\frac{-r \min(1/c, 1)}{\sqrt{(d+1)(c^2+1)}}} \text{Var}(\Lambda') \int_{\|\xi\| \leq cs} f(A, -s, -\xi)^2 d\xi ds \pi(dA) \right)^{\frac{1}{2}},$$

which converges to zero as  $r$  tends to infinity by applying the dominated convergence theorem.

(ii) By applying Proposition 2.8-(i) and (ii), we obtain

$$E\|\mathbf{Z}_{t_{j_1}}(x_{j_1}) - \mathbf{Z}_{t_{j_1}}^{(\psi)}(x_{j_1})\|$$

$$\begin{aligned}
&\leq \left( \int_H \int_{-\infty}^{\frac{-r \min(1/c, 1)}{\sqrt{(d+1)(c^2+1)}}} \text{Var}(\Lambda') \int_{\|\xi\| \leq cs} f(A, -s, -\xi)^2 d\xi ds \pi(dA) \right. \\
&\quad \left. + \left( \int_H \int_{-\infty}^{\frac{-r \min(1/c, 1)}{\sqrt{(d+1)(c^2+1)}}} \mathbb{E}(\Lambda') \int_{\|\xi\| \leq cs} f(A, -s, -\xi) d\xi ds \pi(dA) \right)^2 \right)^{\frac{1}{2}}.
\end{aligned}$$

Finally, we proceed similarly to proof (i) and obtain the desired bound.

(iii) We apply now Proposition 2.8-(iii). Then,

$$\begin{aligned}
&E[|Z_{t_{j_1}}(x_{j_1}) - Z_{t_{j_1}}^{(\psi)}(x_{j_1})|] \\
&\leq \left( \int_S \int_{-\infty}^{\frac{-r \min(1/c, 1)}{\sqrt{(d+1)(c^2+1)}}} \int_{\|\xi\| \leq cs} |f(A, -s, -\xi) \gamma_0| d\xi ds \pi(dA) \right. \\
&\quad \left. + \int_H \int_{-\infty}^{\frac{-r \min(1/c, 1)}{\sqrt{(d+1)(c^2+1)}}} \int_{\|\xi\| \leq cs} \int_{\mathbb{R}} |f(A, -s, -\xi) y| \nu(dy) d\xi ds \pi(dA) \right).
\end{aligned}$$

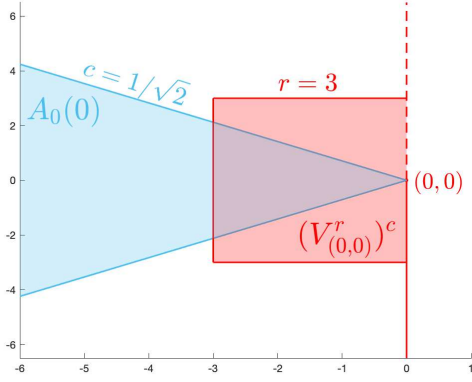
The bound for the  $\theta$ -lex-coefficients is obtained following the proof line in (i). ■

*Proof of Proposition 2.19.* (i) W.l.o.g., let us determine the truncated set when  $(t_{j_b}, x_{j_b}) = (0, 0)$ . We use, to this end, two auxiliary ambit sets translated by a value  $\psi > 0$  along the spatial axis, namely, the cones  $A_0(\psi)$  and  $A_0(-\psi)$ , as illustrated in Figure 5-(a),(c) for  $c \leq 1$  and in Figure 5-(b),(d) for  $c > 1$ . Then, we set the truncated integration set to  $B_0^\psi(0) = A_0(0) \setminus (A_0(\psi) \cup A_0(-\psi))$ . Since  $(t_{i_a}, x_{i_a}) \in V_{(0,0)}^r$ , it is sufficient to choose  $\psi$  such that the integration set of  $Z_0^{(\psi)}(0)$  is a subset of  $(V_{(0,0)}^r)^c$ . To this end, the three intersecting points  $(\frac{-\psi}{2c}, \frac{-\psi}{2})$ ,  $(\frac{-\psi}{c}, 0)$  and  $(\frac{-\psi}{2c}, \frac{\psi}{2})$  have to be inside the set  $(V_{(0,0)}^r)^c$ , as illustrated in Figure 5-(e) for  $c \leq 1$  and in Figure 5-(f) for  $c > 1$ . Clearly, this leads to the conditions  $\psi \leq rc$ ,  $\psi \leq 2r$  and  $\psi \leq 2rc$ , which are satisfied for  $\psi = r \min(2, c)$ . Hence, by using Proposition 2.8-(ii), we have that

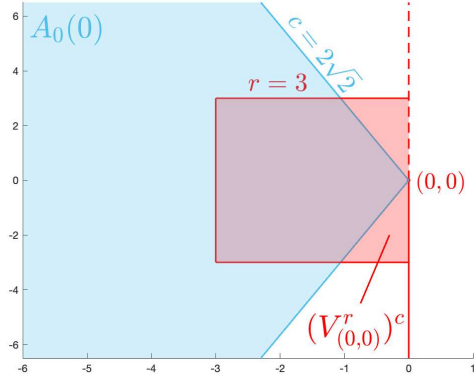
$$\begin{aligned}
\theta_{lex}(r) &\leq 2\text{Var}(\Lambda')^{1/2} \left( \int_0^\infty \int_{A_0(0) \cap (A_0(\psi) \cup A_0(-\psi))} f(A, -s)^2 ds d\xi \pi(d\lambda) \right)^{1/2} \\
&= 2\text{Var}(\Lambda')^{1/2} \left( \int_0^\infty \int_{A_0(0) \cap A_0(\psi)} f(A, -s)^2 ds d\xi \pi(d\lambda) + \int_0^\infty \int_{A_0(0) \cap A_0(-\psi)} f(A, -s)^2 ds d\xi \pi(d\lambda) \right. \\
&\quad \left. - \int_0^\infty \int_{A_0(0) \cap A_0(\psi) \cap A_0(-\psi)} f(A, -s)^2 ds d\xi \pi(d\lambda) \right)^{1/2} \\
&\leq 2\sqrt{2\text{Cov}(Z_0(0), Z_0(r \min(2, c)))}.
\end{aligned}$$

which converges to zero as  $r \rightarrow \infty$  for the dominated convergence theorem.

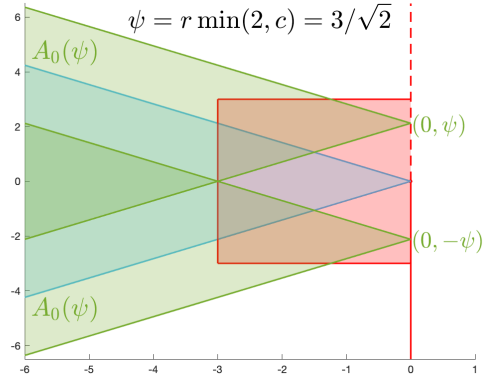
(ii) In this proof, we indicate the spatial components and write  $x_{i_a} = (y_{i_a}, z_{i_a}) \in \mathbb{R} \times \mathbb{R}$  and  $x_{j_b} = (y_{j_b}, z_{j_b}) \in \mathbb{R} \times \mathbb{R}$  for  $a \in \{1, \dots, u\}$  and  $b \in \{1, \dots, v\}$ . W.l.o.g., let us then determine the truncated set when  $(t_{j_b}, y_{j_b}, z_{j_b}) = (0, 0, 0)$ . To this end, we use four additional ambit sets that are translated by a value  $\psi > 0$  along both spatial axis, namely, the cones  $A_0(\psi, \psi)$ ,  $A_0(\psi, -\psi)$ ,  $A_0(-\psi, \psi)$  and



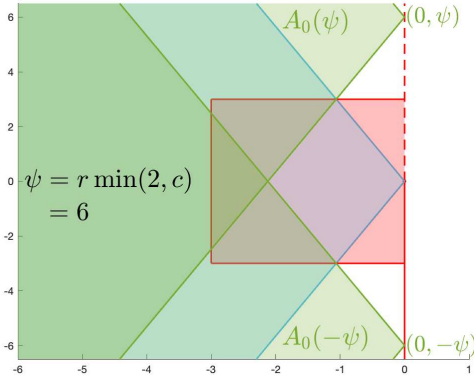
(a) Integration set  $A_0(0)$  for  $c = 1/\sqrt{2}$  together with the complement of  $V_{(0,0)}^r$  for  $r = 3$ .



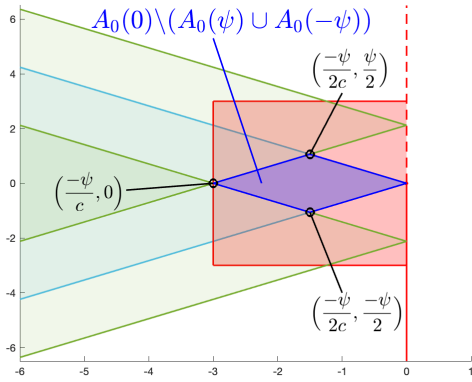
(b) Integration set  $A_0(0)$  for  $c = 2\sqrt{2}$  together with the complement of  $V_{(0,0)}^r$  for  $r = 3$ .



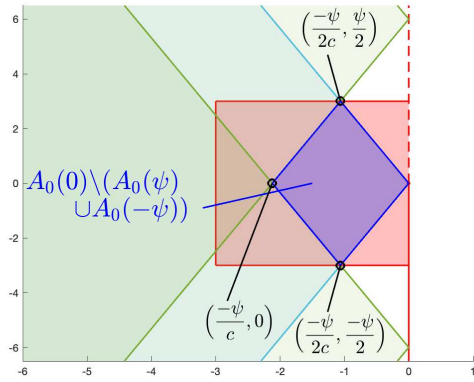
(c) Integration set  $A_0(0)$  together with  $A_0(\psi)$  and  $A_0(-\psi)$  for  $\psi = r \min(2, c)$ .



(d) Integration set  $A_0(0)$  together with  $A_0(\psi)$  and  $A_0(-\psi)$  for  $\psi = r \min(2, c)$ .



(e) Integration set of  $\mathbf{Z}_0^{(\psi)}(0)$  together with the complement of  $V_{(0,0)}^r$ .



(f) Integration set of  $\mathbf{Z}_0^{(\psi)}(0)$  together with the complement of  $V_{(0,0)}^r$ .

Figure 5: Integration set and truncated integration set of an MMAF  $\mathbf{Z}_t(x)$ , exemplary for  $(t, x) = (0, 0)$ .

$A_0(-\psi, -\psi)$ , as illustrated in Figure 7-(c) for  $c \leq 1$  and in Figure 7-(d) for  $c > 1$ ). Then, we set the truncated integration set to  $B_0^\psi(0) = A_0(0, 0) \setminus (A_0(\psi, \psi) \cup A_0(\psi, -\psi) \cup A_0(-\psi, \psi) \cup A_0(-\psi, -\psi))$ . Since  $(t_{i_a}, y_{i_a}, z_{i_a}) \in V_{(0,0,0)}^r$ , it is sufficient to choose  $\psi$  such that the integration set of  $\mathbf{Z}_0^{(\psi)}(0, 0)$  is a subset of  $(V_{(0,0,0)}^r)^c$ , i.e.

$$\sup_{b \in B_0^\psi(0)} \|b\|_\infty \leq r. \quad (80)$$

In the following we prove that the choice  $\psi = r \min(1, c/\sqrt{2})$  is sufficient for (80) to hold. We investigate cross sections of the truncated integration set  $B_0^\psi(0)$  along the time axis. For a fixed time point  $t$ , we call this cross-section  $B^t$  and, similarly, we denote the cross-section of an ambit set by  $A^t$ . Note that the cross sections of our ambit sets along the time axis are circles with radius  $|ct|$  (see also Figure 6).

$t \in \left(\frac{-\psi}{\sqrt{2}c}, 0\right]$ : As the distance between the center of the circle  $A_0^t(0, 0)$  and the centers of the circles  $A_0^t(\psi, \psi)$ ,  $A_0^t(-\psi, \psi)$ ,  $A_0^t(\psi, -\psi)$ ,  $A_0^t(-\psi, -\psi)$  is  $\sqrt{2}\psi$ , respectively, the set  $A_0^t(0, 0)$  (which is a circle with radius  $|ct|$ ) is disjoint from every of the additional ambit sets' cross-sections at  $t$  and hence  $B^t = A_0^t(0, 0)$  (see Figure 6-(a)). Clearly, we obtain

$$\sup_{t \in \left(-\psi/(\sqrt{2}c), 0\right]} \sup_{b \in B^t} \|b\| = \sup_{t \in \left(-\psi/(\sqrt{2}c), 0\right]} \max(c|t|, |t|) = \max\left(\frac{\psi}{\sqrt{2}}, \frac{\psi}{\sqrt{2}c}\right). \quad (81)$$

$t \in \left(\frac{-\psi}{c}, \frac{-\psi}{\sqrt{2}c}\right]$ : For such  $t$  the set  $A_0^t(0, 0)$  intersects with every additional ambit sets' cross-section (see Figure 6-(b)). However, as the additional ambit sets' cross-sections do not intersect with each other, the point  $p_1(t) = (t, c|t|, 0) \in B^t$  on the boundary of  $A_0^t(0, 0)$  (see the red point in Figure 6-(b)) is not excluded from  $B^t$  by any additional ambit set. Note that symmetry makes it sufficient to look at  $p_1(t)$ . Hence, we obtain

$$\sup_{t \in \left(-\psi/c, -\psi/(\sqrt{2}c)\right]} \sup_{b \in B^t} \|b\| = \sup_{t \in \left(-\psi/c, -\psi/(\sqrt{2}c)\right]} \|p_1(t)\| = \max\left(\psi, \frac{\psi}{c}\right). \quad (82)$$

$t \in \left(\frac{-\sqrt{2}\psi}{c}, \frac{-\psi}{c}\right]$ : For such  $t$  the set  $A_0^t(0, 0)$  intersects with every additional ambit sets' cross-section. Such intersection additionally restrict  $A_0^t(0, 0)$  (see Figure 6-(c)). Straightforward calculations show that the point where the boundaries of  $A_0^t(-\psi, \psi)$  and  $A_0^t(-\psi, -\psi)$  as well as the set  $A_0^t(0, 0)$  intersect, say  $p_2(t)$ , is given by  $(t, 0, \psi - \sqrt{(ct)^2 - \psi^2})$  (see red point in Figure 6-(c)). Note that symmetry makes it sufficient to look at  $p_2(t)$ . We obtain

$$\sup_{t \in \left(-\sqrt{2}\psi/c, -\psi/c\right]} \sup_{b \in B^t} \|b\| = \sup_{t \in \left(-\sqrt{2}\psi/c, -\psi/c\right]} \|p_2(t)\| = \max\left(\psi, \frac{\sqrt{2}\psi}{c}\right). \quad (83)$$

$t \leq \frac{-\sqrt{2}\psi}{c}$ : In the following, we show that for such  $t$ , the set  $A^t(0, 0)$  is entirely included in the union of the additional ambit sets' cross sections. Clearly, this is true if the upper point where the boundaries of  $A_0^t(-\psi, \psi)$  and  $A_0^t(-\psi, -\psi)$  intersect, say  $p_3(t)$ , is outside of  $A_0^t(0, 0)$  (see the red point in Figure 6-(d)). Note that symmetry makes it sufficient to look at  $p_3(t)$ . As straightforward



calculations show that  $p_3(t) = (t, 0, \psi + \sqrt{(ct)^2 - \psi^2})$ , this is true if  $\psi + \sqrt{(ct)^2 - \psi^2} \geq c|t|$ , or equivalently  $(\psi + \sqrt{(ct)^2 - \psi^2})^2 \geq (ct)^2$ . Moreover, we have

$$\psi^2 + 2\psi\sqrt{(ct)^2 - \psi^2} + (ct)^2 - \psi^2 \geq (ct)^2 \iff \psi \geq 0. \quad (84)$$

In view of condition (80) we combine (81), (82) and (83) and set  $\psi = r \min(1, c/\sqrt{2})$ , which also satisfies (84).

In addition to the cross sectional views from Figure 6, we give a full three-dimensional view of the set  $B_0^\psi(0)$  for  $c \leq 1$  in Figure 7-(e) and for  $c > 1$  in Figure 7-(f) that highlight the points on the boundary of  $B_0^\psi(0)$  with maximal  $\infty$ -norm for  $\psi = r \min(1, c/\sqrt{2})$ .

Therefore, because of Proposition 2.8-(ii), we can conclude that

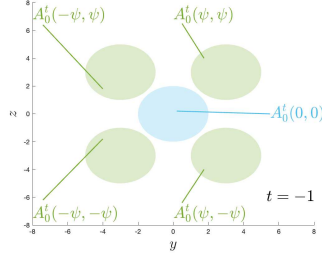
$$\begin{aligned} \theta_{lex}(r) &\leq 2Var(\Lambda')^{1/2} \left( \int_0^\infty \int_{A_0(0,0) \cap (A_0(\psi,\psi) \cup A_0(-\psi,\psi) \cup A_0(\psi,-\psi) \cup A_0(-\psi,-\psi))} f(A, -s)^2 ds d\xi \pi(d\lambda) \right)^{1/2} \\ &= 2Var(\Lambda')^{1/2} \left( \int_0^\infty \int_{A_0(0,0) \cap A_0(\psi,\psi)} f(A, -s)^2 ds d\xi \pi(d\lambda) \right. \\ &\quad + \int_0^\infty \int_{A_0(0,0) \cap A_0(-\psi,\psi)} f(A, -s)^2 ds d\xi \pi(d\lambda) \\ &\quad + \int_0^\infty \int_{A_0(0,0) \cap A_0(\psi,-\psi)} f(A, -s)^2 ds d\xi \pi(d\lambda) \\ &\quad + \int_0^\infty \int_{A_0(0,0) \cap A_0(-\psi,-\psi)} f(A, -s)^2 ds d\xi \pi(d\lambda) \\ &\quad - \int_0^\infty \int_{A_0(0) \cap A_0(\psi,-\psi) \cap A_0(-\psi,-\psi)} f(A, -s)^2 ds d\xi \pi(d\lambda) \\ &\quad - \int_0^\infty \int_{A_0(0) \cap A_0(-\psi,\psi) \cap (A_0(\psi,-\psi) \cup A_0(-\psi,-\psi))} f(A, -s)^2 ds d\xi \pi(d\lambda) \\ &\quad \left. - \int_0^\infty \int_{A_0(0) \cap A_0(\psi,\psi) \cap (A_0(-\psi,\psi) \cup A_0(\psi,-\psi) \cup A_0(-\psi,-\psi))} f(A, -s)^2 ds d\xi \pi(d\lambda) \right)^{1/2} \\ &\leq 2\sqrt{2Cov(\mathbf{Z}_0(0,0), \mathbf{Z}_0(\psi,\psi)) + 2Cov(\mathbf{Z}_0(0,0), \mathbf{Z}_0(\psi,-\psi))}. \end{aligned}$$

which converges to zero as  $r \rightarrow \infty$  for the dominated convergence theorem. ■

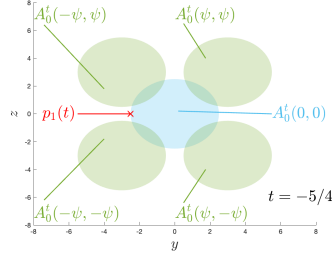
## B.2 Proofs of Section 3

*Proof of Proposition 3.4.* We drop the bold notations indicating random fields and stochastic processes in the following. Let  $h \in \mathcal{H}$ , we call  $L_i = L(h(X_i), Y_i)$  for  $i \in \mathbb{Z}$ ,  $Z_t^{(M)}(x) := Z_t(x) \wedge M$  for  $M > 1$ , and  $L^{(M)} = (L(h(X_i^{(M)}), Y_i^{(M)}))_{i \in \mathbb{Z}}$  where

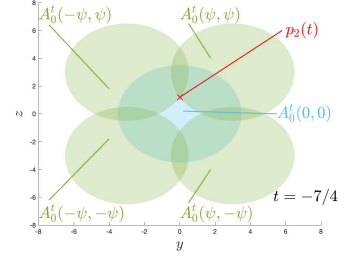
$$X_i^{(M)} = L_p^{-(M)}(t_0 + ia, x^*), \quad \text{and} \quad Y_i^{(M)} = Z_{t_0+ia}^{(M)}(x^*), \quad \text{for } i \in \mathbb{Z},$$



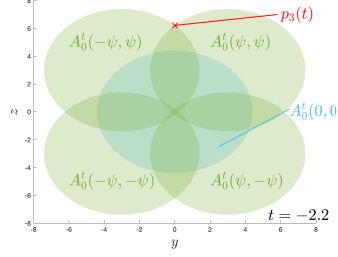
(a) Cross sections of the auxiliary ambit sets and  $A_0^t(0,0)$  for  $t = -1$  and  $c = 2$ .



(b) Cross sections of the auxiliary ambit sets and  $A_0^t(0,0)$  for  $t = -5/4$  and  $c = 2$ .



(c) Cross sections of the auxiliary ambit sets and  $A_0^t(0,0)$  for  $t = -7/4$  and  $c = 2$ .



(d) Cross sections of the auxiliary ambit sets and  $A_0^t(0,0)$  for  $t = -2.2$  and  $c = 2$ .

Figure 6: Cross sections of the auxiliary ambit sets and  $A_0^t(0,0)$  at different time points for  $\psi = 3$ .

where

$$L_p^-(M)(t, x) = \{Z_s^{(M)}(\xi) : (s, \xi) \in \mathbb{Z} \times \mathbb{L}, \|x - \xi\| \leq c(t - s) \text{ and } t - s \leq p\}.$$

For  $u \in \mathbb{N}$ ,  $i_1 \leq i_2 \leq \dots \leq i_u \leq i_u + k = j$  with  $k \in \mathbb{N}$ , let us consider the marginal of the field

$$\left( (X_{i_1}, Y_{i_1}), \dots, (X_{i_u}, Y_{i_u}), (X_j, Y_j) \right), \quad (85)$$

and let us define

$$\Gamma = \{(t_i, x_i) \in \mathbb{Z}^{1+d} : Z_{t_i}(x_i) \in L_p^-(t_0 + i_s a, x^*) \text{ or } (t_i, x_i) = (t_0 + i_s a, x^*) \text{ for } s = 1, \dots, u\},$$

and

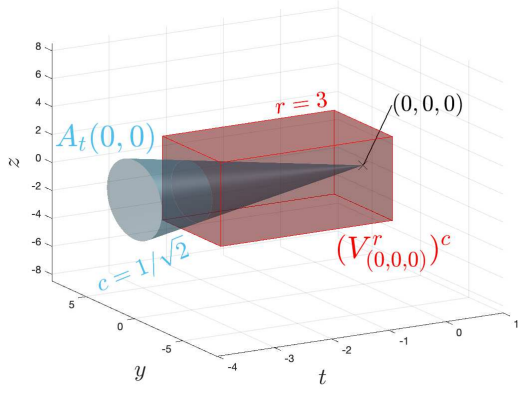
$$\Gamma' = \{(t_i, x_i) \in \mathbb{Z}^{1+d} : Z_{t_i}(x_i) \in L_p^-(t_0 + j a, x^*) \text{ or } (t_i, x_i) = (t_0 + j a, x^*)\}.$$

Then  $r = \text{dist}(\Gamma, \Gamma')$ . In particular  $\Gamma \subset V_{\Gamma'}^r$ , and  $r = (j - i_u)a - p$ . For  $F \in \mathcal{G}_u^*$  and  $G \in \mathcal{G}_1$ , then

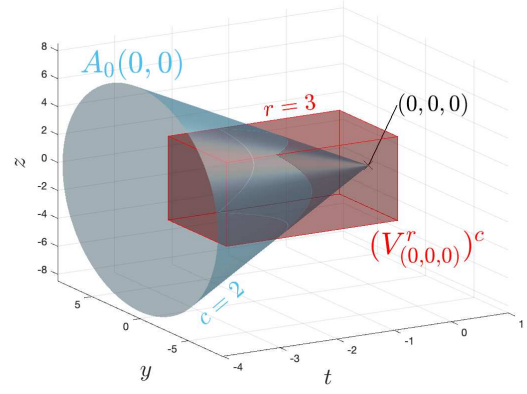
$$|\text{Cov}(F(L_{i_1}, \dots, L_{i_u}), G(L_j))| \quad (86)$$

$$\leq |\text{Cov}(F(L_{i_1}, \dots, L_{i_u}), G(L_j) - G(L_j^{(M)}))| \quad (87)$$

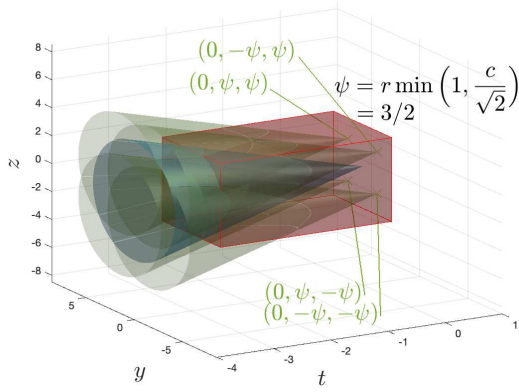
$$+ |\text{Cov}(F(L_{i_1}, \dots, L_{i_u}), G(L_j^{(M)}))|. \quad (88)$$



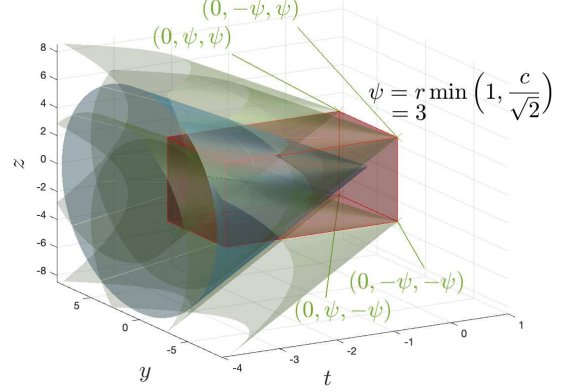
(a) Integration set  $A_0(0,0)$  for  $c = 1/\sqrt{2}$  together with the complement of  $V_{(0,0,0)}^r$  for  $r = 3$ .



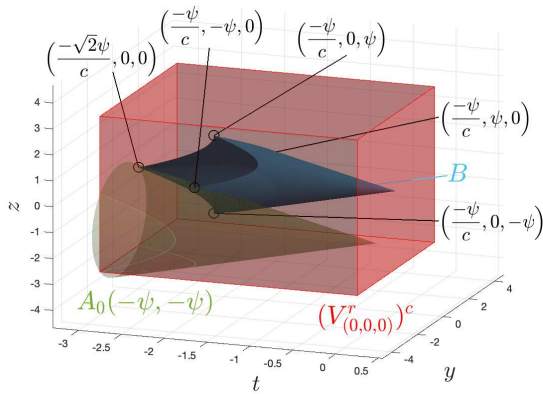
(b) Integration set  $A_0(0,0)$  for  $c = 2$  together with the complement of  $V_{(0,0,0)}^r$  for  $r = 3$ .



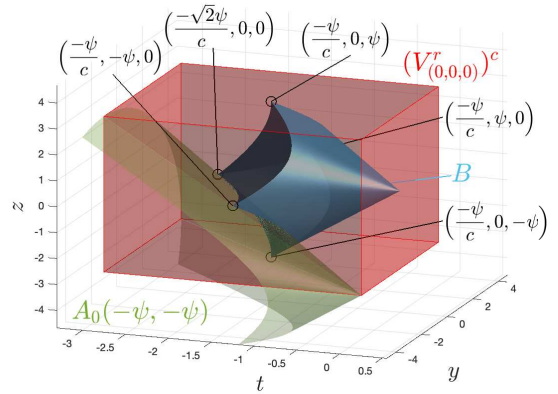
(c) Integration set  $A_0(0,0)$  together with  $A_0(\psi, \psi)$ ,  $A_0(-\psi, \psi)$ ,  $A_0(\psi, -\psi)$  and  $A_0(-\psi, -\psi)$  for  $\psi = r \min(1, c/\sqrt{2})$ .



(d) Integration set  $A_0(0,0)$  together with  $A_0(\psi, \psi)$ ,  $A_0(-\psi, \psi)$ ,  $A_0(\psi, -\psi)$  and  $A_0(-\psi, -\psi)$  for  $\psi = r \min(1, c/\sqrt{2})$ .



(e)  $B$  is the integration set of  $Z_0^{(\psi)}(0,0)$ . In addition, we illustrate  $A_0(-\psi, -\psi)$  for  $c = 1/\sqrt{2}$  together with the complement of  $V_{(0,0,0)}^r$  for  $r = 3$ .



(f)  $B$  is the integration set of  $Z_0^{(\psi)}(0,0)$ . In addition, we illustrate  $A_0(-\psi, -\psi)$  for  $c = 2$  together with the complement of  $V_{(0,0,0)}^r$  for  $r = 3$ .

Figure 7: Integration set and truncated integration set of an MMAF  $Z_t(y, z)$  for  $d = 2$ .

The summand (87) is less than or equal to

$$\begin{aligned} 2\|F\|_\infty \text{Lip}(G)\mathbb{E}[|L_j - L_j^{(M)}|] &\leq 2\|F\|_\infty \text{Lip}(G)(\mathbb{E}[|Y_j - Y_j^{(M)}|] + \mathbb{E}[|h(X_j) - h(X_j^{(M)})|]) \\ &\leq 2\|F\|_\infty \text{Lip}(G)(\text{Lip}(h)a(p, c) + 1)\mathbb{E}[|Z_{t_1}(x_1) - Z_{t_1}^{(M)}(x_1)|] \end{aligned}$$

by stationarity of the field  $Z$ , and because  $L$  and  $h$  are Lipschitz functions. Moreover, the function  $G(L_j^{(M)})$  belongs to  $\mathcal{G}_{a(p, c)+1}$ . Let  $(X, Y), (X', Y') \in \mathbb{R}^{a(p, c)+1}$ , then

$$\begin{aligned} |G(L(h(X^{(M)}), Y^{(M)})) - G(L(h(X'^{(M)}), Y'^{(M)}))| &\leq \text{Lip}(G)|L(h(X^{(M)}), Y^{(M)}) - L(h(X'^{(M)}), Y'^{(M)})| \\ &\leq \text{Lip}(G)(|h(X^{(M)}) - h(X'^{(M)})| + |Y^{(M)} - Y'^{(M)}|) \\ &\leq \text{Lip}(G)(\text{Lip}(h) + 1)(\|X - X'\|_1 + |Y - Y'|), \end{aligned}$$

and  $\text{Lip}(G(L_j^{(M)})) \leq \text{Lip}(G)(\text{Lip}(h) + 1)$ .

Because  $Z$  is a  $\theta$ -lex weakly dependent random field, (88) is less than or equal to

$$\tilde{d}\|F\|_\infty \text{Lip}(G)(\text{Lip}(h) + 1)\theta_{lex}(r).$$

We choose now  $M = r$  and obtain that (86) is less than or equal than

$$\|F\|_\infty \text{Lip}(G)\tilde{d}(\text{Lip}(h)a(p, c) + 1)\left(\frac{2}{d}\mathbb{E}[|Z_{t_1}(x_1) - Z_{t_1}^{(r)}(x_1)|] + \theta_{lex}(r)\right).$$

The quantity above converges to zero as  $r \rightarrow \infty$ . Therefore,  $(L_i)_{i \in \mathbb{Z}}$  is a  $\theta$ -weakly dependent process.  $\blacksquare$

*Proof of Proposition 3.7.* We drop the bold notations indicating random fields and stochastic processes in the following. We call  $L_i = L(h(X_i), Y_i)$  for  $i \in \mathbb{Z}$ , as defined in Proposition 2.17. Moreover we will use the notation  $Z_t^{(\psi)}(x)$  to indicate a truncated of the field  $Z$  and  $L^{(\psi)} = (L(h_\beta(X_i^{(\psi)}), Y_i^{(\psi)}))_{i \in \mathbb{Z}}$  where

$$X_i^{(\psi)} = L_p^{-(\psi)}(t_0 + ia, x^*), \quad \text{and} \quad Y_i^{(\psi)} = Z_{t_0+ia}^{(\psi)}(x^*), \quad \text{for } i \in \mathbb{Z},$$

where

$$L_p^{-(\psi)}(t, x) = \{Z_s^{(\psi)}(\xi) : (s, \xi) \in \mathbb{Z} \times \mathbb{L}, \|x - \xi\| \leq c(t - s) \text{ and } t - s \leq p\}.$$

For  $u \in \mathbb{N}$ ,  $i_1 \leq i_2 \leq \dots \leq i_u \leq i_u + k = j$  with  $k \in \mathbb{N}$ , let us consider the marginal of the field

$$\left((X_{i_1}, Y_{i_1}), \dots, (X_{i_u}, Y_{i_u}), (X_j, Y_j)\right), \tag{89}$$

and let us define

$$\Gamma = \{(t_i, x_i) \in \mathbb{Z}^{1+d} : Z_{t_i}(x_i) \in L_p^-(t_0 + i_s a, x^*) \text{ or } (t_i, x_i) = (t_0 + i_s a, x^*) \text{ for } s = 1, \dots, u\},$$

and

$$\Gamma' = \{(t_i, x_i) \in \mathbb{Z}^{1+d} : Z_{t_i}(x_i) \in L_p^-(t_0 + j a, x^*) \text{ or } (t_i, x_i) = (t_0 + i_s a, x^*)\}.$$

Then  $r = \text{dist}(\Gamma, \Gamma')$ . In particular  $\Gamma \subset V_{\Gamma'}^r$ , and  $r = (j - i_u)a - p$ . For  $F \in \mathcal{G}_u^*$  and  $G \in \mathcal{G}_1$ , then

$$|Cov(F(L_{i_1}, \dots, L_{i_u}), G(L_j))| \leq |Cov(F(L_{i_1}, \dots, L_{i_u}), G(L_j) - G(L_j^{(\psi)}))| \quad (90)$$

$$+ |Cov(F(L_{i_1}, \dots, L_{i_u}), G(L_j^{(\psi)}))|. \quad (91)$$

The summand (91) is equal to zero because  $\Gamma \subset V_{\Gamma'}^r$ , see proof of Proposition 2.19 for more details about this part of the proof. We can then bound (90) from above by

$$2\|F\|_{\infty} Lip(G) \mathbb{E}[|L_j - L_j^{(\psi)}|] \leq 2\|F\|_{\infty} Lip(G) (\mathbb{E}[|Y_j - Y_j^{(\psi)}|] + \mathbb{E}[|h(X_j) - h(X_j^{(\psi)})|]) \quad (92)$$

$$\leq 2\|F\|_{\infty} Lip(G) (Lip(h)a(p, c) + 1) \mathbb{E}[|Z_{t_1}(x_1) - Z_{t_1}^{(\psi)}(x_1)|] \quad (93)$$

where (92) holds because  $L$  is a function with Lipschitz constant equal to one, and (93) holds given that  $h \in \mathcal{L}(\mathbb{R}^{a(p, c)})$ .

In this case, we work with linear functions,

$$\mathbb{E}[|h_{\beta}(X_j) - h_{\beta}(X_j^{(\psi)})|] = \mathbb{E}\left[\left|\sum_{l=1}^{a(p, c)} \beta_{1, l}(Z_{t_l}(x_l) - Z_{t_l}^{(\psi)}(x_l))\right|\right]. \quad (94)$$

By stationarity of the field  $Z$ , we have that (94) is smaller or equal than  $\|\beta_1\|_1 \mathbb{E}[|Z_{t_1}(x_1) - Z_{t_1}^{(\psi)}(x_1)|]$ . On overall, we have that (90) is smaller or equal than

$$2\|F\|_{\infty} Lip(G) (Lip(h)a(p, c) + 1) \mathbb{E}[|Z_{t_1}(x_1) - Z_{t_1}^{(\psi)}(x_1)|] \text{ for } h \text{ a Lipschitz function,}$$

or it is smaller or equal than

$$2\|F\|_{\infty} Lip(G) (\|\beta_1\|_1 + 1) \mathbb{E}[|Z_{t_1}(x_1) - Z_{t_1}^{(\psi)}(x_1)|] \text{ for } h_{\beta} \text{ a linear function.}$$

Because of the properties of the truncated field  $Z_{t_1}^{(\psi)}(x_1)$ , we have that the above bounds converge to zero as  $r \rightarrow \infty$ . Therefore,  $L$  is a  $\theta$ -weakly dependent process.  $\blacksquare$

The proof of Proposition 3.8 is based on a blocks technique used in the papers [34] and [44]. Such results are based on the use of several lemmas. To ease the complete understanding of the proof of Proposition 3.8, we prove these Lemmas below, given that they undergo several modifications in our framework. Let us start by partitioning a set  $\{1, 2, \dots, m\}$  into  $k$  blocks. Each block will contain  $l = \lfloor \frac{m}{k} \rfloor$  terms. Let  $h = m - kl < k$  denote the remainder when we divide  $m$  by  $k$ . We now construct  $k$  blocks such that the number of elements in the  $j$ th-block is defined by

$$\bar{l}_j = \begin{cases} l + 1 & \text{if } j = 1, 2, \dots, h \\ l & \text{if } j = h + 1, \dots, k \end{cases}.$$

Let  $(\mathbf{U}_i)_{i \in \mathbb{Z}}$  a stationary process, and  $\mathbf{V}_m = \sum_{i=1}^m \mathbf{U}_i$ , for  $j = 1, \dots, k$  we define the  $j$ -th block as

$$\mathbf{V}_{j,m} = \mathbf{U}_j + \mathbf{U}_{j+k} + \dots + \mathbf{U}_{j+(\bar{l}_j-1)k} = \sum_{i=1}^{\bar{l}_j} \mathbf{U}_{j+(i-1)k}$$

such that

$$\mathbf{V}_m = \sum_{j=1}^k \mathbf{V}_{j,m} = \sum_{j=1}^k \sum_{i=1}^{\bar{l}_j} \mathbf{U}_{j+(i-1)k}.$$

For  $j = 1, 2, \dots, k$ , let us define  $p_j = \frac{\bar{l}_j}{m}$ . It follows that  $\sum_{j=1}^k p_j = \frac{1}{m} \sum_{j=1}^k \bar{l}_j = 1$ .

**Lemma B.1.** *For all  $s \in \mathbb{R}$*

$$\mathbb{E} \left[ \exp \left( s \frac{\mathbf{V}_m}{m} \right) \right] \leq \sum_{j=1}^k p_j \mathbb{E} \left[ \exp \left( s \frac{\mathbf{V}_{j,m}}{\bar{l}_j} \right) \right]$$

The proof of the result above is due to Hoeffding [35].

**Lemma B.2.** *Let the assumptions of Proposition 3.8 hold and define the process  $(\mathbf{U}_i)_{i \in \mathbb{Z}}$  such that  $\mathbf{U}_i := f(\mathbf{X}_i) - \mathbb{E}[f(\mathbf{X}_i)]$ . For all  $j = 1, 2, \dots, k$ ,  $l \geq 2$  and  $0 < s < \frac{3l}{|b-a|}$*

$$M_{\bar{l}_j}(s) = \left| \mathbb{E} \left[ \prod_{i=1}^{\bar{l}_j} \exp \left( \frac{s \mathbf{U}_{j+(i-1)k}}{\bar{l}_j} \right) \right] - \prod_{i=1}^{\bar{l}_j} \mathbb{E} \left[ \exp \left( \frac{s \mathbf{U}_{j+(i-1)k}}{\bar{l}_j} \right) \right] \right| \leq \exp \left( (l-1 + s|b-a|) \theta(k) \frac{s}{l} \right) \quad (95)$$

The same result holds when defining the process  $(\mathbf{U}_i)_{i \in \mathbb{Z}}$  for  $\mathbf{U}_i = \mathbb{E}[f(\mathbf{X}_i)] - f(\mathbf{X}_i)$ .

*Proof.* Let us first discuss the case when  $\mathbf{U}_i = f(\mathbf{X}_i) - \mathbb{E}[f(\mathbf{X}_i)]$ , we have that the process  $\mathbf{U}$  has mean zero and  $|\mathbf{U}_i| \leq |b-a|$ . Let us define  $\mathcal{F}_j = \sigma(\mathbf{U}_i, i \leq j)$ .

$$\begin{aligned} M_{\bar{l}_j} &:= \left| \mathbb{E} \left[ \prod_{i=1}^{\bar{l}_j} \exp \left( \frac{s \mathbf{U}_{j+(i-1)k}}{\bar{l}_j} \right) \right] - \prod_{i=1}^{\bar{l}_j} \mathbb{E} \left[ \exp \left( \frac{s \mathbf{U}_{j+(i-1)k}}{\bar{l}_j} \right) \right] \right| \\ &= \left| \mathbb{E} \left[ \prod_{i=1}^{\bar{l}_j-1} \exp \left( \frac{s \mathbf{U}_{j+(i-1)k}}{\bar{l}_j} \right) \mathbb{E} \left[ \exp \left( \frac{s \mathbf{U}_{j+(\bar{l}_j-1)k}}{\bar{l}_j} \right) \middle| \mathcal{F}_{j+(\bar{l}_j-2)k} \right] \right] - \prod_{i=1}^{\bar{l}_j} \mathbb{E} \left[ \exp \left( \frac{s \mathbf{U}_{j+(i-1)k}}{\bar{l}_j} \right) \right] \right| \\ &\leq \left| \mathbb{E} \left[ \prod_{i=1}^{\bar{l}_j-1} \exp \left( \frac{s \mathbf{U}_{j+(i-1)k}}{\bar{l}_j} \right) \left( \mathbb{E} \left[ \exp \left( \frac{s \mathbf{U}_{j+(\bar{l}_j-1)k}}{\bar{l}_j} \right) \middle| \mathcal{F}_{j+(\bar{l}_j-2)k} \right] - \mathbb{E} \left[ \exp \left( \frac{s \mathbf{U}_{j+(\bar{l}_j-1)k}}{\bar{l}_j} \right) \right] \right) \right] \right| \\ &\quad + \left| \mathbb{E} \left[ \exp \left( \frac{s \mathbf{U}_{j+(\bar{l}_j-1)k}}{\bar{l}_j} \right) \right] \right| \left| \mathbb{E} \left[ \prod_{i=1}^{\bar{l}_j-1} \exp \left( \frac{s \mathbf{U}_{j+(i-1)k}}{\bar{l}_j} \right) \right] - \prod_{i=1}^{\bar{l}_j-1} \mathbb{E} \left[ \exp \left( \frac{s \mathbf{U}_{j+(i-1)k}}{\bar{l}_j} \right) \right] \right| \\ &\leq \left\| \prod_{i=1}^{\bar{l}_j-1} \exp \left( \frac{s \mathbf{U}_{j+(i-1)k}}{\bar{l}_j} \right) \right\|_{\infty} \mathbb{E} \left[ \left| \mathbb{E} \left[ \exp \left( \frac{s \mathbf{U}_{j+(\bar{l}_j-1)k}}{\bar{l}_j} \right) \middle| \mathcal{F}_{j+(\bar{l}_j-2)k} \right] - \mathbb{E} \left[ \exp \left( \frac{s \mathbf{U}_{j+(\bar{l}_j-1)k}}{\bar{l}_j} \right) \right] \right| \right] \\ &\quad + \left\| \exp \left( \frac{s \mathbf{U}_{j+(\bar{l}_j-1)k}}{\bar{l}_j} \right) \right\|_{\infty} M_{\bar{l}_j-1} \end{aligned}$$

The above is then less than or equal to

$$\begin{aligned} & \exp\left(\frac{s(\bar{l}_j - 1)|b - a|}{\bar{l}_j}\right) \exp\left(\frac{-s|a|}{\bar{l}_j}\right) \mathbb{E}\left[\left[\mathbb{E}\left[\exp\left(\frac{sf(\mathbf{X}_{j+(\bar{l}_j-1)k})}{\bar{l}_j}\right)\right]\middle|\mathcal{F}_{j+(\bar{l}_j-2)k}\right]\right. \\ & \left. - \mathbb{E}\left[\exp\left(\frac{sf(\mathbf{X}_{j+(\bar{l}_j-1)k})}{\bar{l}_j}\right)\right]\right] + \exp\left(\frac{s|b - a|}{\bar{l}_j}\right) M_{\bar{l}_j-1}. \end{aligned} \quad (96)$$

Note that the function  $g(x) = \frac{\exp\left(\frac{sx}{\bar{l}_j}\right)}{\exp\left(\frac{s|b|}{\bar{l}_j}\right)^{\frac{s}{l}}}$  is in  $\mathcal{L}_1$  for each  $s$ , where  $\mathcal{A} = \{x : |x| \leq |b - a|\}$ . We then use the mixingales-type representation of the  $\theta$ -coefficients of  $f(\mathbf{X})$ , and obtain that

$$M_{\bar{l}_j} \leq \exp\left(\frac{s\bar{l}_j|b - a|}{\bar{l}_j}\right) \theta(k) \frac{s}{\bar{l}_j} + \exp\left(\frac{s|b - a|}{\bar{l}_j}\right) M_{\bar{l}_j-1}.$$

Let now,  $u = \exp\left(\frac{s|b-a|}{\bar{l}_j}\right)$ , we have that

$$\begin{aligned} M_{\bar{l}_j} & \leq \theta(k) u^{\bar{l}_j} \frac{s}{\bar{l}_j} + u M_{\bar{l}_j-1} \\ & \leq (\bar{l}_j - 2) \theta(k) u^{\bar{l}_j} \frac{s}{\bar{l}_j} + u^{\bar{l}_j-2} \left| \mathbb{E}\left[\exp\left(\frac{s\mathbf{U}_j}{\bar{l}_j}\right) \exp\left(\frac{s\mathbf{U}_{j+k}}{\bar{l}_j}\right)\right] - \mathbb{E}\left[\exp\left(\frac{s\mathbf{U}_j}{\bar{l}_j}\right)\right] \mathbb{E}\left[\exp\left(\frac{s\mathbf{U}_{j+k}}{\bar{l}_j}\right)\right] \right| \\ & \leq (\bar{l}_j - 2) \theta(k) u^{\bar{l}_j} \frac{s}{\bar{l}_j} + u^{\bar{l}_j-1} \left| \mathbb{E}\left[\exp\left(\frac{s\mathbf{U}_{j+k}}{\bar{l}_j}\right) \middle| \mathcal{F}_j\right] - \mathbb{E}\left[\exp\left(\frac{s\mathbf{U}_{j+k}}{\bar{l}_j}\right)\right] \right| \\ & \leq (\bar{l}_j - 1) \theta(k) u^{\bar{l}_j} \frac{s}{\bar{l}_j} \leq \exp\left(\bar{l}_j - 2 + s|b - a|\right) \theta(k) \frac{s}{\bar{l}_j}. \end{aligned}$$

By assumption  $\bar{l}_j \geq 2$ . Moreover, we apply the following estimation in the last inequality: for all  $x > 0$ , we have that  $\log(x) \leq x - 1$ . In conclusion, for all  $j = 1, \dots, k$  (and remembering that  $\bar{l}_j = l$  or  $\bar{l}_j = l + 1$ )

$$M_{\bar{l}_j} \leq \exp(l - 1 + s|b - a|) \theta(k) \frac{s}{l}.$$

Similar calculations apply when  $\mathbf{U}_i = \mathbb{E}[f(\mathbf{X}_i)] - f(\mathbf{X}_i)$ . ■

**Remark B.3.** Note that by showing Lemma B.2 for  $\mathbf{U}_i = \mathbb{E}[f(\mathbf{X}_i)] - f(\mathbf{X}_i)$  there is a slight change in the proof at point (96). However, in the end, the result (95) equal holds.

**Lemma B.4.** Let the Assumptions of Proposition 3.8 hold and define the process  $(\mathbf{U}_i)_{i \in \mathbb{Z}}$  such that  $\mathbf{U}_i = f(\mathbf{X}_i) - \mathbb{E}[f(\mathbf{X}_i)]$ . For all  $j = 1, 2, \dots, k$ ,  $l \geq 2$  and  $0 < s < \frac{3l}{|b-a|}$

$$\mathbb{E}\left[\exp\left(\frac{s\mathbf{V}_{j,m}}{\bar{l}_j}\right)\right] \leq \exp\left(\frac{s^2 \mathbb{E}[\mathbf{U}_1^2]}{2l\left(1 - \frac{s|b-a|}{3l}\right)}\right) + \frac{s}{l} \exp(l - 1 + s|b - a|) \theta(k)$$

The same result holds when defining the process  $(\mathbf{U}_i)_{i \in \mathbb{Z}}$  for  $\mathbf{U}_i = \mathbb{E}[f(\mathbf{X}_i)] - f(\mathbf{X}_i)$ .

*Proof.*

$$\begin{aligned}
\mathbb{E}\left[\exp\left(\frac{s\mathbf{V}_{j,m}}{\bar{l}_j}\right)\right] &= \mathbb{E}\left[\exp\left(\sum_{i=1}^{\bar{l}_j} \frac{s\mathbf{U}_{j+(i-1)k}}{\bar{l}_j}\right)\right] \leq \prod_{i=1}^{\bar{l}_j} \mathbb{E}\left[\exp\left(\frac{s\mathbf{U}_{j+(i-1)k}}{\bar{l}_j}\right)\right] \\
&\quad + \left|\mathbb{E}\left[\prod_{i=1}^{\bar{l}_j} \exp\left(\frac{s\mathbf{U}_{j+(i-1)k}}{\bar{l}_j}\right)\right] - \prod_{i=1}^{\bar{l}_j} \mathbb{E}\left[\exp\left(\frac{s\mathbf{U}_{j+(i-1)k}}{\bar{l}_j}\right)\right]\right| \\
&= \mathbb{E}\left[\exp\left(\frac{s\mathbf{U}_{j+(i-1)k}}{\bar{l}_j}\right)\right]^{\bar{l}_j} + M_{\bar{l}_j} \tag{97}
\end{aligned}$$

We have that  $\mathbb{E}[\mathbf{U}_{j+(i-1)k}] = 0$  by definition of the process  $\mathbf{U}$ , and  $\frac{\mathbf{U}_{j+(i-1)k}}{\bar{l}_j}$  satisfies the Bernstein moment condition (Remark A1 [44]) with  $K_1 = \frac{|b-a|}{3\bar{l}_j}$ . Hence, for  $\bar{l}_j \geq 2$  and  $0 < s < \frac{3\bar{l}_j}{|b-a|}$

$$\mathbb{E}\left[\exp\left(\frac{s\mathbf{U}_{j+(i-1)k}}{\bar{l}_j}\right)\right] \leq \exp\left(\frac{s^2\mathbb{E}[(\mathbf{U}_{j+(i-1)k}/\bar{l}_j)^2]}{2\left(1 - \frac{s|b-a|}{3\bar{l}_j}\right)}\right). \tag{98}$$

Because  $\bar{l}_j \geq l$ , we can conclude that the inequality above holds for  $l \geq 2$ . Moreover, by stationarity of the process  $\mathbf{U}$  and since for all  $j = 1, 2, \dots, k$ , we can bound (97) uniformly with respect to the index  $j$  by using Lemma B.2, and noticing that

$$0 < s < \frac{3l}{|b-a|} \leq \frac{3\bar{l}_j}{|b-a|},$$

and then

$$\left(1 - \frac{s|b-a|}{3\bar{l}_j}\right) \geq \left(1 - \frac{s|b-a|}{3l}\right).$$

The same proof applies when defining  $\mathbf{U}_i = \mathbb{E}[f(\mathbf{X}_i)] - f(\mathbf{X}_i)$ . ■

*Proof of Proposition 3.8.* By combining Lemmas B.1, B.2, B.4, we can show the bound for the Laplace transform of the process  $\mathbf{U} := f(\mathbf{X}) - \mathbb{E}[f(\mathbf{X})]$  for  $0 < s < \frac{3l}{|b-a|}$  is given by:

$$\begin{aligned}
\mathbb{E}\left[\exp\left(s\frac{1}{m}\sum_{i=1}^m f(\mathbf{X}_i) - \mathbb{E}[f(\mathbf{X}_i)]\right)\right] &= \mathbb{E}\left[\exp\left(s\frac{1}{m}\sum_{i=1}^m \mathbf{U}_i\right)\right] = \mathbb{E}\left[\exp\left(\frac{s}{m}\sum_{j=1}^k \mathbf{V}_{j,m}\right)\right] \\
&= \mathbb{E}\left[\exp\left(\frac{s}{m}\sum_{j=1}^k \sum_{i=1}^{\bar{l}_j} \mathbf{U}_{j+(i-1)k}\right)\right] \\
&\leq \sum_{j=1}^k p_j \mathbb{E}\left[\exp\left(\frac{s\mathbf{V}_{j,m}}{\bar{l}_j}\right)\right] \tag{99}
\end{aligned}$$

$$\leq \exp\left(\frac{s^2 \text{Var}(f(\mathbf{X}_1))}{2l\left(1 - \frac{s|b-a|}{3l}\right)}\right) + \frac{s}{l} \exp(l-1 + s|b-a|)\theta(k), \tag{100}$$



where  $\mathbf{V}_{j,m} = \sum_{i=1}^{\bar{l}_j} \mathbf{U}_{j+(i-1)k}$ . The inequalities (99) and (100) hold because of Lemma B.1 and Lemma B.4, respectively. We have then proved the inequality (42). The same proof applies for showing the bound (43) by defining  $\mathbf{U}_i = \mathbb{E}[f(\mathbf{X}_i)] - f(\mathbf{X}_i)$ . ■

*Proof of Proposition 3.10.* Let us choose  $f(s) = \frac{s}{\epsilon}$  for  $0 < s < \epsilon$ , which satisfies the assumptions of Proposition 3.8 and has support in  $[0, 1]$ . Note, that  $\Delta(\beta) = \frac{\epsilon}{m}(\sum_{i=1}^m \mathbb{E}[f(\mathbf{L}_i^\epsilon)] - f(\mathbf{L}_i^\epsilon))$ . We have in this case that  $\mathbf{U}_i = \mathbb{E}[f(\mathbf{L}_i)] - f(\mathbf{L}_i^\epsilon)$  such that  $\mathbb{E}[\mathbf{U}_i] = 0$  and  $|\mathbf{U}_i| \leq 1$ . Equally,  $\Delta'(\beta) = r^\epsilon(\beta) - R^\epsilon(\beta) = \frac{\epsilon}{m}(\sum_{i=1}^m f(\mathbf{L}_i^\epsilon) - \mathbb{E}[f(\mathbf{L}_i^\epsilon)])$ , and again by defining  $\mathbf{U}'_i = f(\mathbf{L}_i^\epsilon) - \mathbb{E}[f(\mathbf{L}_i^\epsilon)]$  has  $\mathbb{E}[\mathbf{U}'_i] = 0$  and  $|\mathbf{U}'_i| \leq 1$ . Note that the process  $f(\mathbf{L}_i^\epsilon)_{i \in \mathbb{Z}}$  has the same  $\theta$ -weak coefficients of the process  $(\mathbf{L}_i^\epsilon)_{i \in \mathbb{Z}}$  because  $f$  is a Lipschitz function. We follow below the notations of Table 1.

(i) By Proposition 3.8 applied for  $0 < \epsilon\sqrt{l} < 3\sqrt{l}$ , and the bound (41),

$$\mathbb{E}\left[\exp\left(\sqrt{l}\Delta(\beta)\right)\right] = \mathbb{E}\left[\exp\left(\epsilon\sqrt{l}\frac{1}{m}\sum_{i=1}^m \mathbf{U}_i\right)\right] \leq \exp\left(\frac{3\epsilon^2}{2(3-\epsilon)}\right) + 2\bar{\alpha}(\|\beta_1\|_1 + 1)\exp(l-1+3\sqrt{l}-\lambda r)$$

where the last equality holds because of the particular shape of the chosen function  $f$ . Let us determine the conditions on the parameter  $a_t$  and  $k$  such that  $\exp(l-1+3\sqrt{l}-\lambda r) = \exp(l-1+3\sqrt{l}-\lambda(ka-p)) \leq 1$ . Given that  $l \geq 9$ , the inequality above holds if

$$2\frac{N}{a_t k} - 1 - \lambda a_t h_t k + \lambda p \leq 0$$

The above is equivalent to

$$\lambda h_t a_t^2 k^2 - (\lambda p - 1)a_t k - 2N \geq 0.$$

That holds, if

$$a_t k \geq \frac{(\lambda p - 1) + \sqrt{(\lambda p - 1)^2 + 8\lambda h_t N}}{2\lambda h_t}.$$

(ii) As in (i), we have that

$$\begin{aligned} \mathbb{E}\left[\exp\left(\sqrt{l}\Delta(\beta)\right)\right] &= \mathbb{E}\left[\exp\left(\epsilon\sqrt{l}\frac{1}{m}\sum_{i=1}^m \mathbf{U}_i\right)\right] \leq \exp\left(\frac{3\epsilon^2}{2(3-\epsilon)}\right) + 2\bar{\alpha}(\|\beta_1\|_1 + 1)\exp(l-1+3\sqrt{l})r^{-\lambda} \\ &\leq \exp\left(\frac{3\epsilon^2}{2(3-\epsilon)}\right) + 2\bar{\alpha}(\|\beta_1\|_1 + 1)\exp(l-1+3\sqrt{l}-\lambda\log(ak-p)) \end{aligned}$$

We have that  $\exp(l-1+3\sqrt{l}-\lambda\log(ak-p)) \leq 1$  holds if

$$2\frac{N}{a_t k} - 1 - \lambda\log(ak-p) \leq 0,$$

given that  $l \geq 9$ . The latter inequality holds if and only if the parameters  $a_t$  and  $k$  are chosen such that

$$\frac{2N - a_t k}{a_t k \log(ak-p)} \leq \lambda,$$

■

*Proof of Corollary 3.13.* We drop the bold notations indicating random fields and stochastic processes in this proof. When working with the family of predictors  $h_{net,w}$  for  $w \in B'$ , we have that the proof of Proposition 3.4 changes in the estimation of the bound (92). In particular, for a given  $w \in B'$  we have that

$$\mathbb{E}[|h(X_j) - h(X_j^{(\psi)})|] = \mathbb{E}\left[\left|\sum_{l=1}^K \alpha_l \sigma(\beta_l^\top X_j + \gamma_l) - \sum_{l=1}^K \alpha_l \sigma(\beta_l^\top X_j^{(\psi)} + \gamma_l)\right|\right] \leq \sum_l |\alpha_l| \|\beta_l\|_1 \mathbb{E}[|Z_{t_1}(x_1) - Z_{t_1}^\psi(x_1)|]$$

by the stationarity of the field  $Z$ . The proof of the Corollary proceeds then identically as in the proof of Proposition 3.10 by modifying the bound (40) with the above calculations.  $\blacksquare$

We remind the reader that the proof of Theorem 3.18 and 3.21 make use of the below Lemma that we recall just for completeness.

**Lemma B.5** (Legendre transform of the Kullback-Leibler divergence function). *For any  $\pi \in \mathcal{M}_+^1(B)$ , for any measurable function  $h : B \rightarrow \mathbb{R}$  such that  $\pi[\exp(h)] \leq \infty$ , we have that*

$$\pi[\exp(h)] = \exp\left(\sup_{\rho \in \mathcal{M}_+^1(B)} \rho[h] - KL(\rho||\pi)\right),$$

with the convention  $\infty - \infty = -\infty$ . Moreover, as soon as  $h$  is upper bounded on the support of  $\pi$ , the supremum with respect to  $\rho$  in the right-hand side is reached for the Gibbs distribution with Radon-Nikodym derivative w.r.t.  $\pi$  equal to  $\frac{\exp(h)}{\pi[\exp(h)]}$ .

The proof of Lemma (B.5) has been known since the work of Kullback [42] in the case of a finite space  $B$ , whereas the general case has been proved by Donsker and Varadhan [27]. Given this result, we are now ready to prove our PAC Bayesian bounds.

*Proof of Theorem 3.18.* We follow a standard proof scheme developed in [12].

$$\begin{aligned} \sqrt{l}(\hat{\rho}[R^\epsilon(\beta)] - \hat{\rho}[r^\epsilon(\beta)]) &= \hat{\rho}[\sqrt{l}(R^\epsilon(\beta) - r^\epsilon(\beta))] \\ &\leq KL(\hat{\rho}||\pi) + \log(\pi[\exp(\sqrt{l}(R^\epsilon(\beta) - r^\epsilon(\beta)))] \quad (\mathbb{P}\text{-a.s. by Lemma B.5}). \end{aligned}$$

We have that  $\pi[\exp(\sqrt{l}(R^\epsilon(\beta) - r^\epsilon(\beta)))] := \mathbf{A}_{\mathbf{S}}$  is a random variable on  $\mathbf{S}$ . By Markov's inequality, for  $\delta \in (0, 1)$

$$\mathbb{P}\left(\mathbf{A}_{\mathbf{S}} \leq \frac{\mathbb{E}[\mathbf{A}_{\mathbf{S}}]}{\delta}\right) \geq 1 - \delta.$$

This in turn implies that with probability at least  $1 - \delta$  over  $\mathbf{S}$

$$\hat{\rho}[R^\epsilon(\beta)] - \hat{\rho}[r^\epsilon(\beta)] \leq \frac{KL(\hat{\rho}||\pi) + \log \frac{1}{\delta}}{\sqrt{l}} + \frac{1}{\sqrt{l}} \log \left( \pi \left[ \mathbb{E} \left[ \exp \left( \sqrt{l} \Delta(\beta) \right) \right] \right] \right) \quad (101)$$

$$\leq \frac{KL(\hat{\rho}||\pi) + \log \frac{1}{\delta}}{\sqrt{l}} + \frac{1}{\sqrt{l}} \log \left( \pi \left[ \exp \left( \frac{3\epsilon^2}{2(3-\epsilon)} \right) + 2(\|\beta_1\|_1 + 1)\bar{\alpha} \right] \right), \quad (102)$$

where (101) holds by swapping the expectation over  $\mathbf{S}$  and over  $\pi$  using Fubini's Theorem, and (102) is obtained by using Proposition 3.10. Similarly, the second inequality can easily be obtained.  $\blacksquare$

*Proof of Theorem 3.21.* Let  $h = -\sqrt{l}r^\epsilon(\beta)$  and  $\frac{d\bar{\rho}}{d\pi} = \frac{\exp(h)}{\pi[\exp(h)]}$ . By Lemma B.5, we have that

$$\bar{\rho} = \arg \inf_{\hat{\rho}} \left( K(\hat{\rho}||\pi) - \hat{\rho}[h] \right) = \arg \inf_{\hat{\rho}} \left( \frac{K(\hat{\rho}||\pi)}{\sqrt{l}} + \hat{\rho}[r^\epsilon(\beta)] \right),$$

and by using (58), for all  $\delta \in (0, 1)$

$$\mathbb{P}\left\{\bar{\rho}[R^\epsilon(\beta)] \leq \inf_{\hat{\rho}} \left( \hat{\rho}[r^\epsilon(\beta)] + \left( KL(\hat{\rho}||\pi) + \log\left(\frac{1}{\delta}\right) + \frac{3\epsilon^2}{2(3-\epsilon)} \right) \frac{1}{\sqrt{l}} + \frac{1}{\sqrt{l}} \log\left(\pi[1+2(\|\beta_1\|_1+1)\bar{\alpha}]\right) \right) \right\} \geq 1-\delta \quad (103)$$

A union bound gives that the inequality (103) and the one in (59) hold with probability at least  $1 - 2\delta$ . By now substituting to  $\hat{\rho}[r^\epsilon(\beta)]$  in (103) its bound obtained in inequality (59), we obtain that

$$\mathbb{P}\left\{\bar{\rho}[R^\epsilon(\beta)] \leq \inf_{\hat{\rho}} \left( \hat{\rho}[R^\epsilon(\beta)] + \left( KL(\hat{\rho}||\pi) + \log\left(\frac{1}{\delta}\right) + \frac{3\epsilon^2}{2(3-\epsilon)} \right) \frac{1}{\sqrt{l}} + \frac{1}{\sqrt{l}} \log\left(\pi[1+2(\|\beta_1\|_1+1)\bar{\alpha}]\right) \right) \right\} \geq 1-2\delta.$$

We conclude by replacing  $\delta$  with  $\frac{\delta}{2}$ . ■

The modeling selection procedure of the paper discussed in Section 3.3 can be proven by using the following two Lemmas

**Lemma B.6.** *Let  $0 < \epsilon < 3$ , and the assumptions of Proposition 3.10 hold. Moreover, let  $f_p$  be a regular conditional probability measure such that  $f_p << \bar{\rho}_p$  and  $\bar{\rho}_p << f_p$  for each possible training data set  $S$ . Then,*

$$\begin{aligned} & \mathbb{E}\left[\sup_{f_p} \exp\left(f_p\left[\sqrt{l}\Delta(\beta) - \log(1+2(\|\beta_1\|_1+1)\bar{\alpha}) - \frac{3\epsilon^2}{2(3-\epsilon)} - \log\frac{df_p}{d\bar{\rho}_p}\right]\right)\right] \\ & \leq \mathbb{E}\left[\sup_{f_p} f_p\left[\exp\left(\sqrt{l}\Delta(\beta) - \log(1+2(\|\beta_1\|_1+1)\bar{\alpha}) - \frac{3\epsilon^2}{2(3-\epsilon)} - \log\frac{df_p}{d\bar{\rho}_p}\right)\right]\right] \leq 1 \end{aligned} \quad (104)$$

*Proof.* By Proposition 3.10, it holds that

$$\mathbb{E}[\exp(\sqrt{l}\Delta(\beta))] \leq \exp\left(\frac{3\epsilon^2}{2(3-\epsilon)} + \log(1+2(\|\beta_1\|_1+1)\bar{\alpha})\right).$$

which is equivalent to

$$\mathbb{E}\left[\exp\left(\sqrt{l}\Delta(\beta) - \log(1+2(\|\beta_1\|_1+1)\bar{\alpha}) - \frac{3\epsilon^2}{2(3-\epsilon)}\right)\right] \leq 1. \quad (105)$$

By using the tower property, for all  $p = 1, \dots, \lfloor \frac{N}{2} \rfloor$

$$\begin{aligned} & \mathbb{E}\left[\exp\left(\sqrt{l}\Delta(\beta) - \log(1+2(\|\beta_1\|_1+1)\bar{\alpha}) - \frac{3\epsilon^2}{2(3-\epsilon)}\right)\right] \\ & = \mathbb{E}\left[\bar{\rho}_p\left[\exp\left(\sqrt{l}\Delta(\beta) - \log(1+2(\|\beta_1\|_1+1)\bar{\alpha}) - \frac{3\epsilon^2}{2(3-\epsilon)}\right)\right]\right]. \end{aligned} \quad (106)$$

Moreover, for any non-negative and measurable function  $b$  on  $B_p$ , it holds that

$$\begin{aligned}\bar{\rho}_p[b(\beta)] &= \int b(\beta) \bar{\rho}_p(d\beta) \geq \int_{\frac{df_p}{d\bar{\rho}_p}(\beta) > 0} b(\beta) \bar{\rho}_p(d\beta) = \int_{\frac{df_p}{d\bar{\rho}_p}(\beta) > 0} b(\beta) \frac{d\bar{\rho}_p}{df_p} f_p(d\beta) \\ &= f_p \left[ b(\beta) \exp \left( -\log \frac{df_p}{d\bar{\rho}_p} \right) \right].\end{aligned}\tag{107}$$

From (105), (106) and (107) we obtain that

$$\mathbb{E} \left[ f_p \left[ \exp \left( \sqrt{l} \Delta(\beta) - \log(1 + 2(\|\beta_1\|_1 + 1)\bar{\alpha}) - \frac{3\epsilon^2}{2(3-\epsilon)} - \log \frac{df_p}{d\bar{\rho}_p} \right) \right] \right] \leq 1.$$

By using now the Jensen inequality, we have that

$$\begin{aligned}&\mathbb{E} \left[ \exp \left( f_p \left[ \sqrt{l} \Delta(\beta) - \log(1 + 2(\|\beta_1\|_1 + 1)\bar{\alpha}) - \frac{3\epsilon^2}{2(3-\epsilon)} - \log \frac{df_p}{d\bar{\rho}_p} \right] \right) \right] \\ &\leq \mathbb{E} \left[ f_p \left[ \exp \left( \sqrt{l} \Delta(\beta) - \log(1 + 2(\|\beta_1\|_1 + 1)\bar{\alpha}) - \frac{3\epsilon^2}{2(3-\epsilon)} - \log \frac{df_p}{d\bar{\rho}_p} \right) \right] \right] \leq 1.\end{aligned}\tag{108}$$

For a given  $p$  and by taking the supremum on every possible  $f_p$  distribution, we conclude.  $\blacksquare$

**Lemma B.7.** *Let the assumptions of Lemma B.6 hold. Moreover, let  $g$  be a probability distribution on the grid  $1, \dots, \lfloor \frac{N}{2} \rfloor$ , such that  $g = \sum_p w_p \delta_p$ , where  $w_p = \frac{1}{\lfloor \frac{N}{2} \rfloor}$ . Then, we have that*

$$\mathbb{E} \left[ \sum_p w_p \sup_{f_p} \exp \left( f_p \left[ \sqrt{l} \Delta(\beta) - \log(1 + 2(\|\beta_1\|_1 + 1)\bar{\alpha}) - \frac{3\epsilon^2}{2(3-\epsilon)} - \log \frac{df_p}{d\bar{\rho}_p} \right] \right) \right] \leq 1,\tag{109}$$

and

$$\mathbb{E} \left[ \sum_p w_p \sup_{f_p} f_p \left[ \exp \left( \sqrt{l} \Delta(\beta) - \log(1 + 2(\|\beta_1\|_1 + 1)\bar{\alpha}) - \frac{3\epsilon^2}{2(3-\epsilon)} - \log \frac{df_p}{d\bar{\rho}_p} \right) \right] \right] \leq 1.\tag{110}$$

*Proof.* Let  $h_p = \sup_{f_p} f_p \left[ \exp \left( \sqrt{l} \Delta(\beta) - \log(1 + 2(\|\beta_1\|_1 + 1)\bar{\alpha}) - \frac{3\epsilon^2}{2(3-\epsilon)} - \log \frac{df_p}{d\bar{\rho}_p} \right) \right]$ , and  $h = \sum_p h_p \mathbb{1}_{B_p}$ . By definition of the probability measure  $g$ , and applying Lemma B.6,

$$\mathbb{E}[g[h]] = \mathbb{E} \left[ \sum_p w_p h \right] \leq 1.$$

By substituting the explicit expression of  $h$ , we obtain that the inequality (110) holds and consequently also (109) again by Lemma B.6.  $\blacksquare$

*Proof of Theorem 3.28.* By inequality (109) and the Chernoff bound, we obtain that for all  $p = 1, \dots, \lfloor \frac{N}{2} \rfloor$  and  $f_p$ , and  $\delta \in (0, 1)$ , with probability greater than  $1 - \delta$  that

$$f_p[R^\epsilon(\beta)] \leq f_p \left[ r^\epsilon(\beta) + \frac{\log(2\|\beta_1\|_1 + 3)}{\sqrt{l}} \right] + \frac{1}{\sqrt{l}} KL(f_p | \bar{\rho}_p) + \frac{1}{\sqrt{l}} \log \left( \frac{1}{w_p} \right) + \frac{1}{\sqrt{l}} \left\{ \log \bar{\alpha} + \frac{3\epsilon^2}{2(3-\epsilon)} + \log \frac{1}{\delta} \right\}.$$

For all Gibbs randomized estimator  $\bar{\rho}_p$ , with probability greater than  $1 - \delta$ , it holds that

$$\bar{\rho}_p[R^\epsilon(\beta)] \leq \bar{\rho}_p\left[r^\epsilon(\beta) + \frac{\log(2\|\beta_1\|_1 + 3)}{\sqrt{l}}\right] + \frac{1}{\sqrt{l}} \log \frac{1}{w_p} + \frac{1}{\sqrt{l}} \left\{ \log \bar{\alpha} + \frac{3\epsilon^2}{2(3-\epsilon)} + \log \frac{1}{\delta} \right\}, \quad (111)$$

being the KL-divergence equal to zero in this case. By the definition of the parameter  $p^*$

$$\inf_p \left\{ \bar{\rho}_p\left[r^\epsilon(\beta) + \frac{\log(2\|\beta_1\|_1 + 3)}{\sqrt{l}}\right] + \frac{1}{\sqrt{l}} \log \left( \left\lfloor \frac{N}{2} \right\rfloor \right) \right\} = \bar{\rho}_{p^*}\left[r^\epsilon(\beta) + \frac{\log(2\|\beta_1\|_1 + 3)}{\sqrt{l^*}}\right] + \frac{1}{\sqrt{l^*}} \log \left( \left\lfloor \frac{N}{2} \right\rfloor \right).$$

Then, by using the above equality in (111) computed for  $\bar{\rho}_{p^*}$  we conclude.  $\blacksquare$

*Proof of Theorem 3.29.* If the inequality (65) holds, then because  $KL(\bar{\rho}_p||\pi_p) \geq 0$  for all possible observed training sets

$$\begin{aligned} \mathbb{P}\left\{ \bar{\rho}_{p^*}[R^\epsilon(\beta)] \leq \inf_p \left( \bar{\rho}_p\left[r^\epsilon(\beta) + \frac{1}{\sqrt{l}} \frac{2+3C}{C}\right] + \frac{1}{\sqrt{l}} KL(\bar{\rho}_p||\pi_p) + \frac{1}{\sqrt{l}} \log \left( \left\lfloor \frac{N}{2} \right\rfloor \right) \right) \right. \\ \left. + \frac{3\epsilon^2}{2(3-\epsilon)\sqrt{l^*}} + \frac{1}{\sqrt{l^*}} \log \frac{\bar{\alpha}}{\delta} \right\} \geq 1 - 2\delta, \end{aligned} \quad (112)$$

by choosing a  $\delta \in (0, 1)$  and using a union bound. Because of Lemma B.5, the above is equivalent to

$$\begin{aligned} \mathbb{P}\left\{ \bar{\rho}_{p^*}[R^\epsilon(\beta)] \leq \inf_p \left( \inf_{\hat{\rho} \in \mathcal{M}_+^1(B_p)} \hat{\rho}\left[r^\epsilon(\beta) + \frac{1}{\sqrt{l}} \frac{2+3C}{C}\right] + \frac{1}{\sqrt{l}} KL(\hat{\rho}||\pi_p) + \frac{1}{\sqrt{l}} \log \left( \left\lfloor \frac{N}{2} \right\rfloor \right) \right) \right. \\ \left. + \frac{3\epsilon^2}{2(3-\epsilon)\sqrt{l^*}} + \frac{1}{\sqrt{l^*}} \log \frac{\bar{\alpha}}{\delta} \right\} \geq 1 - 2\delta. \end{aligned} \quad (113)$$

Following the line of proof in Theorem 3.18 applied to a reference distribution  $\pi_p$  defined on  $\mathcal{M}_+^1(B_p)$  and such that  $\pi_p[\|\beta_1\|_1] \leq 1$ , it is straightforward to prove that for all  $\hat{\rho} \in \mathcal{M}_+^1(B_p)$  and  $\delta \in (0, 1)$ .

$$\mathbb{P}\left\{ \hat{\rho}[r^\epsilon(\beta)] \leq \hat{\rho}[R^\epsilon(\beta)] + \left( KL(\hat{\rho}||\pi_p) + \log \left( \frac{1}{\delta} \right) + \frac{3\epsilon^2}{2(3-\epsilon)l^{1-2\alpha}} \right) \frac{1}{\sqrt{l}} + \frac{1}{\sqrt{l}} \log \left( \pi_p \left[ 1 + 2(\|\beta_1\|_1 + 1)\bar{\alpha} \right] \right) \right\} \geq 1 - \delta \quad (114)$$

By using a union bound, and replacing  $\hat{\rho}[r^\epsilon(\beta)]$  in (113) with the inequality appearing in (114),

$$\begin{aligned} \mathbb{P}\left\{ \bar{\rho}_{p^*}[R^\epsilon(\beta)] \leq \inf_p \left( \inf_{\hat{\rho} \in \mathcal{M}_+^1(B_p)} \hat{\rho}\left[R^\epsilon(\beta) + \frac{2}{\sqrt{l}} \frac{2+3C}{C}\right] + \frac{2}{\sqrt{l}} KL(\hat{\rho}||\pi_p) + \frac{1}{\sqrt{l}} \log \left( \left\lfloor \frac{N}{2} \right\rfloor \right) \right) \right. \\ \left. + \frac{3\epsilon^2}{(3-\epsilon)\sqrt{l^*}} + \frac{2}{\sqrt{l^*}} \log \frac{\bar{\alpha}}{\delta} \right\} \geq 1 - 3\delta. \end{aligned} \quad (115)$$

By choosing a  $\delta$  equal to  $\frac{\delta}{3}$  we conclude.  $\blacksquare$

*Proof of Corollary 3.31.* First of all, let us remark that  $\mathbb{P}\bar{\rho}_{p^*}$  is a well-defined probability measure as the Gibbs estimator is defined conditionally on the observations in the training set  $S$ . By using inequality (110) and the Chernoff bound, we can show that

$$\mathbb{P}\bar{\rho}_{p^*}\left\{ R^\epsilon(\hat{\beta}) \leq r^\epsilon(\beta) + \frac{1}{\sqrt{l}} \left( \frac{3\epsilon^2}{2(3-\epsilon)} + \log(1 + 2(\|\beta_1\|_1 + 1)\bar{\alpha}) + \log \frac{1}{w_p} + \log \frac{1}{\delta} \right) \right\} \geq 1 - \delta. \quad (116)$$

It is straightforward to see that Lemma B.6 and B.7 hold also if we substitute at  $\Delta(\beta)$  the expression  $\Delta'(\beta)$ . Therefore, with probability  $1 - \delta$  it holds that

$$\mathbb{P}_{\bar{\rho}_{p^*}} \left\{ r^\epsilon(\hat{\beta}) \leq R^\epsilon(\beta) + \frac{1}{\sqrt{l}} \left( \frac{3\epsilon^2}{2(3-\epsilon)} + \log(1 + 2(\|\beta_1\|_1 + 1)\bar{\alpha}) + \log \frac{1}{w_p} + \log \frac{1}{\delta} \right) \right\} \geq 1 - \delta. \quad (117)$$

Moreover, for a  $\beta \in B$

$$\begin{aligned} R^\epsilon(\beta) - R^\epsilon(\bar{\beta}) &\leq \mathbb{E} \left[ \left\| \mathbf{Y} - \beta_0 - \sum_{i=1}^{a(c^*, p^*)} \beta_{1,i} \mathbf{X}_i \right\| - \left\| \mathbf{Y} - \bar{\beta}_0 - \sum_{i=1}^{a(c^*, p^*)} \bar{\beta}_{1,i} \mathbf{X}_i \right\| \right] \\ &\leq \mathbb{E} \left[ \left\| (\bar{\beta}_0 - \beta_0) - \sum_{i=1}^{a(c^*, p^*)} (\bar{\beta}_{1,i} - \beta_{1,i}) \mathbf{X}_i \right\| \right] \leq \|\bar{\beta} - \beta\| \mathbb{E}[\|\mathbf{Z}\|] \end{aligned} \quad (118)$$

$$\leq \frac{1}{C} \mathbb{E}[\|\mathbf{Z}\|]. \quad (119)$$

Note that inequality (118) holds because the model underlying the data is stationary, whereas (119) holds because of the assumptions made on  $B$ .

Let us now plug in (116), the estimations (117) and (118), by using a union bound we obtain that

$$\mathbb{P}_{\bar{\rho}_{p^*}} \left\{ R^\epsilon(\hat{\beta}) \leq \frac{1}{C} \mathbb{E}[\|\mathbf{Z}\|] + R^\epsilon(\bar{\beta}) + \frac{2}{\sqrt{l}} \left( \frac{3\epsilon^2}{2(3-\epsilon)} + \log(1 + 2(\|\beta_1\|_1 + 1)\bar{\alpha}) + \log \frac{1}{w_p} + \log \frac{1}{\delta} \right) \right\} \geq 1 - 3\delta.$$

By choosing  $\delta$  equal to  $\frac{\delta}{3}$  we obtain the thesis. ■

## Funding

The first author was supported by the research grant GZ:CU 512/1-1 of the *German Research Foundation (DFG)*.

## References

- [1] P. Alquier and B. Guedj. Simpler PAC-Bayesian bounds for hostile data. *Mach. Learn.*, 107 (5):887–902, 2018.
- [2] P. Alquier, X. Li, and O. Wintenberger. Prediction of time series by statistical learning: general losses and fast rates. *Depend. Model.*, 1:65–93, 2013.
- [3] P. Alquier and O. Wintenberger. Model selection for weakly dependent time series forecasting. *Bernoulli*, 18 (3):883–913, 2012.
- [4] F. Amato, F. Guignard, S. Robert, and M. Kanevski. A novel framework for spatio-temporal prediction of environmental data using deep learning. *Sci. Rep.*, 10:22243, 2020.
- [5] Z. Bai, P. X.-K. Song, and T. E. Raghunathan. Joint composite estimating functions in spatiotemporal models. *J. R. Stat. Soc. Ser. B. Stat. Methodol.*, 74:799–824, 2012.

- [6] O. E. Barndorff-Nielsen. Superposition of Ornstein-Uhlenbeck type processes. *Theory Probab. Appl.*, 45:175–194, 2021.
- [7] O. E. Barndorff-Nielsen, F. E. Benth, and A. E. D. Veraart. *Ambit Stochastics*. Springer, Cham, 2018.
- [8] O. E. Barndorff-Nielsen and N. N. Leonenko. Spectral properties of superpositions of Ornstein-Uhlenbeck type processes, methodology and computing. *Methodol. Comput. Appl. Probab.*, 7:335–352, 2005.
- [9] O. E. Barndorff-Nielsen, A. Lunde, N. Shephard, and A. E. D. Veraart. Integer-valued trawl processes: a class of stationary infinitely divisible processes. *Scand. J. Stat.*, 3:693–724, 2014.
- [10] O. E. Barndorff-Nielsen and J. Schmiegel. Lévy-based spatial-temporal modelling, with applications to turbulence. *Russian Math. Surveys*, 59:65–90, 2004.
- [11] O. E. Barndorff-Nielsen and R. Stelzer. Multivariate supOU processes. *Ann. Appl. Probab.*, 21:140–182, 2011.
- [12] L. Bégin, P. Germain, F. Laviolette, and J.-F. Roy. PAC-Bayesian bounds based on the rényi divergence. In *Proceedings of the 19th annual International Conference on Artificial Intelligence and Statistics*, pages 435–444, 2016.
- [13] M. Bennedsen, A. Lunde, N. Shephard, and A. E. D. Veraart. Inference and forecasting for continuous-time integer-valued trawl processes. arXiv:2107.03674v2, 2021.
- [14] R. C. Bradley. *Introduction to strong mixing conditions, Volume 1*. Kendrick Press, Utah, 2007.
- [15] F. Bunea, A. B. Tsybakov, and M. H. Wegkamp. Aggregation for Gaussian regression. *Ann. Statist.*, 35:1674–1697, 2007.
- [16] O. Catoni. *Statistical learning theory and stochastic optimization*. Lecture notes in Mathematics, Springer, Berlin, 2004.
- [17] O. Catoni. *PAC-Bayesian supervised classification: the thermodynamics of statistical learning*. Institute of Mathematical Statistics Lecture Notes – Monograph Series, 56. Institute of Mathematical Statistics, Beachwood, OH, 2007.
- [18] N. Cressie. *Statistics for Spatial Data*. Wiley, New York, 1993.
- [19] N. Cressie and C. K. Wikle. *Statistics for spatio-temporal data*. John Wiley & Sons, Inc., Hoboken, New Jersey, 2011.
- [20] I. V. Curato and R. Stelzer. Weak dependence and GMM estimation for supOU and mixed moving average processes. *Electron. J. Stat.*, 13 (1):310–360, 2019.
- [21] I. V. Curato and R. Stelzer. Erratum: Weak dependence and GMM estimation for supOU and mixed moving average processes. arXiv:1807.05801, 2022.

- [22] I. V. Curato, R. Stelzer, and B. Ströh. Central limit theorems for stationary random fields under weak dependence with application to ambit and mixed moving average fields. *Ann. Appl. Probab.*, 32:1814–1861, 2022.
- [23] A. D. Davis, C. Klüppelberg, and C. Steinkohl. Statistical inference for max-stable processes in space and time. *J. R. Stat. Soc. Ser. B. Stat. Methodol.*, 75:791–819, 2013.
- [24] J. Dedecker. A central limit theorem for stationary random fields. *Probab. Theory Related Fields*, 110:397–426, 1998.
- [25] J. Dedecker and P. Doukhan. A new covariance inequality and applications. *Stochastic Process. Appl.*, 106, 2003.
- [26] J. Dedecker, P. Doukhan, G. Lang, L. R. J Rafael, and S. Louhichi. *Weak dependence: with examples and applications*. Springer Berlin, 2007.
- [27] M. D. Donsker and S. S. Varadhan. Asymptotic evaluation of certain markov process expectations for large time. *Commun. Pure Appl. Math.*, 28:389–461, 1976.
- [28] G. K. Dziugaite and M. D. Roy. Computing nonvacuous generalization bounds for deep (stochastic) neural networks with many more parameters than training data. In *Proceedings of the Conference on Uncertainty in Artificial Intelligence*, 2017.
- [29] M. Fazlyab, A. Robey, H. Hassani, M. Morari, and G. J. Pappas. Efficient and accurate estimation of lipschitz constants for deep neural networks. In *Proceedings of the 33rd Conference on Neural Information Processing Systems*, page 11427–11438, 2019.
- [30] C. A. Glasbey and D. J. Allcroft. A spatiotemporal auto-regressive moving average model for solar radiation. *Journal of the Royal Statistical Society. Series C*, 57:343–355, 2008.
- [31] J. A. González, F. J. Rodríguez-Cortès, O. Cronie, and J. Mateu. Spatio-temporal point process statistics: a review. *Spatial Statistics*, 18:505–544, 2016.
- [32] P. D. Grünwald and N. A. Mehta. Fast rates for general unbounded loss functions: from erm to generalized bayes. *J. Mach. Learn. Res.*, 21:1–80, 2020.
- [33] B. Guedj. A primer on PAC-Bayesian learning. arXiv:1901.05353v3, 2019.
- [34] H. Hang and I. Steinwart. A Bernstein-type inequality for some mixing processes and dynamical systems with an application to learning. *Ann. Stat.*, 45 (2):708–743, 2017.
- [35] W. Hoeffding. Probability inequalities for sums of bounded random variables. *J. Americ. Statist. Assoc.*, 58:13–30, 1963.
- [36] M. Holland. PAC-Bayes under potentially heavy tails. In *Advances in Neural Information Processing Systems*, volume 32, pages 2715–2124, 2019.
- [37] P. Holmes, J. L. Lumley, G. Berkooz, and C. W. Rowley. *Turbulence, Coherent Structures, Dynamical Systems and Symmetry*. Cambridge University Press, Cambridge, 2012.



- [38] I. A. Ibragimov. Some limit theorems for stationary processes. *Theory Probab. Appl.*, 7:349–382, 1962.
- [39] K. Y. Jónsdóttir, A. Rønn-Nielsen, K. Mouridsen, and E. B. V. Jensen. Lévy based modelling in brain imaging. *Scandinavian Journal of Statistics*, 40:511–529, 2013.
- [40] Scaman. K. and V. Virmaux. Lipschitz regularity of deep neural networks: analysis and efficient estimation. In *Proceedings of the Conference on Neural Information Processing System*, page 3839–3848, 2018.
- [41] A. Karpatne, G. Atluri, J. H. Faghmous, M. Steinbach, A. Banerjee, A. Ganguly, S. Shekhar, N. Samatova, and V. Kumar. Theory-guided data science: A new paradigm for scientific discovery from data. *IEEE Trans. Knowl. Data Eng.*, 29:2318–2331, 2017.
- [42] S. Kullback. *Information Theory and Statistics*. John Wiley & Sons, 1959.
- [43] S. Lahiri, Y. Lee, and N. Cressie. On asymptotic distribution and asymptotic efficiency of least squares estimators of spatial variogram parameters. *J. Statist. Plann. Inference*, 103:65–85, 2002.
- [44] D. S. Modha and E. Masry. Minimum complexity regression estimation with weakly dependent observations. *IEEE T. Inform. Theory*, 42:2133–2145, 1996.
- [45] G. D. Montanez and C. S. Shalizi. The LICORS cabinet: nonparametric light cone methods for spatio-temporal modeling. arXiv:1506.02686v2, 2020.
- [46] J.-M. Montero, G. Fernández-Avilés, and J. Mateu. *Spatial and Spatio-Temporal Geostatistical Modeling and Kriging*. Wiley, 2015.
- [47] M. Nguyen and A. E. D. Veraart. Spatio-temporal Ornstein–Uhlenbeck processes: theory, simulation and statistical inference. *Scand. J. Stat.*, 44:46–80, 2017.
- [48] M. Nguyen and A. E. D. Veraart. Bridging between short-range and long-range dependence with mixed spatio-temporal Ornstein–Uhlenbeck processes. *Stochastics*, 90:1023–1052, 2018.
- [49] J. Pearl, M. Glymour, and N. P. Jewell. *Causal inference in statistics a primer*. Wiley, 2016.
- [50] M. Raissi, P. Perdikaris, and G. E. Karniadakis. Physics informed deep learning (part I): Data-driven solutions of nonlinear partial differential equations. arXiv: 1711.10561, 2017.
- [51] M. Raissi, P. Perdikaris, and G. E. Karniadakis. Physics informed deep learning (part II): Data-driven discovery of nonlinear partial differential equations. arXiv: 1711.10566, 2017.
- [52] B. S. Rajput and J. Rosiński. Spectral representations of infinitely divisible processes. *Probab. Theory Rel.*, 82:451–487, 1989.
- [53] C. E. Rasmussen and C. K. I. Williams. *Gaussian processes for Machine Learning*. The MIT Press Cambridge, 2006.
- [54] M. Reichstein, G. Camps-Valls, B. Stevens, M. Jung, J. Denzler, N. Carvalhais, and Prabhat. Deep learning and process understanding for data-driven earth system science. *Nature*, 556:195–204, 2019.

- [55] E. Rio. Sur le théorème de Berry–Esseen pour les suites faiblement dépendantes. *Theory Probab. Appl.*, 104:255–282, 1996.
- [56] M. Rosenblatt. A central limit theorem and a strong mixing condition. *Proc. Natl. Acad. Sci. USA*, 42:43–47, 1956.
- [57] D. B. Rubin. Causal inference using potential outcomes: design, modeling, decisions. *J. Am. Stat. Assoc.*, 100:322–331, 2005.
- [58] A. Rupe, N. Kumar, V. Epifanov, K. Kashinath, O. Pavlzk, F. Schlimbach, M. Patwary, S. Maidanov, V. Lee, Prabhat, and J.P. Crutchfield. DisCo: physics-based unsupervised discovery of coherent structures in spatiotemporal systems. In *2019 IEEE/ACM Workshop on Machine Learning in High Performance Computing Environments*, pages 75–87, 2019.
- [59] K. Sato. *Lévy Processes and Infinitely Divisible Distributions*. Cambridge Studies in Advanced Mathematics 68. Cambridge Univ. Press, Cambridge, 2013.
- [60] J. Shawe-Taylor, P. L. Bartlett, C. Williamson, R. and M. Anthony. Structural risk minimization over data-dependent hierarchies. *IEEE T. Inform. Theory*, 44 (5):1926–1940, 1998.
- [61] X. Shi, Z. Gao, L. Lausen, H. Wang, and D.-Y. Yeung. Deep learning for precipitation nowcasting: A benchmark and a new model. In *Advances in Neural Information Processing Systems*, page 5617–5627, 2017.
- [62] X. Shi and D. Y. Yeung. Machine learning for spatiotemporal sequence forecasting: A survey. arXiv:1808.06865, 2018.
- [63] M. L. Stein. Space-time covariance functions. *J. Am. Stat. Assoc.*, 100 (469):310–322, 2005.
- [64] R. Stelzer, T. Tossdorf, and M. Wittlinger. Moment based estimation of supOU processes and a related stochastic volatility model. *Stat. Risk Model*, 32:1–24, 2015.
- [65] N. Thiemann, C. Igel, O. Wintenberger, and Y. Seldin. A strongly quasiconvex PAC-Bayesian bound. *J. Mach. Learn. Res.*, pages 1–26, 2017.
- [66] L. G. Valiant. A theory of the learnable. *Commun. of the ACM*, 27 (11):1134–1142, 1984.
- [67] V. N. Vapnik. *The nature of Statistical Learning Theory*. Springer, Berlin, 2000.
- [68] A. Vlontyos, H.B. Rocha, and D. Rueckert. Causal future prediction in a Minkowski space-time. In *International Conference on Learning Representations*, 2021.