

Cap4Video: What Can Auxiliary Captions Do for Text-Video Retrieval?

Wenhao Wu^{1,2*} Haipeng Luo^{3*} Bo Fang³ Jingdong Wang¹ Wanli Ouyang^{2,4}
¹Baidu Inc. ²The University of Sydney
³University of Chinese Academy of Sciences ⁴Shanghai AI Laboratory
whwu.ucas@gmail.com

Abstract

Most existing text-video retrieval methods focus on cross-modal matching between the visual content of offline videos and textual query sentences. However, in real scenarios, online videos are frequently accompanied by relevant text information such as titles, tags, and even subtitles, which can be utilized to match textual queries. This inspires us to generate associated captions from offline videos to help with existing text-video retrieval methods. To do so, we propose to use the zero-shot video captioner with knowledge of pre-trained web-scale models (e.g., CLIP and GPT-2) to generate captions for offline videos without any training. Given the captions, one question naturally arises: what can auxiliary captions do for text-video retrieval? In this paper, we present a novel framework *Cap4Video*, which makes use of captions from three aspects: i) *Input data*: The video and captions can form new video-caption pairs as data augmentation for training. ii) *Feature interaction*: We perform feature interaction between video and caption to yield enhanced video representations. iii) *Output score*: The *Query-Caption* matching branch can be complementary to the original *Query-Video* matching branch for text-video retrieval. We conduct thorough ablation studies to demonstrate the effectiveness of our method. Without any post-processing, our *Cap4Video* achieves state-of-the-art performance on MSR-VTT (51.4%), VATEX (66.6%), MSVD (51.8%), and DiDeMo (52.0%).

1. Introduction

Text-Video retrieval is a fundamental task for video-and-language understanding. With the rapid development of image-language pre-training (e.g., CLIP [29], ALIGN [13], CoCa [41], Florence [42], etc.), more recent research has concentrated on expanding the pre-trained image-language models (e.g., CLIP [29]) to the text-video retrieval task. The research path has evolved from the most direct global

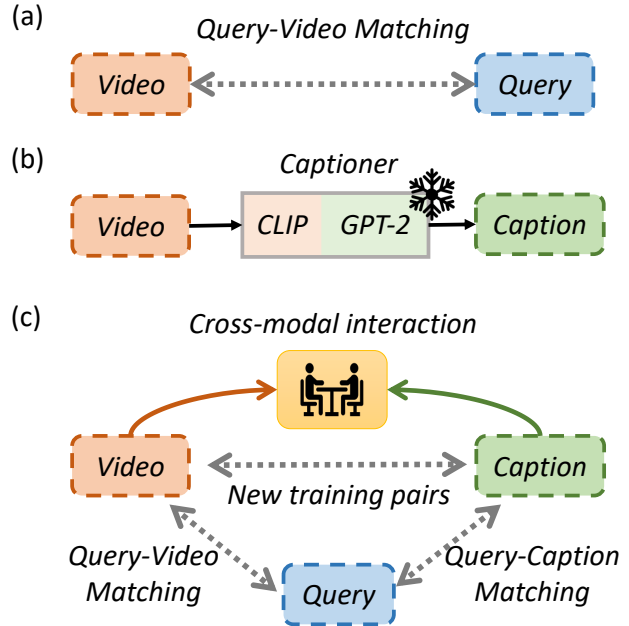


Figure 1. (a) Existing learning framework for text-video retrieval. (b) Zero-shot video captioning by guiding a large-scale pre-trained language model (e.g. GPT-2 [30]) with CLIP [29]. (c) Our Cap4Video framework employs the generated captions from three aspects: input data augmentation, intermediate feature interaction, output score fusion.

matching (i.e., video-sentence alignment [9, 23]) to fine-grained matching (e.g., frame-word alignment [34], video-word alignment [11], multi-hierarchical alignment [7, 27], etc.). These works demonstrate remarkable performance and significantly outperform previous models. The key reasons for the improvement are as follows: First, CLIP offers powerful visual and textual representations that are roughly pre-aligned in the semantic embedding space, hence reducing the challenge of cross-modal learning on video-text matching. Second, these works can finetune the pre-trained vision and text encoders using the sparsely sampled frames in an end-to-end manner. All of these methods aim to learn

*Equal contribution.

cross-modal alignment between the visual representation of offline videos and the textual representation of the corresponding query, as depicted in Figure 1(a).

However, in a real scenario, online videos are usually accompanied by related content. For example, we may simply obtain the video’s title or tag from the video website. In addition to the visual information in the video, the associated textual information can also be used to describe the video content to some extent and to match the query (*i.e.*, the common text-to-text retrieval). This leads to a question: *How to generate associated text descriptions for offline videos?* A possible solution is to crawl the video title from the video website. However, this method relies on annotation, and there is also the risk that the video website has become invalid. Another automated solution is to generate captions utilizing zero-shot video caption models. We turn our attention to knowledge-rich pre-trained models to handle such challenging open-set scenarios. We find that the recent study ZeroCap [32] provides a good practice to use frozen CLIP [29] and GPT-2 [30] for zero-shot image captioning. So we extend it to the video domain for video captioning without any further training or tuning stages.

Given the auxiliary captions, one question naturally arises: *How to make full use of these generated captions to improve the performance of text-video retrieval?* In this paper, as shown in Figure 1(c), we present a Cap4Video learning framework which utilizes captions from three aspects: (i) *Input Data*: The simplest way is to augment the training data with the generated captions. Specifically, the given video and its generated caption are a matched pair, so they can be regarded as additional positive sample pairs other than the query-video pair for training. (ii) *Feature Interaction*: we can perform cross-modal interaction between the video and captions to improve video representation. Specifically, we may take advantage of the information complementarity between videos and captions to reduce redundant features from videos and learn more discriminative video representations. (iii) *Output score*: The generated caption can also represent the video’s content, so we can employ query-caption matching to complement standard query-video matching for the text-video retrieval task. We can further utilize the two-stream architecture to reduce the bias of the model and produce more robust results.

To demonstrate the effectiveness of the aforementioned explorations, we conduct extensive experiments on four well-known video datasets. We hope our new paradigm will stimulate more investigation into text-video retrieval task.

We summarize the contributions as follows:

- We investigate a novel problem: how to use captions generated by web-scale language models to help with the text-video retrieval task. Our motivation is to leverage the vast knowledge of web-scale pre-trained language models to automatically generate extra text in-

formation for offline videos rather than labor-intensive annotations, to benefit text-video retrieval.

- We present a Cap4Video learning framework that makes full use of the generated captions from three aspects (*i.e.*, input data, feature interaction, output score) and can bring further performance improvement to the existing query-video matching mechanisms (*i.e.*, global matching, fine-grained matching).
- Extensive experiments on four text-video retrieval datasets demonstrates the effectiveness of our method. Our Cap4Video achieves state-of-the-art performance on MSR-VTT [39] (51.4%), VATEX [36] (66.6%), MSVD [38] (51.8%), and DiDeMo [1] (52.0%).

2. Methodology

2.1. Preliminaries: Text-Video Matching

The main goal of text-video matching is to develop a function $s(Q_i, V_j)$ to determine how similar the video V_j is to a sentence Q_i . In the text-to-video retrieval, the objective is to rank all the videos given the query sentence according to their similarity score. To transfer the image-text pre-training knowledge into video-text learning, we follow recent works [7, 9, 23] to apply CLIP [29] for initialization to improve text-video retrieval. Figure 2(b) depicts two typical text-video matching mechanisms (*i.e.*, global matching, and fine-grained matching) that serve as our baseline.

Global Matching is widely used in cross-modal contrastive learning [14, 23, 29]. In text-video contrastive learning, we train the visual encoder for a given video that samples F frames and the query encoder for a given query sentence that contains W words. The visual encoder then outputs F frame embeddings, while the query encoder returns two types of embeddings: W word embeddings and the [CLS] embedding as the global representation. These frame embeddings are then integrated with average pooling to yield the global video embedding. Finally, we can get the similarity between this global video embedding and the global query embedding for matching.

Fine-grained Matching. The global matching encodes each modality independently to get the global features before calculating the similarity between them. The solution is simple and intuitive, but it ignores the fine-grained alignment between the two modalities (*e.g.*, frame-word alignment). To model the token-wise word-patch alignment for image-text learning, FILIP [40] and ColBERT [15] use a *Max-Mean* pipeline. Specifically, they get the token-wise maximum similarity between the patch and word tokens, then use the average token-wise maximum similarity of tokens in the image (resp. text) as the similarity of an image to a text (resp. a text to an image). DRL [34] expands the token-wise alignment into text-video retrieval and further

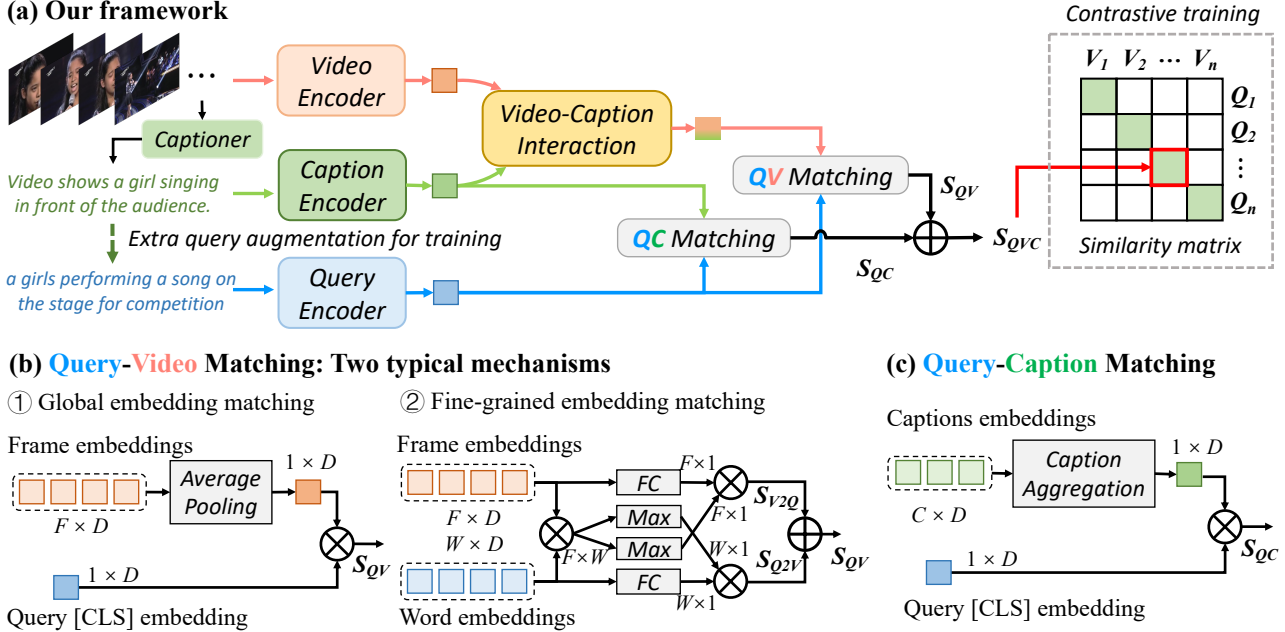


Figure 2. An overview of our **Cap4Video** for text-video retrieval. In Cap4Video, we first generate captions using a zero-shot video captioner which combines CLIP [29] with GPT-2 [30], leveraging knowledge from both frozen web-scale models. Then we utilize the pre-extracted caption information from three aspects: i) *Input data*: The video and captions can form new pairs as data augmentation for training. ii) *Feature interaction*: We perform feature interaction between video and caption to capture intra- and inter-modality context to yield enhanced video representations. iii) *Output score*: The Query-Caption matching branch can be complementary to the original Query-Video matching branch for text-video retrieval.

proposes to use the attention mechanism to learn a weighted pooling instead of mean pooling. Thus, we use fine-grained matching to guide the contrastive objective and as our enhanced baseline.

2.2. Preprocessing: Caption Generation

To get the auxiliary caption for the given video, we utilize the knowledge from the pre-trained language model to generate rich and diverse captions. To compare captions from different sources, we also choose a common case: the video’s title as an auxiliary caption from the video URL.

Zero-shot Video Captioner. Considering the paradigm’s scalability, we aim to generate captions directly from downstream video data without extra training, a process known as zero-shot video captioning. Following ZeroCap [32], we use the GPT-2 [30] to infer the next word from an initial prompt, *e.g.*, “Video shows”. A calibrated CLIP [29] loss drives the model to generate sentences that describe the video to incorporate video-related knowledge into the auto-regression process. *See Supplementary for more details.*

2.3. Data Augmentation with Auxiliary Captions

Given the generated captions, the most natural application of the captions is to augment training data. For exam-

ple, given a dataset consisting of N videos and corresponding query sentences, each video of this dataset and its generated caption are a matched pair, so they can be regarded as additional positive sample pairs other than the query-video pair for training. In this way, if we choose one caption per video, then we can increase at least N pairs as additional data augmentation during the training phase.

The video captioner can generate multiple captions (*e.g.*, 20) for each offline video. We think that some of these captions could contain noise, meaning that they may not be entirely relevant to the video content. If all of them are used as training data directly, this could have a negative effect on training. Therefore, we design a filtering mechanism that evaluates the semantic similarity between each caption and the ground-truth query of the video (using a pre-trained text encoder). The caption with the highest similarity is then chosen for data augmentation. Note that we use the ground-truth query for caption filtering only in the training phase.

2.4. Video-Caption Cross-Modal Interaction

We further perform cross-modal interactions between the video and generated caption to improve video representation. Our motivation is that we may take advantage of the information complementarity between videos and captions

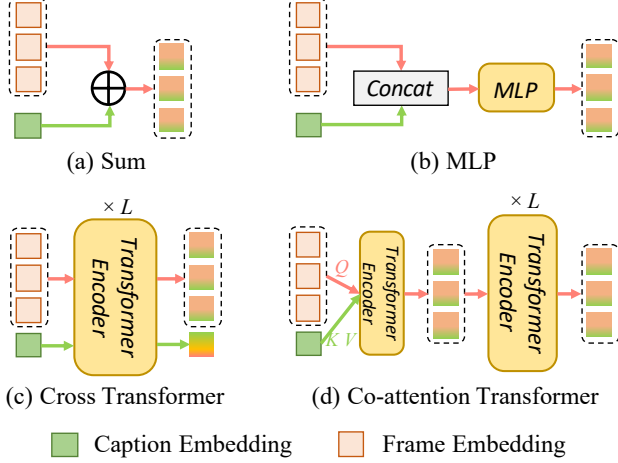


Figure 3. Illustration of four Video-Caption interaction strategies. The enhanced frame embeddings will be followed by a mean pooling for global matching or will remain for fine-grained matching.

to reduce redundant features from videos and learn more discriminative video representations. To make this more concrete, we now discuss several ways of interaction between two modalities as depicted in Figure 3.

In order not to change the original pre-trained CLIP encoders as much as possible for better transferring, we only perform interaction between the final caption and frame embeddings. To obtain the compact representation from all generated captions, we simply utilize average pooling for the output of the caption encoder as follows:

$$\mathbf{e}_c = \frac{1}{C} \sum_{i=1}^C \mathbf{c}_i, \quad (1)$$

where $\mathbf{c}_i \in \mathbb{R}^D$ represents the [CLS] embedding of i -th caption and C is the number of generated captions. Then we feed the frame embeddings $\mathbf{e}_v = \{\mathbf{v}_1, \mathbf{v}_2, \dots, \mathbf{v}_F\}$ and global caption embedding \mathbf{e}_c into the interaction module.

Sum. It is an intuitive solution to compute the sum of each frame embedding and the global caption embedding to yield enhanced frame embedding:

$$\text{Sum}(\mathbf{v}_i, \mathbf{e}_c) = \mathbf{v}_i + \mathbf{e}_c \quad \text{for } i = 1, \dots, F, \quad (2)$$

where F is the number of frames.

MLP. We concatenate each frame embedding with the global caption embedding as a whole, then use the learnable Multi-layer Perceptron (MLP) to model weighted combinations of the two embeddings:

$$\text{MLP}(\mathbf{v}_i, \mathbf{e}_c) = f_\theta([\mathbf{v}_i, \mathbf{e}_c]) \quad \text{for } i = 1, \dots, F, \quad (3)$$

where $[\cdot, \cdot]$ is the denotes concatenation operation, f_θ is the MLP with parameter θ .

Cross Transformer. We also consider adopt the self-attention [33] for cross-modal interactions. As shown in Figure 3(c), the Cross Transformer operates on sequences of embeddings $\{\mathbf{v}_1, \dots, \mathbf{v}_F, \mathbf{e}_c\}$. These embeddings are passed through L “encoder-style” transformers blocks to produce final representations:

$$\text{Cross}(\mathbf{e}_v, \mathbf{e}_c) = f_\psi(\{\mathbf{e}_v, \mathbf{e}_c\}), \quad (4)$$

where $\{\}$ means that $\mathbf{e}_v, \mathbf{e}_c$ form a sequence, and f_ψ is the transformer encoders with parameter ψ .

Co-attention Transformer. Another typical information exchange mechanism is co-attention [22], which passes the keys and values from one modality as input to the other modality’s multi-headed attention block of a standard transformer encoder block. Here we introduce one co-attentional transformer layer to enable information exchange between modalities, followed by L standard transformer layers to model temporal information:

$$\text{CoAttn}(\mathbf{e}_v, \mathbf{e}_c) = f_{\phi_2}(f_{\phi_1}(\mathbf{e}_v, \mathbf{e}_c)), \quad (5)$$

where f_{ϕ_1} is the co-attentional transformer with parameter ϕ_1 and f_{ϕ_2} is the transformer encoders with parameter ϕ_2 .

Next, the frame embeddings generated by the Video-Caption interaction module will be then averaged for global matching or will be kept for fine-grained matching.

2.5. Complementary Query-Caption Matching

In addition to the aforementioned uses of caption for data augmentation and video feature enhancement, the generated caption itself can represent the content of the video, making it possible to use it directly for retrieval (*i.e.*, text-text retrieval). Specifically, each of the C captions generated by the video is then passed through the caption encoder to obtain its [CLS] text embedding. As shown in Figure 2(c), these caption embeddings are then aggregated to form a global representation. Then the cosine similarity between this global caption embedding and the global query embedding is calculated to complement the query-video matching.

Denotation. Given a batch of B triples $\{\mathbf{e}_{v_i}, \mathbf{e}_{t_i}, \mathbf{e}_{c_i}\}_{i=1}^B$, where $\mathbf{e}_{v_i}, \mathbf{e}_{t_i}, \mathbf{e}_{c_i}$ denote the i -th video, query, and caption embedding, respectively. Note that the term “embedding” used here is more general for convenience, the exact meaning of embedding will vary depending on the situation. For example, in query-video global matching, \mathbf{e}_{v_i} and \mathbf{e}_{t_i} represent the averaged video feature and global [CLS] text feature, respectively. In query-video fine-grain matching, \mathbf{e}_{v_i} and \mathbf{e}_{t_i} represent a sequence of frame embeddings and a sequence of word embeddings, respectively. In query-caption matching, \mathbf{e}_{c_i} represents a sequence of caption embeddings and \mathbf{e}_{t_i} represents a global [CLS] text feature, respectively.

Learning objectives. For the *Query-Caption* branch, we want the caption embedding \mathbf{e}_c and the query embedding

\mathbf{e}_t to be close while they are related and far apart when they are not during training phase. We follow the common practice [23, 34] to consider the bidirectional learning objective. We employ symmetric cross-entropy loss to maximize the similarity between matched *Query-Caption* pairs and minimize the similarity for other pairs:

$$\begin{aligned}\mathcal{L}_{C2Q} &= -\frac{1}{B} \sum_i \log \frac{\exp(s_{qc}(\mathbf{e}_{t_i}, \mathbf{e}_{c_i})/\tau)}{\sum_j \exp(s_{qc}(\mathbf{e}_{t_i}, \mathbf{e}_{c_j})/\tau)}, \\ \mathcal{L}_{Q2C} &= -\frac{1}{B} \sum_i \log \frac{\exp(s_{qc}(\mathbf{e}_{t_i}, \mathbf{e}_{c_i})/\tau)}{\sum_j \exp(s_{qc}(\mathbf{e}_{t_j}, \mathbf{e}_{c_i})/\tau)}, \\ \mathcal{L}_{QC} &= \frac{1}{2}(\mathcal{L}_{C2Q} + \mathcal{L}_{Q2C}),\end{aligned}\quad (6)$$

where $s_{qc}(\cdot, \cdot)$ represents the query-caption matching similarity function shown in Figure 2(c), and τ refers to the temperature hyper-parameter for scaling. Similarly, the contrastive loss for *Query-Video* branch is formulated as:

$$\begin{aligned}\mathcal{L}_{V2Q} &= -\frac{1}{B} \sum_i \log \frac{\exp(s_{qv}(\mathbf{e}_{t_i}, \mathbf{e}_{v_i})/\tau)}{\sum_j \exp(s_{qv}(\mathbf{e}_{t_i}, \mathbf{e}_{v_j})/\tau)}, \\ \mathcal{L}_{Q2V} &= -\frac{1}{B} \sum_i \log \frac{\exp(s_{qv}(\mathbf{e}_{t_i}, \mathbf{e}_{v_i})/\tau)}{\sum_j \exp(s_{qv}(\mathbf{e}_{t_j}, \mathbf{e}_{v_i})/\tau)}, \\ \mathcal{L}_{QV} &= \frac{1}{2}(\mathcal{L}_{V2Q} + \mathcal{L}_{Q2V}),\end{aligned}\quad (7)$$

where $s_{qv}(\cdot, \cdot)$ represents the query-video matching (*e.g.*, global matching, fine-grained matching) similarity function shown in Figure 2(b). The total loss \mathcal{L} is the sum of *Query-Video* loss \mathcal{L}_{QV} and *Query-Caption* loss \mathcal{L}_{QC} :

$$\mathcal{L} = \mathcal{L}_{QV} + \mathcal{L}_{QC}. \quad (8)$$

3. Experiments: Text-Video Retrieval

3.1. Setups

Datasets. We conduct experiment on four popular benchmarks for video-to-text retrieval and text-to-video retrieval tasks. MSR-VTT [39] contains a total of 10K video clips, each having 20 captions. Following the data splits from [8, 23, 26], we train models with associated captions on the Training-9K set and report results on the test 1K-A set. DiDeMo [1] has 10K videos paired with 40K descriptions. Following previous works [2, 17, 23], we concatenate all descriptions of one video to a single query, acting as a *video-paragraph* retrieval task. VATEX [36] collects ~ 35 K videos, each with multiple annotations. There are ~ 26 K videos for training, 1,500 videos for validation and 1,500 videos for testing. MSVD [38] contains 1,970 videos with 80K captions, with ~ 40 captions on average per video. There are 1,200, 100, and 670 videos in the train, validation, and test sets, respectively.

Evaluation Metrics. For brevity, we abbreviate Recall at K to $R@K$ ($K = 1, 5, 10$) upon all datasets, which computes the percentage of correct videos among the top K retrieved videos given textual queries (Text \rightarrow Video, and vice versa). MdR, Median Rank, computes the median of the ground-truth in the retrieval ranking list. MnR, Mean Rank, computes the mean rank of the correct results in the retrieval ranking list. Note that for MdR and MnR, the lower score means the better (indicated as \downarrow).

Implementation Details. In all experiments, we use the visual encoder of CLIP [29] as our video encoder and use the textual encoder of CLIP as both the caption and query encoders. To reduce conflict between the two branches, we train the query-video branch first, then the query-caption branch. The caption length is 32 and the video length is 12 for all datasets except DiDeMo (64 max words and 64 frames). The network is optimized by Adam [16] with a batch size of 128 and epoch 5. The initial learning rate is $1e-7$ for the clip parameters and $1e-4$ for the non-clip parameters, respectively. Following previous works [11, 21, 23], we train model for 5 epochs with Adam [16] optimizer and adopt a warmup [12] strategy. All learning rates follow the cosine learning rate schedule with a linear warmup. The number C of generated captions per video is set to 30. The number L of transformer layers is set to 4 for VATEX and MSR-VTT, and 1 for DiDeMo and MSVD.

3.2. Comparison with State-of-the-arts

Here we compare our Cap4Video with recent state-of-the-art methods on the four benchmarks, MSR-VTT [39], MSVD [38], VATEX [36] and DiDeMo [1]. Table 1 lists the comparisons on DiDeMo. We can see that our Cap4Video significantly surpasses CLIP4Clip [23] by **9.2%** R@1 and exceeds DRL [34] by **3.0%**, which proves the effectiveness of our method.

Method	R@1	R@5	R@10	MdR	MnR
CE [19]	15.6	40.9	-	8.2	-
ClipBERT [17]	21.1	47.3	61.1	6.3	-
Frozen [2]	31.0	59.8	72.4	3.0	-
TMVM [18]	36.5	64.9	75.4	3.0	-
CLIP4Clip [23]	42.8	68.5	79.2	2.0	18.9
TS2-Net [21]	41.8	71.6	82.0	2.0	14.8
HunYuan [27]	45.0	75.6	83.4	2.0	12.0
DRL [34]	49.0	76.5	84.5	2.0	-
Cap4Video (Ours)	52.0	79.4	87.5	1	10.5

Table 1. Results of text-to-video retrieval on the DiDeMo [1].

Comparisons with recent state-of-the-art models on MSR-VTT are provided in Table 2. Our approach significantly outperforms previous works and achieves new state-of-the-art performance with both ViT-B/32 and ViT-B/16

Method	Date	Text → Video					Video → Text				
		R@1	R@5	R@10	MdR↓	MnR↓	R@1	R@5	R@10	MdR↓	MnR↓
ClipBERT [17]	CVPR'20	22.0	46.8	59.9	6.0	-	-	-	-	-	-
MMT [8]	ECCV'20	26.6	57.1	69.6	4.0	-	27.0	57.5	69.7	3.7	21.3
SupportSet [28]	ICLR'21	30.1	58.5	69.3	3.0	-	28.5	58.6	71.6	3.0	-
Frozen [2]	ICCV'21	32.5	61.5	71.2	3.0	-	-	-	-	-	-
BridgeFormer [10]	CVPR'22	37.6	64.8	75.1	-	-	-	-	-	-	-
TMVM [18]	NeurIPS'22	36.2	64.2	75.7	3.0	-	34.8	63.8	73.7	3.0	-
<i>CLIP-ViT-B/32</i>											
CLIP4Clip [23]	ArXiv'21	44.5	71.4	81.6	2.0	15.3	42.7	70.9	80.6	2.0	11.6
CenterCLIP [43]	SIGIR'22	44.2	71.6	82.1	2.0	15.1	42.8	71.7	82.2	2.0	10.9
CAMoE [6]	ArXiv'21	44.6	72.6	81.8	2.0	13.3	45.1	72.4	83.1	2.0	10.0
CLIP2Video [7]	ArXiv'21	45.6	72.6	81.7	2.0	14.6	43.5	72.3	82.1	2.0	10.2
X-Pool [11]	CVPR'22	46.9	72.8	82.2	2.0	14.3	-	-	-	-	-
QB-Norm [3]	CVPR'22	47.2	73.0	83.0	2.0	-	-	-	-	-	-
TS2-Net [21]	ECCV'22	47.0	74.5	83.8	2.0	13.0	45.3	74.1	83.7	2.0	9.2
DRL [34]	ArXiv'22	47.4	74.6	83.8	2.0	-	45.3	73.9	83.3	2.0	-
Cap4Video (Ours)		49.3	74.3	83.8	2.0	12.0	47.1	73.7	84.3	2.0	8.7
<i>CLIP-ViT-B/16</i>											
CLIP2TV [9]	ArXiv'21	48.3	74.6	82.8	2.0	14.9	46.5	75.4	84.9	2.0	10.2
CenterCLIP [43]	SIGIR'22	48.4	73.8	82.0	2.0	13.8	47.7	75.0	83.3	2.0	10.2
TS2-Net [21]	ECCV'22	49.4	75.6	85.3	2.0	13.5	46.6	75.9	84.9	2.0	8.9
DRL [34]	ArXiv'22	50.2	76.5	84.7	1.0	-	48.9	76.3	85.4	2.0	-
Cap4Video (Ours)		51.4	75.7	83.9	1.0	12.4	49.0	75.2	85.0	2.0	8

Table 2. Retrieval results on the validation set of MSR-VTT 1K [39]. Here we report results **without** any post-processing operations (e.g., DSL [6] or QB-Norm [3]) during inference.

Method	R@1	R@5	R@10	MdR	MnR
CE [19]	19.8	49.0	63.8	6.0	-
SUPPORT [28]	28.4	60.0	72.9	4.0	-
CLIP [29]	37.0	64.1	73.8	3.0	-
Frozen [2]	33.7	64.7	76.3	3.0	-
TMVM [18]	36.7	67.4	81.3	2.5	-
CLIP4Clip [23]	45.2	75.5	84.3	2.0	10.3
X-Pool [11]	47.2	77.4	86.0	2.0	9.3
Cap4Video (Ours)	51.8	80.8	88.3	1	8.3

Table 3. Results of text-to-video retrieval on the MSVD [38].

Method	R@1	R@5	R@10	MdR	MnR
HGR [5]	35.1	73.5	83.5	2.0	-
CLIP [29]	39.7	72.3	82.2	2.0	12.8
SUPPORT [28]	44.9	82.1	89.7	1.0	-
CLIP4Clip [23]	55.9	89.2	95.0	1.0	3.9
Clip2Video [7]	57.3	90.0	95.5	1.0	3.6
QB-Norm [3]	58.8	88.3	93.8	1.0	-
TS2-Net [21]	59.1	90.0	95.2	1.0	3.5
Cap4Video (Ours)	66.6	93.1	97.0	1	2.7

Table 4. Results of text-to-video retrieval on the VATEX [36].

backbones. For example, on text-to-video retrieval, we achieve **+4.8%** higher R@1 than CLIP4Clip with the same ViT-B/32. Also, our Cap4Video outperforms the brand-new method TS2-Net [21] by **2.3%** and **2.0%** with ViT-B/32 and ViT-B/16, respectively.

Table 3 and Table 4 show results for the MSVD dataset and VATEX dataset, respectively. We use the ViT-B/16 as our backbone. For MSVD, our model achieves remarkable performance 51.8% R@1 and a performance improvement of **6.6%**, **4.6%** on text-to-video retrieval when compared to CLIP-based models CLIP4Clip [23] and X-Pool [24], re-

spectively. For VATEX, our approach also outperforms the recent state-of-the-art methods and achieves **+7.5%** R@1 improvement over TS2-Net [21] for text-to-video retrieval. Recently, a few methods post-process the similarity generated by the model to significantly improve performance. It should be noted that in all of the Tables, the results are reported **without** any unfair post-processing processes, such as DSL [6] and QB-Norm [3].

Overall, the consistent state-of-the-art performance across four benchmarks demonstrates the effectiveness of our Cap4Video.

Method	Global embedding matching					Fine-grained embedding matching				
	R@1	R@5	R@10	MdR↓	MnR↓	R@1	R@5	R@10	MdR↓	MnR↓
Baseline	42.8	70.4	79.0	2	16.6	45.7	73.7	82.6	2	13.1
<i>+Different Sources of Caption as Data Augmentation</i>										
Video Title from Source URL	43.8	71.1	80.9	2	15.1	44.3	72.7	83.5	2	13.1
Zero-shot Video Captioning	44.2	70.7	81.5	2	16.2	46.3	72.5	81.7	2	12.9
<i>+Different Number of Captions for Data Augmentation</i>										
Top-1	44.2	70.7	81.5	2	16.2	46.3	72.5	81.7	2	12.9
Top-3	43.3	71.7	81.6	2	15.0	45.5	73.8	82.4	2	12.7
Top-5	43.4	70.6	80.4	2	16.2	45.6	72.7	82.7	2	12.9
<i>+Video-Caption Feature Interaction</i>										
Video Only	44.2	70.7	81.5	2	16.2	46.3	72.5	81.7	2	12.9
Sum	43.8	71.5	80.3	2	16.1	47.2	73.3	82.8	2	13.1
Concat-MLP	37.5	66.1	78.4	3	15.7	40.0	68.7	79.9	2	12.7
Cross Transformer	44.6	71.6	80.3	2	14.6	47.9	75.4	83.0	2	11.5
Co-attention Transformer	45.3	71.2	80.9	2	15.0	48.5	74.0	82.5	2	12.7
<i>+Query-Caption Matching Score</i>										
Query-Video Only	45.3	71.2	80.9	2	15.0	48.5	74.0	82.5	2	12.7
Query-Caption Only	30.7	55.2	67.5	4	26.4	30.7	55.2	67.5	4	26.4
Query-Video + Query-Caption	45.6	71.7	81.2	2	14.8	49.3	74.2	83.4	2	12.1

Table 5. Component-wise evaluation of our framework on the MSR-VTT 1K validation set. With the ViT-B/32 backbone, we report the text-to-video retrieval results for two representative Query-Video matching mechanisms: global matching and fine-grained matching. The consistent improvement on two typical matching mechanisms demonstrates the generalization ability and effectiveness of our method.

3.3. Ablation Study

In this section, we provide detailed ablation studies to clarify the effects of each part of our design. Results are obtained using the ViT-B/32 backbone.




Auxiliary caption as data augmentation. We begin by investigating the impact of captions on data augmentation for training. In a real-world scenario, we believe that the original video title would naturally be an additional auxiliary caption. As a result, we use the annotation of the dataset to manually extract the title from the video’s original webpage, ignoring the expired source link, and compare it to the caption generated by the GPT-2 model. The results of different sources of the caption are shown in Table 5, from which we can see that using the captions generated by the web-scale model as data augmentation for training can directly bring additional R@1 improvements (+1.4%, +0.6%) under both matching mechanisms. For global matching, using video titles can also bring a 1% improvement.

Then we explore how many generated captions to use as augmentation. We use the caption filtering mechanism mentioned in Sec. 2.3 to rank the relevancy of captions and ground-truth query, then select different numbers of captions for training. Results show that one caption is enough.

Video-Caption feature interaction. As stated in Sec. 2.4, we design four ways for Video-Caption feature interaction. From Table 5, we summarize the following observations: 1)

The most basic feature interaction approach, *Sum*, can enhance fine-grained matching by 0.9% R@1, but there is no discernible gain in global matching. 2) *MLP* is difficult to optimize and perform poorly in both matching settings. We conjecture that, while the *MLP* provides a nonlinear metric space, its operation in a black-box environment may cause degradation. 3) *Cross Transformer* brings +0.4%, +1.6% improvements in two matching settings, respectively, which may be attributed to the self-attention mechanism that can capture the inter-modal relationship between video and caption. 4) Furthermore, *Co-attention Transformer* can boost the performance by +1.1% and +2.2% for these two matching mechanisms. In summary, the experimental results show that proper interaction between video and the generated caption can produce better video representation for improving Query-Video matching.

Query-Caption matching. We further investigate the Query-Caption matching branch for text-video retrieval. We use the mean pooling to aggregate caption embeddings to yield a global embedding. As shown in Table 5, the single Query-Caption matching branch can achieve 30.7% R@1 on text-to-video retrieval, outperforming several previous query-video matching methods such as ClipBERT [17](22.0%) and MMT [17](26.6%). This encourages us to combine its score with Query-Video matching branch, further improving the performance (+0.8%).

Query7765 : a person is discussing a car.			
Video	Rank	+ Caption	Rank
	6	video of a car camera recording the driver's voice.	1
	4	video showing the car in a parking spot.	2
	5	video of SUV in the video below shows a salesman talking to an audience.	3




Query9616 : person is recording the brown horse which is having fun.			
Video	Rank	+ Caption	Rank
	2	video of the horse jumping over a fence at Ranch in Nevada was captured on camera.	1
	1	video showing animation of a horse's simulation, which simulates the game.	2
	4	video showing a horse simulation video game in which you could see your avatar being animated by the camera.	3

Figure 4. The text-video results on the MSR-VTT 1K-A test set. The left is the ranking results of query-video matching model, and the right is the ranking results of Cap4Video which involve generated caption to enhance retrieval. Please zoom in for best view.

The results demonstrate that the Query-Caption matching branch can complement the regular Query-Video matching branch for enhanced text-video retrieval.

Overall, Our Cap4Video employs the generated captions from three aspects: input data augmentation, intermediate feature interaction, and output score fusion, resulting in consistent improvements (+2.8% and +3.6%) for both matching mechanisms.

3.4. Visualization

We present two examples of videos retrieved by our method and the model without auxiliary captions. As shown in Figure 4, with the help of the caption, our Cap4Video successfully retrieves the ground-truth video, whereas the video-only model returns several videos that are somewhat relevant to the query but are not precise. *See more qualitative results in Supplementary.*

4. Related Works

Zero-shot Image Captioning. In NLP, OpenAI presented the transformer-based [33] GPT models [4,30] which are trained on large-scale text corpora and can then generate text given a prompt. In computer vision, CLIP [29] has emerged as a successful vision-language alignment model by training on 400M noisy web-collected image-text pairs. On tasks such as image classification and image-text retrieval, the learned joint model shows impressive zero-shot

performance. However, the research on transferring web-scale models to zero-shot image captioning is still limited. ZeroCap [32] first proposes to employ CLIP together with the GPT-2 language model to generate a textual description of the input image, benefiting from the knowledge in both web-scale models. ZeroCap is truly zero-shot, where the optimization is performed “*ex post facto*” in the activation space without re-training or fine-tuning the model parameters. More recently, MAGIC [31] also employs CLIP scores to shift GPT-2 logits towards image correspondence. Despite this, it is necessary to fine-tune the GPT-2 on the text corpus of MS-COCO captions. In this paper, we expand the zero-shot capability of ZeroCap [32] to the video domain to generate auxiliary captions without additional training.

Text-Video Retrieval. Text-Video Retrieval aims to find relevant video content based on natural language descriptions. Early studies [5, 8, 20, 35, 37] focus on knowledge transfer from “expert” models and capture intra-modal and cross-modal interaction based on pre-extracted features. However, the performance of these methods is limited since they cannot perform end-to-end optimization. Recently, more methods involve end-to-end training for text-video retrieval. One typical line [2, 25, 26] is to first do large-scale text-video pre-training, then transfer the model to the downstream text-video retrieval tasks. Meanwhile, mismatching noise in text-video retrieval datasets may exist. Another training-efficient line is to directly expand the pre-trained image-text model to the text-video retrieval task. CLIPBERT [17] enables affordable pioneering end-to-end training with a sparse sampling strategy. After that, more recent works [3, 7, 9, 11, 21, 23, 43] focus on transferring knowledge from publicly available CLIP models that have been pre-trained on 400M image-text pairs. CLIP4Clip [23] firstly provides a strong baseline with CLIP’s initialization. The research path has evolved from the most direct global matching (*i.e.*, video-sentence alignment [9, 23]) to fine-grained matching (*e.g.*, frame-word alignment [34], video-word alignment [11], multi-hierarchical alignment [7, 27], *etc.*). Unlike these previous efforts on query-video matching, we propose to generate auxiliary captions from offline videos to improve text-video retrieval. Thus our method is compatible with both global and fine-grained matching.

5. Conclusion

We present a new framework Cap4Video which use captions generated by web-scale language models to benefit the text-video matching in three aspects: 1) Input data augmentation for training. 2) Intermediate video-caption feature interaction for compact video representations. 3) Output score fusion for enhance text-video retrieval. Cap4Video achieves consistent improvements on four standard text-video retrieval benchmarks and outperform the state-of-the-art by a clear margin.

References

- [1] Lisa Anne Hendricks, Oliver Wang, Eli Shechtman, Josef Sivic, Trevor Darrell, and Bryan Russell. Localizing moments in video with natural language. In *ICCV*, pages 5803–5812, 2017. 2, 5
- [2] Max Bain, Arsha Nagrani, Gül Varol, and Andrew Zisserman. Frozen in time: A joint video and image encoder for end-to-end retrieval. In *ICCV*, pages 1728–1738, 2021. 5, 6, 8
- [3] Simion-Vlad Bogolin, Ioana Croitoru, Hailin Jin, Yang Liu, and Samuel Albanie. Cross modal retrieval with querybank normalisation. In *CVPR*, pages 5194–5205, 2022. 6, 8
- [4] Tom Brown, Benjamin Mann, Nick Ryder, Melanie Subbiah, Jared D Kaplan, Prafulla Dhariwal, Arvind Neelakantan, Pranav Shyam, Girish Sastry, Amanda Askell, et al. Language models are few-shot learners. *Advances in neural information processing systems*, 33:1877–1901, 2020. 8
- [5] Shizhe Chen, Yida Zhao, Qin Jin, and Qi Wu. Fine-grained video-text retrieval with hierarchical graph reasoning. In *CVPR*, pages 10638–10647, 2020. 6, 8
- [6] Xing Cheng, Hezheng Lin, Xiangyu Wu, Fan Yang, and Dong Shen. Improving video-text retrieval by multi-stream corpus alignment and dual softmax loss. *arXiv preprint arXiv:2109.04290*, 2021. 6
- [7] Han Fang, Pengfei Xiong, Luhui Xu, and Yu Chen. Clip2video: Mastering video-text retrieval via image clip. *arXiv preprint arXiv:2106.11097*, 2021. 1, 2, 6, 8
- [8] Valentin Gabeur, Chen Sun, Karteek Alahari, and Cordelia Schmid. Multi-modal transformer for video retrieval. In *ECCV*, pages 214–229. Springer, 2020. 5, 6, 8
- [9] Zijian Gao, Jingyu Liu, Sheng Chen, Dedan Chang, Hao Zhang, and Jinwei Yuan. Clip2tv: An empirical study on transformer-based methods for video-text retrieval. *arXiv preprint arXiv:2111.05610*, 2021. 1, 2, 6, 8
- [10] Yuying Ge, Yixiao Ge, Xihui Liu, Dian Li, Ying Shan, Xiaohu Qie, and Ping Luo. Bridging video-text retrieval with multiple choice questions. In *CVPR*, pages 16167–16176, 2022. 6
- [11] Satya Krishna Gorti, Noël Vouitsis, Junwei Ma, Keyvan Golestan, Maksims Volkovs, Animesh Garg, and Guangwei Yu. X-pool: Cross-modal language-video attention for text-video retrieval. In *CVPR*, pages 5006–5015, 2022. 1, 5, 6, 8
- [12] Priya Goyal, Piotr Dollár, Ross Girshick, Pieter Noordhuis, Lukasz Wesolowski, Aapo Kyrola, Andrew Tulloch, Yangqing Jia, and Kaiming He. Accurate, large mini-batch sgd: Training imagenet in 1 hour. *arXiv preprint arXiv:1706.02677*, 2017. 5
- [13] Chao Jia, Yinfei Yang, Ye Xia, Yi-Ting Chen, Zarana Parekh, Hieu Pham, Quoc Le, Yun-Hsuan Sung, Zhen Li, and Tom Duerig. Scaling up visual and vision-language representation learning with noisy text supervision. In *International Conference on Machine Learning*, pages 4904–4916. PMLR, 2021. 1
- [14] Chao Jia, Yinfei Yang, Ye Xia, Yi-Ting Chen, Zarana Parekh, Hieu Pham, Quoc Le, Yun-Hsuan Sung, Zhen Li, and Tom Duerig. Scaling up visual and vision-language representation learning with noisy text supervision. In *ICML*, pages 4904–4916. PMLR, 2021. 2
- [15] Omar Khattab and Matei Zaharia. Colbert: Efficient and effective passage search via contextualized late interaction over bert. In *Proceedings of the 43rd International ACM SIGIR conference on research and development in Information Retrieval*, pages 39–48, 2020. 2
- [16] Diederik P Kingma and Jimmy Ba. Adam: A method for stochastic optimization. In *ICLR*, 2015. 5
- [17] Jie Lei, Linjie Li, Luwei Zhou, Zhe Gan, Tamara L Berg, Mohit Bansal, and Jingjing Liu. Less is more: Clipbert for video-and-language learning via sparse sampling. In *CVPR*, pages 7331–7341, 2021. 5, 6, 7, 8
- [18] Chengzhi Lin, Ancong Wu, Junwei Liang, Jun Zhang, Wenhao Ge, Wei-Shi Zheng, and Chunhua Shen. Text-adaptive multiple visual prototype matching for video-text retrieval. *arXiv preprint arXiv:2209.13307*, 2022. 5, 6
- [19] Yang Liu, Samuel Albanie, Arsha Nagrani, and Andrew Zisserman. Use what you have: Video retrieval using representations from collaborative experts. *arXiv preprint arXiv:1907.13487*, 2019. 5, 6
- [20] Yang Liu, Samuel Albanie, Arsha Nagrani, and Andrew Zisserman. Use what you have: Video retrieval using representations from collaborative experts. *arXiv preprint arXiv:1907.13487*, 2019. 8
- [21] Yuqi Liu, Pengfei Xiong, Luhui Xu, Shengming Cao, and Qin Jin. Ts2-net: Token shift and selection transformer for text-video retrieval. *arXiv preprint arXiv:2207.07852*, 2022. 5, 6, 8
- [22] Jiaseen Lu, Dhruv Batra, Devi Parikh, and Stefan Lee. Vilbert: Pretraining task-agnostic visiolinguistic representations for vision-and-language tasks. *Advances in neural information processing systems*, 32, 2019. 4
- [23] Huaishao Luo, Lei Ji, Ming Zhong, Yang Chen, Wen Lei, Nan Duan, and Tianrui Li. Clip4clip: An empirical study of clip for end to end video clip retrieval. *arXiv preprint arXiv:2104.08860*, 2021. 1, 2, 5, 6, 8
- [24] Yiwei Ma, Guohai Xu, Xiaoshuai Sun, Ming Yan, Ji Zhang, and Rongrong Ji. X-clip: End-to-end multi-grained contrastive learning for video-text retrieval. In *ACM MM*, pages 638–647, 2022. 6
- [25] Antoine Miech, Jean-Baptiste Alayrac, Lucas Smaira, Ivan Laptev, Josef Sivic, and Andrew Zisserman. End-to-end learning of visual representations from uncurated instructional videos. In *CVPR*, pages 9879–9889, 2020. 8
- [26] Antoine Miech, Dimitri Zhukov, Jean-Baptiste Alayrac, Makarand Tapaswi, Ivan Laptev, and Josef Sivic. Howto100m: Learning a text-video embedding by watching hundred million narrated video clips. In *ICCV*, pages 2630–2640, 2019. 5, 8
- [27] Shaobo Min, Weijie Kong, Rong-Cheng Tu, Dihong Gong, Chengfei Cai, Wenzhe Zhao, Chenyang Liu, Sixiao Zheng, Hongfa Wang, Zhifeng Li, et al. Hunyuan.tvr for text-video retrieval. *arXiv preprint arXiv:2204.03382*, 2022. 1, 5, 8
- [28] Mandela Patrick, Po-Yao Huang, Yuki Asano, Florian Metzger, Alexander G Hauptmann, Joao F Henriques, and Andrea Vedaldi. Support-set bottlenecks for video-text representation learning. In *ICLR*, 2021. 6

- [29] Alec Radford, Jong Wook Kim, Chris Hallacy, Aditya Ramesh, Gabriel Goh, Sandhini Agarwal, Girish Sastry, Amanda Askell, Pamela Mishkin, Jack Clark, et al. Learning transferable visual models from natural language supervision. In *ICML*, pages 8748–8763. PMLR, 2021. 1, 2, 3, 5, 6, 8
- [30] Alec Radford, Jeff Wu, Rewon Child, David Luan, Dario Amodei, and Ilya Sutskever. Language models are unsupervised multitask learners. 2019. 1, 2, 3, 8
- [31] Yixuan Su, Tian Lan, Yahui Liu, Fangyu Liu, Dani Yogatama, Yan Wang, Lingpeng Kong, and Nigel Collier. Language models can see: Plugging visual controls in text generation. *arXiv preprint arXiv:2205.02655*, 2022. 8
- [32] Yoav Tewel, Yoav Shalev, Idan Schwartz, and Lior Wolf. Zerocap: Zero-shot image-to-text generation for visual-semantic arithmetic. In *Proceedings of the IEEE/CVF Conference on Computer Vision and Pattern Recognition*, pages 17918–17928, 2022. 2, 3, 8
- [33] Ashish Vaswani, Noam Shazeer, Niki Parmar, Jakob Uszkoreit, Llion Jones, Aidan N Gomez, Łukasz Kaiser, and Illia Polosukhin. Attention is all you need. In *Advances in neural information processing systems*, pages 5998–6008, 2017. 4, 8
- [34] Qiang Wang, Yanhao Zhang, Yun Zheng, Pan Pan, and Xian-Sheng Hua. Disentangled representation learning for text-video retrieval. *arXiv preprint arXiv:2203.07111*, 2022. 1, 2, 5, 6, 8
- [35] Wenzhe Wang, Mengdan Zhang, Runnan Chen, Guanyu Cai, Penghao Zhou, Pai Peng, Xiaowei Guo, Jian Wu, and Xing Sun. Dig into multi-modal cues for video retrieval with hierarchical alignment. In *IJCAI*, pages 1113–1121, 2021. 8
- [36] Xin Wang, Jiawei Wu, Junkun Chen, Lei Li, Yuan-Fang Wang, and William Yang Wang. Vatex: A large-scale, high-quality multilingual dataset for video-and-language research. In *ICCV*, pages 4581–4591, 2019. 2, 5, 6
- [37] Xiaohan Wang, Linchao Zhu, and Yi Yang. T2vlad: global-local sequence alignment for text-video retrieval. In *Proceedings of the IEEE/CVF Conference on Computer Vision and Pattern Recognition*, pages 5079–5088, 2021. 8
- [38] Zuxuan Wu, Ting Yao, Yanwei Fu, and Yu-Gang Jiang. Deep learning for video classification and captioning. In *Frontiers of multimedia research*, pages 3–29. 2017. 2, 5, 6
- [39] Jun Xu, Tao Mei, Ting Yao, and Yong Rui. Msr-vtt: A large video description dataset for bridging video and language. In *CVPR*, pages 5288–5296, 2016. 2, 5, 6
- [40] Lewei Yao, Runhui Huang, Lu Hou, Guansong Lu, Minzhe Niu, Hang Xu, Xiaodan Liang, Zhenguo Li, Xin Jiang, and Chunjing Xu. Filip: Fine-grained interactive language-image pre-training. In *ICLR*, 2021. 2
- [41] Jiahui Yu, Zirui Wang, Vijay Vasudevan, Legg Yeung, Mojtaba Seyedhosseini, and Yonghui Wu. Coca: Contrastive captioners are image-text foundation models. *arXiv preprint arXiv:2205.01917*, 2022. 1
- [42] Lu Yuan, Dongdong Chen, Yi-Ling Chen, Noel Codella, Xiyang Dai, Jianfeng Gao, Houdong Hu, Xuedong Huang, Boxin Li, Chunyuan Li, et al. Florence: A new foundation model for computer vision. *arXiv preprint arXiv:2111.11432*, 2021. 1
- [43] Shuai Zhao, Linchao Zhu, Xiaohan Wang, and Yi Yang. Centerclip: Token clustering for efficient text-video retrieval. *arXiv preprint arXiv:2205.00823*, 2022. 6, 8