

Detecting TCP Packet Reordering in the Data Plane

YUFEI ZHENG, Princeton University, USA

HUACHENG YU, Princeton University, USA

JENNIFER REXFORD, Princeton University, USA

Network administrators are often interested in detecting TCP-level packet reordering to diagnose performance problems and neutralize attacks. However, packet reordering is expensive to measure, because each packet must be processed relative to the TCP sequence number of its predecessor in the same flow. Due to the volume of traffic, the detection of packet reordering should take place in the data plane of the network devices as the packets fly by. However, restrictions on the memory size and the number of memory accesses per packet make it impossible to design an efficient algorithm for pinpointing the flows with heavy packet reordering.

In practice, packet reordering is typically a property of a *network path*, due to a congested or flaky link. Flows traversing the same path are correlated in their out-of-orderness, and aggregating out-of-order statistics at the IP prefix level would provide useful diagnostic information. In this paper, we present efficient algorithms for identifying *IP prefixes* with heavy packet reordering under memory restrictions. First, we analyze as much of the traffic as possible by going after the largest flows. Next, we sample as many flows as possible, regardless of their sizes. To achieve the best of both worlds, we also combine these two methods. In all algorithms, we resolve the challenging interplay between measuring at the flow level and aggregating at the prefix level by allocating memory using prefix information. Our simulation experiments using packet traces from a campus network show that our algorithms are effective at identifying IP prefixes with heavy packet reordering using moderate memory resources.

1 INTRODUCTION

Transmission Control Protocol (TCP) performance problems are often associated with packet reordering. Packet loss, commonly caused by congested links, triggers TCP senders to retransmit packets, leading the retransmitted packets to appear out of order. Also, the network itself can cause packet reordering, due to malfunctioning equipment or traffic splitting over multiple links [17]. TCP overreacts to inadvertent reordering by retransmitting packets that were not actually lost and erroneously reducing the sending rate [5, 17]. In addition, reordering of acknowledgment packets muddles TCP’s self-clocking property, and induces bursts of traffic [4]. Perhaps more strikingly, reordering can be a form of denial-of-service (DoS) attack. In this scenario, an adversary persistently reorders existing packets, or injects malicious reordering into the network, to make the goodput low or even close to zero, despite delivering all of the packets [1, 7].

To diagnose performance problems and neutralize attacks, it is therefore crucial to detect packet reordering quickly and efficiently, e.g., on the order of minutes. Due to the sheer volume of traffic, the detection of packet reordering should take place in the data plane of network devices as the packets fly by. This is because each packet must be processed in conjunction with its predecessor in the same flow, which renders simple packet sampling insufficient. In many cases, it suffices to report reordering at a coarser level, such as to identify the IP prefixes associated with performance problems. In this paper, we focus on an edge network. Since routing is determined at the IP prefix level, by identifying heavily reordered source prefixes in the incoming traffic, we can locate the part of network experiencing trouble. However, this does *not* obviate the need to maintain state for at least some flows, as packet reordering is still a flow-level phenomenon.

The emergence of programmable data planes makes it possible to keep simple reordering statistics directly in the packet-processing pipeline. With flexible parsing, we can extract the header fields we need to analyze the packets in a flow, including the TCP flow identifier (source and destination IP addresses and port numbers) and the TCP sequence number for each packet. Using register

arrays, we can keep state across successive packets of the same flow. In addition, simple arithmetic operations allow us to detect reordering and count the number of out-of-order packets in a flow.

However, the limited memory in the programmable data plane usually needs to be shared among several monitoring tasks, and keeping per-flow state is taxing on the memory resources. To see that, simply storing the flow signatures for a 5-minute traffic trace from a campus network could take more than 2^{28} bits of memory, which is already a significant fraction of the total register memory in bits available on a Tofino switch, without even accounting for the memory necessary to keep the statistics for each flow. Moreover, to keep up with line rate, we can only access memory a small constant number of times for each packet, which limits our choice of data structures. As in many previous works [3, 19], we turn to the hash-indexed array for our algorithms. Due to the number of processing stages present in the hardware, it is also impossible to use more than a small constant number of arrays. Furthermore, since the data-plane hardware has limited bandwidth for communicating with the control-plane software, we cannot offload monitoring tasks to the control plane. As such, we need to design compact data structures that work within these constraints.

In this paper, we present data structures that detect and report packet-reordering statistics to the control plane. As packet reordering is typically a property of a network path, packets traversing the same path at the same time are often correlated in their out-of-orderness. This hints that we can identify prefixes with heavy packet reordering without needing to sieve through *all* of the flows in that prefix. To work with the limited memory, we approach this problem from two different directions:

- Study as much of the *traffic* as possible by going after the heavy flows, since it is memory efficient to identify heavy hitters, even in the data plane [3, 19, 21]. However, with heavy hitters not being the only flows of interest, this method is not robust if the traffic distribution contains heavy-reordering prefixes with only non-heavy flows.
- Sample as many *flows* as possible, regardless of their sizes. The minor drawback is that the amount of communication necessary from the data plane to the control plane, though not to the extent of overwhelming hardware resources, could be significantly larger than that of the first approach.

To achieve the best of both worlds, we also propose a combination of these two approaches.

The interplay between measuring at the flow level and acting at the prefix level lies in the heart of this problem. To decide which set of flows to monitor, we need to incorporate prefix identity in managing the data structures, which gives rise to the idea of allocating memory on the prefix level.

In what follows, § 2 formulates the reordering problem and shows hardness of identifying out-of-order heavy flows. We elaborate on the two approaches for finding heavily reordered prefixes in § 3, and briefly discuss a combination of the two. In § 4, we verify the correlation among flows from the same prefix through measurement results, and demonstrate that our algorithms are extremely memory-efficient. We discuss related work in § 5 and then conclude our paper in § 6.

2 PROBLEM FORMULATION: IDENTIFY HEAVY OUT-OF-ORDER IP PREFIXES

Consider a switch close to the receiving hosts, where we observe a stream of incoming packets (Figure 1). Our goal is to identify the senders whose paths to the receivers are experiencing performance problems, through counting out-of-order packets. In § 2.1, we first introduce notations and definitions at the flow level, and show that identifying flows with heavy reordering is hard, even with randomness and approximation. Later, in § 2.2, we extend the definitions to the prefix level, then discuss possible directions to identify heavy out-of-order prefixes.

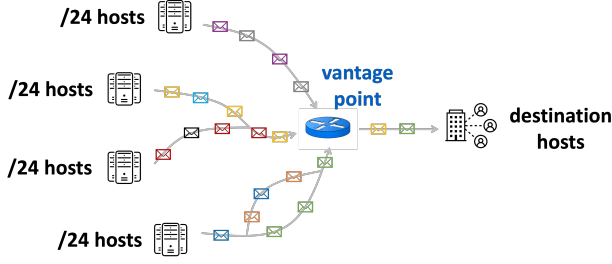


Fig. 1. Different source prefixes send packets over different paths. Packets on a path are colored differently to show that traffic from a single prefix has a mix of packets from different flows. While flows from a single prefix may split over parallel subpaths, they do share many portions of their network resources.

2.1 Flow-level reordering statistics

2.1.1 Definitions at the flow level. Consider a stream S of TCP packets from different remote senders to the local receivers. In practice, TCP packets may contain payloads, and sequence numbers advance by the length of payload in bytes. But, to keep the discussions simple, we assume sequence numbers advance by 1 at a time, and we ignore sequence number rollovers. We note that these assumptions can be easily adjusted to reflect the more realistic scenarios. Then, a packet can be abstracted as a 3-tuple (f, s, t) , with $f \in \mathcal{F}$ being its flow ID, $s \in [I]$ the sequence number and t the timestamp. In this case, a flow ID is a 4-tuple of source and destination IP addresses, and the source and destination TCP port numbers.

Let $S_f = \{(f, s_i, t_i)\}_{i=1}^{N_f} \subseteq S$ be the set of packets corresponding to some flow f , sorted by time t_i in ascending order. We say the packets of flow f are perfectly *in-order* if $s_{i+1} = s_i + 1$ for all i in $[N_f - 1]$. By commonly used definitions, the i th packet in flow f is *out-of-order* if it has:

Definition 1 a lower sequence number than its predecessor in f , $s_i < s_{i-1}$.

Definition 2 a sequence number larger than that expected from its predecessor in f , $s_i > s_{i-1} + 1$.

Definition 3 a smaller sequence number than the maximum sequence number seen in f so far,

$$s_i < \max_{j \in [i-1]} s_j.$$

When $s_i < s_{i-1}$ in flow f , we sometimes say an *out-of-order event* occurs at packet i with respect to Definition 1. Out-of-order events with respect to other definitions are similarly defined. Under each definition, denote the number of out-of-order packets in flow f as O_f , a flow f is said to be *out-of-order heavy* if $O_f > \epsilon N_f$ for some small $\epsilon > 0$.

In practice, none of these three definitions is a clear winner. Rather, different applications may call for different metrics. From an algorithmic point of view, Definition 1 and Definition 2 are essentially identical, in that detecting the out-of-order events only requires comparing adjacent pairs of packets. An out-of-order event with respect to Definition 3, however, is far more difficult to uncover, as looking at pairs of packets is no longer enough—the algorithm always has to record the maximum sequence number (over a potentially large number of packets) in order to report such events. In this paper, we focus on Definition 1 and show that easy modifications to the algorithms can be effective for Definition 2.

2.1.2 A strawman solution for identifying out-of-order heavy flows. A naive algorithm that identifies out-of-order heavy flows would memorize, for every flow, the flow ID f , the sequence number s of the latest arriving packet from f when using Definition 1, and the number of out-of-order packets o . When a new packet of f arrives, we go to its flow record, and compare its sequence number s' with s . If $s' < s$, the new packet is out-of-order and we increment o by 1.

For Definition 2, we simply save the expected sequence number $s + 1$ of the next packet when maintaining the flow record, and compare it to that of the new packet, according to Definition 2. We see that different definitions only slightly altered the sequence numbers saved in memory, and we always decide whether an out-of-order event has happened based on the comparison.

2.1.3 Memory lower bound for identifying out-of-order heavy flows. To show that identifying out-of-order heavy flows is fundamentally expensive, we want to construct a worst-case packet stream, for which detecting heavy reordering requires a lot of memory. For simplicity, we consider the case where heavy reordering occurs in only one of the $|\mathcal{F}|$ flows, and let this flow be f . If f is also heavy in size, it suffices to use a heavy-hitter data structure to identify f . Problems arise when f is not that heavy on any timescale, and yet is not small enough to be completely irrelevant. A low-rate, long-lived flow fits such a profile. Unless given a lot of memory, a heavy-hitter data structure is incapable of identifying f . Moreover, since the packet inter-arrival times for a low-rate flow are large, to see more than one packet from f , the record of f would need to remain in memory for a longer duration, relative to other short-lived or high-rate flows.

Next we formalize this intuition, and show that given some flow f , it is infeasible for a streaming algorithm to always distinguish whether O_f is large or not, with memory sublinear in the total number of flows $|\mathcal{F}|$, even with randomness and approximation.

CLAIM 1. *Divide a stream with at most $|\mathcal{F}|$ flows into k time-blocks B_1, B_2, \dots, B_k . It is guaranteed that one of the following two cases holds:*

- (1) *For any pair of blocks B_i and B_j with $i \neq j$, there does not exist a flow that appears in both B_i and B_j .*
- (2) *There exists a unique flow f that appears in $\Theta(k)$ blocks.*

Then distinguishing between the two cases is hard for low-memory algorithms. Specifically, a streaming algorithm needs $\Omega(\min(|\mathcal{F}|, \frac{|\mathcal{F}|}{k} \log \frac{1}{\delta}))$ bits of space to identify f with probability at least $1 - \delta$, if f exists.

Claim 1 follows from reducing the communication problem MostlyDisjoint stated in [10], by treating elements of the sets as flow IDs in a packet stream.

Claim 1 implies the hardness of identifying out-of-order heavy flows, as the unique flow f may have many packets, but not be heavy enough for a heavy-hitter algorithm to detect it efficiently. Deciding whether such a flow exists is already difficult, identifying it among other flows is at least as difficult. Consequently, checking whether it has many out-of-order packets is difficult as well.

The same reduction also implies that detecting duplicated packets requires $\Omega(|\mathcal{F}|)$ space. In fact, Claim 1 corroborates the common perception that measuring performance metrics such as round-trip delays, reordering, and retransmission in the data plane is generally challenging, as it is hard to match tuples of packets that span a long period of time, with limited memory.

2.2 Prefix-level reordering statistics

2.2.1 Problem statement. Identifying out-of-order heavy flows is hard; fortunately, we do not always need to report individual flows. Since reordering is typically a property of a network path, and routing decisions are made at the prefix level, it is natural to focus on heavily reordered prefixes. Throughout this paper, we consider 24-bit source IP prefixes, as they achieve a reasonable level of granularity. The same methods apply if prefixes of a different length are more suitable in other applications.

By common definitions of the flow ID, the prefix g of a packet (f, s, t) is encoded in f . To simplify notations, we think of a prefix g as the set of flows with that prefix, and when context is clear, S also refers to the set of all prefixes in the stream. Let $O_g = \sum_{f \in g} O_f$ be the number of out-of-order

packets in prefix g . A prefix g is *out-of-order heavy* if $O_g > \epsilon N_g$ for some small $\epsilon > 0$, where N_g is the number of packets in prefix g .

For localizing attacks and performance problems, it is not always sensible to catch prefixes with the highest fraction of out-of-order packets. When a prefix is small, even a single out-of-order packet would lead to a large fraction, but it might just be caused by a transient loss. In addition, with the control plane being more computationally powerful yet less efficient in packet processing, there is an apparent trade-off between processing speed and the amount of communication from the data plane to the control plane. As a result, we also want to limit the communication overhead incurred.

Therefore, for some ϵ, α, β , our goals can be described as:

- (1) Report prefixes g with $N_g \geq \beta$ and $O_g > \epsilon N_g$.
- (2) Avoid reports of prefixes with at most α packets.
- (3) Keep the communication overhead from the data plane to the control plane small.

2.2.2 Bypassing memory lower bound. As a consequence of Claim 1, it is evidently infeasible to study all flows from a prefix and aggregate all of that information to determine whether to report the prefix. So why would reporting at the prefix level circumvent the lower bound? In practice, packets are often reordered due to a congested or flaky link that causes lost, reordered, or retransmitted packets at the TCP level. Therefore, flows traversing the same path at the same time are positively correlated in their out-of-orderness. This effectively means that we only need to study a few flows from a prefix to estimate the extent of reordering this prefix suffers. We state the correlation assumption that all of our algorithms are based on as follows, and postpone its verification to §4.1:

ASSUMPTION 1. *Let f be a flow chosen uniformly at random from all flow in prefix g . If $N_g > \alpha$, and g has at least two flows, $\frac{O_g - O_f}{N_g - N_f}$ and $\frac{O_f}{N_f}$ are positively correlated.*

3 DATA-PLANE DATA STRUCTURES FOR OUT-OF-ORDER MONITORING

At a high level, a data-plane algorithm generates reports of flows with potentially heavy packet reordering on the fly, and a simple program that sits on the control plane parses through the reports to return their prefixes. Each report includes the prefix, the number of packets monitored, and the number of out-of-order packets of a suspicious flow. At the end of the time interval, we can also scan the data-plane data structure to generate reports for highly-reordered flows remaining in memory. On seeing reports, a control-plane program simply aggregates counts from reports of the same prefix, and outputs a prefix when its count exceeds a threshold.

One of the challenges of designing the data-plane data structures is working with complex real-world traffic. A huge number of small flows or prefixes only represent a small fraction of the traffic, while a small number of very large flows or prefixes makes up a large fraction. Moreover, the distribution of flows within each prefix is quite varied.

In the data plane, we keep state at the flow level, and consider prefix information in allocating memory. Assuming a positive correlation between the out-of-orderness of a prefix and that of the flows from that prefix, we do not have to monitor all flows to gain enough information about a prefix, which leads us to two different threads of thought. In § 3.1, we mainly consider heavy flows, and monitor them for long periods each time a flow enters the memory, while in § 3.2, we sample as many flows as possible, regardless of their sizes, and for a constant number of packets at a time. § 3.3 introduces hybrid scheme that combines these approaches.

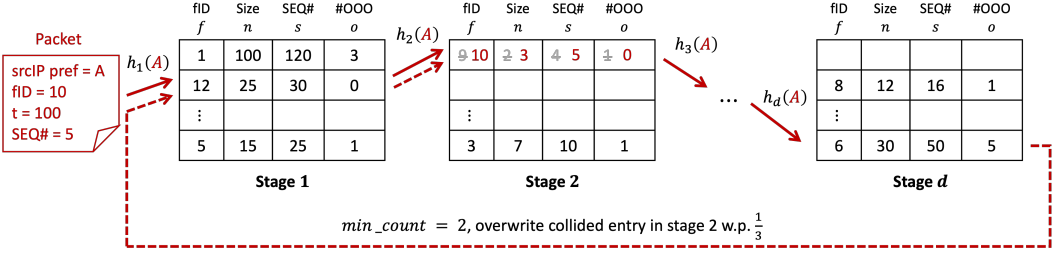


Fig. 2. A modification of PRECISION for tracking out-of-order packets.

3.1 Track heavy flows over long periods

3.1.1 Track reordering using a heavy-hitter data structure. To capture out-of-orderness in heavy flows, we want a data structure that is capable of simultaneously tracking heaviness and reordering. The SpaceSaving [14] data structure fits naturally for the task, as we can maintain extra state for each flow record, while the data structure gradually identifies the flows with heavy volume by keeping estimates of their traffic counts. However, when overwriting a flow record to admit a new flow, SpaceSaving needs to go over all entries to locate the flow with the smallest traffic count, which makes it infeasible for the data plane due to the constraint on the number of memory accesses per packet.

Thus, we opt for PRECISION [3], the data-plane adaptation of SpaceSaving, which checks only a small number of d entries when overwriting a flow record. We emphasize that the specifics about how PRECISION works are not, in fact, important in this context. It is enough to bear in mind that with a suitable data-plane friendly heavy-hitter algorithm, tracking reordering is exactly the same as in the strawman solution (§ 2.1.2), but applied only to heavy flows.

Figure 2 shows the modified PRECISION for tracking out-of-order packets using d stages. To set the stage for later discussions, throughout this paper, we refer to the unit of memory allocated to keep one flow record as a *bucket*. Depending on the algorithm, a bucket might include different information about a flow. Here a bucket stores the flow ID f , the estimated size of f , the sequence number of the last arriving packet from f , and the number of out-of-order packets of f .

3.1.2 Allocate memory by prefix. On the one hand, we want to track the heavy flows, on the other hand, we do not want some very large prefix to have its many heavy flows dominate the data structure. To this end, we assign flows from the same prefix to the same set of buckets, by hashing prefixes instead of flow IDs, a technique we use in all our algorithms. In a PRECISION data structure with d stages, at the end of the stream, at most d heaviest flows from each prefix g would remain in memory. Doing so effectively frees up buckets that used to be taken by a few prefixes with many heavy flows, and allows more prefixes to have their heaviest flows measured.

3.2 Sample flows over short periods

Previously, we worked with the limited memory essentially by having each bucket track one heavy flow. However, as we shall see in § 4.1.1, some prefixes do not have any large flow, and some of these prefixes experience heavy reordering. Unless the reordering is concentrated on large flows, the method of tracking reordering only for heavy hitters inevitably suffers from poor performance. Now that large flows are not representative enough in terms of out-of-orderness, we have to sieve through more flows regardless of their sizes, and with limited memory. Rather than one bucket per flow, the main idea is to use one bucket to check multiple flows in turn.

3.2.1 Flow sampling with buckets. Under the strict memory access constraints, we again opt for a hash-indexed array as a natural choice of data structure, where each row in the array corresponds to a bucket, and all buckets behave independently. Similar to § 3.1, we use the IP prefix as the hash key, so that all flows from the same prefix are assigned to the same bucket, which effectively prevents a prefix with a huge number of flows from consuming many buckets. Therefore, we fix a bucket \mathbf{b} , and consider the substream of packets hashed to \mathbf{b} . When a packet (f, s, t) arrives at \mathbf{b} , there are three cases:

- (1) If \mathbf{b} is empty, we always admit the packet, that is, we save its flow record f , sequence number s , timestamp t in \mathbf{b} , together with the number of packets n and the number of out-of-order packets o , both initialized to 0.
- (2) If flow f 's record is already in \mathbf{b} , we update the record as in the strawman solution (§ 2.1.2), and update the timestamp in memory to t .
- (3) If \mathbf{b} is occupied by another flow's record (f', s', t', n', o') , we only admit f if f' has been monitored in memory for a sufficient period specified by parameters T and C , or the prefix of f' could be potentially heavily reordered with respect to another parameter R . That is, f overwrites f' with record $(f, s, t, n = 0, s = 0)$ only if one of the following holds:
 - (a) f' is stale: $t - t' > T$.
 - (b) f' has been hogging \mathbf{b} for too long: $n' > C$.
 - (c) f' might belong to a prefix with heavy reordering: $o' > R$.

In Case 3c, the algorithm sends a 3-tuple report (g', n', o') to the control plane, where g' is the prefix of flow f' . On seeing reports from the data plane, a simple control-plane program keeps a tally for each reported prefix g . Let $\{(g, n_i, o_i)\}_{i=1}^r$ be the set of all reports corresponding to a prefix g . The control-plane program outputs g if $\sum_{i=1}^r n_i \geq \alpha$, for the same α in § 2.2.1. In the following sections, we refer to the data-plane component together with the simple control-plane program as the flow-sampling algorithm.

Lazy expiration of flow records in memory. Due to memory access constraints, many data-plane algorithms *lazily* expire records in memory on collisions with other flows, as opposed to actively searching for stale records in the data structure. We again adopt the same technique in the algorithm above, though here it is more nuanced. We could imagine a variant of the algorithm where a flow is monitored for up to $C + 1$ packets at a time. That is, when the $(C + 1)$ st packet arrives, we check whether to report this flow, and evict its record. Compared to this variant, lazy expiration helps in preventing a heavy flow being admitted into the data structure consecutively, so that the heavy flow can be evicted before a integer multiple of $(C + 1)$ packets, should another flow appears in the meantime.

Robustness of flow sampling. For the flow-sampling method to be effective, the data structure needs to sample as many flows as possible. Therefore, it is not desirable to keep a large flow in memory when we have already seen many of its packets, and learned enough information about its packet reordering. This means that the packet count threshold C should not be too large. Neither do we want to keep a flow, regardless of its size, that has long been finished. We can eliminate such cases by setting a small inter-arrival timeout T .

Now the question is, how small can these parameters be. Real-world traffic can be bursty, meaning that sometimes there are packets from the same flow arriving back-to-back. In this case, even if we overwrite the existing flow record on every hash collision ($T = 0$ and $C = 1$), the algorithm still generates meaningful samples. When the memory is not too small compared to the number of prefixes, and hash collisions are rare, the algorithm might even have good performance. However, setting small $T > 0$ and $C > 1$ makes the algorithm more robust against worst-case streams.

Consider a stream of packets where no adjacent pairs of packets come from the same flow. On seeing such a stream, a flow-sampling algorithm that overwrites existing records on every hash collision with another flow will no doubt collect negligible samples. In contrast, small $T > 0$ and $C > 1$ allow a small period of time for a flow in memory to be monitored, and hence gives a better chance of capturing packet reordering.

3.2.2 Performance guarantee. In this section, we analyze the number of times a flow with a certain size is sampled. Consider a prefix g when the hash function is fixed. Let \mathbf{b} be the bucket prefix g is hashed to, and we know all the flows as well as the prefixes that are hashed to \mathbf{b} . With a slight abuse of notation, we write $g \in \mathbf{b}$ when the bucket with index $h(g)$ is \mathbf{b} . We also write $f \in \mathbf{b}$ when f 's prefix is hashed to \mathbf{b} . To capture the essence of the flow-sampling algorithm without excessive details, we make the following assumptions:

- (1) Each packet in S is sampled i.i.d. from distribution $(p_f)_{f \in \mathcal{F}}$, that is, each packet belongs to some flow $f \in \mathcal{F}$ independently with probability p_f . Consequently, each packet belongs to some prefix g independently with probability $p_g = \sum_{f \in g} p_f$.
- (2) Let $p_{f|\mathbf{b}} = \frac{p_f}{\sum_{f' \in \mathbf{b}} p_{f'}}$, $p_{g|\mathbf{b}}$ can be similarly defined. Only a flow f with $p_{f|\mathbf{b}}$ greater than some p_{\min} will get checked, where we think of p_{\min} as a fixed threshold depending on the inter-arrival time threshold T and distribution $(p_f)_{f \in \mathcal{F}}$.
- (3) A flow is checked exactly $C + 1$ packets at a time.

Note that Assumption (2) is a way to approximate the effect of T , where we assume a low-frequency flow would soon be overwritten by some other flow on hash collision. In contrast to Assumption (3), the flow sampling algorithm does *not* immediately evict a flow record with $C + 1$ packets, if there is no hash collision. In this way, though f is monitored beyond its original $C + 1$ packets, once a hash collision occurs, the collided flow would seize f 's bucket. By imposing Assumption (3), the heavier flows would likely benefit by getting more checks, while the smaller flows would likely suffer. Empirically, the eviction scheme of the flow-sampling algorithm (§ 3.2.1) achieves better performance in comparison to Assumption (3).

LEMMA 3.1. *Given the total length of stream $|S|$, distributions $(p_f)_{f \in \mathcal{F}}$, with the assumptions above, for a fixed hash function h and any $\varepsilon, \delta \in (0, 1)$, a prefix g in bucket \mathbf{b} is checked at least $(1 - \delta)t_1 p_{g|\mathbf{b}}$ times with probability at least $1 - e^{-p_{\min} t_1 C F_{\mathbf{b}} \cdot \frac{\varepsilon^2}{24}} - e^{-\frac{\varepsilon^2 |S| \sum_{g \in \mathbf{b}} p_g}{3}} - e^{-\frac{\delta^2 t_1 p_{g|\mathbf{b}}}{2}}$, where $t_1 = \left\lfloor \frac{|S| \sum_{g \in \mathbf{b}} p_g}{(1 + \frac{\varepsilon}{2}) C F_{\mathbf{b}}} \right\rfloor$ and $p_{g|\mathbf{b}} = \frac{\sum_{f \in g: p_{f|\mathbf{b}} \geq p_{\min}} p_f}{\sum_{f' \in \mathbf{b}} p_{f'}}$.*

PROOF. Let $S_{\mathbf{b}}$ the substream of S that is hashed to \mathbf{b} . Given $|S|$, the length $|S_{\mathbf{b}}|$ of substream $S_{\mathbf{b}}$ is a random variable, $\mathbb{E} |S_{\mathbf{b}}| = |S| \sum_{g \in \mathbf{b}} p_g$, then by Chernoff bound,

$$\mathbb{P}[|S_{\mathbf{b}}| < (1 - \varepsilon) \mathbb{E} |S_{\mathbf{b}}|] < e^{-\frac{\varepsilon^2 \mathbb{E} |S_{\mathbf{b}}|}{3}} = e^{-\frac{\varepsilon^2 |S| \sum_{g \in \mathbf{b}} p_g}{3}}. \quad (1)$$

Let t be a random variable denoting the number of checks in \mathbf{b} . Let random variable $X_{i,j}$ be the number of packets hashed to \mathbf{b} after seeing the j th packet till receiving the $(j + 1)$ st packet from the currently monitored flow, where $i \in [t]$ and $j \in [C]$. $X_{i,j}$ s are independent geometric random variables, and $X_{i,j} \sim \text{Geo}(p_{f_i|\mathbf{b}})$, where f_i is the flow under scrutiny during the i th check, by Assumption 2, $p_{f_i|\mathbf{b}} \geq p_{\min}$. Next we look at $X = \sum_{i=1}^t \sum_{j=1}^C X_{i,j}$, the length of the substream in \mathbf{b} after t checks,

$$\mathbb{E} X = \sum_{i=1}^t \sum_{j=1}^C \mathbb{E} X_{i,j} = \sum_{i=1}^t \sum_{j=1}^C \sum_{\substack{f \in \mathbf{b}: \\ p_{f|\mathbf{b}} \geq p_{\min}}} p_{f|\mathbf{b}} \cdot \frac{C}{p_{f|\mathbf{b}}} = t C F_{\mathbf{b}}, \quad (2)$$

where $F_b = |\{f \in b \mid p_{f|b} \geq p_{\min}\}|$. By the Chernoff-type tail bound for independent geometric random variables (Theorem 2.1 in [8]), for any $\varepsilon \in (0, 1)$,

$$\mathbb{P}[X > (1 + \frac{\varepsilon}{2}) \mathbb{E} X] < e^{-p_{\min} \mathbb{E} X (\frac{\varepsilon}{2} - \ln(1 + \frac{\varepsilon}{2}))} \leq e^{-p_{\min} t C F_b \cdot \frac{\varepsilon^2}{24}}. \quad (3)$$

Let t_1 be the largest t such that $(1 + \frac{\varepsilon}{2}) \mathbb{E} X < \mathbb{E} |S_b|$, we have $t_1 = \left\lfloor \frac{|S| \sum_{g \in b} p_g}{(1 + \frac{\varepsilon}{2}) C F_b} \right\rfloor$. Consider two events:

- (i) The number of checks t on seeing S_b is less than t_1 .

Applying 3 on t_1 , we have that with probability at most $e^{-p_{\min} t_1 C F_b \cdot \frac{\varepsilon^2}{24}}$, after seeing $(1 - \varepsilon) \mathbb{E} |S_b|$ packets, the number of checks is at most t_1 . Together with 1, by union bound,

$$\mathbb{P}[t < t_1] < e^{-p_{\min} t_1 C F_b \cdot \frac{\varepsilon^2}{24}} + e^{-\frac{\varepsilon^2 |S| \sum_{g \in b} p_g}{3}}. \quad (4)$$

- (ii) Prefix g is checked less than $(1 - \delta) t_1 p_{g|b}$ times. By Chernoff bound, this event holds with probability at most $e^{-\frac{\delta^2 t_1 p_{g|b}}{2}}$.

The Lemma follows from applying the union bound over these two events. \square

Counterintuitively, the proof of Lemma 3.1 suggests hash collisions are in fact harmless in the flow-sampling algorithm. To see that, suppose we add another heavy flow to bucket b , $\mathbb{E} |S_b|$ would increase by some factor x , which means $\mathbb{E} X$ would increase by the same factor. Since F_b would only increase by 1, if F_b is large enough, by (2), t would also increase by roughly a factor of x , while $p_{f|b}$ decreases by roughly a factor of x . Then $t \cdot p_{f|b}$ is about the same with or without the added heavy flow. Therefore colliding with heavy flows does not decrease the number of checks of a smaller flow, as long as the total number of flows in a bucket is large enough, which is usually the case in practice.

3.2.3 Decrease the number of false positives. Since the parameters of the flow-sampling algorithm are chosen so that many flows are sampled, and some might get sampled multiple times, it is possible for the algorithm to capture many out-of-order events, but not every one of them indicates that the prefix is out-of-order heavy. After all, there is only a weak correlation between the out-of-orderness of flows and that of their prefixes, not to mention that even if the correlation is stronger, we are inferring the extent of reordering on a scale much larger than the snippets of flows that we observe. In such cases, the algorithm could output many false positives.

To reduce the number of false positives, we could imagine feeding the control plane more information, so that the algorithm can make a more informed decision about whether the fraction of out-of-order packets exceeds ε , for each reported prefix. To this end, we modify the flow-sampling algorithm to always report before eviction, even if the number of out-of-order packets is below threshold R . Again denote $\{(g, n_i, o_i)\}_{i=1}^r$ as the set of all reports corresponding to a prefix g , the control plane outputs g if $\sum_{i=1}^r n_i \geq \alpha$, and $\frac{\sum_{i=1}^r o_i}{\sum_{i=1}^r n_i} > c \cdot \varepsilon$, for some tunable parameter $0 < c \leq 1$. The parameter c compensates for the fact that we only monitor a subset of the traffic, so the exact fraction of out-of-order packets we observe might not directly align with ε .

3.3 Separate large flows

When heavy reordering is concentrated in heavy flows, PRECISION (§ 3.1) performs well. The flow-sampling algorithm (§ 3.2.1) generally has good performance, regardless of where the reordering occurs. However, compared to PRECISION, the flow-sampling algorithm generates more false positives, and sends more reports to the control plane. We can reduce the number of false positives (§ 3.2.3), but doing so leads to sending even more reports.

To combine the best of both approaches, we introduce a hybrid scheme, where the packets first go through a heavy-hitter data structure, and the array only admits flows whose prefixes are not being monitored in the heavy-hitter data structure. On the one hand, the array component makes the hybrid scheme robust when reordering is no longer concentrated in heavy flows. On the other, by keeping some heavy flows in the heavy-hitter data structure, the hybrid scheme avoids repeatedly admitting large flows into the array hence potentially reducing the number of reports sent to the control plane. Moreover, through monitoring heavy flows in a more continuous manner, the hybrid scheme extracts more accurate reordering statistics for heavy flows, which reduces the number of false positives at the prefix level.

In any practical setting, the correct memory allocation between the heavy-hitter data structure and the array in the hybrid scheme depends on the workload properties: the relationship of flows to prefixes, the heaviness of flows and prefixes, and where the reordering actually occurs. Next we understand how these algorithms behave under real-world workloads.

4 EVALUATION

This section presents both measurement results and performance evaluations. First, we show several traffic traits that drive our algorithm design (§ 4.1). Next, we evaluate the flow-sampling algorithm in § 4.2, and the hybrid scheme in § 4.3, through running a Python simulator on a 5-minute real-world traffic trace. We recognize that the optimal parameters for our algorithms are often workload dependent. Therefore, we do not attempt to always find the optimum, but instead, we show in § 4.2 and § 4.3 that arbitrarily chosen parameters already give good performance. Finally in § 4.4, we see that these parameters we used previously for evaluations are indeed representative, and the algorithms are robust against small perturbations.

4.1 Traffic workload characterization

For all of our measurement and evaluation, we use a 5-minute anonymized packet trace, collected ethically from a border router on a university campus network. This study has been conducted with necessary approvals from our university, including its Institutional Review Board (IRB). Note that only packets with payloads are relevant for our application, as TCP sequence numbers must advance for our algorithms to detect reordering events. We therefore preprocess the trace to only contain flows from external servers to campus hosts, with the rationale that these senders are more likely to generate continuous streams of traffic. After preprocessing, the trace consists of 82,359,630 packets, which come from 546,126 flows and 17,097 24-bit source IP prefixes.

4.1.1 Heavy-tailed traffic volume and out-of-orderness. It has long been observed that in real-world traffic, a small fraction of flows and prefixes account for a large fraction of the traffic (Figure 3a). Out-of-orderness in prefixes is similarly heavy-tailed; only a small fraction of prefixes are out-of-order heavy (Figure 3b). If heavy reordering happens to occur in heavy flows and prefixes, detecting heavy reordering would be easy, by solely focusing on large flows and prefixes using heavy-hitter data structures. However, what happens in reality is quite the opposite. Figure 4 shows the wide variation of flow sizes in prefixes with heavy reordering, and the sizes of such prefixes can be orders-of-magnitude different. Thus, by zooming in on large flows and prefixes, we would inevitably miss out on many prefixes of interest without any large flow.

Fortunately, to report a prefix with a significant amount of reordering, we need not measure every flow in that prefix, as flows in the same prefix have some correlation in their out-of-orderness. As it turns out, the fraction of out-of-order packets in a prefix is positively correlated with that of a flow within the prefix, which we verify next.

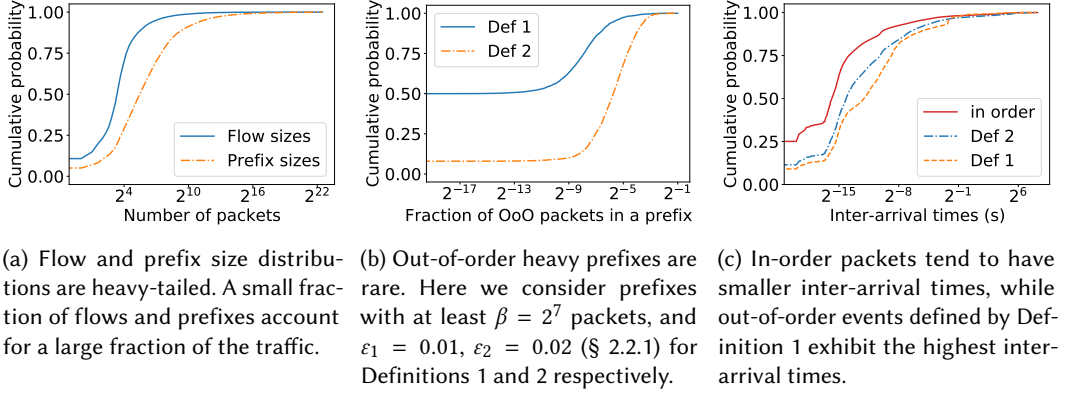


Fig. 3. Heavy-tailed distributions in real-world workload.

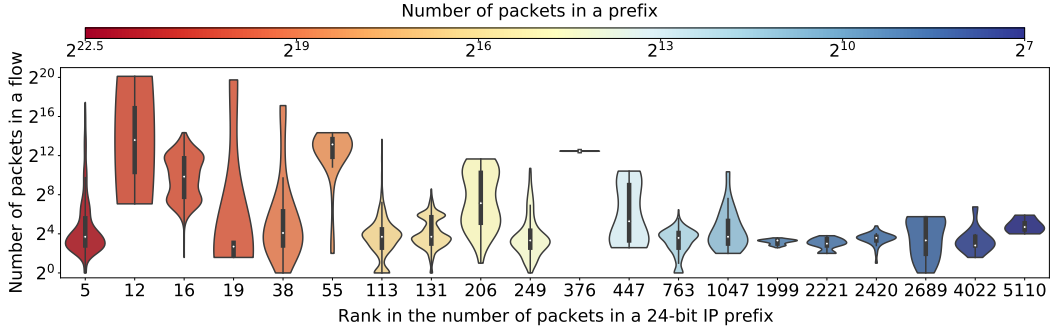


Fig. 4. A violin of rank r shows the flow-size distribution of the r -th largest prefix in the trace, and each violin corresponds to a heavily reordered prefix with at least $\beta = 2^7$ packets, using Definition 2 with $\varepsilon = 0.02$. All violins are scaled to the same width, and where colors indicate the prefix size. When a prefix consists of flow(s) with only one size, its violin degenerates into a horizontal segment. We see that many prefixes do not have any large flow. And the many prefixes beyond rank 22644 (not shown in plot) consist only of small flows.

4.1.2 Correlation among flows with the same prefix. Let f be a flow drawn uniformly at random from a set of flows. Let X be the random variable representing the fraction of out-of-order packets in flow f , $X = \frac{O_f}{N_f}$. Denote g as the prefix of flow f , let Y be the random variable denoting the fraction of out-of-order packets among all flows in prefix g excluding f , that is, $Y = \frac{O_g - O_f}{N_g - N_f}$, where N_g is the number of packets in prefix g . To ensure that $N_g > N_f$, the prefixes we sample from must have at least two flows. Since we are less interested in small prefixes, we focus only on prefixes of size greater than α . We use the *Pearson correlation coefficient (PCC)* to show that X and Y are positively correlated, which implies that the out-of-orderness of a flow f is statistically representative of other flows in the prefix of f . Essentially a normalized version of $\text{Cov}(X, Y)$, PCC always lies in the interval $[-1, 1]$, and a positive PCC indicates a positive linear correlation. Lacking a better reason to believe the correlation between X and Y is of higher order, we shall see that PCC suffices for our analysis.

Let S be a set of flows whose prefixes are of size greater than α , and have at least two flows. We compute the PCC as follows:

- (1) Draw n flows from S , independently and uniformly at random.
- (2) For each of the n flows f_i , let $x_i = \frac{O_{f_i}}{N_{f_i}}$, $y_i = \frac{\sum_{f' \in g, f' \neq f_i} O_{f'}}{\sum_{f' \in g, f' \neq f_i} N_{f'}}$,
- (3) The PCC $r = \frac{\sum_{i=1}^n (x_i - \bar{x})(y_i - \bar{y})}{\sqrt{\sum_{i=1}^n (x_i - \bar{x})^2} \sqrt{\sum_{i=1}^n (y_i - \bar{y})^2}}$, where $\bar{x} = \frac{1}{n} \sum_{i=1}^n x_i$, $\bar{y} = \frac{1}{n} \sum_{i=1}^n y_i$.

We perform $m = 100$ tests on S , generating m PCCs $\{r_j\}_{j=1}^m$ with $n = 5000$ and $\alpha = 2^4$. Using Definition 1, we obtain the average PCC $\mu_1(\{r_j\}_{j=1}^m) = 0.2348$, and the variance $\sigma_1(\{r_j\}_{j=1}^m) = 0.0524$. Definition 2 of reordering yields even larger PCCs, with $\mu_2(\{r_j\}_{j=1}^m) = 0.4028$ and $\sigma_2(\{r_j\}_{j=1}^m) = 0.0189$.

We conclude that there is a positive correlation between X and Y . Moreover, for reasons not yet clear, the correlation is stronger when using Definition 2. Since we heavily rely on the correlation assumption in all of our algorithms, this suggests that the performance of the algorithms might be worse under Definition 1.

4.1.3 Inter-arrival time of packets within a flow. We also study the inter-arrival time of packets within a flow to understand how efficient the flow sampling algorithm can be. Due to TCP windowing dynamics, where the sender transmits a window of data and then waits for acknowledgments, in-order packets tend to have small inter-arrival times. Depending on the definition, reordering can be a result of gaps in transmission of non-consecutive packets (Definition 2), or worse yet the retransmissions of lost packets (Definition 1), which often lead to larger inter-arrival times.

Indeed, Figure 3c shows that the inter-arrival times of out-of-order packets using Definition 2 tend to be smaller than that of the out-of-order packets using Definition 1, with the inter-arrival times of in-order packets being the smallest. This implies, that to detect the reordering events in Definition 2, the flow-sampling algorithm (§ 3.2) can afford to use a shorter waiting period T .

4.2 Evaluate flow sampling

Following § 4.1.2 and § 4.1.3, capturing out-of-order heavy prefixes under Definition 1 appears to be more difficult. Next, we show that even when using this more difficult definition of reordering, the flow-sampling algorithm is extremely memory efficient. We start by introducing the three metrics we use throughout this section to evaluate our algorithms.

Let \hat{G} denote the set of prefixes output by an algorithm \mathcal{A} .

- Let $G_{\geq \beta} = \{g^* \in S \mid N_{g^*} \geq \beta, O_{g^*} > \varepsilon \sum_{g \in S} O_g\}$ be the ground truth set of heavily reordered prefixes with at least β packets. Define the **accuracy** A of algorithm \mathcal{A} to be the fraction of ground-truth prefixes output by \mathcal{A} , that is,

$$A(\mathcal{A}) = \frac{|\hat{G} \cap G_{\geq \beta}|}{|G_{\geq \beta}|}.$$

- Let $G_{> \alpha} = \{g^* \in S \mid N_{g^*} > \alpha, O_{g^*} > \varepsilon \sum_{g \in S} O_g\}$, then the **false-positive rate** of \mathcal{A} is defined as

$$FP(\mathcal{A}) = \frac{|\hat{G} \setminus G_{\geq \alpha}|}{|G_{\geq \alpha}|}.$$

- The **communication overhead** from the data plane to the control plane is defined as the number of reports sent by \mathcal{A} , divided by the length of stream S , where the number of reports also accounts for the flow records in the data structure that exceed the reporting thresholds.

Unless otherwise specified, each experiment is repeated five times with different seeds to the hash functions. Whenever using Definition 1, we are interested in identifying prefixes with at least $\beta = 2^7$ packets, with more than $\varepsilon = 0.01$ fraction of their packets reordered. And we do not wish to output prefixes with at most $\alpha = 2^4$ packets, irrespective of their out-of-orderness.

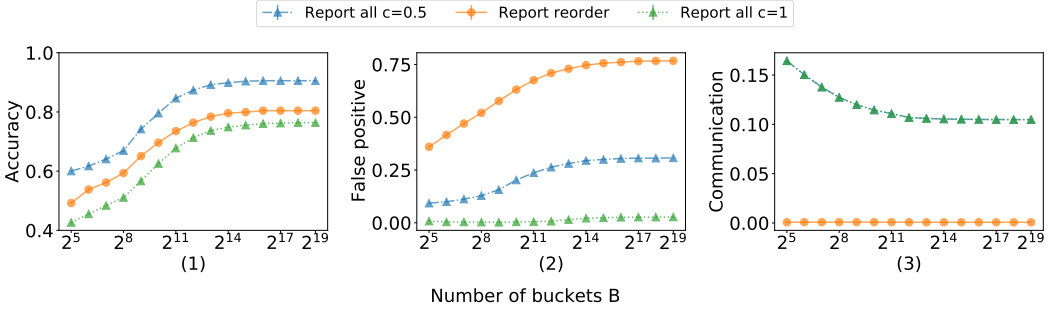


Fig. 5. Performance of the array sampling algorithm and its variant, with $T = 2^{-15}$, $C = 2^4$, and $R = 1$.

4.2.1 Performance evaluation. Figure 5 evaluates the performance of the “Report reorder” version of the flow-sampling algorithm (§ 3.2.1), and the “Report all” version (§ 3.2.3) using two different values of parameter c . Recall that in the “Report all” version, we output a prefix if more than ce fraction of its packets observed is out-of-order.

Note that our trace (§ 4.1) contains more than 2^{19} flows and more than 2^{14} prefixes, and using only 2^5 buckets, the original version of the flow-sampling algorithm is already capable of reporting half of the out-of-order prefixes. To put it into perspective, reordering happens at the flow level, and assigning even one bucket per prefix to detect reordering already requires a nontrivial solution, while the flow-sampling algorithm achieves good accuracy using memory orders-of-magnitude smaller.

If we are willing to generate reports for more than 10% of the traffic, with a increased communication overhead comes a reduced false-positive rate. Moreover, with a better chosen parameter c , the extra information sent to the control plane helps in further improving the accuracy.

4.3 Evaluate the hybrid scheme

To fairly compare the hybrid scheme with the flow-sampling algorithm, we need to determine the optimal memory allocation between Precision and the array. Lacking a better way to optimize the memory allocation, we turn to experiments with our packet trace. Given a total of B buckets, we assign $\lfloor x \cdot B \rfloor$ buckets to PRECISION, $B - \lfloor xB \rfloor$ buckets to the array, and conduct a grid search on $x \in I = \{0.1, \dots, 0.9\}$ to find the value of x that maximizes the performance of the hybrid scheme.

We evaluate the hybrid scheme using the optimal x we found for each B , for both Definition 1 (Figure 6a) and Definition 2 (Figure 6b). Admittedly, the grid I might not be fine enough to reveal the true optimal allocation, it nonetheless conveys the main idea. When the memory is small compared to the number of prefixes (2^{14}), the performance of the flow-sampling algorithm significantly dominates that of the heavy-hitter data structure. The optimal hybrid scheme then only allocates a small fraction of the memory to the heavy-hitter data structure. However, compared to the flow-sampling algorithm, filtering even a small number of large flows helps in significantly reducing the communication overhead, while not deteriorating the accuracy. As we approach the memory range where there is roughly one bucket per prefix, the heavy-hitter data structure starts to perform well, and more memory is devoted to it in the optimal hybrid scheme. In this case, the hybrid scheme also reduces the false-positive rate, in comparison to the flow-sampling algorithm.

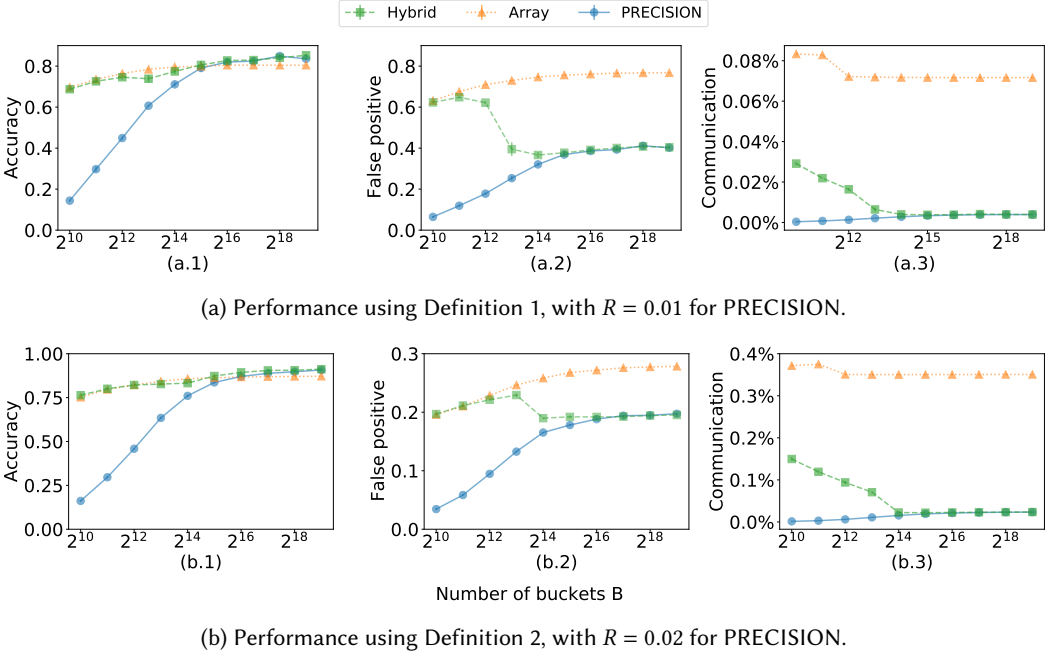


Fig. 6. Performance of all proposed algorithms using two definitions of reordering, with $d = 2$ for PRECISION.

4.4 Parameter robustness

We started the evaluation using arbitrarily picked parameters. Now we verify that all parameters in our algorithms are either easily set, or robust to changes.

4.4.1 Thresholds T, C, R for flow sampling. To reveal how thresholds T and C individually affect the accuracy of the flow-sampling algorithm, ideally we want to fix one of them to infinity, and vary the other. In this way, only one of them governs the frequency of evictions. Applying this logic, when studying the effect of T (Figure 7a), we fix C to a number larger than the length of the entire trace. We see that as long as T is small, the algorithm samples enough flows, and has high accuracy.

Evaluating the effects on a varying C turns out to be less straight-forward. If we make T too large, the algorithm generally suffers from extremely poor performance, which makes it impossible to observe any difference that changing C might bring. If T is too small, the frequency of eviction would be primarily driven by T , and C would not have any impact. And it is not as simple as setting T larger than all inter-arrival times, since eviction only occurs on hash collisions, inter-arrival time alone only paints part of the picture. All evidence above points to the fact that T is the more important parameter. Once we have a good choice of T , the boost from optimizing C is secondary. Armed with this knowledge, we fix a $T = 2^5$, an ad hoc choice that is by no means perfect. Yet it is enough to observe (Figure 7b) that having a small C is slightly more beneficial.

However, C cannot be too small, as inserting a new flow record into the array requires recirculation in the hardware implementation. Programmable switches generally support recirculating up to 3% – 10% of packets without penalty. Here we set C to be 16, which allows us to achieve line rate.

Given that each non-small flow is continuously monitored for roughly $C = 16$ packets at a time, we report its prefix to the control plane when we encounter any out-of-order packet, that is, $R = 1$.

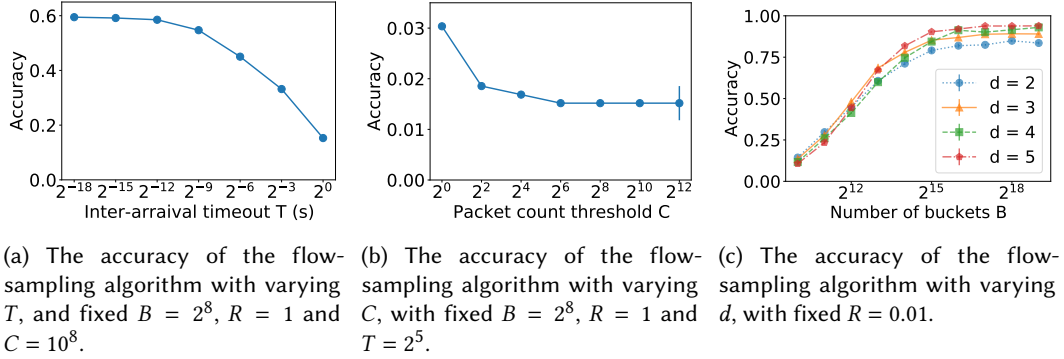


Fig. 7. The effect of changing parameters on the accuracy of the flow-sampling algorithm and PRECISION.

4.4.2 The number of stages d in PRECISION. It is observed in [3] that a small constant $d > 1$ only incurs minimal accuracy loss in finding heavy flows. Increasing d leads to diminishing gains in performance, and adds the number of pipeline stages when implemented on the hardware. Therefore, $d = 2$ is preferable for striking a balance between accuracy and hardware resources.

Building on [3], we evaluate PRECISION for $d = 2, 3, 4, 5$, for reporting out-of-order heavy prefixes. The results in Figure 7c show that when the total memory is small, using fewer stages provides a slight benefit. The opposite holds when there is ample memory. However, as the performance gap using different d is insignificant, we also suggest using $d = 2$ for hardware implementations.

5 RELATED WORK

Characterization of out-of-orderness on the Internet. Packet reordering is first studied in the seminal work by Paxson [17]. It has since been well understood that packet reordering can be caused by parallel links, routing changes, and the presence of adversaries [4]. In typical network conditions, only a small fraction of packets are out-of-order [17, 20]. However, when the network reorders packets, TCP endpoints may wrongly infer that the network is congested, harming end-to-end performance by retransmitting packets and reducing the sending rate [4, 11, 12]. Metrics for characterizing reordering are intensively studied in [15] and [9], though many of the proposed metrics are more suitable for offline analysis. In addition to the network causing packet reordering, the stream of packets in the same TCP connection can appear out of order because congestion along the path leads to packet losses and subsequent retransmissions. Our techniques for identifying IP prefixes with heavy reordering of TCP packets are useful for pinpointing network paths suffering from both kinds of reordering—whether caused by the network devices themselves or induced by the TCP senders in response to network congestion.

Data-plane efficient data structures for volume-based metrics. For heavy-hitter queries, HashPipe [19] adapts SpaceSaving [14] to work with the data-plane constraints, using a multi-stage hash-indexes array. PRECISION [3] further incorporates the idea of Randomized Admission Policy [2] to better deal with the massive number of small flows generally found in network traffic. We extend PRECISION to keep reordering statistics for large flows. However, such an extension cannot be used to detect flows with a large number of out-of-order packets with a reasonable amount of memory.

Data-plane efficient data structures for performance metrics. Liu et al. [13] proposes memory-efficient algorithms for identifying flows with high latency, or lost, reordered, and retransmitted packets. Several solutions for measuring round-trip delay in the data-plane [6, 18, 22] have

a similar flavor to identifying out-of-order heavy prefixes, as in both cases keeping at least some state is necessary, with the difference that for reordering we generally need to match more than a pair of packets.

Detect heavy reordering in the data plane. Several existing systems can detect TCP packet reordering in the data plane. Marple is a general-purpose network telemetry platform with a database-like query language [16]. While Marple can analyze out-of-order packets, the compiler generates a data-plane implementation that requires per-flow state. Unfortunately, such methods consume more memory than the programmable switch can offer in practice. The algorithm proposed by Liu et al. [13] for detecting flows with a large number of out-of-order packets remains the work most related to ours. We note that our lower bound on memory consumption in § 2.1.3 is stronger than a similar lower bound (Lemma 10) in [13], as we also allow randomness and approximation. Liu et al. [13] considers out-of-order events specified by Definition 3, and works around the lower bound by assuming out-of-order packets always arrive within some fixed period of time. In contrast, we circumvent the lower bound using the more natural observation that out-of-orderness is correlated among flows within a prefix, and identify heavily reordered prefixes instead of flows.

6 CONCLUSION

In this paper, we introduce three algorithms for identifying out-of-order prefixes in the data plane. In particular, the flow-sampling algorithm achieves good accuracy empirically, even with a memory orders-of-magnitude smaller than the number of prefixes, let alone the number of flows. When given memory comparable to the number of prefixes, the hybrid scheme using both a heavy-hitter data structure and flow sampling gives similar accuracy, while significantly reducing the false-positive rate and the communication overhead.

Next, we plan to build prototypes of the flow-sampling array and the hybrid scheme for the Intel Tofino high-speed programmable switch. Moreover, notice that measuring reordering is fundamentally memory-expensive, yet we leverage the correlation of out-of-orderness among flows in the same prefix so that compact data structures can be effective. In fact, there is nothing special about out-of-orderness. Other properties of a network path could very well lead to an analogous correlation. For many performance metrics that suffer from similar memory lower bounds, it would be intriguing to look into whether such correlation helps in squeezing good performance out of limited memory. We leave that for future work.

REFERENCES

- [1] Imad Aad, Jean-Pierre Hubaux, and Edward W Knightly. 2008. Impact of denial of service attacks on ad hoc networks. *IEEE/ACM Transactions on Networking* 16, 4 (2008), 791–802.
- [2] Ran Ben Basat, Xiaoqi Chen, Gil Einziger, Roy Friedman, and Yaron Kassner. 2019. Randomized admission policy for efficient top-k, frequency, and volume estimation. *IEEE/ACM Transactions on Networking* 27, 4 (2019), 1432–1445.
- [3] Ran Ben Basat, Xiaoqi Chen, Gil Einziger, and Ori Rottenstreich. 2020. Designing heavy-hitter detection algorithms for programmable switches. *IEEE/ACM Transactions on Networking* 28, 3 (2020), 1172–1185.
- [4] Jon CR Bennett, Craig Partridge, and Nicholas Shectman. 1999. Packet reordering is not pathological network behavior. *IEEE/ACM Transactions on Networking* 7, 6 (1999), 789–798.
- [5] Ethan Blanton and Mark Allman. 2002. On making TCP more robust to packet reordering. *ACM SIGCOMM Computer Communication Review* 32, 1 (2002), 20–30.
- [6] Xiaoqi Chen, Hyojoon Kim, Javed M Aman, Willie Chang, Mack Lee, and Jennifer Rexford. 2020. Measuring TCP round-trip time in the data plane. In *ACM SIGCOMM Workshop on Secure Programmable Network Infrastructure*. 35–41.
- [7] Amir Herzberg and Haya Shulman. 2010. Stealth DoS Attacks on Secure Channels. In *Network and Distributed System Symposium*.
- [8] Svante Janson. 2018. Tail bounds for sums of geometric and exponential variables. *Statistics & Probability Letters* 135 (2018), 1–6.
- [9] Anura Jayasumana, N Piratla, T Banka, A Bare, and R Whitner. 2008. Improved packet reordering metrics. RFC 5236.

- [10] Akshay Kamath, Eric Price, and David P. Woodruff. 2021. A Simple Proof of a New Set Disjointness with Applications to Data Streams. In *Computational Complexity Conference*.
- [11] Michael Laor and Lior Gendel. 2002. The effect of packet reordering in a backbone link on application throughput. *IEEE Network* 16, 5 (2002), 28–36.
- [12] Ka-Cheong Leung, Victor OK Li, and Daiqin Yang. 2007. An overview of packet reordering in transmission control protocol (TCP): Problems, solutions, and challenges. *IEEE Transactions on Parallel and Distributed Systems* 18, 4 (2007), 522–535.
- [13] Zaoxing Liu, Samson Zhou, Ori Rottenstreich, Vladimir Braverman, and Jennifer Rexford. 2020. Memory-efficient performance monitoring on programmable switches with lean algorithms. In *Symposium on Algorithmic Principles of Computer Systems*. SIAM, 31–44.
- [14] Ahmed Metwally, Divyakant Agrawal, and Amr El Abbadi. 2005. Efficient computation of frequent and top-k elements in data streams. In *International Conference on Database Theory*. Springer, 398–412.
- [15] Al Morton, Len Ciavattone, Gomathi Ramachandran, Stanislav Shalunov, and Jerry Perser. 2006. Packet reordering metrics. RFC 4737.
- [16] Srinivas Narayana, Anirudh Sivaraman, Vikram Nathan, Prateesh Goyal, Venkat Arun, Mohammad Alizadeh, Vimalkumar Jeyakumar, and Changhoon Kim. 2017. Language-directed hardware design for network performance monitoring. In *ACM SIGCOMM*. 85–98.
- [17] Vern Paxson. 1997. End-to-end Internet packet dynamics. *IEEE/ACM Transactions on Networking* 7, 3 (June 1997), 277–292.
- [18] Satadal Sengupta, Hyojoon Kim, and Jennifer Rexford. 2022. Continuous in-network round-trip time monitoring. In *ACM SIGCOMM*. 473–485.
- [19] Vibhaalakshmi Sivaraman, Srinivas Narayana, Ori Rottenstreich, Shan Muthukrishnan, and Jennifer Rexford. 2017. Heavy-hitter detection entirely in the data plane. In *ACM SIGCOMM Symposium on SDN Research*. 164–176.
- [20] Yi Wang, Guohan Lu, and Xing Li. 2004. A study of Internet packet reordering. In *International Conference on Information Networking*. Springer, 350–359.
- [21] Yinda Zhang, Zaoxing Liu, Ruixin Wang, Tong Yang, Jizhou Li, Ruijie Miao, Peng Liu, Ruwen Zhang, and Junchen Jiang. 2021. CocoSketch: High-performance sketch-based measurement over arbitrary partial key query. In *ACM SIGCOMM*. 207–222.
- [22] Yufei Zheng, Xiaoqi Chen, Mark Braverman, and Jennifer Rexford. 2022. Unbiased Delay Measurement in the Data Plane. In *Symposium on Algorithmic Principles of Computer Systems (APOCS)*. SIAM, 15–30.