

Zero-Shot Object Segmentation through Concept Distillation from Generative Image Foundation Models

Mischa Dombrowski¹, Hadrien Reynaud², Matthew Baugh², and Bernhard Kainz^{1,2}

¹Friedrich-Alexander-Universität Erlangen-Nürnberg

²Imperial College London

mischa.dombrowski@fau.de

Abstract

Curating datasets for object segmentation is a difficult task. With the advent of large-scale pre-trained generative models, conditional image generation has been given a significant boost in result quality and ease of use. In this paper, we present a novel method that enables the generation of general foreground-background segmentation models from simple textual descriptions, without requiring segmentation labels. We leverage and explore pre-trained latent diffusion models, to automatically generate weak segmentation masks for concepts and objects. The masks are then used to fine-tune the diffusion model on an inpainting task, which enables fine-grained removal of the object, while at the same time providing a synthetic foreground and background dataset. We demonstrate that using this method beats previous methods in both discriminative and generative performance and closes the gap with fully supervised training while requiring no pixel-wise object labels. We show results on the task of segmenting four different objects (humans, dogs, cars, birds).

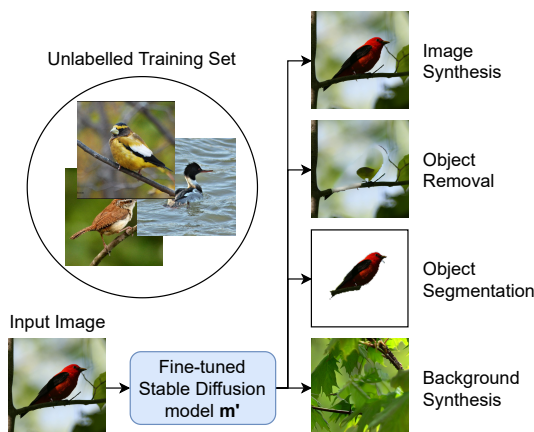


Figure 1. High level overview of our proposed method: Without needing a single labelled image, our method is able to generate foreground, background, and segmentation masks for any concept that is known to a text-to-image generative network.

1. Introduction

Supervised pretraining, *e.g.*, with ImageNet [13], has demonstrated reduced training times and boosted performance. This gave rise to models that could be trained once over large amounts of data before being adapted to specialised tasks, such as image recognition, object detection, image segmentation [46], and medical image analysis [44]. The recent development of self-supervision techniques and their ability to learn without manual labels led to much larger scale training datasets [6] and to the creation of foundation models [4]. At present, the use of pre-trained models for a wide range of diverse downstream tasks defines a very

active and intriguing area of research.

Large scale foundation models are already established in natural language processing, with most of them being based on the Transformer architecture [5, 14, 51]. A crucial part of this architecture are cross- and self-attention layers, which compute interpretable importance weightings [9, 33].

Diffusion models are based on the U-Net architecture [39] with additional attention layers [31] to condition on textual prompts. Therefore, we can extract inherently interpretable pixel importance scores from conditioning on textual prompts. Furthermore, the reverse diffusion process teaches the U-Net to successively remove noise from images, starting from pure Gaussian noise. In the early steps of this process, where the images resemble pure noise, the texture is non-existent, and the model only learns structures.

Recently, latent diffusion models have emerged as state-

of-the-art generative models for the task of text-to-image generation [15, 35, 38]. However, training such models requires a significant amount of CO₂-intensive resources and until recently, pre-trained model weights have not been publicly available. Rombach et al. were the first to publish their weights and model architecture [38], which facilitated the development of numerous derived applications [12, 47, 54] and established this model as the foundation model for tasks that require generalised representations of concepts in images. State-of-the-art latent diffusion models are able to generate high resolution images of a vast amount of different objects, suggesting that a highly expressive latent representation of the data has been learned.

We hypothesize that we can leverage these learned latent representations for our own downstream tasks of zero-shot foreground segmentation. Using a generative latent diffusion foundation model, we are able to extract a weak segmentation mask around an arbitrary object by computing the importance maps based on the textual input prompts. Weak segmentation masks have been shown to be an effective prior for segmentation models, given that enough training samples are available [28, 34]. We then use these preliminary masks to fine-tune a latent diffusion model on (1) generating new images from this dataset, as well as (2) inpainting regions where the object is not present according to our preliminary masks. The resulting model is able to perform full-image synthesis, as well as foreground, background and mask generation, as summarized in Fig. 1. A segmentation model trained using these masks can then achieve a level of performance that is close to direct supervision, despite not requiring manual segmentation masks at any point in the pipeline. This suggests that labour-intensive ground-truth image annotation workflows could become obsolete in the future, and be replaced by concept distillation from generative foundation models.

Our main contributions are:

- We propose a self-supervised approach for dataset-independent foreground-background segmentation, based on latent diffusion models, capable of synthesizing foreground, background, and segmentation masks.
- We describe a general framework to extract importance scores obtained from these pretrained models and detail how to use them to improve segmentation performance.
- We verify the feasibility of our method on a set of four different foreground background segmentation tasks, spanning humans, birds, dogs, and cars.
- We show that our method achieves results close to supervised methods while being trained without direct supervision.

2. Related Work

Semantic Segmentation refers to the identification of high level concepts in an image, which enable their extraction from the image. [27, 30] introduced the use of fully convolutional networks for this task, which superseded previous shallow feature classification approaches [17]. Currently, the most common segmentation network architectures are designed as encoder-decoder pairs, as it enforces an information bottleneck that facilitates generalisation. The encoder provides meaningful low dimensional representations and the decoder reconstructs high-resolution segmentation maps [7, 27, 30, 39]. Recent approaches maximise the use of multi-scale information with multi-scale attention [50], squeeze-and-attention [57], and Transformers [56]. The final pixel classification operation, which creates the segmentation mask, is performed through multinomial logistic regression. These methods require large amounts of manually labelled training samples, which can be labour-intensive and expensive.

Foreground background separation is a segmentation task where the goal is to apply binary classification over all the pixels of an image to separate the object of interest, the foreground, from the contextual background. For example, in video analysis tasks, the background is often defined as parts of scenes that are at rest [45]. More recently, decomposing individual images into potential foreground and background layers became an intriguing research topic [22]. Since the foreground-background separation factors are not known a priori, many related works formulate the problem as a category-agnostic unsupervised segmentation approach. While deep neural networks can learn pixel clustering in an unsupervised way [22, 24, 32], it often leads to inferior performance when compared to fully supervised methods. Other works also tried to learn image segmentation from generative models, for example via direct sampling from the training distribution with cut-and-paste [37], image combinations via styleGAN [1], erasing and redrawing [8], and through inpainting [43].

The work closest related to ours is [55] who employ layered generative adversarial networks (GANs) to generate distinct images for the foreground and background. As opposed to [55], we are not relying on the unknown structure of the latent manifold to separate the embedding codes that represent foreground and background, but instead follow the directly interpretable paradigm ‘textual concept description’ ‘ \rightarrow segmentation model’.

Diffusion models are generative methods. Generative modelling has always been an important task in deep learning. Recently, Diffusion models gained a lot of attention thanks to the impressive results achieved by [36, 42]. Based on [19, 49], these models currently define the state-of-the-art in conditional image generation, and have been extended towards text-to-image models such as unCLIP [35] and Sta-

ble Diffusion [38]. Part of that success is due to the efficacy of straightforward extensions to diffusion models, such as classifier-free guidance [20]. Current research about diffusion models focuses mostly on inpainting [10, 11, 38]. Depending on the task, it might be easier to learn the object itself and then train a diffusion model on the task of inpainting regions where the object is not present. However, we focus on the scenario where we have the object itself present and try to remove it.

Shortly after latent diffusion models showed superiority in terms of image sample quality compared to GANs [15], they were conditioned on the description of concepts [36]. These models became widely available online, including on commodity hardware after the computationally expensive denoising process was accelerated on a fundamental level [26]. Direct translation of text into object-centric representations has been attempted but rather in the context of attention editing [18], subject specific image generation [41], and textual concept-refined image-to-image translation [53]. Textual inversion, where examples of concepts are provided to a diffusion model as text and image tuples to teach the model a new concept [16], operates on the same fundamental input level as our approach. However, it is not able to provide object segmentation masks or concept-specific pixel importance scores.

3. Method

Our approach is summarized in Fig. 2. At a high level, we first use the attention maps from a pretrained latent diffusion model to compute coarse foreground segmentations (preliminary masks). We use these masks to fine-tune the diffusion model to be able to remove the object from the image, replacing it with background information, whilst also being able to generate new samples from the true distribution $p(\mathbf{x})$ of the dataset. By comparing the original images to those with the background inpainted over the foreground, we are then able to produce much more refined masks. We can also then use the fine-tuned model to sample an arbitrary number of new images, including only the foreground, only the background, and the masks separating them. The only assumptions this method uses is that we have access to a dataset of images where the chosen object always present, and that the foundation model we use has learned a meaningful representation of the object we want to identify. In this context objects can denote concepts like birds, cars, dogs, humans, but also parts of bigger objects such as arms or legs.

We start from the latent diffusion model (LDM) [38], a foundation model pretrained on the task of text to image generation, denoted as m . It generates images by sampling gaussian noise and iteratively denoising them in T diffusion steps. Throughout this work, we keep the default value from [38] of $T = 50$ steps.

Let \mathbf{D} denote a dataset where all the images contain our desired object. Formally, we aim to generate unsupervised segmentation masks of the original dataset \mathbf{D}_m as well as a synthetic dataset that contains synthetic images \mathbf{D}' , masks \mathbf{D}'_m , foreground \mathbf{D}'_f , and background \mathbf{D}'_b denoted as set $\mathbf{D}'_s = \{\mathbf{D}', \mathbf{D}'_m, \mathbf{D}'_f, \mathbf{D}'_b\}$.

3.1. Preliminary Masks

The LDM was trained on paired text-image data. Thus, the output is conditioned on a text input, which we have to carefully choose to generate our initial attention maps. In practice, self- and cross-attention work well for conditioning on different inputs, especially across different modalities [51]. As input, we propose the prompt “a photo of a {object}” where “object” is a high level description of our foreground object (e.g. “bird”).

The first step in computing the preliminary masks is to leverage the raw attention maps computed in every cross-attention layer of the U-Net architecture. We decide against cherry-picking different attention layers for different tasks to remain task-agnostic, but would like to point out that this could lead to task-specific improvements as an hyper-parameter option.

Let z_0 denote the latent space representation of some input image \mathbf{x} . In each layer, attention is computed as:

$$\text{Attention}(Q, K, V) = \psi(Q_l, K_l^T) \cdot V_l \quad (1)$$

with the attention probabilities $\psi(Q_l, K_l^T)$ defined as:

$$\psi_{\mathbf{z}_{t,l}}(Q_l, K_l^T) = \text{softmax}\left(\frac{Q_l K_l^T}{\sqrt{d}}\right) \quad (2)$$

with $Q = W_Q^{(i,l)} \cdot \phi(\mathbf{z}_{t,l})$, $K = W_K^{(i,l)} \cdot \tau_\theta(y)$, and $V = W_V^{(i,l)} \cdot \tau_\theta(y)$ denoting the learnable projection matrices according to [51], $\phi(\mathbf{z}_{t,l})$ the latent code of the l -th U-Net layer in the t -th reverse diffusion step, and $\tau_\theta(y)$ the learned latent representation for the textual input prompt [38]. $z_{t,l}$ denotes the latent representation of the stable diffusion model in layer l , conditioned at diffusion t .

The next step is to compute the mean attention maps \hat{M} as expectations over multiple repeated diffusion steps according to

$$\hat{M} = \sum_{t=1}^{T_0} \mathbb{E}_{\mathbf{z} \sim p(\mathbf{z}_t | \mathbf{z}_{t+1}, \mathbf{z}_0)} \left[\sum_l \psi_{\mathbf{z}_{t,l}}(Q_l, K_l^T) \right]. \quad (3)$$

We empirically show in our supplementary material that this can be simplified to performing single reverse diffusion steps which leads to a simplified importance score

$$\hat{M} = \sum_{t=1}^{T_0} \sum_l \psi_{\mathbf{z}_{t,l}}(Q_l, K_l^T) \quad (4)$$

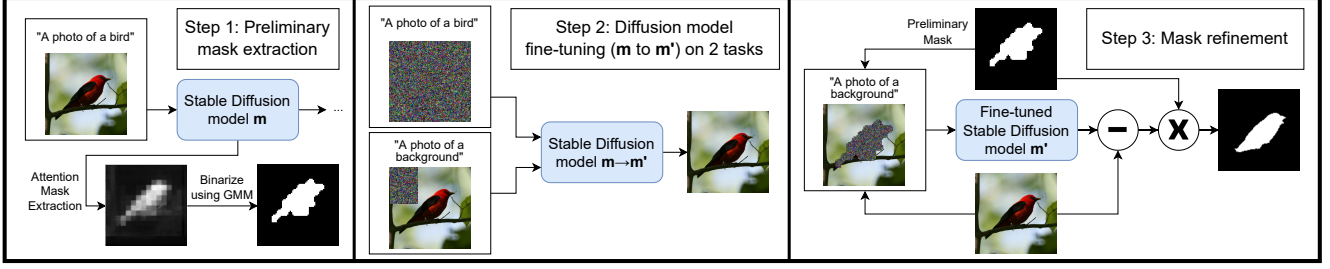


Figure 2. Overview of our model pipeline for self-supervised foreground background segmentation.

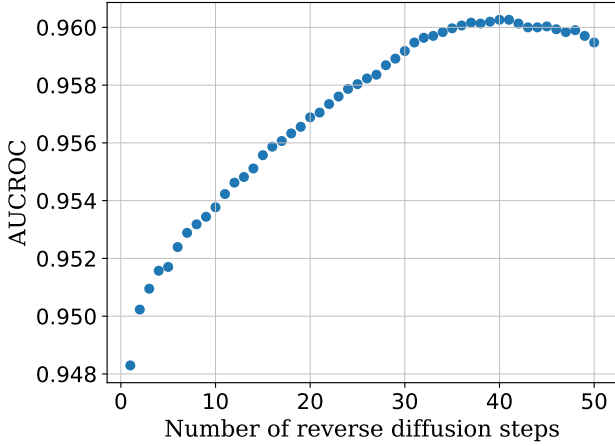


Figure 3. T_0 vs ROCAUC on CUB. Incorporating more reverse diffusion steps into the attention computation improves the ROCAUC against the groundtruth only up to roughly $T_0 = 40$.

Figure 3 shows AUCROC of using \hat{M} to identify the foreground as a function of the number of reverse steps. There is a clear improvement visible computing the mean over up to roughly $T_0 = 40$ reverse diffusion steps. Including higher diffusion steps seems to deteriorate the accuracy of ϕ . This can be explained. For higher values of t the input images approach pure Gaussian noise. However, for medium values of t the input and output images already approximate the basic structure of the final objects. Other details, like texture, appear at later stages but do not bear any valuable information for this use case. This observation could mean that for time critical applications, starting from lower t should suffice.

The third and final step in retrieving the preliminary masks is to binarize the mean attention maps. To do so, we take advantage of the observation that all attention maps resemble a bimodal distribution, with one mode at a low value for the non-object pixels and one mode at a high value for the object pixels. Hence, we model absolute values of the instance-wise attention scores as a bimodal Gaussian mixture model (GMM) to produce GMM masks. Additionally, we remove orphan pixels by computing the mean filter over

the resulting binary classification map to produce our preliminary masks M_{pre} . These preliminary masks could potentially already be used to detect even objects as evaluated in Sec. 4.4.

3.2. Fine-tuning and Mask Refinement

The main problem with the preliminary masks is that, because they are derived from the latent space of the LDM, their resolution is only 64×64 . This limits them to being a coarse segmentation, which often overestimates the size of the object rather than following the object’s sharp edges. A rough segmentation is sufficient for tasks like inpainting, especially if the area around the object is homogeneous, but for the task of extracting the foreground object it produces unwanted artefacts. To work around this, we leverage the same diffusion model that we used to extract the masks. We select random rectangles within the images, use the upsampled preliminary masks to exclude the foreground region, and fine-tune the model to inpaint these regions by conditioning on the prompt $y_b = \text{“a photo of a background”}$. Simultaneously, the model is fine-tuned on the task of full image synthesis to generate new samples for \mathbf{D}' by conditioning on $y_f = \text{“a photo of a \{object\}”}$.

To generate the final foreground masks \mathbf{D}_m we use the fine-tuned LDM m' to inpaint the background over the area covered by the preliminary mask conditioning on the background prompt. To identify the foreground region, we take the pixel-wise intensity difference between the background-inpainted and original images. As the inpainted images are conditioned to generate background, the difference is higher in the true foreground region. We apply a Gaussian mixture model to the pixel-wise difference map to create a binary classification map. Formally the refined masks M are computed as

$$M = M_{pre,up} \odot g(|\mathbf{x} - m'(\tilde{\mathbf{z}}_0, y_b)|), \quad (5)$$

$$\tilde{\mathbf{z}}_0 = \mathbf{z}_0 \odot (1 - M_{pre}) + \mathbf{z} \odot M_{pre} \quad (6)$$

where $M_{pre,up}$ denotes the preliminary mask upsampled to the input image’s resolution, g applies the bimodal Gaussian mixture model to the pixel values and $\tilde{\mathbf{z}}_0$ is the latent

code of an image with the foreground region replaced with random noise \mathbf{z} . This produces refined masks, as the use of pixel-wise error improves the segmentation around the sharp edges of the object. Additionally, the computation of the refined masks is performed in pixel-space of the images instead of the latent space of m and therefore produces even more detailed masks.

Finally, to further improve our mask prediction we use the refined masks as labels to train a U-Net [39] to directly segment the foreground of the images, similar to the approach in [55], which follows a standardized approach of training a U-Net on a fixed number of steps and hence does not require any hyperparameter tuning. We experiment with training the segmentation network on refined masks of the original unlabelled training data (\mathbf{D}_s), as well as training it with the fully synthetic dataset \mathbf{D}'_s as augmentation method.

4. Evaluation and Results

Implementation: We use PyTorch 1.11 and run our experiments on a workstation with two A6000 Nvidia GPUs. Concept distillation training takes on average one day. The forward pass is fast, equivalent to that of a standard U-Net.

4.1. Datasets

We choose our datasets such that they cover a variety of different objects, including in-the-wild animals and cars, as well as humans in static setups.

Human3.6m [21] is a dataset of 3.6 million images of humans in different scenarios and situations. To show that our method does not rely on large datasets we take a subset of 6000 randomly chosen images centred around the human and cropped to 256×256 pixels from the training dataset of Human3.6m.

To test the method on representations of animals, we use two datasets: the Stanford Dog Dataset [23], which contains 20,580 images of dogs divided into different categories, and the Caltech-UCSD Birds 200 (CUB) dataset [52], which contains 11,788 images of birds from 200 different species.

Finally, we also experiment with the detection of cars using [25], which consists of 16,185 images of cars in different natural and non-natural settings. All these datasets come with subcategories grouping the images based on selected features. For our use case, we consolidate these groups when prompting the model and use the classes *cars*, *dogs*, *human*, and *birds* to simulate the absence of manual labels.

4.2. Self-supervised Segmentation Performance

Table 1 compares our methods performance against other unsupervised methods on the CUB dataset, showing the pixel-wise accuracy, the Intersection over Union (IoU) of the foreground segmentation and the mean IoU. From this we see that training a U-Net on our self-supervised labels produces a model that outperforms all other methods,

Methods	ACC	CUB	
		IoU	mIoU
Supervised U-Net	97.9	88.3	93.0
GrabCut [40] by [43]	72.3	36.0	52.3
ReDO [8]	84.5	42.6	—
PerturbGAN [3]	—	—	38.0
IEM + SegNet [43]	89.3	55.1	71.4
Melas-Kyriazi et al. [29]	92.1	66.4	—
Layered GAN [55]	94.3	69.7	81.7
Ours (U-Net trained on \mathbf{D}_s)	95.2	75.1	84.8
Ours (U-Net trained on $\mathbf{D}_s \cup \mathbf{D}'_s$)	95.6	77.2	86.0

Table 1. Comparison to other segmentation methods. Baselines taken from [55]. Details on the training of the U-Nets can be found in the appendix.

achieving an overall foreground IoU improvement of 5.4 compared to [55]. Furthermore, by adding the fully synthetic dataset \mathbf{D}'_s to the training data we are able to improve the performance even further, reaching a foreground IoU of 77.2. Table 3 also shows high foreground IoU values across the other datasets, with Fig. 4 showing qualitative examples.

4.3. Mean Attention Map Performance

Computing the mean attention maps \hat{M} and comparing them to the ground-truth yields a remarkable AUCROC for the bird dataset of 97.1. Scores are normalized instance-wise to a range of 0 to 1. We also experiment with no normalization, which gives a slightly worse AUCROC of 97.08. Qualitative examples from all datasets are shown in Fig. 5, displaying the mean attention maps’ ability to localise the foreground in different scenarios. To compare this to our classification results we compute the threshold such that we reach over 95% true positive rate on a reserved training set of 100 images. True positive rate is more important in our case because we observe that falsely classifying pixels as background leads the inpainting model taking these foreground pixels as sources to inpaint larger parts of the image. We reach a pixel-wise accuracy of 86% on a set of 1000 test images suggesting that our method of extracting the classification masks already can provide meaningful results.

In a second experiment, we analyse how the performance would change if we were to optimize the threshold to maximise the accuracy over the same set of 100 training images. In this case we would increase the accuracy on the test set to 93.9%. While these results are encouraging, they also require a ground-truth dataset and thresholding that we do not want to rely on. The results indicate that our computed masks are very good at locating the objects, albeit they do not reach state-of-the-art performance despite adding super-




Figure 4. Unsupervised Segmentation Masks generated by our proposed approach.

vision. Training on refined masks and integrating synthetic data surpasses supervised results without using any labels as shown in the next section.

4.4. Ablation study

Methods	ACC	CUB	
		IoU	mIoU
Preliminary Masks M_{pre}	83.5	29.0	55.7
U-Net trained on (D, M_{pre})	91.7	66.5	78.2
Refined Masks M	92.4	63.6	77.4
U-Net trained on D_s	95.2	75.1	84.8
U-Net trained on $D_s \cup D'_s$	95.6	77.2	86.0

Table 2. Segmentation results for different steps of our pipeline.

Table 2 shows an ablation study for the individual components of our method. Initially the zero-shot preliminary masks generated from the foundation model achieve good accuracy (83.5), but poor foreground IoU (29.0). This reflects our earlier intuition that they will overestimate the size of the object due to being computed at a lower resolution. Training a U-Net on these labels improves the IoU to 66.5, showing the value in training the segmentation network. Using the refined masks as foreground segmentation gives comparable performance, with higher accuracy but lower foreground IoU. However, training a U-Net on

these refined masks produces the best results, being further boosted by incorporating additional synthetic data. The progressive refinement of the segmentation masks is shown in Fig. 6.

4.5. Data synthesis

Table 3 compares the generative ability of our fine-tuned diffusion model using the Fréchet inception distance (FID). Our method achieves higher generation quality than all other methods across the CUB, Stanford Dogs, and Stanford Cars datasets. We improve upon LayeredGAN’s remarkably low FID scores for CUB and Stanford Cars by 3.1 and 5.6 respectively.

Our method allows for the generation of samples covered entirely by the background, as shown in Fig. 7, without ever seeing such an image during training. The success of this component is what enables the refined masks to be generated, as accurately inpainting the foreground allows us to use the pixel-wise difference between the original and inpainted images to precisely identify the foreground.

4.6. Concept Distillation

Finally we can evaluate if our model has indeed learned to distinguish between foreground and background by looking at the output of different classifier-free guidance scales starting from the same seed z_t . Since we have fine-tuned our model only on two distinct textual prompts the conditional image generation should have collapsed to two clus-




Figure 5. Mean attention maps for all datasets in latent space \mathbf{z} of the diffusion model. Prompts are “a photo of a {object}”, where {object} is replaced by “bird” for the first pair of rows, then “car”, “dog”, and “human”.

Methods	Sup.	CUB		Stanford Dogs		Stanford Cars		Human3.6m	
		FID ↓	IoU ↑	FID ↓	IoU ↑	FID ↓	IoU ↑	FID ↓	IoU ↑
FineGAN [48]	Weak	23.0	44.5	54.9	-	24.8	-	-	-
OneGAN [2]	Weak	20.5	55.5	48.7	-	24.2	-	-	-
LayeredGAN [55]	Unsup.	12.9	69.7	59.3	-	19.0	-	-	-
Ours	Self	9.8	75.1	43.1	63.8	13.4	55.2	63.7	69.2

Table 3. Quantitative Results on \mathcal{D}_s . Training details are shown in the supplements. Values are taken from [55]. Source code for [2, 48, 55] was not available for re-evaluation on the Dogs, Cars and Human3.6m datasets. IoU on CUB are reported using the prediction of our model and the ground truth provided with the dataset. For the other datasets we use the IoU of the bounding boxes.

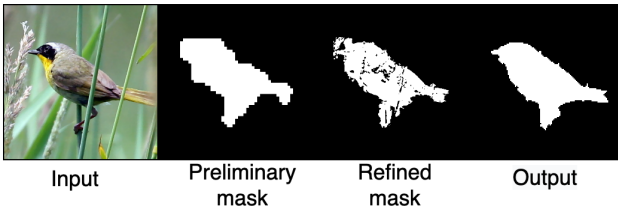


Figure 6. Progressive refinement of the segmentation masks.

ters, one for the object and the other one for the background. Hence, instead of performing classifier-free guidance using the predictions of m' conditioned on empty prompts we can directly use the predictions of $m'(\mathbf{z}_t, y_b)$ and $m'(\mathbf{z}_t, y_f)$ to perform image interpolation. We define classifier-free guidance in the direction of the foreground, hence, a higher

score means that latent representations are pushed further in the direction of the object. The results are shown in Fig. 8. For negative guidance scales, the background is more detailed and there is no bird present. Increasing this scale leads to less detail in the background while birds often seem to naturally grow from the details in the background. The quality of the birds visually improves while the quality of the rest of the image keeps degrading resulting in less detailed backgrounds. We confirm this quantitatively by computing the FID for different classifier-free guidance scales. Without classifier-free guidance, *i.e.*, scale = 1, the method reaches a FID of 9.8, at scale = 3 a FID of 11.3, and at scale = 7.5 a FID of 22.3.



Figure 7. Full background image synthesis from the fine-tuned model, conditioned on y_b . Using our proposed fine-tuning method, the diffusion model is successfully able to generate images without birds from a dataset only consisting of images with birds.




Figure 8. Synthetic results of m' with changing scales of classifier-free-guidance, ranging from -2 on the left to +7.5 on the right.



Figure 9. Input image and mean attention maps for every word of the textual input prompt “startofstring a photo of a human with arms and legs”. The attention of “human” focuses on the torso, the one for the “arms” on the arms, and the one for the “legs” on the legs.

5. Discussion

We show in Sec. 4 that our method to extract the segmentation masks M from the preliminary attention masks yields better results than computing an optimised threshold over a reserved miniset. This is possible because comparing to the inpainted background provides sharp edges around the object. However, our model is currently limited to detecting single object concepts. An extension to multiple objects could be achieved by prompt engineering in combination with data augmentation techniques. Taking the foreground masks and using them to extract objects would enable multi-instance and multi-object segmentation by layering multiple objects over each other and extending the final U-Net to a multi-label segmentation model.

Furthermore, learning from weak labels has the disadvantage that the segmentation model may learn and reproduce weaknesses of the initial method. In our case, the bimodal GMM fails if the image has more than two distinct contrast clusters. This is especially the case on the Human3.6m dataset where the floor, walls, and person have vastly different contrast-levels. Consequently, the final segmentation sometimes fails to detect the lower part of the body as shown in Fig. 4. However, our method could easily be adapted to only a part of the human body, such as the legs. We show this in Fig. 9, as by conditioning images from [21] on the prompt “A photo of a human with arms and legs” and computing \hat{M} for the three concepts (human, arms, and legs) we are able to produce attention maps focused on specific body parts.

6. Conclusion

In this work, we have presented a generalizable framework to train segmentation networks without any hyperparameter tuning using an unsupervised zero-shot approach following the paradigm of ‘textual concept description’ \rightarrow ‘segmentation model’. We leverage the power of large generative latent diffusion models and fine-tune the model on

the task of generating foreground and background images, which can be used as data augmentation methods. We show, that this method can achieve results close to supervised methods, without requiring any manually generated ground truth labels. Our approach is amenable to supervised deep learning and can be combined with existing models to boost segmentation performance even further.

In future work we will explore how multi-object, multi-instance segmentation can be facilitated with concept distillation from generative image foundation models.

References

- [1] Rameen Abdal, Peihao Zhu, Niloy J Mitra, and Peter Wonka. Labels4free: Unsupervised segmentation using stylegan. In *Proceedings of the IEEE/CVF International Conference on Computer Vision*, pages 13970–13979, 2021. 2
- [2] Yaniv Benny and Lior Wolf. Onegan: Simultaneous unsupervised learning of conditional image generation, foreground segmentation, and fine-grained clustering. In *European Conference on Computer Vision*, pages 514–530. Springer, 2020. 7
- [3] Adam Bielski and Paolo Favaro. Emergence of object segmentation in perturbed generative models. *Advances in Neural Information Processing Systems*, 32, 2019. 5
- [4] Rishi Bommasani, Drew A Hudson, Ehsan Adeli, Russ Altman, Simran Arora, Sydney von Arx, Michael S Bernstein, Jeannette Bohg, Antoine Bosselut, Emma Brunskill, et al. On the opportunities and risks of foundation models. *arXiv:2108.07258*, 2021. 1
- [5] Tom Brown, Benjamin Mann, Nick Ryder, Melanie Subbiah, Jared D Kaplan, Prafulla Dhariwal, Arvind Neelakantan, Pranav Shyam, Girish Sastry, Amanda Askell, et al. Language models are few-shot learners. *Advances in neural information processing systems*, 33:1877–1901, 2020. 1
- [6] Soravit Changpinyo, Piyush Sharma, Nan Ding, and Radu Soricut. Conceptual 12m: Pushing web-scale image-text pre-training to recognize long-tail visual concepts. In *CVPR’21*, pages 3558–3568, 2021. 1
- [7] Liang-Chieh Chen, George Papandreou, Iasonas Kokkinos, Kevin Murphy, and Alan L Yuille. Deeplab: Semantic image segmentation with deep convolutional nets, atrous convolution, and fully connected crfs. *IEEE transactions on pattern analysis and machine intelligence*, 40(4):834–848, 2017. 2
- [8] Mickaël Chen, Thierry Artières, and Ludovic Denoyer. Unsupervised object segmentation by redrawing. *Advances in neural information processing systems*, 32, 2019. 2, 5
- [9] Jianpeng Cheng, Li Dong, and Mirella Lapata. Long short-term memory-networks for machine reading. In *Proceedings of the 2016 Conference on Empirical Methods in Natural Language Processing*, pages 551–561, 2016. 1
- [10] Hyungjin Chung, Byeongsu Sim, Dohoon Ryu, and Jong Chul Ye. Improving diffusion models for inverse problems using manifold constraints. *arXiv preprint arXiv:2206.00941*, 2022. 3
- [11] Hyungjin Chung, Byeongsu Sim, and Jong Chul Ye. Come-closer-diffuse-faster: Accelerating conditional diffusion models for inverse problems through stochastic contraction. In *Proceedings of the IEEE/CVF Conference on Computer Vision and Pattern Recognition*, pages 12413–12422, 2022. 3
- [12] Florinel-Alin Croitoru, Vlad Hondru, Radu Tudor Ionescu, and Mubarak Shah. Diffusion models in vision: A survey. *arXiv preprint arXiv:2209.04747*, 2022. 2
- [13] Jia Deng, Wei Dong, Richard Socher, Li-Jia Li, Kai Li, and Li Fei-Fei. Imagenet: A large-scale hierarchical image database. In *CVPR’09*, pages 248–255. Ieee, 2009. 1
- [14] Jacob Devlin, Ming-Wei Chang, Kenton Lee, and Kristina Toutanova. Bert: Pre-training of deep bidirectional transformers for language understanding. *arXiv preprint arXiv:1810.04805*, 2018. 1, 13
- [15] Prafulla Dhariwal and Alexander Nichol. Diffusion models beat gans on image synthesis. *Advances in Neural Information Processing Systems*, 34:8780–8794, 2021. 2, 3
- [16] Rinon Gal, Yuval Alaluf, Yuval Atzmon, Or Patashnik, Amit H Bermano, Gal Chechik, and Daniel Cohen-Or. An image is worth one word: Personalizing text-to-image generation using textual inversion. *arXiv preprint arXiv:2208.01618*, 2022. 3
- [17] Carolina Galleguillos and Serge Belongie. Context based object categorization: A critical survey. *Computer vision and image understanding*, 114(6):712–722, 2010. 2
- [18] Amir Hertz, Ron Mokady, Jay Tenenbaum, Kfir Aberman, Yael Pritch, and Daniel Cohen-Or. Prompt-to-prompt image editing with cross attention control. 2022. 3
- [19] Jonathan Ho, Ajay Jain, and Pieter Abbeel. Denoising diffusion probabilistic models. *Advances in Neural Information Processing Systems*, 33:6840–6851, 2020. 2
- [20] Jonathan Ho and Tim Salimans. Classifier-free diffusion guidance. *arXiv preprint arXiv:2207.12598*, 2022. 3, 14
- [21] Catalin Ionescu, Dragos Papava, Vlad Olaru, and Cristian Sminchisescu. Human3.6m: Large scale datasets and predictive methods for 3d human sensing in natural environments. *IEEE Transactions on Pattern Analysis and Machine Intelligence*, 36(7):1325–1339, jul 2014. 5, 8
- [22] Xu Ji, Joao F Henriques, and Andrea Vedaldi. Invariant information clustering for unsupervised image classification and segmentation. In *Proceedings of the IEEE/CVF International Conference on Computer Vision*, pages 9865–9874, 2019. 2
- [23] Aditya Khosla, Nityananda Jayadevaprakash, Bangpeng Yao, and Li Fei-Fei. Novel dataset for fine-grained image categorization. In *First Workshop on Fine-Grained Visual Categorization, IEEE Conference on Computer Vision and Pattern Recognition*, Colorado Springs, CO, June 2011. 5
- [24] Wonjik Kim, Asako Kanezaki, and Masayuki Tanaka. Unsupervised learning of image segmentation based on differentiable feature clustering. *IEEE Transactions on Image Processing*, 29:8055–8068, 2020. 2
- [25] Jonathan Krause, Michael Stark, Jia Deng, and Li Fei-Fei. 3d object representations for fine-grained categorization. In *4th International IEEE Workshop on 3D Representation and Recognition (3dRR-13)*, Sydney, Australia, 2013. 5

- [26] Luping Liu, Yi Ren, Zhijie Lin, and Zhou Zhao. Pseudo numerical methods for diffusion models on manifolds. *arXiv preprint arXiv:2202.09778*, 2022. [3](#)
- [27] Jonathan Long, Evan Shelhamer, and Trevor Darrell. Fully convolutional networks for semantic segmentation. In *Proceedings of the IEEE conference on computer vision and pattern recognition*, pages 3431–3440, 2015. [2](#)
- [28] Zhiwu Lu, Zhenyong Fu, Tao Xiang, Peng Han, Liwei Wang, and Xin Gao. Learning from weak and noisy labels for semantic segmentation. *IEEE transactions on pattern analysis and machine intelligence*, 39(3):486–500, 2016. [2](#)
- [29] Luke Melas-Kyriazi, Christian Rupprecht, Iro Laina, and Andrea Vedaldi. Finding an unsupervised image segmenter in each of your deep generative models. *arXiv preprint arXiv:2105.08127*, 2021. [5](#)
- [30] Hyeonwoo Noh, Seunghoon Hong, and Bohyung Han. Learning deconvolution network for semantic segmentation. In *Proceedings of the IEEE international conference on computer vision*, pages 1520–1528, 2015. [2](#)
- [31] Ozan Oktay, Jo Schlemper, Loic Le Folgoc, Matthew Lee, Mattias Heinrich, Kazunari Misawa, Kensaku Mori, Steven McDonagh, Nils Y Hammerla, Bernhard Kainz, et al. Attention u-net: Learning where to look for the pancreas. *arXiv preprint arXiv:1804.03999*, 2018. [1](#)
- [32] Yassine Ouali, Céline Hudelot, and Myriam Tami. Autoregressive unsupervised image segmentation. In *European Conference on Computer Vision*, pages 142–158. Springer, 2020. [2](#)
- [33] Ankur Parikh, Oscar Täckström, Dipanjan Das, and Jakob Uszkoreit. A decomposable attention model for natural language inference. In *Proceedings of the 2016 Conference on Empirical Methods in Natural Language Processing*, pages 2249–2255, Austin, Texas, Nov. 2016. Association for Computational Linguistics. [1](#)
- [34] Martin Rajchl, Matthew CH Lee, Ozan Oktay, Konstantinos Kamnitsas, Jonathan Passerat-Palmbach, Wenjia Bai, Mellisa Damodaram, Mary A Rutherford, Joseph V Hajnal, Bernhard Kainz, et al. Deepcut: Object segmentation from bounding box annotations using convolutional neural networks. *IEEE transactions on medical imaging*, 36(2):674–683, 2016. [2](#)
- [35] Aditya Ramesh, Prafulla Dhariwal, Alex Nichol, Casey Chu, and Mark Chen. Hierarchical text-conditional image generation with clip latents. *arXiv preprint arXiv:2204.06125*, 2022. [2](#)
- [36] Aditya Ramesh, Mikhail Pavlov, Gabriel Goh, Scott Gray, Chelsea Voss, Alec Radford, Mark Chen, and Ilya Sutskever. Zero-shot text-to-image generation. In *International Conference on Machine Learning*, pages 8821–8831. PMLR, 2021. [2](#), [3](#)
- [37] Tal Remez, Jonathan Huang, and Matthew Brown. Learning to segment via cut-and-paste. In *Proceedings of the European conference on computer vision (ECCV)*, pages 37–52, 2018. [2](#)
- [38] Robin Rombach, Andreas Blattmann, Dominik Lorenz, Patrick Esser, and Björn Ommer. High-resolution image synthesis with latent diffusion models. In *Proceedings of the IEEE/CVF Conference on Computer Vision and Pattern Recognition*, pages 10684–10695, 2022. [2](#), [3](#), [12](#), [13](#)
- [39] Olaf Ronneberger, Philipp Fischer, and Thomas Brox. U-net: Convolutional networks for biomedical image segmentation. In *International Conference on Medical image computing and computer-assisted intervention*, pages 234–241. Springer, 2015. [1](#), [2](#), [5](#)
- [40] Carsten Rother, Vladimir Kolmogorov, and Andrew Blake. “grabcut” interactive foreground extraction using iterated graph cuts. *ACM transactions on graphics (TOG)*, 23(3):309–314, 2004. [5](#)
- [41] Nataniel Ruiz, Yuanzhen Li, Varun Jampani, Yael Pritch, Michael Rubinstein, and Kfir Aberman. Dreambooth: Fine tuning text-to-image diffusion models for subject-driven generation. *arXiv preprint arXiv:2208.12242*, 2022. [3](#)
- [42] Chitwan Saharia, William Chan, Saurabh Saxena, Lala Li, Jay Whang, Emily Denton, Seyed Kamyar Seyed Ghasemipour, Burcu Karagol Ayan, S Sara Mahdavi, Rapha Gontijo Lopes, et al. Photorealistic text-to-image diffusion models with deep language understanding. *arXiv preprint arXiv:2205.11487*, 2022. [2](#)
- [43] Pedro Savarese, Sunnie SY Kim, Michael Maire, Greg Shakhnarovich, and David McAllester. Information-theoretic segmentation by inpainting error maximization. In *Proceedings of the IEEE/CVF Conference on Computer Vision and Pattern Recognition*, pages 4029–4039, 2021. [2](#), [5](#)
- [44] Jo Schlemper, Jose Caballero, Joseph V Hajnal, Anthony Price, and Daniel Rueckert. A deep cascade of convolutional neural networks for mr image reconstruction. In *IPMI’17*, pages 647–658. Springer, 2017. [1](#)
- [45] Yaser Sheikh, Omar Javed, and Takeo Kanade. Background subtraction for freely moving cameras. In *2009 IEEE 12th International Conference on Computer Vision*, pages 1219–1225. IEEE, 2009. [2](#)
- [46] Karen Simonyan and Andrew Zisserman. Very deep convolutional networks for large-scale image recognition. *arXiv:1409.1556*, 2014. [1](#)
- [47] Uriel Singer, Adam Polyak, Thomas Hayes, Xi Yin, Jie An, Songyang Zhang, Qiyuan Hu, Harry Yang, Oron Ashual, Oran Gafni, et al. Make-a-video: Text-to-video generation without text-video data. *arXiv preprint arXiv:2209.14792*, 2022. [2](#)
- [48] Krishna Kumar Singh, Utkarsh Ojha, and Yong Jae Lee. Finegan: Unsupervised hierarchical disentanglement for fine-grained object generation and discovery. In *Proceedings of the IEEE/CVF conference on computer vision and pattern recognition*, pages 6490–6499, 2019. [7](#)
- [49] Jiaming Song, Chenlin Meng, and Stefano Ermon. Denoising diffusion implicit models. *arXiv preprint arXiv:2010.02502*, 2020. [2](#)
- [50] Andrew Tao, Karan Sapra, and Bryan Catanzaro. Hierarchical multi-scale attention for semantic segmentation. *arXiv preprint arXiv:2005.10821*, 2020. [2](#)
- [51] Ashish Vaswani, Noam Shazeer, Niki Parmar, Jakob Uszkoreit, Llion Jones, Aidan N Gomez, Łukasz Kaiser, and Illia Polosukhin. Attention is all you need. *Advances in neural information processing systems*, 30, 2017. [1](#), [3](#)

- [52] C. Wah, S. Branson, P. Welinder, P. Perona, and S. Belongie. The caltech-ucsd birds-200-2011 dataset. Technical Report CNS-TR-2011-001, California Institute of Technology, 2011. [5](#)
- [53] Tengfei Wang, Ting Zhang, Bo Zhang, Hao Ouyang, Dong Chen, Qifeng Chen, and Fang Wen. Pretraining is all you need for image-to-image translation. *arXiv preprint arXiv:2205.12952*, 2022. [3](#)
- [54] Ling Yang, Zhilong Zhang, Yang Song, Shenda Hong, Runsheng Xu, Yue Zhao, Yingxia Shao, Wentao Zhang, Bin Cui, and Ming-Hsuan Yang. Diffusion models: A comprehensive survey of methods and applications. *arXiv preprint arXiv:2209.00796*, 2022. [2](#)
- [55] Yu Yang, Hakan Bilen, Qiran Zou, Wing Yin Cheung, and Xiangyang Ji. Learning foreground-background segmentation from improved layered gans. In *Proceedings of the IEEE/CVF Winter Conference on Applications of Computer Vision*, pages 2524–2533, 2022. [2](#), [5](#), [7](#), [12](#)
- [56] Yuhui Yuan, Xilin Chen, and Jingdong Wang. Object-contextual representations for semantic segmentation. In *European conference on computer vision*, pages 173–190. Springer, 2020. [2](#)
- [57] Zilong Zhong, Zhong Qiu Lin, Rene Bidart, Xiaodan Hu, Ibrahim Ben Daya, Zhifeng Li, Wei-Shi Zheng, Jonathan Li, and Alexander Wong. Squeeze-and-attention networks for semantic segmentation. In *Proceedings of the IEEE/CVF conference on computer vision and pattern recognition*, pages 13065–13074, 2020. [2](#)

A. Evaluation Strategy

We evaluate the accuracy of our masks by training a plain U-Net on the task of binary classification, following an approach close to the one proposed by [55]. For CUB we use the provided segmentation masks as ground-truth. For all the other datasets, we use the provided bounding boxes. We train the U-Net for 12,000 steps using a batch size of 32 and Adam optimizer with a learning rate 0.001. During training, we crop images randomly to 128×128 pixels and during inference, we employ center-cropping.

B. Finetuning

We fine-tune the diffusion models on the datasets by taking the avenue provided by [38]. Fine-tuning for foreground generation is straightforward by training the model to perform full image synthesis. For background generation, we select a random rectangular patch from the image, exclude any pixels covered by the preliminary mask, and train the model to reproduce the remaining background pixels in the background (see Fig. 10 for examples). The diffusion models are trained on foreground and background generation simultaneously, with each objective being trained in an equal proportion.

Computation of the refined masks, which requires the computation of the preliminary masks, takes 7.5 seconds for a batch of three samples on a single GPU.




Figure 10. Illustration of how we extract rectangular patches for background inpainting during finetuning.

C. Empirical Proof of Simplified Equation

In this section, we show empirically that it is not necessary to repeat single diffusion steps in order to achieve better results on preliminary masks. Formally we evaluate

$$\hat{M} = \sum_{t=1}^{T_0} \mathbb{E}_{\mathbf{z} \sim p(\mathbf{z}_t | \mathbf{z}_{t+1}, \mathbf{z}_0)} [\sum_l \psi_{\mathbf{z}_{t,1}}(Q_l, K_l^T)], \quad (7)$$

and show that it can be simplified to

$$\hat{M} = \sum_{t=1}^{T_0} \sum_l \psi_{\mathbf{z}_{t,1}}(Q_l, K_l^T) \quad (8)$$

by computing accuracy metrics on CUB for the case of $T_0 = 1$.

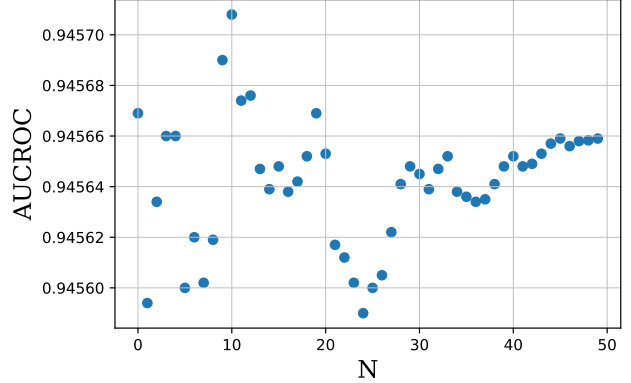


Figure 11. AUCROC of CUB over an increasing number of monte carlo samples N .

The motivation behind this is that the computation of the preliminary masks is the bottleneck of our pipeline, and we want the computation time to remain reasonable. The execution time increases linearly with the number of repetitions. We estimate the expectation in Equation (7) using monte carlo sampling and denote the number of samples as N and compute the AUCROC as a function over it. The results are shown in Fig. 11. These results suggest that increasing N also slightly increases the absolute AUCROC value, while simultaneously decreasing the variance. However, these improvements are within a very small margin. Intuitively this means that the diffusion model is quite robust towards different latent inputs \mathbf{z}_t . We conclude from this that it is unreasonable to compute attention masks over multiple steps and therefore perform all experiments using Eq. (8).

Initially, we also experimented using only the object token or using a list of objects as an input prompt but both approaches result in more noisy preliminary masks and inferior AUCROC values.

D. Outlier Cases

Since our method is self-supervised it can be prone to some errors, as the model has never seen an example of a real segmentation. In Fig 13 we show examples of rare selected failure cases that we have observed during testing.

The first is that branches on which birds are sitting are often segmented as part of the bird. This is a result of the preliminary masks which sometimes include these branches

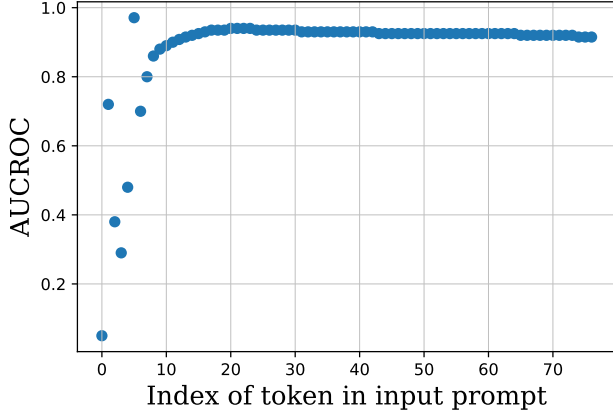


Figure 12. AUCROC values of the preliminary masks extracted for every token using the prompt “a photo of a bird”. The language model is inherited from [38] and uses a BERT-tokenizer [14]. Therefore a “startofstring” token is added to the beginning of the input and the length is padded to a length of 77. The peak is at the “bird” token.

into objects. Consequently, the U-Net is uncertain about these areas. We observe that this only happens to birds that are clinging to branches, as can be seen in the left image in Fig. 13. In rare occasions, very low contrast also leads the model to accidentally predict parts of the image as background (such as in the right two bird examples). This is likely because the pixel intensity distribution of the bird is too close to that of the background, causing the image difference when computing the refined masks to be too small, resulting in it being misclassified as background.

In the dog dataset, the method often struggled if humans were holding the dog (see left-most dog example). In these cases, the final segmentation only excludes parts of the human in the background but not all of it. One possible cause of this is that the model struggles to reconstruct the human when performing background inpainting, due to feature complexity, causing it to have a high-intensity difference when computing the refined masks. We observed that this did not happen if the humans were positioned further back in the background, as can be seen in the third example in Figure 13. Finally, the method also struggled with dogs that are only black and white. We believe that this is because of a bimodal pixel distribution assumption. If we perform inpainting for mask refinement for these dogs the white and black parts have very different contrasts compared to the background and are consequently assigned different modes of the bimodal Gaussian mixture model.

In the case of the cars our method seemed to have limited performance if the input image had a plain white background. We believe this is because during the refinement stage the model does not expect the image to be entirely empty, and therefore always tries to inpaint something in

the image center. However, the problem of segmenting cars in front of white background can be solved using trivial methods. The predictions for Human3.6m were consistent throughout the whole dataset, with the exception of occasional under-segmentation of the legs, as explained in the main paper.




Figure 13. Examples of failure cases of the U-Net model.

E. Prompt Engineering

To further justify the choice of our text-conditioning y we compute the AUCROC for every token of the prompt “a photo of a bird”. Internally this prompt is preceded by a fixed “startofstring” token. The results are shown in Fig. 12. We can clearly observe that the highest response happens if we compute \hat{M} for the token “bird”. After that, the AUCROC remains high, albeit not at the same level

as before. We decide against incorporating the preliminary maps of different tokens into the pipeline because they slightly decrease the AUCROC value for the preliminary masks while simultaneously reducing the interpretability of our approach. The same holds true for the “startofstring” token, which has very low activation on all the bird pixels. By inverting the attention scores we could therefore also locate objects. However, this observation is a direct consequence of the computation of the attention probabilities. Attention is computed for every pixel as a probability of belonging to a token using softmax normalization on the attention scores. Since this probability has to sum up to one, the activations of non-object pixels have to be high for some tokens.

F. Classifier-free Guidance

We use classifier-free guidance as proposed by [20]:

$$\tilde{\epsilon}_{\theta}(\mathbf{z}_t, y_f) = w\epsilon_{\theta}(\mathbf{z}_t, y_f) - (w - 1)\epsilon_{\theta}(\mathbf{z}_t, y), \quad (9)$$

where w denotes the classifier-free guidance scale, and ϵ the update term of the diffusion process. In our case, we assume that the latent space representation of the images \mathbf{z}_t conditioned on the prompts is reduced to the background and the foreground clusters. Consequently, we can replace the unconditional prompt with the background prompt from the equation, which changes it to

$$\tilde{\epsilon}_{\theta}(\mathbf{z}_t, y_f) = w\epsilon_{\theta}(\mathbf{z}_t, y_f) - (w - 1)\epsilon_{\theta}(\mathbf{z}_t, y_b). \quad (10)$$

Finally, we can also perform classifier-free guidance for background generation by setting the scale to $w = -1$ which is equivalent to switching the prompts and setting $w = 2$.

To verify this, Fig. 14 shows the influence of w in more detail. Images with high guidance towards the background (*i.e.*, low w) do not show any signs of the object. By increasing this value, we can see a bird growing from a part of the image. To further illustrate this process we added a few video samples of this to the supplements. Judging from these images we concluded that our assumption of the clustering is correct and that the model has indeed learned what background information is.



Figure 14. Synthesis results starting from the same seeds while increasing the scale of classifier-free guidance. The guidance scale w ranges from -6.5 to 6.5 and is increased in steps of 1.