

# A Universal Difference-in-Differences Approach for Causal Inference

Chan Park and Eric J. Tchetgen Tchetgen

Department of Statistics and Data Science, University of Pennsylvania

## Abstract

Difference-in-differences (DiD) is a popular method to evaluate treatment effects of real-world policy interventions. Several approaches have previously developed under alternative identifying assumptions in settings where pre- and post-treatment outcome measurements are available. However, these approaches suffer from several limitations, either (i) they only apply to continuous outcomes and the average treatment effect on the treated, or (ii) they depend on the scale of outcome, or (iii) they assume the absence of unmeasured confounding given pre-treatment covariate and outcome measurements, or (iv) they lack semiparametric efficiency theory. In this paper, we develop a new framework for causal identification and inference in DiD settings that satisfies (i)-(iv), making it universally applicable, unlike existing DiD methods. Key to our framework is an odds ratio equi-confounding (OREC) assumption, which states that the generalized odds ratio relating treatment and treatment-free potential outcome is stable across pre- and post-treatment periods. Under the OREC assumption, we establish nonparametric identification for any potential treatment effect on the treated in view, which in principle would be identifiable under the stronger assumption of no unmeasured confounding. Moreover, we develop a consistent, asymptotically linear, and semiparametric efficient estimator of treatment effects on the treated by leveraging recent learning theory. We illustrate our framework with extensive simulation studies and two well-established real-world applications in labor economics and traffic safety evaluation.

*Keywords:* Average treatment effect on the treated, Generalized odds ratio, Minimax estimation, Mixed-bias property, Quantile treatment effect on the treated

## 1 Introduction

Difference-in-differences (DiD) is one of the most widely used methods for assessing the causal impact of hypothetical policy interventions. Standard DiD considers a setting with two time periods and pre- and post-treatment outcome measurements. In the canonical DiD setting, observed data can be divided into four groups based on time and treatment status (i.e., treated/control groups at pre- and post-treatment time periods), and outcomes in these four groups are used in a specific manner to identify the additive average treatment effect on the treated group (ATT) in the follow-up period, under certain conditions. Specifically, the so-called parallel trends (PT) assumption is a key justification for DiD identification of the ATT; PT states that, on average, the change in the treatment-free potential outcome in the treated group over time is equal to that in the control

group. Under the PT assumption, the ATT is identified simply by comparing the average change in the outcomes in the treated group over time to that in the control group. In many cases, the treated and untreated groups may, in fact, have different pre-treatment covariate values that could lead to differences in potential outcome changes over time. Such confounding of the treatment effect on outcome trends poses an important threat to the plausibility of the PT assumption in practice, as it may invalidate the latter. In fact, in light of this concern, recent works (e.g., [Heckman et al. \(1997\)](#); [Abadie \(2005\)](#); [Sant’Anna and Zhao \(2020\)](#)) have considered a PT assumption conditional on observed covariates, referred to as conditional PT; see Section 3 of [Lechner \(2011\)](#) and Section 4 of [Roth et al. \(2023\)](#) for comprehensive reviews. In what follows, we do not distinguish between marginal and conditional PT assumptions unless otherwise stated.

On the other hand, there has been a fast-growing literature on identifying and estimating the treatment effect in DiD settings under assumptions sufficient to characterize the counterfactual outcome in the post-treatment time period. Notably, [Athey and Imbens \(2006\)](#) considered an alternative identifying assumption whereby the treatment-free potential outcomes are possibly nonlinear, monotone transformations of an unobserved confounder. [Bonhomme and Sauder \(2011\)](#) assumed that the log characteristic functions satisfy the PT condition under an additive outcome model. [Callaway et al. \(2018\)](#) and [Callaway and Li \(2019\)](#) introduced a copula stability assumption, which imposes that the dependence structure of the pre-treatment outcome and the change in the treatment-free potential outcomes over time is the same for both treated and untreated groups. Lastly, [Ding and Li \(2019\)](#) adopted a more standard sequential ignorability condition to the canonical DiD settings as an identifying assumption, which effectively rules out the presence of unmeasured confounding given the observed pre-treatment outcome measurement; see Section 2.2 for the details on these approaches.

Despite rich literature developed under the PT assumptions and related identifying assumptions, none of the aforementioned approaches is a panacea for the DiD problems as either (i) they only apply to continuous outcomes and the additive average treatment effect on the treated, or (ii) they fail to be scale-invariant, i.e., the identifying assumption does not depend on how the outcome is transformed, or (iii) they assume the absence of unmeasured confounders, or (iv) they lack semiparametric efficiency theory; see Section 3.2 for details. As a result, in order to potentially obtain more efficient and robust policy evaluations, the development of methodologies that are not subject to these limitations remains a research priority across disciplines such as econometrics and other social sciences, as well as statistics, biostatistics, and related population health sciences.

In an effort to account for the nature of the outcome in the DiD analysis, a simple nonlinear DiD approach has been used in many fields ([Karaca-Mandic et al., 2012](#); [Puhani, 2012](#); [Boone et al., 2015](#); [Limwattananon et al., 2015](#); [Mongin et al., 2017](#); [Taddeo et al., 2022](#); [Wooldridge, 2022](#); [Kim et al., 2023](#)). The essence of this approach relies on the so-called nonlinear PT assumption, wherein the PT assumption is satisfied upon imposing a user-specified transformation relating the treatment and outcome variables. The transformation is determined by a monotonic link function that is compatible with the type of outcome; see equation (NPT) and related discussion. In cases

where the outcome distribution belongs to the linear exponential family with canonical link, the nonlinear PT assumption can be viewed as a relationship between the densities of the pre- and post-treatment treatment-free potential outcomes. Specifically, it reduces to a condition in which the generalized odds ratio function (Chen, 2007; Tchetgen Tchetgen et al., 2010) relating the treatment-free potential outcome and treatment is constant across time periods. Because, as we argue, the generalized odds ratio directly encodes the degree of confounding, the previous condition implies that the confounding bias in a generalized odds ratio scale is equal in the pre- and post-treatment time periods. Therefore, we aptly refer to the condition as the *odds ratio equi-confounding* (OREC); see Condition (A5) and related discussions for details. Despite being motivated by the linear exponential family, the OREC condition can be generalized to either discrete, continuous, or mixed-type outcomes without necessarily a priori imposing the assumption that they belong to the exponential family. Additionally, we establish that OREC can be used quite broadly to de-bias arbitrary causal effects on the treated.

This paper aims to develop a novel approach for identifying and estimating treatment effects in the canonical DiD settings under the OREC assumption. Our proposed approach has special merit in that, to the best of our knowledge, it is the only existing method that satisfies the following key properties: (i) it applies to the causal effects on the treated on any effect measure scale of potential interest (e.g., ATT, quantile effects on the treated); (ii) it applies to any outcome type including continuous outcomes, binary outcomes, count outcomes, or a mixture of these; (iii) the OREC assumption is scale-invariant, i.e., it does not depend on how the outcome is transformed; (iv) it allows for the presence of an unmeasured confounder of the association between treatment and treatment-free potential outcome, and (v) we provide a complete semiparametric efficiency theory for estimation and inference. Throughout the paper, we refer to an estimation method for causal inference in DiD settings satisfying properties (i)-(v) as *Universal DiD*. As our approach achieves all of these criteria, it can be viewed as a universal DiD framework for estimating treatment effects in DiD settings.

This paper is organized as follows. In Section 2, we define notation and summarize approaches in the DiD settings. In Section 3, we introduce the OREC assumption along with its comparison to the identifying assumptions in the DiD literature and provide key properties of our approach. In Section 4, we establish nonparametric identification of the ATT under the OREC assumption. In Section 5, we characterize the efficient influence function and, therefore, the semiparametric efficiency bound for the ATT in a nonparametric model for the observed data distribution denoted by  $\mathcal{M}_{\text{OREC}}$ ; see Theorem 5.1 for details. Next, using the efficient influence function as an estimating equation, we construct an estimator of the ATT, which is consistent, asymptotically normal, and semiparametric efficient under  $\mathcal{M}_{\text{OREC}}$  and certain regularity conditions; see Theorem 5.2 for details. Lastly, we perform extensive simulation studies investigating the finite-sample performance of the proposed method in Section 6, and we illustrate our approach with two separate empirical applications in Section 7, one of which evaluates the causal effect of minimum wage on teen employment, and another which considers the causal effect of installing rumble strips on traffic crash incidence. We

end the paper by providing some concluding remarks in Section 8. Additional discussions and all formal proofs of the results are relegated to the Supplementary Material.

## 2 Setup and Review

### 2.1 Setup

Let  $N$  denote the number of observed units, indexed by subscript  $i = 1, \dots, N$ , which we suppress in the notation unless necessary. For each unit, we observe independent and identically distributed (i.i.d.) variables  $\mathbf{O} = (Y_0, Y_1, A, \mathbf{X})$  where  $Y_0$  and  $Y_1$  are the outcomes at time 0 and 1, respectively,  $A \in \{0, 1\}$  is the indicator of whether a unit is treated between time 0 and 1, and  $\mathbf{X} \in \mathcal{X} \subseteq \mathbb{R}^d$  are observed  $d$ -dimensional covariates. Let  $Y_t^{(a)}$  be the potential outcome, which one would have observed had, possibly contrary to the fact, the treatment been set to  $A = a$  at time 0 and 1. In this paper, we focus on the ATT  $\tau^* = \mathbb{E}\{Y_1^{(1)} - Y_1^{(0)} \mid A = 1\} = \tau_1^* - \tau_0^*$  where  $\tau_a^* = \mathbb{E}\{Y_1^{(a)} \mid A = 1\}$ . In Section A.16 of the Supplementary Material, we extend the methods to establish inference for more general estimands, including the quantile treatment effect on the treated (QTT). To describe our identification strategy for  $\tau^*$ , we require notation used throughout for conditional densities and their ratios. Let  $f_t^*(y \mid a, \mathbf{x})$ ,  $f_t^*(y, \mathbf{x} \mid a)$ , and  $f_t^*(y, a, \mathbf{x})$  be the (conditional) density functions of  $Y_t^{(0)} \mid (A = a, \mathbf{X} = \mathbf{x})$ ,  $(Y_t^{(0)}, \mathbf{X}) \mid (A = a)$ , and  $(Y_t^{(0)}, A, \mathbf{X})$ , respectively. Let  $e_t^*(a \mid y, \mathbf{x})$  be the conditional density functions of  $A \mid (Y_t^{(0)} = y, \mathbf{X} = \mathbf{x})$ ; hereafter,  $e_t^*(a \mid y, \mathbf{x})$  is referred to as the extended propensity score. Let  $\mathcal{S}_t(a)$  be the support of the law of  $(Y_t^{(0)}, A = a, \mathbf{X})$ , i.e.,  $\mathcal{S}_t(a) = \{(y, \mathbf{x}) \mid f_t^*(y, a, \mathbf{x}) \in (0, \infty)\}$ . Let  $y_R$  be a reference value for the outcome satisfying  $(y_R, \mathbf{x}) \in \mathcal{S}_1(1)$ . For instance,  $y_R$  can be chosen as 0 for a binary outcome, and it can be chosen as 0.5 for a continuous outcome varying between  $[0, 1]$ . Of note, the choice of  $y_R$  does not affect the established results below. For  $t = 0, 1$ , let  $\beta_t^*(\mathbf{x})$  denote the baseline odds function of  $A$  given  $(Y_t^{(0)} = y_R, \mathbf{X} = \mathbf{x})$ , and let  $\alpha_t^*(y, \mathbf{x})$  denote the generalized odds ratio function (Chen, 2007; Tchetgen Tchetgen et al., 2010) relating  $Y_t^{(0)}$  and  $A$  given  $\mathbf{X} = \mathbf{x}$ , i.e.,

$$\begin{aligned} \beta_t^*(\mathbf{x}) &= \frac{e_t^*(1 \mid y_R, \mathbf{x})}{e_t^*(0 \mid y_R, \mathbf{x})}, \\ \alpha_t^*(y, \mathbf{x}) &= \frac{f_t^*(y \mid 1, \mathbf{x}) f_t^*(y_R \mid 0, \mathbf{x})}{f_t^*(y \mid 0, \mathbf{x}) f_t^*(y_R \mid 1, \mathbf{x})} = \frac{e_t^*(1 \mid y, \mathbf{x}) e_t^*(0 \mid y_R, \mathbf{x})}{e_t^*(0 \mid y, \mathbf{x}) e_t^*(1 \mid y_R, \mathbf{x})}. \end{aligned} \quad (1)$$

By definition,  $\alpha_t^*(y, \mathbf{x}) > 0$  for  $(y, \mathbf{x}) \in \mathcal{S}_t(1)$ ,  $\alpha_t^*(y, \mathbf{x}) = 0$  for  $(y, \mathbf{x}) \in \mathcal{S}_t(0) \cap \mathcal{S}_t(1)^c$ , and  $\alpha_t^*(y_R, \mathbf{x}) = 1$  for all  $\mathbf{x}$ . We define  $\alpha_t^*(y, \mathbf{x}) = 0$  if its numerator and denominator are zero. For a fixed, integrable function  $\mathcal{G}$ , let  $\mu^*(\mathbf{x}) = \mathbb{E}\{\mathcal{G}(Y_1^{(0)}) \mid A = 1, \mathbf{X} = \mathbf{x}\}$ . Thus, we have  $\tau_0^* = \mathbb{E}\{\mu^*(\mathbf{X}) \mid A = 1\}$  where  $\mathcal{G}$  is the identity function.

Lastly, let  $\text{logit}(v) = \log\{v/(1-v)\}$  and  $\text{expit}(v) = 1/\{1+\exp(-v)\}$ . Let  $\mathbb{P}_{\mathcal{I}}(V) = |\mathcal{I}|^{-1} \sum_{i \in \mathcal{I}} V_i$  be the empirical mean of  $V$  over a set  $\mathcal{I} \subseteq \{1, \dots, N\}$ . We denote  $\mathbb{P} = \mathbb{P}_{\mathcal{I}}$  when  $\mathcal{I} = \{1, \dots, N\}$ , i.e., the entire sample. For a sequence of random variables  $\{V_N\}$ , let  $V_N = O_P(r_N)$  indicate that  $V_N/r_N$  is stochastically bounded, and let  $V_N = o_P(r_N)$  indicate that  $V_N/r_N$  converges to zero in

probability as  $N \rightarrow \infty$ . Let  $V_N \xrightarrow{D} W$  mean that  $V_N$  weakly converges to a random variable  $W$  as  $N \rightarrow \infty$ . Lastly, let  $V \mid Z \stackrel{D}{=} W \mid Z$  mean that  $V$  and  $W$  are identically distributed conditioning on  $Z$ .

## 2.2 Review of Approaches in Difference-in-Differences Settings

We start with reviewing works in the DiD settings. Consider the following assumptions which are commonly made in DiD literature:

(A1) (*Consistency*) For  $t = 0, 1$ , we have  $Y_t = Y_t^{(A)}$  almost surely.

(A2) (*No Anticipation*)  $Y_0^{(0)} = Y_0^{(1)}$  almost surely.

Assumption (A1) states that the observed outcome matches the potential outcome corresponding to the observed treatment. Assumption (A2) states that the treatment does not causally impact the outcome before it is implemented. Note that, under Assumptions (A1) and (A2), we have  $Y_0 = Y_0^{(0)}$  almost surely for all units regardless of their treatment status.

Under Assumption (A1), the first term of the ATT is identified as  $\tau_1^* = \mathbb{E}(AY_1) / \Pr(A = 1)$ , and the empirical mean of  $Y_1$  among  $A = 1$  is a consistent (and in fact also unbiased) and asymptotically normal estimator of  $\tau_1^*$ . Therefore, to identify the ATT, it suffices to identify the second term of the ATT,  $\tau_0^*$ , in terms of the observed data. To this end, it is typical in DiD literature (Heckman et al., 1997; Abadie, 2005; Sant’Anna and Zhao, 2020; Callaway and Sant’Anna, 2021) to invoke a (conditional) parallel trends (PT) assumption, i.e.,

$$\mathbb{E}\{Y_1^{(0)} - Y_0^{(0)} \mid A = 1, \mathbf{X}\} = \mathbb{E}\{Y_1^{(0)} - Y_0^{(0)} \mid A = 0, \mathbf{X}\} \text{ almost surely .} \quad (\text{PT})$$

The PT assumption states that the time trends of the treatment-free potential outcomes (i.e.,  $Y_1^{(0)} - Y_0^{(0)}$ ) are, on average, identical in both treated and untreated groups conditional on observed covariates. Under Assumptions (A1), (A2) and (PT), it is straightforward to show that  $\tau_0^* = \mathbb{E}\{\mathbb{E}(Y_1 \mid A = 0, \mathbf{X}) - \mathbb{E}(Y_0 \mid A = 0, \mathbf{X}) + \mathbb{E}(Y_0 \mid A = 1, \mathbf{X}) \mid A = 1\}$ .

It is well-known that the PT assumption can be understood as a condition related to the degree of confounding bias for the additive association between  $A$  and  $Y_1^{(0)}$ . To see this, we rearrange (PT) as  $\mathbb{E}\{Y_0^{(0)} \mid A = 1, \mathbf{X}\} - \mathbb{E}\{Y_0^{(0)} \mid A = 0, \mathbf{X}\} = \mathbb{E}\{Y_1^{(0)} \mid A = 1, \mathbf{X}\} - \mathbb{E}\{Y_1^{(0)} \mid A = 0, \mathbf{X}\}$ . The right hand side would be zero if there were no confounding bias given  $\mathbf{X}$ ; therefore, non-null values of the latter reflect the magnitude of confounding bias on the additive scale, which cannot directly be observed. The equality states that the post-treatment additive confounding bias can be identified by the pre-treatment additive confounding bias. That is, the PT assumption is equivalent to the so-called bias stability condition (Heckman et al., 1997; Lechner, 2011), which is also referred to as the additive equi-confounding assumption (Sofer et al., 2016) whereby the degree of confounding is assessed on the additive scale, i.e., the difference of counterfactual conditional means across observed treatment values. The latter work also generalized the stability condition to quantile equi-confounding, thereby accommodating nonlinear models. Therefore, under the bias

stability condition, one would conclude no unmeasured confounding for the additive ATT if the left hand side were empirically found to be null.

Despite its simplicity, as mentioned in the introduction, the PT assumption may be incompatible with natural constraints of the outcome. To illustrate, ignoring covariates, consider a binary outcome setting where the conditional distributions of  $Y_t^{(0)}$  given  $A$  are  $Y_0^{(0)} | A \sim \text{Ber}(0.2 + 0.6A)$  and  $Y_1^{(0)} | A \sim \text{Ber}(0.6 + 0.36A)$ , respectively. Under the PT assumption (PT), the conditional mean  $\mathbb{E}\{Y_1^{(0)} | A = 1\}$  is evaluated as 1.2. Of course, not only does it differ from the true value of 0.96, but it also falls beyond its natural unit interval range. Therefore, the PT assumption is violated in this context, illustrating that the PT assumption may not be plausible for certain DiD problems, especially when the outcome has restrictions on its range. Another major limitation of the PT assumption is that it does not naturally extend to nonlinear treatment effects, such as the QTT.

To account for the nature of the outcome, Puhani (2012) and Wooldridge (2022) considered the so-called nonlinear PT assumption. The nonlinear PT assumption states that the transformed conditional expectations of potential outcomes satisfy PT where the transformation is given in terms of a monotonic link function  $\mathcal{L}$ , i.e.,

$$\begin{aligned} & \mathcal{L}(\mathbb{E}\{Y_1^{(0)} | A = 1, \mathbf{X}\}) - \mathcal{L}(\mathbb{E}\{Y_0^{(0)} | A = 1, \mathbf{X}\}) \\ &= \mathcal{L}(\mathbb{E}\{Y_1^{(0)} | A = 0, \mathbf{X}\}) - \mathcal{L}(\mathbb{E}\{Y_0^{(0)} | A = 0, \mathbf{X}\}) \text{ almost surely .} \end{aligned} \tag{NPT}$$

The PT assumption is a special case of (NPT) where the link function is the identity function. The link function is chosen to be compatible with the nature of the outcome. For example, when the outcome is binary, a common choice for the link function is the logit or probit functions; for a count outcome, the log function would be a good choice. Using (NPT) as an identifying assumption, one can infer the treatment effect by adopting the methodologies developed under the PT assumption. This approach has gained popularity, especially for binary and count outcomes across a variety of fields such as statistics (Taddeo et al., 2022), epidemiology (Mongin et al., 2017), accounting (Boone et al., 2015), medicine (Kim et al., 2023), health policy (Karaca-Mandic et al., 2012), and economics (Puhani, 2012; Limwattananon et al., 2015; Wooldridge, 2022).

Others explored alternative assumptions for identifying treatment effects in nonlinear DiD settings. A seminal paper by Athey and Imbens (2006) introduced the changes-in-changes (CiC) model, which posits that

$$(\text{CiC1}) : Y_t^{(0)} = h_t(U) \text{ for } t = 0, 1, \quad (\text{CiC2}) : U | (A, t = 0) \stackrel{D}{=} U | (A, t = 1) .$$

Here,  $U$  is a continuously distributed unobserved variable, and  $h_t$  is a transformation at time  $t = 0, 1$ . The transformation  $h_t$  is assumed to be strictly monotone for a continuous outcome, whereas it is assumed to be nondecreasing for a discrete outcome. Then, for a continuous outcome, the counterfactual distribution of  $Y_t^{(0)} | (A = 1, t = 1)$  is nonparametrically identified from the observed data. For point identification of the counterfactual distribution of a discrete outcome, the

CiC framework invokes additional conditional independence assumptions, namely  $U \perp\!\!\!\perp A \mid (Y_t, t)$  for  $t = 0, 1$  or  $Y_t^{(0)} = h_t(U, \mathbf{X})$  with continuous covariates  $\mathbf{X}$  satisfying  $U \perp\!\!\!\perp \mathbf{X} \mid A$ . Bonhomme and Sauder (2011) considered a case where the outcome is continuous and is generated from an additive model and the log characteristic functions of  $Y_t^{(0)} \mid A$  satisfy the PT condition. Therefore, the characteristic function of  $Y_t^{(0)} \mid (A = 1)$  is identified based on the PT condition on the log scale, and therefore the distribution of  $Y_t^{(0)} \mid (A = 1)$  is identified leveraging the one-to-one relationship between a characteristic function and a distribution. Leveraging the continuous nature of the outcome, Fan and Yu (2012) focused on the change in the treatment-free potential outcomes over time and assumed the change is identically distributed in both treated and untreated groups; this assumption is referred to as a distributional difference-in-differences assumption by others (Callaway et al., 2018; Callaway and Li, 2019). Unfortunately, the distributional difference-in-differences assumption is insufficient for identifying the counterfactual distribution of  $Y_t^{(0)} \mid (A = 1)$ . To identify the counterfactual distribution of  $Y_t^{(0)} \mid (A = 1)$ , Callaway et al. (2018) and Callaway and Li (2019) further introduced a copula stability assumption, which is expressed as  $C_{Y_0^{(0)}, Y_1^{(0)} - Y_0^{(0)} \mid A=0} = C_{Y_0^{(0)}, Y_1^{(0)} - Y_0^{(0)} \mid A=1}$  in the canonical DiD setting; here,  $C_{V,W \mid Z}$  is the conditional copula function of random variables  $V$  and  $W$  given  $Z$ . Therefore, the copula stability assumption implies the dependence structure of the pre-treatment outcome and the change in the treatment-free potential outcomes over time is the same for both treated and untreated groups. Lastly, Ding and Li (2019) used the sequential ignorability condition (see Hernán and Robins (2020) for a textbook definition) to the canonical DiD settings as an identifying assumption which states that there is no unmeasured confounder of the association between the post-treatment treatment-free outcome and the treatment other than pre-treatment outcome and covariates, i.e.,  $Y_t^{(0)} \perp\!\!\!\perp A \mid (Y_0, \mathbf{X})$ .

### 3 Odds Ratio Equi-confounding Assumption and Key Properties of Our Approach

#### 3.1 OREC Assumption

To motivate the key assumption for our approach, we revisit the nonlinear PT (NPT) in which the outcome is binary and the logit link function is used. Then, (NPT) is equivalent to impose the following model for the outcome at time  $t = 0, 1$ :

$$\text{logit}(\mathbb{E}\{Y_t^{(0)} \mid A = a, \mathbf{X} = \mathbf{x}\}) = b_0(\mathbf{x}) + A \cdot b_1(\mathbf{x}) + t \cdot b_2(\mathbf{x}),$$

where  $b_0$ ,  $b_1$ , and  $b_2$  are functions of covariates. This implies that the pre- and post-treatment time odds ratios relating  $Y_t^{(0)}$  and  $A$  conditioning on  $\mathbf{X} = \mathbf{x}$  are equal to  $\exp\{b_1(\mathbf{x})\}$ . This result can be generalized to the cases where the outcome follows a distribution in the linear exponential family with canonical link; see Section 3.2 for examples under Gaussian, Bernoulli, and Poisson distributions, and Section A.3 of the Supplementary Material for examples under geometric, (negative) binomial, Exponential, and Gamma distributions. Under this setup, the nonlinear PT reduces



to  $\alpha_0^*(y, \mathbf{x}) = \alpha_1^*(y, \mathbf{x})$ , i.e., the generalized odds ratio function (Chen, 2007; Tchetgen Tchetgen et al., 2010) relating  $A$  and  $Y_t^{(0)}$  is the same across time periods. The generalized odds ratio can be viewed as a scale for measuring the degree of confounding bias for the association between  $A$  and  $Y_t^{(0)}$ . In particular, if the generalized odds ratio is equal to 1 for all  $(y, \mathbf{x})$ , it implies that there is no association between  $A$  and  $Y_t^{(0)}$  conditional on  $\mathbf{X} = \mathbf{x}$ , i.e., no confounding bias given  $\mathbf{X} = \mathbf{x}$ . Therefore, condition  $\alpha_0^* = \alpha_1^*$  implies that the confounding bias in a generalized odds ratio scale is stable over times  $t = 0$  and  $t = 1$ . Therefore, we aptly refer to the condition as the *odds ratio equi-confounding* (OREC) assumption. The OREC condition can incorporate discrete, continuous, or even mixed-type outcomes, and it does not require that the outcome distribution belongs to the exponential family. Therefore, it can be used broadly to de-bias arbitrary causal effects on the treated.

In the rest of this Section, we provide technical details on formalizing the OREC assumption. To proceed, we first require the following overlap conditions:

(A3) (*Post-treatment Overlap*)  $\mathcal{S}_1(1) \subseteq \mathcal{S}_1(0)$ , i.e., the support of  $(Y_1^{(0)}, A = 1, \mathbf{X})$  is included in that of  $(Y_1^{(0)}, A = 0, \mathbf{X})$ .

Assumption (A3) means that the probability law of  $(Y_1^{(0)}, A = 1, \mathbf{X})$  is dominated by that of  $(Y_1^{(0)}, A = 0, \mathbf{X})$ , and the condition is required to ensure that the odds ratio at time 1 does not involve division by zero. Under the condition, any realized value of  $Y_1^{(0)}$  under  $A = 1$  is also realizable under  $A = 0$ , and it is a necessary condition for identifying the distribution of the counterfactual outcomes using the observed data. We remark that the condition is not testable because  $\mathcal{S}_1(1)$  is counterfactual.

Even though the odds ratio at time 1,  $\alpha_1^*$ , is well-defined under Assumptions (A1)-(A3), we cannot necessarily relate it to the odds ratio at time 0,  $\alpha_0^*$ , because  $\alpha_0^*$  may not be well-defined. Hence, we impose the following cross-time overlap conditions to relate  $\alpha_1^*$  to  $\alpha_0^*$ :

(A4) (*Cross-time Overlap*) For  $a = 0, 1$ ,  $\mathcal{S}_1(a) \subseteq \mathcal{S}_0(a)$ , i.e., the support of  $(Y_1^{(0)}, A = a, \mathbf{X})$  is included in that of  $(Y_0, A = a, \mathbf{X})$ .

The cross-time overlap for  $a = 0$  implies that the denominator of  $\alpha_0^*(y, \mathbf{x})$  is positive if that of  $\alpha_1^*(y, \mathbf{x})$  is positive, and it guarantees that  $\alpha_0^*(y, \mathbf{x})$  is well-defined (i.e., avoid division by zero) if  $\alpha_1^*(y, \mathbf{x})$  is well-defined. Similarly, the cross-time overlap for  $a = 1$  implies that the numerator of  $\alpha_0^*(y, \mathbf{x})$  is positive if that of  $\alpha_1^*(y, \mathbf{x})$  is positive, and it is required to avoid a case where  $\alpha_1^*(y, \mathbf{x})$  is positive while  $\alpha_0^*(y, \mathbf{x})$  is zero. We note that  $\mathcal{S}_1(0) \subseteq \mathcal{S}_0(0)$  is testable from the observed data whereas  $\mathcal{S}_1(1) \subseteq \mathcal{S}_0(1)$  is untestable because  $\mathcal{S}_1(1)$  is counterfactual. However, combining Assumptions (A3) and (A4),  $\mathcal{S}_0(1) \cap \mathcal{S}_1(0)$  must be non-empty as it contains  $\mathcal{S}_1(1)$ . Therefore, one can empirically verify whether  $\mathcal{S}_0(1) \cap \mathcal{S}_1(0)$  is non-empty, ensuring that Assumptions (A3) and (A4) are not falsified. In Section A.1 of the Supplementary Material, we provide a visual illustration of conditions (A3) and (A4) as well as comparisons to related conditions in the CiC model (Athey and Imbens, 2006).



We remark that Assumptions (A3) and (A4) imply a weak overlap condition, i.e., the density  $f_t^*(y, a, \mathbf{x})$  can take arbitrarily small values over its support. While this condition is sufficient to establish identification results in Section 4, it is not sufficient to construct regular, asymptotically linear estimators. Therefore, we will introduce an assumption to impose strong overlap later, which plays a crucial role in characterizing the asymptotic properties of the proposed estimators; see Assumption (A6) for details.

Under Assumptions (A1)-(A4), generalized odds ratio functions  $\alpha_0^*(y, \mathbf{x})$  and  $\alpha_1^*(y, \mathbf{x})$  are well-defined over  $\mathcal{S}_1(0)$ , and can be used as a yardstick for measuring the degree of confounding. Thus, we may introduce the OREC assumption:

(A5) (*Odds Ratio Equi-confounding*)  $\alpha_0^*(y, \mathbf{x}) = \alpha_1^*(y, \mathbf{x})$  for all  $(y, \mathbf{x}) \in \mathcal{S}_1(0)$ , i.e., the odds ratio confounding bias functions at time 0 and 1 are identical over  $\mathcal{S}_1(0)$ .

Under the OREC assumption, the degree of confounding bias for the causal effect of interest measured on the odds ratio scale can be identified by the corresponding odds ratio association between  $A$  and  $Y_0$ . We remark that, for  $(y, \mathbf{x}) \in \mathcal{S}_1(0)$ ,  $\alpha_1^*(y, \mathbf{x}) > 0$  if and only if  $(y, \mathbf{x}) \in \mathcal{S}_1(1)$  and  $\alpha_0^*(y, \mathbf{x}) > 0$  if and only if  $(y, \mathbf{x}) \in \mathcal{S}_0(1) \cap \mathcal{S}_1(0)$ . Therefore, the OREC assumption also makes  $\mathcal{S}_1(1)$  identified from the observed data as  $\mathcal{S}_1(1) = \mathcal{S}_0(1) \cap \mathcal{S}_1(0)$ . Additionally, if Assumptions (A1)-(A4) are satisfied, the OREC assumption is not testable because it does not place any additional restriction on the observed data distribution. To simplify the discussion hereafter, we focus on the case where all four supports are identical, denoted as  $\mathcal{S}$ , but this simplification is not crucial for our results.

The OREC assumption is readily expressed in terms of counterfactual outcomes without the need to refer specifically to a latent factor, denoted by  $U$ , that confounds the association between  $A$  and  $Y_1^{(0)}$ . Nonetheless, as recommended by a reviewer, describing possible underlying confounding mechanisms compatible with OREC is a valuable exercise which we now undertake. As motivation for OREC with a binary outcome, we may consider the following binary logit discrete choice model, a standard model in the econometrics literature for which Daniel L. McFadden was awarded the 2000 Nobel Prize in Economics (McFadden, 1973; Train, 2009). More specifically, let  $V_{tj}$  ( $t, j = 0, 1$ ) be the utility of alternative  $j$  at time  $t$ , which is modeled as  $V_{tj} = b_{tj}(\mathbf{X}) + U_{tj}$ . Here,  $b_{tj}(\mathbf{X})$  is the observed component of alternative  $j$ 's utility at time  $t$  that depends on covariates, and  $U_{tj}$  is the unobserved component of alternative  $j$ 's utility at time  $t$ . Suppose that  $U_{tj}$  is generated as  $U_{tj} \sim \text{EV}(\nu_j(A, \mathbf{X}), 1)$  where  $\text{EV}(\mu, \sigma)$  is the type I extreme value distribution with the location parameter  $\mu$  and the scale parameter  $\sigma$  (also referred to as the Gumbel distribution). Furthermore, we assume that  $U_{t0} \perp\!\!\!\perp U_{t1}$ , i.e., the unobserved components of the two alternatives' utility are independent, but assume that  $U_{0j}$  and  $U_{1j}$  can be arbitrarily correlated. Let  $Y_t^{(0)}$  be the indicator of choosing alternative 1, i.e.,  $Y_t^{(0)} = \mathbb{1}(V_{t1} > V_{t0})$ . Then, we have that  $Y_t^{(0)} | (A, \mathbf{X}) \sim \text{Ber}(\text{expit}\{b_{t1}(\mathbf{X}) - b_{t0}(\mathbf{X}) + \nu_1(A, \mathbf{X}) - \nu_0(A, \mathbf{X})\})$ , thus satisfying OREC. Note that the distributions of  $U_{tj}$  are allowed to differ across the treated groups, demonstrating that the OREC assumption can easily incorporate so-called "selection on unobservables."

It is instructive to consider a data generating mechanism for OREC and can be formulated in a manner analogous to the CiC model. For simplicity, we suppress observed covariates.

**Lemma 3.1.** *Suppose that Assumptions (A1)-(A4) are satisfied and that there exists a latent variable  $U$  satisfying*

$$\begin{aligned} (L1): & Y_t^{(0)} \perp\!\!\!\perp A \mid U, \quad t = 0, 1, \\ (L2): & U \mid (A = 0, Y_t = y, t = 0) \stackrel{D}{=} U \mid (A = 0, Y_t = y, t = 1), \quad \forall y. \end{aligned}$$

*Then, the OREC condition (A5) is satisfied.*

The proof of the Lemma, as well as all other proofs, are provided in Section B of the Supplementary Material. Condition (L1) is a form of latent ignorability condition which states that the ignorability condition is satisfied conditional on a latent variable  $U$ . Condition (L2) states that the conditional distribution of  $U$  among control units given the observed outcome is stable over times  $t = 0$  and  $t = 1$ . These conditions are similar in spirit to those of the continuous outcome CiC model (Athey and Imbens, 2006). Specifically, (CiC1) implies that, conditional on  $U$ , potential outcomes are degenerated as  $Y_t^{(0)} = h_t(U)$ , indicating that (L1) is satisfied. Conditions (L2) and (CiC2) are similar in spirit but present notable differences. First, (L2) is only related to untreated units, whereas (CiC2) is related to both treated and untreated units. Second, unlike (CiC2), (L2) requires the observed outcome in the conditioning argument. Therefore, (CiC2) can be considered a marginal counterpart of (L2) that incorporates both the treated and control units. Of note, (CiC2) and (L2) are not nested, similar to the non-nested relationship between marginal and conditional PT conditions. Similar to the continuous CiC model, Lemma 3.1 allows for selection on unobservables because the conditional distributions of  $U$  among treated and control units can be different. Nonetheless, Lemma 3.1 applies to any outcome type, as opposed to the CiC model implied by (CiC1) and (CiC2) which is only compatible with continuous outcomes. In Section A.3 of the Supplementary Material, we provide additional data generating processes that are compatible with OREC under various outcome types.

## 3.2 Comparison between OREC and Other Identifying Assumptions

### 3.2.1 Comparison between OREC and PT

We begin by comparing the PT and OREC assumptions. At a higher level, the PT and OREC assumptions play a common purpose, which is to establish a relationship between the unobserved treatment-free potential outcome at time 1 (i.e.,  $Y_1^{(0)} \mid (A = 1)$ ) and the observed treatment-free potential outcomes (i.e.,  $Y_0^{(0)}$  and  $Y_1^{(0)} \mid (A = 0)$ ). Additionally, neither PT nor OREC assumption is generally empirically testable with the key exception being when the outcome is a priori known to satisfy certain support conditions that may conflict with the PT or OREC assumption in the observed sample, therefore refuting the assumption. Specifically, if the counterfactual mean  $\mathbb{E}\{Y_1^{(0)} \mid A = 1, \mathbf{X}\}$  implied by the PT assumption is guaranteed to fall within the support of the

outcomes for all laws in the specified model, the PT assumption cannot be falsified. Likewise, if  $\mathcal{S}_1(0) \subseteq \mathcal{S}_0(0)$  and  $\mathcal{S}_0(1) \cap \mathcal{S}_1(0)$  is not empty, as implied by conditions (A3) and (A4), for all laws in the specified model, the OREC assumption cannot be falsified.

The two assumptions also have notable differences. First, the OREC assumption is sufficient to characterize the counterfactual distribution of  $Y_1^{(0)} \mid (A = 1)$ . Therefore, under OREC, investigators can infer any causal effects on the treated, such as the counterfactual mean of a transformed outcome (i.e.,  $\mathbb{E}\{\mathcal{G}(Y_t^{(0)}) \mid A = 1\}$  where  $\mathcal{G}$  is an integrable function) and the counterfactual median (i.e.,  $\text{median}\{Y_t^{(0)} \mid A = 1\}$ ). On the other hand, the PT assumption is insufficient to characterize the counterfactual distribution of  $Y_1^{(0)} \mid (A = 1)$  because it is only related to the counterfactual mean of the original outcome. Therefore, PT cannot identify general causal estimands, including the transformed outcome's counterfactual mean and the counterfactual median. Second, the OREC assumption has the scale-invariance property. More concretely, let  $\tilde{Y}_t^{(0)}$  be a monotone transformation of the original outcome  $Y_t^{(0)}$ . Then, OREC with respect to  $\tilde{Y}_t^{(0)}$  implies OREC with respect to  $Y_t^{(0)}$ , and vice versa. However, the PT assumption is scale-dependent in that PT with respect to  $\tilde{Y}_t^{(0)}$  does not imply PT with respect to  $Y_t^{(0)}$ , and vice versa, unless the transformation is linear.

It is interesting to study the relationship between the PT and OREC assumptions. In general, PT and OREC assumptions do not imply each other, i.e., they are not nested. Therefore, the OREC assumption can be satisfied even though the PT assumption is violated, and vice versa. For instance, let us consider a case where potential outcomes are normally distributed as  $Y_t^{(0)} \mid (A, \mathbf{X}) \sim N(\mu_t(A, \mathbf{X}), \sigma_t^2(\mathbf{X}))$ . From straightforward algebra, we establish that PT and OREC are equivalent to the following conditions, respectively:

$$\begin{aligned} \text{PT} & \Leftrightarrow \mu_1(1, \mathbf{x}) - \mu_1(0, \mathbf{x}) = \mu_0(1, \mathbf{x}) - \mu_0(0, \mathbf{x}) , \\ \text{OREC} & \Leftrightarrow \sigma_1^{-2}(\mathbf{x})\{\mu_1(1, \mathbf{x}) - \mu_1(0, \mathbf{x})\} = \sigma_0^{-2}(\mathbf{x})\{\mu_0(1, \mathbf{x}) - \mu_0(0, \mathbf{x})\} . \end{aligned}$$

In this example, PT and OREC imply that unweighted and weighted difference-in-means of treated and untreated groups are identical across times. Therefore, PT and OREC do not imply each other unless  $\sigma_0^2(\mathbf{x}) = \sigma_1^2(\mathbf{x})$  for all  $\mathbf{x}$ . Notably, the main difference between PT and OREC is that the latter accounts for potential differences of scale by standardizing with the inverse variance  $\sigma_t^{-2}(\mathbf{x})$  so that the assumptions are rendered equivalent if  $\sigma_t^2(\mathbf{x})$  is constant over time for given  $\mathbf{x}$ .

It is worth mentioning the binary outcome case as well. Suppose the potential outcomes are distributed as  $Y_t^{(0)} \mid (A, \mathbf{X}) \sim \text{Ber}(p_t(A, \mathbf{X}))$ . Then, PT and OREC reduce to

$$\begin{aligned} \text{PT} & \Leftrightarrow p_1(1, \mathbf{x}) - p_1(0, \mathbf{x}) = p_0(1, \mathbf{x}) - p_0(0, \mathbf{x}) , \\ \text{OREC} & \Leftrightarrow \text{logit}\{p_1(1, \mathbf{x})\} - \text{logit}\{p_1(0, \mathbf{x})\} = \text{logit}\{p_0(1, \mathbf{x})\} - \text{logit}\{p_0(0, \mathbf{x})\} . \end{aligned}$$

Similarly, suppose that the potential outcomes are count data, and are distributed as  $Y_t^{(0)} \mid (A, \mathbf{X}) \sim \text{Poisson}(\lambda_t(A, \mathbf{X}))$ . Then, PT and OREC reduce to

$$\text{PT} \Leftrightarrow \lambda_1(1, \mathbf{x}) - \lambda_1(0, \mathbf{x}) = \lambda_0(1, \mathbf{x}) - \lambda_0(0, \mathbf{x}) ,$$

$$\text{OREC} \quad \Leftrightarrow \quad \log\{\lambda_1(1, \mathbf{x})\} - \log\{\lambda_1(0, \mathbf{x})\} = \log\{\lambda_0(1, \mathbf{x})\} - \log\{\lambda_0(0, \mathbf{x})\} .$$

Therefore, OREC is a generalization of PT with respect to logit and log link functions in these examples; these results are induced from the nonlinear PT formulation in (NPT). An appealing property of OREC in the binary and count outcome cases is that the counterfactual parameters  $p_1(1, \mathbf{x})$  and  $\lambda_1(1, \mathbf{x})$  always belong to its natural range (i.e.,  $(0, 1)$  and  $(0, \infty)$ , respectively) under OREC whereas they may go beyond the range under PT. Based on these two examples, OREC may be interpreted as a scale-adapted generalization of PT. In fact, this scale-adaptive property appears to apply quite broadly to distributions in the exponential family including geometric, negative binomial, Exponential, and Gamma distributions; see Section A.3 of the Supplementary Material for details.

More generally, OREC can be understood as a PT condition of the extended propensity score in the logit scale. Specifically, taking the logarithm on both hand sides in OREC, we obtain the following conditions for all  $(y, \mathbf{x}) \in \mathcal{S}$ :

$$\text{logit}\{e_1^*(1 \mid y, \mathbf{x})\} - \text{logit}\{e_1^*(1 \mid y_R, \mathbf{x})\} = \text{logit}\{e_0^*(1 \mid y, \mathbf{x})\} - \text{logit}\{e_0^*(1 \mid y_R, \mathbf{x})\} .$$

In words, the change in the log odds associated with the extended propensity score over time is the same across all  $(y, \mathbf{x}) \in \mathcal{S}$ , i.e., parallel relationship in the log odds of the extended propensity score over time. To better appreciate the condition, suppose that the conditional exposure model given  $(Y_t^{(0)}, \mathbf{X})$  for  $t = 0, 1$  is given as follows:

$$A \mid (Y_t^{(0)}, \mathbf{X}) \sim \text{Ber}(\text{expit}\{\gamma_{t0} + \gamma_{tX}^T \mathbf{X} + \gamma_{tY} Y_t^{(0)}\}) .$$

Then, the OREC assumption is equivalent to  $\gamma_{0Y} = \gamma_{1Y}$ , indicating that, upon conditioning on  $\mathbf{X}$ , the impact of  $Y_t^{(0)}$  on  $A$  in the logit scale is the same over time. To the best of our knowledge, a PT-type condition on the treatment mechanism is new in the DiD literature.

Lastly, we can establish that the identification of the ATT under the PT assumption and certain regularity conditions necessarily implies a condition akin to OREC. This condition establishes a relationship between the odds ratio functions at time 0 and 1 through a deterministic mapping, which can be non-identity; see Section A.2 of the Supplementary Material for details.

### 3.2.2 Comparison between OREC and Identifying Assumptions in the Distributional DiD Approaches

Next, we compare the OREC assumption to the identifying assumptions invoked in the other approaches in the DiD settings (Athey and Imbens, 2006; Bonhomme and Sauder, 2011; Callaway et al., 2018; Callaway and Li, 2019; Ding and Li, 2019), which are briefly discussed in Section 2.2.

First, all of the identifying assumptions in those works are not nested with the OREC assumption. In other words, none of these assumptions implies the OREC assumption, and conversely, the OREC assumption does not imply any of these assumptions; see Section A.4 of the Supplementary

Material for details.

Second, except for the sequential ignorability assumption (Ding and Li, 2019), the other assumptions do not naturally extend to non-continuous outcomes. Specifically, the PT condition in the log characteristic functions (Bonhomme and Sauder, 2011) and the copula stability condition (Callaway et al., 2018; Callaway and Li, 2019) are limited to continuous outcomes. In a similar vein, the CiC framework (Athey and Imbens, 2006) requires additional conditional independence assumptions for point identification of the counterfactual distribution of discrete outcomes; see Section 2.2 for details.

Third, the PT condition in the log characteristic functions (Bonhomme and Sauder, 2011) and the copula stability condition (Callaway et al., 2018; Callaway and Li, 2019) are scale-dependent. In other words, while these conditions are satisfied with the original outcome, they are not generally satisfied with a monotonically transformed outcome. The identifying assumptions used in the other two works (Athey and Imbens, 2006; Ding and Li, 2019) and the OREC assumption are scale-invariant.

Fourth, the sequential ignorability assumption (Ding and Li, 2019) rules out the presence of a latent factor  $U$  that is a common cause of  $A$  and  $Y_1^{(0)}$  conditional on pre-treatment variables. Again, this assumption aligns with the conventional ignorability condition or selection on observables (consisting of the pre-treatment outcome). Notably, methods developed for the DiD setting (Athey and Imbens, 2006; Bonhomme and Sauder, 2011; Callaway et al., 2018; Callaway and Li, 2019) and our approach under OREC are specifically designed to avoid this assumption.

### 3.3 Key Properties of Our Approach

We conclude the Section by summarizing key properties of our approach developed under the OREC assumption. First, the OREC assumption is readily compatible with continuous and discrete outcomes and a mixture of those (e.g., a continuous outcome truncated at zero). This compatibility distinguishes it from other approaches (Athey and Imbens, 2006; Bonhomme and Sauder, 2011; Callaway et al., 2018; Callaway and Li, 2019), as dealing with non-continuous outcomes poses significant challenges for them. Moreover, under an additional assumption that the outcome distribution belongs to the exponential family, the OREC assumption can be easily interpreted as time-lapse conditions on the canonical parameters; see Section A.3 of the Supplementary Material for details. Second, OREC is scale-invariant, contrasting PT-based approaches and scale-dependent approaches (Bonhomme and Sauder, 2011; Callaway et al., 2018; Callaway and Li, 2019). The scale-invariance feature eliminates the requirement of determining the “correct” transformation that satisfies the identifying assumption. Third, like most approaches in DiD settings, our approach is applicable when subject-matter knowledge suggests the potential presence of unmeasured confounders of the association between  $A$  and  $Y_1^{(0)}$ . Last but not least, from a theoretical perspective, our approach is fully nonparametric in that we do not make any parametric assumptions for identification and estimation purposes. Moreover, we establish the semiparametric efficiency bound for treatment effects in the nonparametric model and provide sufficient conditions for our proposed estimator to

attain this efficiency bound. As our approach is the only one that achieves all of these criteria, it can be viewed as a universal DiD framework for estimating treatment effects in DiD settings. We clarify that the term “universal” does not imply that the OREC assumption universally incorporates the other identifying assumptions; rather, it refers to the universality of our approach’s properties under OREC as summarized in Table 3.1. We describe our universal DiD approach in detail in the remainder of the paper.

Identifying Assumption	Range of Outcome		Estimand		Semiparametric Efficiency		Scale Invariance	Unmeasured Confounder
	$\mathbb{R}$	$\{0, 1\}$	ATT	QTT	ATT	QTT		
PT	✓	✓	✓	✗	✓ Callaway and Sant’Anna (2021)	✗	✗	✓
Nonlinear PT Puhani (2012) Wooldridge (2022)	✓	✓	✓	✗	✗	✗	✗	✓
Changes-in-changes Athey and Imbens (2006)	✓	✓	✓	✓	✗	✗	✓	✓
PT in the log characteristic function Bonhomme and Sauder (2011)	✓	✗	✓	✓	✗	✗	✗	✓
Copula invariance Callaway et al. (2018) Callaway and Li (2019)	✓	✗	✓	✓	✗	✗	✗	✓
Sequential ignorability Ding and Li (2019)	✓	✓	✓	✓	✓ Hahn (1998)	✓ Firpo (2007)	✓	✗
OREC	✓	✓	✓	✓	✓	✓	✓	✓

Table 3.1: Comparison of the Difference-in-Differences Approaches. The check mark (✓) indicates that a criterion is achieved under the identifying assumption and additional conditions required by the prior works. The cross mark (✗) indicates that a criterion is not achieved.

## 4 Identification

We begin with an identification result for  $\beta_1^*(\mathbf{x})$  in (1) and  $\mu^*(\mathbf{x}) = \mathbb{E}\{\mathcal{G}(Y_1^{(0)}) \mid A = 1, \mathbf{X} = \mathbf{x}\}$  for a fixed, integrable function  $\mathcal{G}$ , which are key to identifying  $\tau_0^*$ . Recall that  $\beta_1^*$  and  $\mu^*$  involve the unobservable density  $f_1^*(y \mid 1, \mathbf{x})$ , and consequently, these functions are not identifiable without an additional assumption. The OREC assumption is sufficient for identifying these functions in terms of nuisance functions identified from the observed data; Lemma 4.1 formally states the result.

**Lemma 4.1.** *Under Assumptions (A1)-(A3),  $\beta_1^*$  and  $\mu^*$  are represented as*

$$\beta_1^*(\mathbf{X}) = \frac{\Pr(A = 1 \mid \mathbf{X}) / \Pr(A = 0 \mid \mathbf{X})}{\mathbb{E}\{\alpha_1^*(Y_1, \mathbf{X}) \mid A = 0, \mathbf{X}\}}, \quad \mu^*(\mathbf{X}) = \frac{\mathbb{E}\{\mathcal{G}(Y_1)\alpha_1^*(Y_1, \mathbf{X}) \mid A = 0, \mathbf{X}\}}{\mathbb{E}\{\alpha_1^*(Y_1, \mathbf{X}) \mid A = 0, \mathbf{X}\}}. \quad (2)$$

Therefore, under Assumptions (A1)-(A5),  $\beta_1^*$  and  $\mu^*$  are identified by replacing  $\alpha_1^*$  with  $\alpha_0^*$ .

From Lemma 4.1, we can directly represent  $\tau_0^*$  as  $\tau_0^* = \mathbb{E}\{A\mu^*(\mathbf{X})\} / \Pr(A = 1)$ . Interestingly, by extending the approaches in Liu et al. (2020) to our setting, we can obtain other representations

of the counterfactual mean under Assumptions (A1)-(A3):

$$\begin{aligned}
& \mathbb{E}\{\mathcal{G}(Y_1^{(0)}) \mid A = 1\} \\
&= \mathbb{E}\{(1 - A)\beta_1^*(\mathbf{X})\alpha_1^*(Y_1, \mathbf{X})\mathcal{G}(Y_1)\} / \Pr(A = 1) \quad (\text{IPW}) \\
&= \mathbb{E}\{A\mu^*(\mathbf{X})\} / \Pr(A = 1) \quad (\text{OR}) \\
&= \mathbb{E}[(1 - A)\beta_1^*(\mathbf{X})\alpha_1^*(Y_1, \mathbf{X})\{\mathcal{G}(Y_1) - \mu^*(\mathbf{X})\} + A\mu^*(\mathbf{X})] / \Pr(A = 1) . \quad (\text{AIPW})
\end{aligned}$$

We refer to the three representations as inverse probability-weighting (IPW), outcome regression-based, and augmented inverse probability-weighting (AIPW) representations because (IPW) only uses the treatment odds at  $(Y_1, \mathbf{X})$  (i.e.,  $\beta_1^*(\mathbf{X})\alpha_1^*(Y_1, \mathbf{X})$ ) as a weighting term, (OR) only uses the outcome regression  $\mu^*$ , and (AIPW) uses both the treatment odds and outcome regression; see Section A.6 of the Supplementary Material for details on these representations. These representations align with those in Liu et al. (2020), but there are some notable differences. First, instrumental variables play a key role in their work, while our framework does not require them. Second, our setting considers a longitudinal setting with two time periods where the odds ratio at time 1 is identified under Assumptions (A1)-(A5). On the other hand, they consider cross-sectional settings where the odds ratio is identified by leveraging key instrumental variable properties.

Notably, these three representations are completely nonparametric in that no parametric form for the nuisance functions (i.e., the baseline densities and odds ratio functions) is required. Therefore, it is tempting to use one of them as a basis for constructing an estimator of  $\tau_0^*$  by replacing the nuisance components with estimators obtained via nonparametric methods. For instance, using (AIPW) as a basis for constructing an estimator, we get  $\hat{\tau}_0 = \mathbb{P}[(1 - A)\hat{\beta}_1(\mathbf{X})\hat{\alpha}_1(Y_1, \mathbf{X})\{Y_1 - \hat{\mu}(\mathbf{X})\} + A\hat{\mu}(\mathbf{X})] / \mathbb{P}(A = 1)$  where the three nuisance components  $\alpha_1$ ,  $\beta_1$ , and  $\mu$  are nonparametrically estimated; see Section 5.2 for details. However, it can be shown that this estimator may not be  $N^{1/2}$ -consistent for  $\tau_0^*$  because the bias of  $\hat{\tau}_0$  is dominated by the first-order bias of  $\hat{\alpha}_1$ , and this may yield an asymptotically non-diminishing bias when  $\alpha_1^*$  depends on continuous variables that are not inherently constrained to follow a parametric form; see Section A.11 of the Supplementary Material for details. To construct an estimator that achieves  $N^{1/2}$ -consistency, even when all nuisance parameters are estimated nonparametrically and thus converge at rates considerably slower than  $o_P(N^{-1/2})$ , we develop an influence function-based approach. Importantly, by modern semiparametric theory, our approach is guaranteed to have no first-order bias with respect to estimated nuisance functions (Robins et al., 2008). To operationalize the approach, in the next Section, we derive the efficient influence function (EIF) for  $\tau_0^*$  under the nonparametric model in which OREC is assumed for identification, but the model is otherwise unrestricted. We then use the EIF to construct a semiparametric efficient  $N^{1/2}$ -consistent estimator.



## 5 A Semiparametric Efficient Estimator

### 5.1 Semiparametric Efficiency Bound

We present the first main result of the paper: the EIF for  $\tau_0^*$  under the OREC assumption.

**Theorem 5.1.** *Let  $\mathcal{M}_{OREC}$  be the collection of regular laws that satisfy Assumptions (A1)-(A5). Then, the following function  $IF^*$  is the semiparametric efficient influence function for  $\mathbb{E}\{\mathcal{G}(Y_1^{(0)}) \mid A = 1\}$  in model  $\mathcal{M}_{OREC}$ :*

$$IF^*(\mathbf{O}) = \frac{1}{\Pr(A=1)} \left[ \begin{aligned} & (1-A)\beta_1^*(\mathbf{X})\alpha_1^*(Y_1, \mathbf{X})\{\mathcal{G}(Y_1) - \mu^*(\mathbf{X})\} \\ & + A[\mu^*(\mathbf{X}) - \mathbb{E}\{\mathcal{G}(Y_1^{(0)}) \mid A=1\}] \\ & + (2A-1)R^*(Y_0, A, \mathbf{X})\{\mathcal{G}(Y_0) - \mu^*(\mathbf{X})\} \end{aligned} \right],$$

where  $R^*(y, a, \mathbf{x}) = g_1^*(y, 1, \mathbf{x})/g_0^*(y, a, \mathbf{x})$  is the density ratio relating  $(Y_1^{(0)}, A=1, \mathbf{X})$  to  $(Y_0, A=a, \mathbf{X})$ , and is equivalent to  $R^*(y, a, \mathbf{x}) = 0$  for  $(y, \mathbf{x}) \in \mathcal{S}^c$  and

$$R^*(y, a, \mathbf{x}) = \beta_1^*(\mathbf{x}) \left\{ \frac{a}{\beta_0^*(\mathbf{x})} + (1-a)\alpha_1^*(y, \mathbf{x}) \right\} \frac{f_1^*(y, 0, \mathbf{x})}{f_0^*(y, 0, \mathbf{x})} \quad (3)$$

for  $(y, \mathbf{x}) \in \mathcal{S}$ . Consequently, the corresponding semiparametric efficiency bound for  $\mathbb{E}\{\mathcal{G}(Y_1^{(0)}) \mid A=1\}$  is  $\text{Var}\{IF^*(\mathbf{O})\}$ .

The EIF consists of three terms; the first two can be interpreted as the EIF for the functional  $\mathbb{E}\{\mathcal{G}(Y_1^{(0)}) \mid A=1\}$  in a semiparametric model in which the generalized odds ratio function  $\alpha_1^*$  is completely known a priori (Robins et al., 2000), while the third term formally reflects the uncertainty associated with the estimation of the odds ratio function. To the best of our knowledge, this result is entirely novel in the DiD literature. Interestingly, the density ratio  $R^*$  which appears in the third term of the EIF, is effectively a Radon-Nikodym derivative, corresponding to a change of counterfactual probability measure from the conditional law of  $(Y_0, A=a, \mathbf{X})$  to that of  $(Y_1^{(0)}, A=1, \mathbf{X})$ , and consequently, this augmentation term can be viewed as a projection of the counterfactual post-treatment sample space  $(Y_1^{(0)}, A=1, \mathbf{X})$  onto the sample space of the pre-treatment data  $(Y_0, A, \mathbf{X})$ . Technically speaking, this term is obtained by accounting for the fact that  $\alpha_1^*$  is unknown and must be estimated using outcome data at time 0 upon leveraging the OREC assumption. Indeed,  $Y_0$  only enters the EIF through this last term; see Section A.7 of the Supplementary Material for further details on the characterization of the information about the odds ratio function at time 1 in terms of the observed data distribution under OREC. The third term of the EIF is crucial to ensuring that the EIF-based estimator of  $\tau_0^*$  constructed in Section 5.2 admits a bias at most of second-order.

As a simple approach to construct an estimator of  $\tau_0^*$ , one could in principle proceed in two stages, first by computing  $\widehat{f}_0(y \mid 0, \mathbf{x})$ ,  $\widehat{f}_0(y \mid 1, \mathbf{x})$ ,  $\widehat{f}_1(y \mid 0, \mathbf{x})$ , and  $\widehat{\Pr}(A=1 \mid \mathbf{X}=\mathbf{x})$  using nonparametric estimators of the corresponding unknown functions. These density estimators, in principle,

could be obtained by standard nonparametric kernel (conditional) density estimation techniques (Hall et al., 2004; Hayfield and Racine, 2008; Li and Racine, 2008; Li et al., 2013), or via nonparametric kernel (conditional) density operators (Song et al., 2013; Schuster et al., 2020). Then, using relationships given by equations (1), (2), and (3), one could obtain plug-in estimators  $\hat{\beta}_0^{\text{PI}}$ ,  $\hat{\alpha}_1^{\text{PI}}$ ,  $\hat{\beta}_1^{\text{PI}}$ ,  $\hat{\mu}^{\text{PI}}$ , and  $\hat{R}^{\text{PI}}$ . Using the estimated nuisance functions, one might then estimate  $\tau_0^*$  as follows:

$$\hat{\tau}_0^{\text{PI}} = \left\{ \mathbb{P}(A) \right\}^{-1} \times \mathbb{P} \left[ \begin{array}{l} \hat{\beta}_1^{\text{PI}}(\mathbf{X}) \hat{\alpha}_1^{\text{PI}}(Y_1, \mathbf{X}) (1 - A) \{Y_1 - \hat{\mu}^{\text{PI}}(\mathbf{X})\} + A \hat{\mu}^{\text{PI}}(\mathbf{X}) \\ + (2A - 1) \hat{R}^{\text{PI}}(Y_0, A, \mathbf{X}) \{Y_0 - \hat{\mu}^{\text{PI}}(\mathbf{X})\} \end{array} \right].$$

Unfortunately, the simple substitution estimator  $\hat{\tau}_0^{\text{PI}}$  is unlikely to perform well in finite samples mainly because, except for  $\hat{\mu}^{\text{PI}}$ , all nuisance functions used in  $\hat{\tau}_0^{\text{PI}}$  involve density ratios. As a result, the simple substitution estimator may be overly sensitive to density estimators appearing in denominators, potentially leading to instability in the weights and in the corresponding estimator of the functional of interest. Therefore, in the following Section, we propose an estimator that performs better in finite samples.

## 5.2 Proposed Estimator

In short, the proposed estimator is derived from the EIF and adopts the cross-fitting approach, initially introduced by Schick (1986) and more recently expanded upon by Chernozhukov et al. (2018). We implement cross-fitting in this paper as follows. We randomly split the observed data into non-overlapping folds, denoted by  $\{\mathcal{I}_1, \dots, \mathcal{I}_K\}$ . For each  $k$ , we use all folds other than  $\mathcal{I}_k$ , i.e,  $\mathcal{I}_k^c$  and referred to as estimation fold, to estimate the nuisance functions and evaluate the estimator of the target estimand over  $\mathcal{I}_k$ , referred to as evaluation fold, using the estimated nuisance functions based on the estimation fold  $\mathcal{I}_k^c$ . To fully use the data, we aggregate  $K$  estimators of the target estimand by simple averaging. We consider the following three steps to estimate the nuisance functions in the estimation fold  $\mathcal{I}_k^c$ . In the first step, we directly estimate the density ratio, instead of estimating the densities in the denominator and numerator, to reduce the risk of unstable density ratio estimators. Using the estimated density ratios, we obtain an estimator of  $\alpha_1^*$  which is considerably more stable than the plug-in method described in the previous Section, in the sense that our construction ensures that the incurred bias due to nuisance functions required to estimate this odds ratio function is guaranteed to be at most of second-order. In the second step, we estimate  $\beta_1^*$  and  $\mu^*$  by reframing the task as a certain adversarial learning problem. Lastly, we evaluate these estimated nuisance functions over the evaluation fold and obtain our estimator of  $\tau_0^*$  based on the estimated EIF. The rest of the Section provides details on the estimation procedure.

### 5.2.1 Step 1: Estimation of $\alpha_1^*$

We use  $\mathcal{I}_k^c$  and  $\mathcal{I}_{ka}^c = \mathcal{I}_k^c \cap \{i \mid A_i = a\}$  ( $a = 0, 1$ ) to denote the estimation fold and its subset with  $A = a$ , respectively. Let  $r_0^*(y, \mathbf{x}) = f_0^*(y, \mathbf{x} \mid 1) / f_0^*(y, \mathbf{x} \mid 0)$  for  $(y, \mathbf{x}) \in \mathcal{S}$  be the density ratio that we need to estimate; we remind readers that  $f_t^*(y, \mathbf{x} \mid a)$  is the density of  $(Y_t^{(0)}, \mathbf{X}) \mid (A = a)$ . There

exist various approaches to directly estimate these density ratios, one of which is the Kullback-Leibler (KL) importance estimation approach (Nguyen et al., 2007; Sugiyama et al., 2007), which we adopt, as implemented in **densratio** R package (Makiyama, 2019). The idea of KL importance estimation approach is to view  $r_0^*$  as the minimizer of the KL divergence from the normalized numerator density  $f_0^*(y, \mathbf{x} \mid 1)$  and that induced by the denominator and the density ratio, i.e.,  $f_0^*(y, \mathbf{x} \mid 0) \cdot r_0^*(y, \mathbf{x})$ . Therefore, an estimator of  $r_0^*$ , say  $\hat{r}_0$ , can be obtained by solving the following constrained optimization problem:

$$\hat{r}_0 = \arg \max_{r_0 \in \mathcal{H}_{0X}} \mathbb{E}[\log\{r_0(Y_0, \mathbf{X})\} \mid A = 1] \text{ subject to } \mathbb{E}\{r_0(Y_0, \mathbf{X}) \mid A = 0\} = 1. \quad (4)$$

where  $\mathcal{H}_{0X}$  is a function space over  $(Y_0, \mathbf{X})$  that is sufficiently rich to approximate any possible ground-truth for  $r_0^*$ ; we choose to work with a Reproducing Kernel Hilbert Space (RKHS) associated with a kernel  $\mathcal{K}$  as  $\mathcal{H}_{0X}$ . Then, an estimator  $\hat{r}_{0, \text{KL}}^{(-k)}$  is obtained from an empirical analogue of (4) based on the estimation fold  $\mathcal{I}_k^c$ , which has a form of  $\hat{r}_{0, \text{KL}}^{(-k)}(y, \mathbf{x}) = \sum_{j \in \mathcal{I}_{k1}^c} \hat{\gamma}_j^{(-k)} \cdot \mathcal{K}((y, \mathbf{x}), (y_j, \mathbf{x}_j))$ ; here, the non-negative coefficients  $\hat{\gamma}^{(-k)} = \{\hat{\gamma}_j^{(-k)}\}_{j \in \mathcal{I}_{k1}^c}$  are obtained from

$$\hat{\gamma}^{(-k)} = \arg \max_{\gamma} \mathbb{P}_{\mathcal{I}_{k1}^c}[\log\{K_{11}^{(-k)}\gamma\}] \text{ subject to } \mathbb{P}_{\mathcal{I}_{k0}^c}\{K_{01}^{(-k)}\gamma\} = 1, \gamma \geq 0, \quad (5)$$

where  $K_{aa'}^{(-k)}$  ( $a, a' = 0, 1$ ) is the gram matrix of which  $(i, j)$ th entry is  $\mathcal{K}((y_i, \mathbf{x}_i), (y_j, \mathbf{x}_j))$  for  $i \in \mathcal{I}_{ka}^c$  and  $j \in \mathcal{I}_{ka'}^c$ . Using the estimated density ratio  $\hat{r}_{0, \text{KL}}^{(-k)}$ , we obtain the estimated baseline odds of  $A$  at time 0 and the estimated odds ratio as  $\hat{\beta}_0^{(-k)}(\mathbf{x}) = \hat{r}_{0, \text{KL}}^{(-k)}(y_R, \mathbf{x}) \mathbb{P}_{\mathcal{I}_k^c}(A) / \mathbb{P}_{\mathcal{I}_k^c}(1 - A)$  and  $\hat{\alpha}_1^{(-k)}(y, \mathbf{x}) = \hat{r}_{0, \text{KL}}^{(-k)}(y, \mathbf{x}) / \hat{r}_{0, \text{KL}}^{(-k)}(y_R, \mathbf{x})$ , respectively. Based on a similar estimation strategy, we obtain an estimator of  $r_1^*(y, \mathbf{x}) = f_1^*(y, \mathbf{x} \mid 0) / f_0^*(y, \mathbf{x} \mid 0)$ , denoted by  $\hat{r}_{1, \text{KL}}^{(-k)}$ . We provide alternative estimation strategies in Section A.8 of the Supplementary Material.

### 5.2.2 Step 2: Estimation of $\beta_1^*$ and $\mu^*$

To estimate counterfactual quantities  $\beta_1^*$  and  $\mu^*$ , we adopt a recently developed adversarial estimation framework (Dikkala et al., 2020; Chernozhukov et al., 2021; Ghassami et al., 2022). The idea is to represent the EIF as a function of  $(\beta_1, \mu)$  where all other nuisance functions are evaluated using estimators obtained in the previous step. In particular, given estimated nuisance components, the density ratio  $R^*$  can be represented as a function of  $\beta_1$  based on (3):

$$\begin{aligned} R(y, a, \mathbf{x}; \hat{\alpha}_1^{(-k)}, \hat{r}_{1, \text{KL}}^{(-k)}, \hat{\beta}_0^{(-k)}, \beta_1) &= \beta_1(\mathbf{x}) \hat{r}_2^{(-k)}(y, a, \mathbf{x}), \\ \hat{r}_2^{(-k)}(y, a, \mathbf{x}) &= [a \{\hat{\beta}_0^{(-k)}(\mathbf{x})\}^{-1} + (1 - a) \hat{\alpha}_1^{(-k)}(y, \mathbf{x})] \hat{r}_{1, \text{KL}}^{(-k)}(y, \mathbf{x}). \end{aligned} \quad (6)$$

Therefore, given density ratio estimators, the EIF at  $(\beta_1, \mu)$  with estimated odds ratio  $\hat{\alpha}_1^{(-k)}$  can be written as follows:

$$\text{IF}(\mathbf{O}; \beta_1, \mu) = \{\Pr(A = 1)\}^{-1} [\beta_1(\mathbf{X}) \{\mu(\mathbf{X}) \hat{\zeta}_1^{(-k)}(\mathbf{O}) + \hat{\zeta}_2^{(-k)}(\mathbf{O})\} + A \{\mu(\mathbf{X}) - \tau_0^*\}],$$

$$\begin{aligned}\widehat{\zeta}_1^{(-k)}(\mathbf{O}) &= -(1-A)\widehat{\alpha}_1^{(-k)}(Y_1, \mathbf{X}) - (2A-1)\widehat{r}_2^{(-k)}(Y_0, A, \mathbf{X}), \\ \widehat{\zeta}_2^{(-k)}(\mathbf{O}) &= Y_1(1-A)\widehat{\alpha}_1^{(-k)}(Y_1, \mathbf{X}) + Y_0(2A-1)\widehat{r}_2^{(-k)}(Y_0, A, \mathbf{X}).\end{aligned}$$

The above expression is of the form of influence functions considered in Ghassami et al. (2022), and consequently, we apply their proposed estimation strategy. In particular, an estimator of  $\beta_1^*$  is obtained as the solution to the following regularized minimax optimization problem:

$$\widehat{\beta}_1^{(-k)} = \arg \min_{\beta_1 \in \mathcal{H}_X} \left[ \max_{\mu \in \mathcal{H}_X} \left[ \mathbb{P}_{\mathcal{I}_k^c} [\mu(\mathbf{X}) \{A + \widehat{\zeta}_1^{(-k)}(\mathbf{O})\beta_1(\mathbf{X})\} - \mu^2(\mathbf{X})] - \lambda_\mu \|\mu\|_{\mathcal{H}_X}^2 \right] + \lambda_\beta \|\beta_1\|_{\mathcal{H}_X}^2 \right]. \quad (7)$$

Here,  $\mathcal{H}_X$  is an RKHS defined over the support of  $\mathbf{X}$  with a kernel  $\mathcal{K}$  and a norm  $\|\cdot\|_{\mathcal{H}_X}$ , and  $\lambda_\mu$  and  $\lambda_\beta$  are regularization parameters. An estimator of  $\mu^*$  can be similarly obtained; see Section A.9 of the Supplementary Material. Once minimax estimators are obtained, we also compute  $\widehat{R}^{(-k)}$  from (6) by plugging in  $\widehat{\beta}_1^{(-k)}$ , i.e.,  $\widehat{R}^{(-k)}(y, a, \mathbf{x}) = \widehat{\beta}_1^{(-k)}(\mathbf{x})\widehat{r}_2^{(-k)}(y, a, \mathbf{x})$ .

We make a few remarks on *Step 1* and *Step 2*. First, we recommend using cross-validation to select required hyperparameters, including the bandwidth parameter for the kernel of the RKHSes and the regularization parameters in (7). Unfortunately, cross-validation can be computationally burdensome, especially when the number of observations  $N$  is large. To reduce computational complexity by reducing the number of hyperparameters that need tuning, investigators may employ the median heuristic to choose the bandwidth parameter of the RKHS kernels; see Section A.12 of the Supplementary Material for details. Second, because  $\beta_1^*$  is a ratio of densities, it may vary widely, in which case, the proposed minimax estimation strategy via (7) can still perform sub-optimally, producing negative estimates or estimates that are significantly smaller than the truth. In Section A.9 of the Supplementary Material, we present a practical approach to regularize the minimax estimator  $\widehat{\beta}_1^{(-k)}$  whenever ill-behaved; the approach improves its performance significantly as demonstrated in wide-ranging simulations.

### 5.2.3 Step 3: Estimation of $\tau_0^*$ and $\tau^*$

In the previous steps, we described our proposed approach for computing  $\widehat{\alpha}_1^{(-k)}$ ,  $\widehat{\beta}_1^{(-k)}$ ,  $\widehat{\mu}^{(-k)}$ , and  $\widehat{R}^{(-k)}$ . For each  $k = 1, \dots, K$ , we use the evaluation fold  $\mathcal{I}_k$  to estimate  $\tau_0^*$ , which we average to obtain the final estimator  $\widehat{\tau}_0 = K^{-1} \sum_{k=1}^K \widehat{\tau}_0^{(k)}$  where

$$\widehat{\tau}_0^{(k)} = \left\{ \mathbb{P}(A) \right\}^{-1} \mathbb{P}_{\mathcal{I}_k} \left[ \begin{aligned} &\widehat{\beta}_1^{(-k)}(\mathbf{X})\widehat{\alpha}_1^{(-k)}(Y_1, \mathbf{X})(1-A)\{Y_1 - \widehat{\mu}^{(-k)}(\mathbf{X})\} \\ &+ A\widehat{\mu}^{(-k)}(\mathbf{X}) \\ &+ (2A-1)\widehat{R}^{(-k)}(Y_0, A, \mathbf{X})\{Y_0 - \widehat{\mu}^{(-k)}(\mathbf{X})\} \end{aligned} \right]. \quad (8)$$

Lastly, we estimate the ATT with  $\widehat{\tau} = \mathbb{P}(AY_1)/\mathbb{P}(A) - \widehat{\tau}_0$ .

For binary and polytomous outcomes, several simplifications occur in the steps outlined above due to the discrete nature of the outcome; see Section A.10 of the Supplementary Material for details.

### 5.3 Statistical Properties of the Estimator

To better describe statistical properties of our proposed estimator, let  $(\hat{\alpha}_1^{(-k)}(y, \mathbf{x}), \hat{\beta}_0^{(-k)}(\mathbf{x}), \hat{f}_0^{(-k)}(y | 0, \mathbf{x}), \hat{\beta}_1^{(-k)}(\mathbf{x}), \hat{f}_1^{(-k)}(y | 0, \mathbf{x}))$  denote estimators of  $(\alpha_1^*(y, \mathbf{x}), \beta_0^*(\mathbf{x}), f_0^*(y | 0, \mathbf{x}), \beta_1^*(\mathbf{x}), f_1^*(y | 0, \mathbf{x}))$ , respectively, obtained by reparametrizing estimators  $(\hat{\alpha}_1^{(-k)}(y, \mathbf{x}), \hat{\beta}_1^{(-k)}(\mathbf{x}), \hat{\mu}^{(-k)}(\mathbf{x}), \hat{R}^{(-k)}(y, 1, \mathbf{x}), \hat{R}^{(-k)}(y, 0, \mathbf{x}))$  via relationships (2) and (3). For a function  $\xi(y, \mathbf{x})$ , let  $\|\xi(Y_1, \mathbf{X})\|_{P,2}$  denote the  $L_2(P)$ -norm with respect to the conditional distribution  $(Y_1, \mathbf{X}) | (A = 0)$ . Let  $r_{\alpha, N}^{(-k)} = \|\hat{\alpha}_1^{(-k)}(Y_1, \mathbf{X}) - \alpha_1^*(Y_1, \mathbf{X})\|_{P,2}$ ,  $r_{\beta_t, N}^{(-k)} = \|\hat{\beta}_t^{(-k)}(\mathbf{X}) - \beta_t^*(\mathbf{X})\|_{P,2}$ , and  $r_{f_t, N}^{(-k)} = \|\hat{f}_t^{(-k)}(Y_1 | 0, \mathbf{X}) - f_t^*(Y_1 | 0, \mathbf{X})\|_{P,2}$  for  $t = 0, 1$  and  $k = 1, \dots, K$ . Suppose the following conditions hold for the true densities and the estimated nuisance functions for all  $k = 1, \dots, K$ .

- (A6) (*Strong Overlap*) The support  $\mathcal{S}$  is a bounded, compact subset of  $\mathbb{R} \otimes \mathcal{X}$ . Additionally, there exists a constant  $c \in (0, \infty)$  satisfying  $g_t^*(y, a, \mathbf{x}) \in [c^{-1}, c]$  for all  $(y, \mathbf{x}) \in \mathcal{S}$  and  $a, t = 0, 1$ .
- (A7) (*Boundedness of the Estimated Nuisance Functions*) The support of  $\hat{f}_1^{(-k)}(y | 0, \mathbf{x})$  has the same support as  $f_1^*(y | 0, \mathbf{x})$ , i.e.,  $\{(y, \mathbf{x}) | \hat{f}_1^{(-k)}(y | 0, \mathbf{x}) \in (0, \infty)\} = \mathcal{S}$ . Additionally, there exists a constant  $c \in (0, \infty)$  satisfying  $\hat{f}_t^{(-k)}(y | 0, \mathbf{x}) \in [c^{-1}, c]$ ,  $\hat{\beta}_t^{(-k)}(\mathbf{x}) \in [c^{-1}, c]$ , and  $\hat{\alpha}_1^{(-k)}(y, \mathbf{x}) \in [c^{-1}, c]$  for all  $(y, \mathbf{x}) \in \mathcal{S}$  and  $t = 0, 1$ .
- (A8) (*Consistent Estimation*)  $r_{\alpha, N}^{(-k)}, r_{\beta_0, N}^{(-k)}, r_{f_0, N}^{(-k)}, r_{\beta_1, N}^{(-k)}$ , and  $r_{f_1, N}^{(-k)}$  are  $o_P(1)$ .
- (A9) (*Pre-treatment Cross-product Rates*)  $r_{\alpha, N}^{(-k)} \cdot r_{\beta_0, N}^{(-k)}, r_{\alpha, N}^{(-k)} \cdot r_{f_0, N}^{(-k)}$ , and  $r_{\beta_0, N}^{(-k)} \cdot r_{f_0, N}^{(-k)}$  are  $o_P(N^{-1/2})$ .
- (A10) (*Post-treatment Cross-product Rates*)  $r_{\alpha, N}^{(-k)} \cdot r_{\beta_1, N}^{(-k)}, r_{\alpha, N}^{(-k)} \cdot r_{f_1, N}^{(-k)}$ , and  $r_{\beta_1, N}^{(-k)} \cdot r_{f_1, N}^{(-k)}$  are  $o_P(N^{-1/2})$ .

Assumption (A6) implies a strong overlap condition, i.e., the density  $f_t^*(y, a, \mathbf{x})$  is bounded below by  $c^{-1}$  and bounded above by  $c$  over its support  $\mathcal{S}$ , thus their ratios are well-behaved. This condition is sufficient for achieving regular, asymptotically linear estimators. Assumption (A7) states that the estimated density of  $Y_1 | (A = 0, \mathbf{X})$  has its support over that of the true density, and the estimated nuisance functions are uniformly bounded. Assumptions (A6) and (A7) ensure that the density ratios are uniformly bounded away from zero and infinity. The boundedness of density ratios is essential in the proof of Theorem 5.2, as it allows for establishing finite upper bounds and employing various inequalities, such as the Hölder's inequality, to handle quantities involving the density ratios.

Assumption (A8) states that the estimated nuisance functions converge to their true functions as the sample size increases, which is plausible under nonparametric estimation strategies. Assumption (A9) states that the cross-product rates of pre-treatment nuisance function estimators are  $o_P(N^{-1/2})$ . Importantly, if two out of the three nuisance functions are estimated at sufficiently fast rates (e.g., small  $r_{\alpha, N}^{(-k)}$  and  $r_{\beta_0, N}^{(-k)}$ ), the other nuisance function is allowed to converge at a substantially slower rate (e.g., large  $r_{f_0, N}^{(-k)}$ ) provided that the cross-products remain  $o_P(N^{-1/2})$ . This is an instance of the mixed-bias property described by Rotnitzky et al. (2020). The condition can be interpreted as requirements on the smoothness of the nuisance components. For simplicity,

we consider a toy example in which the outcome is binary, the  $d$ -dimensional covariate  $\mathbf{X}$  has its support as  $[0, 1]^d$ , and the nuisance functions  $f_0^*(y | 0, \mathbf{x})$ ,  $\beta_0^*(\mathbf{x})$ , and  $\alpha_1^*(y, \mathbf{x})$  belong to the Hölder spaces with the smoothness exponent  $\delta_{f_0}$ ,  $\delta_{\beta_0}$ , and  $\delta_\alpha$ , respectively. The estimators of these nuisance functions based on the kernel density estimator or other nonparametric estimators, such as series estimators, yield a convergence rate of  $O_P(N^{-2\delta/(2\delta+d)})$  in terms of mean squared error, which is minimax optimal; see [Stone \(1980\)](#) and Chapter 1 of [Tsybakov \(2009\)](#) for details. Consequently, Assumption [\(A9\)](#) reduces to the following condition when the aforementioned estimators are used:

$$\frac{2\delta_{f_0}}{2\delta_{f_0} + d} + \frac{2\delta_{\beta_0}}{2\delta_{\beta_0} + d} > \frac{1}{2}, \quad \frac{2\delta_{f_0}}{2\delta_{f_0} + d} + \frac{2\delta_\alpha}{2\delta_\alpha + d} > \frac{1}{2}, \quad \frac{2\delta_{\beta_0}}{2\delta_{\beta_0} + d} + \frac{2\delta_\alpha}{2\delta_\alpha + d} > \frac{1}{2}. \quad (9)$$

Therefore, in terms of smoothness, if any of two of the three nuisance functions are smooth enough (e.g., large  $\delta_\alpha$  and  $\delta_{\beta_0}$ ), the other nuisance function is allowed to be less smooth (e.g., small  $\delta_{f_0}$ ) as long as condition [\(9\)](#) is satisfied. Assumption [\(A10\)](#) imposes similar conditions on post-treatment nuisance function estimators. Of note,  $r_{\alpha,N}^{(-k)}$  appears twice in Assumptions [\(A9\)](#) and [\(A10\)](#) because the odds ratio function  $\alpha_1^*$  is both a pre-treatment and a post-treatment nuisance function under the OREC assumption [\(A5\)](#).

Assumptions [\(A8\)](#)-[\(A10\)](#) are satisfied if all nuisance functions are estimated at  $o_P(N^{-1/4})$  rates, which may be attainable under certain conditions. For example, in the aforementioned toy example, condition [\(9\)](#) is satisfied if all nuisance parameters are smooth enough in that their Hölder smoothness exponents are greater than  $d/2$ , i.e., the half of the dimension of covariates. We also remark that the KL divergence-based density ratio estimators  $\hat{r}_{0, \text{KL}}^{(-k)}$  and  $\hat{r}_{1, \text{KL}}^{(-k)}$  can achieve  $o_P(N^{-1/4})$  convergence rates under appropriate conditions; see [Sugiyama et al. \(2008\)](#) for details. Likewise, the minimax estimators  $\hat{\beta}_1^{(-k)}$  and the  $\hat{\mu}^{(-k)}$  can attain  $o_P(N^{-1/4})$  convergence rates under appropriate conditions; see [Dikkala et al. \(2020\)](#) and [Ghassami et al. \(2022\)](#) for details.

Theorem [5.2](#) establishes the asymptotic property of the proposed semiparametric efficient estimator of  $\tau_0^*$ .

**Theorem 5.2.** *Suppose that Assumptions [\(A1\)](#)-[\(A10\)](#) hold. Then, the estimator in [\(8\)](#) is asymptotically normal as  $\sqrt{N}(\hat{\tau}_0 - \tau_0^*) \xrightarrow{D} N(0, \sigma_0^2)$  where the variance  $\sigma_0^2$  is equal to the semiparametric efficiency bound for  $\tau_0^*$  under model  $\mathcal{M}_{\text{OREC}}$  defined in Theorem [5.1](#), i.e.,  $\sigma_0^2 = \text{Var}\{IF^*(\mathbf{O})\}$ . Additionally, a consistent estimator of  $\sigma_0^2$  is given by*

$$\hat{\sigma}_0^2 = \frac{1}{K} \sum_{k=1}^K \mathbb{P}_{\mathcal{I}_k} \left[ \left\{ \frac{\hat{\psi}_0^{(-k)} - A\hat{\tau}_0}{\mathbb{P}(A)} \right\}^2 \right],$$

$$\hat{\psi}_0^{(-k)} = \left[ \begin{aligned} &\hat{\beta}_1^{(-k)}(\mathbf{X})\hat{\alpha}_1^{(-k)}(Y_1, \mathbf{X})(1 - A)\{Y_1 - \hat{\mu}^{(-k)}(\mathbf{X})\} + A\hat{\mu}^{(-k)}(\mathbf{X}) \\ &+ (2A - 1)\hat{R}^{(-k)}(Y_0, A, \mathbf{X})\{Y_0 - \hat{\mu}^{(-k)}(\mathbf{X})\} \end{aligned} \right].$$

The proposed estimator is consistent and asymptotically normal, provided that at least two of the three nuisance components for each time period are estimated at sufficiently fast rates, although potentially considerably slower than the parametric rate. The result, therefore, implies that our proposed estimator has the mixed-bias property discussed above. Consequently, as stated in the

Corollary below, the ATT estimator  $\hat{\tau} = \mathbb{P}(AY_1)/\mathbb{P}(A) - \hat{\tau}_0$  is also consistent and asymptotically normal for  $\tau^*$ .

**Corollary 5.3.** *Suppose that Assumptions (A1)-(A10) hold. Then, the estimator  $\hat{\tau}$  is asymptotically normal as  $\sqrt{N}(\hat{\tau} - \tau^*) \xrightarrow{D} N(0, \sigma^2)$  where the variance  $\sigma^2$  and a corresponding consistent estimator  $\hat{\sigma}^2$  are given by*

$$\sigma^2 = \text{Var}\left[\frac{A\{Y_1 - \mathbb{E}(Y_1 | A = 1)\}}{\Pr(A = 1)} - IF^*(\mathbf{O})\right], \hat{\sigma}^2 = \frac{1}{K} \sum_{k=1}^K \mathbb{P}_{\mathcal{I}_k} \left[ \left\{ \frac{A(Y_1 - \hat{\tau}) - \hat{\psi}_0^{(-k)}}{\mathbb{P}(A)} \right\}^2 \right].$$

Using the variance estimator  $\hat{\sigma}^2$ , valid  $100(1 - \alpha)\%$  confidence intervals for  $\tau^*$ , are given by  $(\hat{\tau} + z_{\alpha/2}\hat{\sigma}/\sqrt{N}, \hat{\tau} + z_{1-\alpha/2}\hat{\sigma}/\sqrt{N})$  where  $z_\alpha$  is the  $100\alpha$ -th percentile of the standard normal distribution. Alternatively, one can estimate standard errors and construct confidence intervals using the multiplier bootstrap; see Section A.13 of the Supplementary Material for details.

We again clarify that cross-fitting estimators based on the three representations (IPW), (OR), and (AIPW) are not guaranteed to achieve  $N^{1/2}$ -consistency. More specifically, in conjunction with nonparametric estimators of nuisance functions, biases of the cross-fitting estimators based on the three representations (IPW), (OR), and (AIPW) are dominated by the first-order bias of a nuisance function estimator; see Section A.11 of the Supplementary Material for details. Since biases of nuisance function estimators generally have slower rates than  $o_P(N^{-1/2})$ , especially when the nuisance functions depend on continuous variables that are not inherently constrained to follow a parametric form, the estimators may yield non-diminishing bias, indicating that they are not  $N^{1/2}$ -consistent. In contrast, as we establish in Theorem 5.2, the EIF-based estimator can be  $N^{1/2}$ -consistent because its bias is at most of second-order with respect to biases of nuisance function estimators.

Lastly, in Sections A.16 and A.17 of the Supplementary Material, we consider extensions of our approach. First, we consider the estimation of general causal estimands that include both the ATT discussed above and nonlinear causal estimands such as the QTT. Second, we consider settings where one aims to identify and make inferences about functionals of an outcome that is missing not at random in longitudinal settings.

## 6 Simulation

In this Section, we conduct simulation studies to investigate the finite-sample performance of the proposed methods estimator. First, we consider a continuous outcome setting under the following data generating process. We generate three observed covariates  $\mathbf{X} = (X_1, X_2, X_3)$  where each component is independent standard normal. We then generate the treatment indicator  $A$  from  $\text{Ber}(\text{expit}\{(X_1 + X_2 + X_3)/4\})$ , and generate the potential outcomes from the following models:

$$\begin{aligned} Y_0^{(0)} | (A, \mathbf{X}) &\sim N(3 + 0.4(1 + X_1)A + 0.2(X_1 + X_2), 4), & Y_0^{(1)} &= Y_0^{(0)}, \\ Y_1^{(a)} | (A, \mathbf{X}) &\sim N(3.5 + 0.5a + 0.1(1 + X_1)A - 0.2(X_1 + X_2), 1), & a &= 0, 1. \end{aligned}$$



Note that the potential outcomes are not conditionally independent of the treatment given covariates, indicating that the conditional ignorability condition is violated. Additionally, the OREC assumption is satisfied with the odds ratio  $\alpha_1^*(y, \mathbf{x}) = \exp\{0.1y(x_1 + 1)\}$ , whereas the PT assumption is violated. The true ATT is 0.5.

We explore moderate to large sample sizes  $N$ , taking values in  $\{500, 750, 1000, 1250, 1500\}$ . Using the simulated data, we compute the proposed ATT estimator based on the procedure outlined in Section 5.2, denoted by  $\hat{\tau}_{\text{OREC}}$ . As a competing estimator, we consider the estimator developed in Sant’Anna and Zhao (2020) and Callaway and Sant’Anna (2021) under the PT assumption, which is implemented in `did` R package (Callaway and Sant’Anna, 2021), which is denoted by  $\hat{\tau}_{\text{PT}}$ . We evaluate the performance of each estimator based on 250 repetitions for each value of  $N$ .

We also consider a binary outcome case where the covariates and the treatment are generated from the same distributions as in the previous continuous outcome case. We generated binary potential outcomes from the following models:

$$\begin{aligned} Y_0^{(0)} \mid (A, \mathbf{X}) &\sim \text{Ber}(\text{expit}\{-1 + (2 - 0.1X_1)A + 0.1X_1\}) , & Y_0^{(1)} &= Y_0^{(0)} , \\ Y_1^{(a)} \mid (A, \mathbf{X}) &\sim \text{Ber}(\text{expit}\{0.25 + (2 - 0.1X_1)A + 0.1X_1 + 0.1X_2\}) , & a &= 0, 1 . \end{aligned}$$

Again, the potential outcomes are not conditionally independent of the treatment given covariates, and the OREC assumption is satisfied with an odds ratio function encoding confounding bias given by  $\alpha_1^*(y, \mathbf{x}) = y(2 - 0.1x_1)$ , whereas the PT assumption is violated. The true ATT is 0 because  $Y_1^{(0)}$  and  $Y_1^{(1)}$  have identical distributions. We implement the binary outcome estimation strategy described in Section A.10 of the Supplementary Material, which leverages certain simplifications due to the binary nature of the outcome. The same range of  $N$  and the number of Monte Carlo replications in the continuous outcome simulation setting are used.

The top panel of Figure 6.1 visually summarizes the results. In terms of bias, for both outcome types, we visually find that the proposed estimator  $\hat{\tau}_{\text{OREC}}$  yields negligible biases across all  $N$ . In contrast, the estimator developed under the PT assumption  $\hat{\tau}_{\text{PT}}$  is biased, which is expected due to the simulation setup. The bottom panel of Figure 6.1 provides numerical summaries of our estimator  $\hat{\tau}_{\text{OREC}}$ . As  $N$  increases, all three standard errors of  $\hat{\tau}_{\text{OREC}}$  decrease, and their values are similar to each other. Lastly, we find that empirical coverage from both 95% confidence intervals based on the asymptotic standard error and multiplier bootstrap is close to the nominal coverage. Based on these simulation results, the performance of the proposed estimator  $\hat{\tau}_{\text{OREC}}$  was found to align with the asymptotic properties established in Section 5.3.

In some additional simulations not reported, we find that in a setting where both the OREC and PT assumptions hold,  $\hat{\tau}_{\text{OREC}}$  and  $\hat{\tau}_{\text{PT}}$  generally perform well, both are consistent and asymptotically normal, and neither estimator appears to clearly dominate in terms of efficiency.

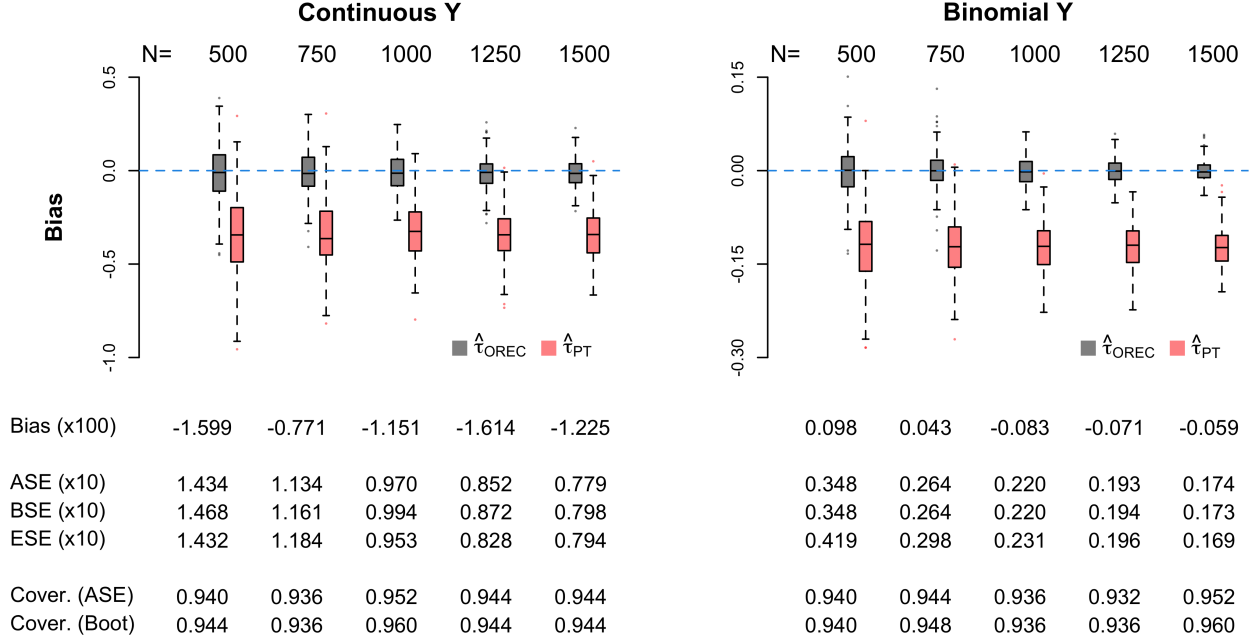


Figure 6.1: A Graphical Summary of the Simulation Results. The left and right panels show results for continuous and binomial outcomes, respectively. In the top panel, each column gives boxplots of biases of the proposed estimator  $\hat{\tau}_{OREC}$  and the competing estimator  $\hat{\tau}_{PT}$  for  $N = 500, 750, 1000, 1250, 1500$ , respectively. The bottom panel provides numerical summaries informing the performance of  $\hat{\tau}_{OREC}$ . Each row corresponds to the empirical bias, asymptotic standard error (ASE), bootstrap standard error (BSE), empirical standard error (ESE), empirical coverage of 95% confidence intervals based on the ASE, and bootstrap quantiles. The bias and standard errors are scaled by factors of 100 and 10, respectively.

## 7 Applications

### 7.1 Continuous Outcome: Minimum Wage Policy on Teen Employment

We apply our methodology to two real-world applications, one with a continuous outcome and the other with a binary outcome. As our first real-world application, we revisit the data analyzed in [Callaway and Sant’Anna \(2021\)](#). Specifically, the data contain sociodemographic characteristics of more than 2284 counties in 29 states in the midwest, south, and west census regions of the United States between 2001 and 2007 in which the federal minimum wage was fixed at \$5.15 per hour. We define the years 2001 and 2007 as time 0 and 1, respectively. Among 29 states, 16 states increased their minimum wage over the studied period while the other 13 states retained their minimum wage; we consider counties in the former and latter states as the treated and control groups, respectively.

Using the data, we study the effect of minimum wage policy on the outcome in 2007, which is the log of teen employment in a county. As pre-treatment covariates, we include the following county-level characteristics: log of population, log of median income, the proportion of white people, the proportion of high school graduates, poverty rate, and indicators of whether a county belongs to south or west census regions. Similar to the simulation studies, we compare two estimators

$\hat{\tau}_{\text{OREC}}$  and  $\hat{\tau}_{\text{PT}}$ . For  $\hat{\tau}_{\text{OREC}}$ , we use the median adjustment by repeating cross-fitting 25 times; see Section A.14 of the Supplementary Material for details. For  $\hat{\tau}_{\text{PT}}$ , we use the original covariate and the squares of continuous covariates. We empirically check the overlap conditions (A3) and (A4) for the identifiable conditional densities and find no strong evidence that the assumption is violated. In Section A.18 of the Supplementary Material, we provide further details on covariates and plausibility checks of the overlap conditions (A3) and (A4).

Table 7.1 summarizes the results based on the two estimators  $\hat{\tau}_{\text{OREC}}$  and  $\hat{\tau}_{\text{PT}}$ . In particular, the first two rows show estimates of the overall ATT, i.e.,  $\mathbb{E}\{Y_1^{(1)} - Y_1^{(0)} \mid A = 1\}$ , where covariates are excluded and included in the analyses, respectively. Without covariates, two estimators yield comparable results in that minimum wage policy reduces teen employment, and the estimates are significant at the 5% level. With covariates,  $\hat{\tau}_{\text{OREC}}$  yields a similar result with a slightly larger standard error, but  $\hat{\tau}_{\text{PT}}$  loses statistical significance with a smaller negative effect estimate. The findings are consistent with findings in labor economics, where minimum wage increases generally lead to decreases in teen employment (Brown et al., 1982; Neumark and Shupe, 2019).

We also study the census region-level ATTs, i.e.,  $\mathbb{E}\{Y_1^{(1)} - Y_1^{(0)} \mid A = 1, \text{census region}=z\}$  for  $z \in \{\text{south, west, midwest}\}$ . The two estimators produce slightly different results, particularly in the south census region. In particular,  $\hat{\tau}_{\text{PT}}$  is significant at 5% level, indicating empirical evidence that minimum wage policies increase teen employment. On the other hand, even though  $\hat{\tau}_{\text{OREC}}$  is also positive, there is not enough statistical evidence to conclude that minimum wage policies increase teen employment. For the other two census regions, both estimators support the labor economics literature’s finding that minimum wage policies reduce teen employment.

Region (Size, number of treated units)	Use $\mathbf{X}$	$\hat{\tau}_{\text{OREC}}$			$\hat{\tau}_{\text{PT}}$		
		Est.	SE	95% CI	Est.	SE	95% CI
Overall (2284 , 907)	No	-5.20	1.40	(-7.96 , -2.45)	-5.37	1.10	(-7.53 , -3.20)
	Yes	-4.31	1.64	(-7.53 , -1.09)	-1.99	1.09	(-4.13 , 0.16)
South (1058 , 242)	Yes	3.45	1.88	(-0.24 , 7.14)	6.26	1.75	(2.84 , 9.69)
West (225 , 126)	Yes	-12.27	4.91	(-21.89 , -2.65)	-15.18	6.72	(-28.34 , -2.02)
Midwest (1001 , 539)	Yes	-5.93	2.50	(-10.83 , -1.04)	-3.50	1.64	(-6.70 , -0.29)

Table 7.1: Summary of the Analysis of the Minimum Wage And Teen Employment Data. The numbers in Region column indicate the number of counties and the number of treated counties in each census region, respectively. Note that there is no county from the northeast census region in the data. All values in Estimate, SE, and 95% CI columns are scaled by a factor of 100. The reported standard errors and 95% confidence intervals of  $\hat{\tau}_{\text{OREC}}$  are obtained from the consistent variance estimator in Corollary 5.3.

## 7.2 Binary Outcome: Pennsylvania Traffic Data

Next, we analyze the Pennsylvania traffic data that is studied in Li and Li (2019) and Ding and Li (2019). The data consist of 1986 traffic sites in Pennsylvania of which crash histories and site-specific characteristics are measured in 2008 and 2012. We define the years 2008 and 2012 as time

0 and 1, respectively. From 2009 to 2011, centerline and shoulder rumble strips were installed in 331 traffic sites, which we consider as the treated group, whereas the other 1655 traffic sites did not receive rumble strips before 2012, which we consider the control group.

Using the data, we study the effect of installing shoulder rumble strips on crash incidence at a traffic site. Specifically, we define the outcome as the indicator of whether there has been at least one crash at a site. As pre-treatment covariates, we consider the following characteristics: speed limit, segment length in miles, pavement width, average shoulder width, number of driveways, the existence of intersections, the existence of curves, the average degree of curvature, and the average annual daily traffic volume. Since the outcome is binary, the overlap conditions (A3) and (A4) are plausible. In Section A.18 of the Supplementary Material, we provide further details on covariates and plausibility checks of the overlap conditions (A3) and (A4). Similar to the previous application, we compare the two estimators  $\hat{\tau}_{\text{OREC}}$  and  $\hat{\tau}_{\text{PT}}$ . Specifically, we use the same ML methods to obtain the former estimator, and we use the original pre-treatment covariates and the squares of continuous covariates to obtain the latter estimator.

Table 7.2 summarizes the results. The first two rows show the estimates of the overall ATT with and without covariates. Whether or not covariates are used, all ATT estimates indicate that rumble strips reduce crash incidence with estimates ranging from -2.43 to -1.78. When covariates are omitted, the two estimates are similar to each other. When covariates are used,  $\hat{\tau}_{\text{OREC}}$  shrinks toward zero whereas  $\hat{\tau}_{\text{PT}}$  becomes smaller. We find that  $\hat{\tau}_{\text{OREC}}$  has smaller standard errors than  $\hat{\tau}_{\text{PT}}$  regardless of covariate adjustment. The bottom two rows show the estimates of the subgroup ATTs among sites of which roads are curved and are narrower than 23 feet, i.e.,  $\mathbb{E}\{Y_1^{(1)} - Y_1^{(0)} \mid A = 1, \text{Curved site}\}$  and  $\mathbb{E}\{Y_1^{(1)} - Y_1^{(0)} \mid A = 1, \text{Width} \leq 23 \text{ feet}\}$ . Comparing the two subgroups, we find rumble strips are more effective for curved sites compared to sites with narrow roads. Analogous to the overall ATT estimates,  $\hat{\tau}_{\text{OREC}}$  has smaller standard errors than  $\hat{\tau}_{\text{PT}}$ . The overall ATTs are nonsignificant at 5% level, agreeing with the inconclusive findings in Li and Li (2019); similarly, despite some variations, the subgroup ATTs are also nonsignificant at 5% level.

Subgroup (Size, number of treated units)	Use $\mathbf{X}$	$\hat{\tau}_{\text{OREC}}$			$\hat{\tau}_{\text{PT}}$		
		Est.	SE	95% CI	Est.	SE	95% CI
Overall (1986 , 331)	No	-2.43	3.43	(-9.16 , 4.29)	-2.42	3.59	(-9.44 , 4.61)
	Yes	-1.78	3.48	(-8.60 , 5.04)	-2.79	3.69	(-10.01 , 4.43)
Curved site (1144 , 188)	Yes	-6.10	4.89	(-15.69 , 3.49)	-7.80	4.84	(-17.28 , 1.68)
Width $\leq 23$ feet (1366 , 189)	Yes	-1.14	4.83	(-10.61 , 8.33)	-3.61	4.95	(-13.31 , 6.09)

Table 7.2: Summary of the Analysis of the Pennsylvania Traffic Data. The numbers in Subgroup column indicate the number of units and the number of treated units in each subgroup, respectively. All values in Estimate, SE, and 95% CI columns are expressed in percentage points. The reported standard errors and 95% confidence intervals of  $\hat{\tau}_{\text{OREC}}$  are obtained from the consistent variance estimator in Corollary 5.3.

## 8 Concluding Remarks

In this paper, we have proposed a framework for identifying and estimating the ATT under an OREC assumption instead of the PT assumption focusing on the canonical two-period and two-group setting. We derived the EIF and the semiparametric efficiency bound for  $\tau_0^*$  in a nonparametric model for the observed data. Using the EIF, we constructed the estimator of the ATT with all nuisance parameters estimated with recently developed nonparametric methods. The estimator was established to have a mixed-bias structure in the sense that the estimator is  $N^{1/2}$ -consistent and asymptotically normal if two out of three, but not necessarily all, nuisance components at each time point are estimated at sufficiently fast rates. We verified the derived statistical theoretical properties of the estimator using simulation studies for continuous and binary outcome settings. We applied our method to real-world examples in labor economics and in traffic safety evaluation.

We provide some approaches to assess causal conclusions obtained from the OREC assumptions. The OREC assumption, per se, involves the counterfactual data (i.e.,  $Y_1^{(0)} \mid (A = 1)$ ), and therefore it cannot be directly tested based on the observed data. Nevertheless, if there are multiple pre-treatment time periods available for the analysis, researchers might wish to evaluate the plausibility of the OREC assumption through a placebo test. This involves examining the behavior of the generalized odds ratio across pre-treatment time periods; see Section A.15 of the Supplementary Material for details.

We end the paper by suggesting some future directions worth investigating. First, we may extend the methodology to multiple time periods under a general class of treatment patterns with or without staggered adoption settings. Similar to [Shahn et al. \(2022\)](#), we believe the structural nested mean models can be identified under a longitudinal version of the OREC assumption with iterated (non)parametric estimating equations. Second, we may relax the OREC assumption by assuming the two odds ratios are connected through a more general relationship, say  $\alpha_1 = \phi(\alpha_0)$  where the link function  $\phi$  may not be the identity function. We postulate that bespoke instrumental variables ([Dukes et al., 2022](#)), valid instrumental variables ([Hernán and Robins, 2006](#)), or proxy variables ([Tchetgen Tchetgen et al., 2020](#)) may be useful to identify  $\phi$  in such settings; such potential extensions of OREC-based methods will be considered elsewhere.

## A Additional Details of the Main Paper

### A.1 Details on Assumptions

First, we illustrate the support conditions in Figure A.1.

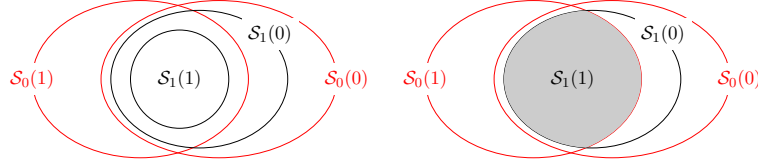


Figure A.1: Graphical Illustrations of the Four Supports Under (A3) and (A4) (left panel) And Under (A3)-(A5) (right panel). The black ellipses depict supports at time 1, and the red ellipses depict supports at time 0. Note that Assumptions (A3) and (A4) are  $\mathcal{S}_1(1) \subseteq \mathcal{S}_1(0)$ ,  $\mathcal{S}_1(1) \subseteq \mathcal{S}_0(1)$ , and  $\mathcal{S}_1(0) \subseteq \mathcal{S}_0(0)$ .

We compare our support conditions (i.e., (A3) and (A4)) to those in Athey and Imbens (2006). In their work, the treatment-free potential outcomes  $Y_t^{(0)}$  are determined as  $Y_t^{(0)} = h(U, t)$  where  $U$  is a latent variable of a study unit and  $h(u, t)$  is a nonlinear function that is strictly increasing in  $u$ . In their framework, the support of  $U \mid (A = 1, t)$  is included in that of  $U \mid (A = 0, t)$ , i.e.,  $\text{supp}(U \mid A = 1, t) \subseteq \text{supp}(U \mid A = 0, t)$  for  $t = 0, 1$ . As a consequence, the supports of the potential outcomes satisfy  $\text{supp}(Y_0^{(0)} \mid A = 1) \subseteq \text{supp}(Y_0^{(0)} \mid A = 0)$  and  $\text{supp}(Y_1^{(0)} \mid A = 1) \subseteq \text{supp}(Y_1^{(0)} \mid A = 0)$ . The former condition corresponds to Assumption (A3) when covariates are not considered. Our framework does not require the latter, but Athey and Imbens (2006) does not require Assumption (A4), either. Therefore, there is no deterministic relationship between our and their support conditions. However, their work requires an additional condition that the support of  $U \mid (A, t)$  is not allowed to change over time, i.e.,

$$\text{supp}(U \mid A = a, t) = \text{supp}(U \mid A = a, t) \quad \text{for } a = 0, 1. \quad (10)$$

Condition (10) can be stronger than (A4) according to the form of  $h(u, t)$ . For instance, if  $h(\cdot, t)$  is the identity function for both  $t = 0, 1$ , (10) implies  $\mathcal{S}_1(0) = \mathcal{S}_0(0)$  and  $\mathcal{S}_1(1) = \mathcal{S}_0(1)$ , which is stronger than Assumption (A4).

Next, we show that the OREC assumption does not restrict the observed data if Assumptions (A1)-(A4) are satisfied. We can rewrite the OREC assumption as

$$\underbrace{\frac{f_0^*(y \mid 1, \mathbf{x})}{f_0^*(0 \mid 1, \mathbf{x})} \frac{f_0^*(0 \mid 0, \mathbf{x})}{f_0^*(y \mid 0, \mathbf{x})} \frac{f_1^*(y \mid 0, \mathbf{x})}{f_1^*(0 \mid 0, \mathbf{x})}}_{=:\mathcal{L}(y, \mathbf{x}), \text{ observed data}} = \underbrace{\frac{f_1^*(y \mid 1, \mathbf{x})}{f_1^*(0 \mid 1, \mathbf{x})}}_{=:\mathcal{R}(y, \mathbf{x}), \text{ counterfactual data}} \quad \text{for } (y, \mathbf{x}) \in \mathcal{S}_1(0) \quad (11)$$

First, suppose Assumptions (A1)-(A4) are satisfied. Then, the left hand side is well-defined over  $(y, \mathbf{x}) \in \mathcal{S}_0(0)$  (to rule out division by zero cases), and is non-zero over  $(y, \mathbf{x}) \in \mathcal{S}_0(1) \cap \mathcal{S}_1(0)$ . The right hand side is non-zero over  $(y, \mathbf{x}) \in \mathcal{S}_1(1) \subseteq \mathcal{S}_0(1) \cap \mathcal{S}_1(0)$ , and it must satisfy the following two

restrictions for any counterfactual density  $f_1^*(y \mid 1, \mathbf{x})$ : (R1)  $\mathcal{R}(0, \mathbf{x}) = 1$  and (R2)  $\mathcal{R}(y, \mathbf{x}) = 0$  for  $(y, \mathbf{x}) \in \{\mathcal{S}_0(1) \cap \mathcal{S}_1(0)\}^c$ . Restriction (R1) is from the definition of the odds function, and restriction (R2) is from  $\mathcal{S}_1(1) \subseteq \{\mathcal{S}_0(1) \cap \mathcal{S}_1(0)\}$ . Restrictions other than (R1) and (R2) are dependent on the form of the counterfactual density  $f_1^*(y \mid 1, \mathbf{x})$  and thus cannot be empirically verified.

If the OREC assumption (A5) is also assumed on top of Assumptions (A1)-(A4), the left hand side now must satisfy the following restrictions: (i) the supports of the left and right hand sides are equal, i.e.,  $\mathcal{S}_0(1) \cap \mathcal{S}_1(0) = \mathcal{S}_1(1)$  and (ii) the left hand side must satisfy the two restrictions (R1) and (R2) that are satisfied by the right hand side. For (i), note that we have  $\mathcal{S}_1(1) = \{\mathcal{S}_0(1) \cap \mathcal{S}_1(0)\} \subseteq \mathcal{S}_0(0)$  and  $\mathcal{S}_1(1) \subseteq \{\mathcal{S}_0(1) \cap \mathcal{S}_1(0)\} \subseteq \mathcal{S}_0(0)$  with and without (A5), respectively. Therefore, regardless of Assumption (A5), the three supports of the observed data (i.e.,  $\mathcal{S}_0(0)$ ,  $\mathcal{S}_0(1)$ , and  $\mathcal{S}_1(0)$ ) are not further restricted by assuming (A5). For (ii), the left hand side already satisfies restrictions (R1) and (R2) without the OREC assumption because (R1):  $\mathcal{L}(0, \mathbf{x}) = 1$  due to its form and (R2):  $\mathcal{L}(y, \mathbf{x}) = 0$  over  $(y, \mathbf{x}) \in \mathcal{S}_0(1)^c$  or  $(y, \mathbf{x}) \in \mathcal{S}_1(0)^c$ , implying  $\mathcal{L}(y, \mathbf{x}) = 0$  for  $\{\mathcal{S}_0(1) \cap \mathcal{S}_1(0)\}^c$ . Therefore, even though we further invoke Assumption (A5) on top of Assumptions (A1)-(A4), there is no additional restriction on the left hand side, implying that the OREC assumption does not restrict the observed data.

## A.2 Relationship between Parallel Trend and Odds Ratio Equi-confounding Assumptions

We illustrate the relationship between PT and OREC assumptions under standard Gaussian models. Suppose the potential outcomes are normally distributed as  $Y_t^{(0)} \mid A, \mathbf{X} \sim N(\mu_t(A, \mathbf{X}), \sigma^2(\mathbf{X}))$ . The PT assumption states that  $\mu_1(1, \mathbf{X}) - \mu_1(0, \mathbf{X}) = \mu_0(1, \mathbf{X}) - \mu_0(0, \mathbf{X})$ . Moreover, the odds ratio at time  $t$  is given by

$$\begin{aligned} \alpha_t(y, \mathbf{X}) &= \exp \left[ - \frac{\{y - \mu_t(1, \mathbf{X})\}^2 + \{0 - \mu_t(0, \mathbf{X})\}^2 - \{0 - \mu_t(1, \mathbf{X})\}^2 - \{y - \mu_t(0, \mathbf{X})\}^2}{2\sigma^2(\mathbf{X})} \right] \\ &= \exp \left[ \frac{y\{\mu_t(1, \mathbf{X}) - \mu_t(0, \mathbf{X})\}}{\sigma^2(\mathbf{X})} \right]. \end{aligned}$$

Therefore, the OREC assumption is equivalent to  $\mu_1(1, \mathbf{X}) - \mu_1(0, \mathbf{X}) = \mu_0(1, \mathbf{X}) - \mu_0(0, \mathbf{X})$ , which is identical to the PT assumption.

Next, suppose that the outcome is heteroskedastic across time, i.e.,  $Y_t^{(0)} \mid A, \mathbf{X} \sim N(\mu_t(A, \mathbf{X}), \sigma_t^2(\mathbf{X}))$ . Note that the PT assumption remains the same as  $\mu_1(1, \mathbf{X}) - \mu_1(0, \mathbf{X}) = \mu_0(1, \mathbf{X}) - \mu_0(0, \mathbf{X})$ . However, the odds ratio at time  $t$  is  $\alpha_t(y, \mathbf{X}) = \exp[y\sigma_t^{-2}(\mathbf{X})\{\mu_t(1, \mathbf{X}) - \mu_t(0, \mathbf{X})\}]$ . Therefore, the OREC assumption is equivalent to  $\sigma_1^{-2}(\mathbf{X})\{\mu_1(1, \mathbf{X}) - \mu_1(0, \mathbf{X})\} = \sigma_0^{-2}(\mathbf{X})\{\mu_0(1, \mathbf{X}) - \mu_0(0, \mathbf{X})\}$  which in this case differs from the PT assumption.

From similar algebra, we establish the following relationships between PT and OREC:

$$(i) \text{ (Gaussian) } Y_t^{(0)} \mid (A, \mathbf{X}) \sim N(\mu_t(A, \mathbf{X}), \sigma_t^2(A))$$

$$\text{PT} \quad \Leftrightarrow \quad \mu_1(1, \mathbf{X}) - \mu_1(0, \mathbf{X}) = \mu_0(1, \mathbf{X}) - \mu_0(0, \mathbf{X}) ,$$



$$\text{OREC} \quad \Leftrightarrow \quad \sigma_1^{-2}(\mathbf{X})\{\mu_1(1, \mathbf{X}) - \mu_1(0, \mathbf{X})\} = \sigma_0^{-2}(\mathbf{X})\{\mu_0(1, \mathbf{X}) - \mu_0(0, \mathbf{X})\} .$$

$$(ii) \text{ (Binomial)} \ Y_t^{(0)} \mid (A, \mathbf{X}) \sim \text{Bin}(M(\mathbf{X}), p_t(A, \mathbf{X}))$$

$$\text{PT} \quad \Leftrightarrow \quad p_1(1, \mathbf{X}) - p_1(0, \mathbf{X}) = p_0(1, \mathbf{X}) - p_0(0, \mathbf{X}) ,$$

$$\text{OREC} \quad \Leftrightarrow \quad \frac{p_1(1, \mathbf{X})\{1 - p_1(0, \mathbf{X})\}}{\{1 - p_1(1, \mathbf{X})\}p_1(0, \mathbf{X})} = \frac{p_0(1, \mathbf{X})\{1 - p_0(0, \mathbf{X})\}}{\{1 - p_0(1, \mathbf{X})\}p_0(0, \mathbf{X})} .$$

We remark that the Bernoulli distribution is a special case when  $M(\mathbf{X}) = 1$ .

$$(iii) \text{ (Negative Binomial)} \ Y_t^{(0)} \mid (A, \mathbf{X}) \sim \text{NegBin}(M(\mathbf{X}), p_t(A, \mathbf{X}))$$

$$\text{PT} \quad \Leftrightarrow \quad \frac{p_1(1, \mathbf{X})}{1 - p_1(1, \mathbf{X})} - \frac{p_1(0, \mathbf{X})}{1 - p_1(0, \mathbf{X})} = \frac{p_0(1, \mathbf{X})}{1 - p_0(1, \mathbf{X})} - \frac{p_0(0, \mathbf{X})}{1 - p_0(0, \mathbf{X})} ,$$

$$\text{OREC} \quad \Leftrightarrow \quad \frac{1 - p_1(1, \mathbf{X})}{1 - p_1(0, \mathbf{X})} = \frac{1 - p_0(1, \mathbf{X})}{1 - p_0(0, \mathbf{X})} .$$

We remark that the geometric distribution is a special case when  $M(\mathbf{X}) = 1$ .

$$(iv) \text{ (Poisson)} \ Y_t^{(0)} \mid (A, \mathbf{X}) \sim \text{Poisson}(\mu_t(A, \mathbf{X}))$$

$$\text{PT} \quad \Leftrightarrow \quad \mu_1(1, \mathbf{X}) - \mu_1(0, \mathbf{X}) = \mu_0(1, \mathbf{X}) - \mu_0(0, \mathbf{X}) ,$$

$$\text{OREC} \quad \Leftrightarrow \quad \mu_1(1, \mathbf{X})/\mu_1(0, \mathbf{X}) = \mu_0(1, \mathbf{X})/\mu_0(0, \mathbf{X}) .$$

$$(v) \text{ (Gamma)} \ Y_t^{(0)} \mid (A, \mathbf{X}) \sim \text{Gamma}(\kappa_t(\mathbf{X}), \lambda_t(A, \mathbf{X}))$$

$$\text{PT} \quad \Leftrightarrow \quad \kappa_1(\mathbf{X})\{\lambda_1(1, \mathbf{X}) - \lambda_1(0, \mathbf{X})\} = \kappa_0(\mathbf{X})\{\lambda_0(1, \mathbf{X}) - \lambda_0(0, \mathbf{X})\}$$

$$\text{OREC} \quad \Leftrightarrow \quad \lambda_1^{-1}(1, \mathbf{X}) - \lambda_1^{-1}(0, \mathbf{X}) = \lambda_0^{-1}(1, \mathbf{X}) - \lambda_0^{-1}(0, \mathbf{X}) .$$

We remark that the exponential distribution is a special case when  $\kappa_t(\mathbf{X}) = 1$ .

Under additional conditions, we can establish an interesting relationship between the PT and OREC assumptions. To ensure that both odds ratio functions are well-defined, we suppose Assumption (A3) and its counterpart at time 0 hold, i.e.,  $\mathcal{S}_t(1) \subseteq \mathcal{S}_t(0)$  for  $t = 0, 1$  throughout this Section. Following Chen (2007) and Tchetgen Tchetgen et al. (2010), one may parametrize the conditional distribution of  $Y_t^{(0)} \mid (A, \mathbf{X})$  in terms of the odds ratio  $\alpha_t(y, \mathbf{x})$  and the outcome's baseline density  $f_{t0}(y \mid \mathbf{x}) := f_t(y \mid 0, \mathbf{x})$  for  $t = 0, 1$ . This is because  $f_t(y \mid 1, \mathbf{x})$ , the conditional density of  $Y_t^{(0)}$  given  $(A = 1, \mathbf{X} = \mathbf{x})$ , admits the following representation in terms of  $\alpha_t$  and  $f_{t0}$  as  $f_t(y \mid 1, \mathbf{x}) = \{\alpha_t(y, \mathbf{x})f_{t0}(y \mid \mathbf{x})\} / \{\int \alpha_t(z, \mathbf{x})f_{t0}(z \mid \mathbf{x}) dz\}$  given that  $\int \alpha_t(z, \mathbf{x})f_{t0}(y \mid \mathbf{x}) dz < \infty$ . A key property of this parametrization is that  $\alpha_t$  and  $f_{t0}$  are variationally independent, meaning that the functional form of one parameter does not restrict the functional form of the other. Therefore, the specification of one nuisance component does not restrict one's ability to specify the other. An important property of the OREC assumption is that it solely restricts the relationship between  $\alpha_0$

and  $\alpha_1$ , and consequently,  $\alpha_t$  and  $f_{t0}$  are guaranteed to remain variationally independent for each  $t$  and so are  $f_{00}$  and  $f_{10}$ . In contrast, in order to ensure variational independence between  $\alpha_t$  and  $f_{t0}$  under PT, not only must  $\alpha_0$  and  $\alpha_1$  be related to each other, but so must  $f_{00}$  and  $f_{10}$ . Specifically, there must be a deterministic relationship between  $\alpha_0$  and  $\alpha_1$  that does not depend on the baseline densities  $(f_{00}, f_{10})$ , and likewise, there must be a relationship linking  $(f_{00}, f_{10})$ . Figure A.2 visually describes this result.

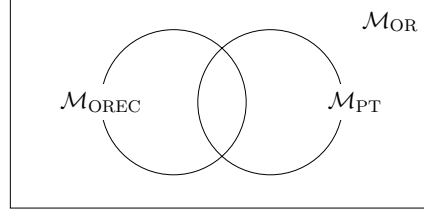


Figure A.2: A Visual Illustration of Lemma A.1. The three models are submodels of  $\mathcal{M}_{\text{VI}} = \{P(\mathbf{O}) \mid \alpha_t \text{ and } f_{t0} \text{ are variationally independent for } t = 0, 1\}$  with the following forms:  $\mathcal{M}_{\text{PT}} = \{P(\mathbf{O}) \in \mathcal{M}_{\text{VI}} \mid \text{The PT assumption (PT) holds}\}$ ,  $\mathcal{M}_{\text{OREC}} = \{P(\mathbf{O}) \in \mathcal{M}_{\text{VI}} \mid \text{The OREC assumption holds, i.e., } \alpha_0 = \alpha_1\}$ ,  $\mathcal{M}_{\text{OR}} = \{P(\mathbf{O}) \in \mathcal{M}_{\text{VI}} \mid \alpha_1 \text{ and } \alpha_0 \text{ has a deterministic relationship does not depend on } (f_{00}, f_{10})\}$ .

To formally state the result, we introduce additional notation. Let  $\mathcal{F}_{tX}$  and  $\mathcal{F}_X$  be collections of functions defined over the supports of  $(Y_t^{(0)}, \mathbf{X})$  and  $\mathbf{X}$ , respectively. For each  $\mathbf{x}$ , let  $\mathcal{T}_{\mathbf{x}} : \mathcal{F}_{tX}^{\otimes 2} \rightarrow \mathcal{F}_X$  be an operator of the form

$$\mathcal{T}_{\mathbf{x}}(\alpha_t, f_{t0}) = \frac{\int y \alpha_t(y, \mathbf{x}) f_{t0}(y \mid \mathbf{x}) dy}{\int \alpha_t(y, \mathbf{x}) f_{t0}(y \mid \mathbf{x}) dy} - \int y f_{t0}(y \mid \mathbf{x}) dy .$$

The operator  $\mathcal{T}_{\mathbf{x}}(\alpha_t, f_{t0})$  measures confounding bias on the additive scale at time  $t$  corresponding to given  $(\alpha_t, f_{t0})$  functions, at a given value of  $\mathbf{x}$  i.e.,  $\mathcal{T}_{\mathbf{x}}(\alpha_t, f_{t0}) = \mathbb{E}_{\alpha_t, f_{t0}}\{Y_t^{(0)} \mid A = 1, \mathbf{X} = \mathbf{x}\} - \mathbb{E}_{\alpha_t, f_{t0}}\{Y_t^{(0)} \mid A = 0, \mathbf{X} = \mathbf{x}\}$  where  $\mathbb{E}_{\alpha_t, f_{t0}}$  is the expectation operator evaluated with respect to the conditional density of  $Y_t^{(0)} \mid (A = a, \mathbf{X} = \mathbf{x})$  parametrized by  $(\alpha_t, f_{t0})$ ; see the last paragraph of this Section for details on the operator  $\mathcal{T}_{\mathbf{x}}$ . Lemma A.1 states the formal result.

**Lemma A.1.** *Suppose  $\mathcal{S}_t(1) \subseteq \mathcal{S}_t(0)$  ( $t = 0, 1$ ) and the following injectivity condition hold: (Injectivity) for each  $(y, f_{t0})$ , there exists an injective mapping  $\varphi_{y, f_{t0}} : \mathcal{F}_X \rightarrow \mathcal{F}_{tX}$  satisfying  $\varphi_{y, f_{t0}}(\mathcal{T}_{\mathbf{x}}(\alpha_t, f_{t0})) = \alpha_t(y, \mathbf{x})$ . If the parallel trend assumption (PT) holds, then  $\alpha_t$  can be variationally independent with  $f_{t0}$  for  $t = 0, 1$  if and only if there exists an one-to-one function  $\phi : \mathcal{F}_{0X} \rightarrow \mathcal{F}_{1X}$  satisfying  $\alpha_1(y, \mathbf{x}) = \phi(\alpha_0(y, \mathbf{x}))$  where  $\phi$  does not depend on  $(f_{00}, f_{10})$ . Additionally, the baseline densities  $f_{00}$  and  $f_{10}$  are variationally dependent under the PT assumption through the restriction  $\mathcal{T}_{\mathbf{x}}(\phi(\alpha), f_{10}) - \mathcal{T}_{\mathbf{x}}(\alpha, f_{00}) = 0$  for any odds ratio function  $\alpha$ .*

We remark that the injectivity condition is satisfied for a wide collection of standard outcome distributions including the normal and binomial distributions as well as the exponential likelihood family satisfying certain regularity conditions; see the next paragraph. Lemma A.1 implies that, under the PT assumption and injectivity condition, the relationship in Figure A.2 holds, i.e., the

odds ratios at times 0 and 1 must necessarily be related to each other for variational independence to hold between the odds ratio  $\alpha_t$  and the outcome's baseline density  $f_{t0}$  for both time periods. In other words, for the odds ratio parameter and the outcome's baseline density to be freely specified under PT, it is necessary to restrict the relationship between the odds ratio functions across time periods. The result essentially states that identifying the ATT will necessarily involve restricting the relationship between the two odds ratio functions even under the common PT assumption. Furthermore, unlike OREC, PT further induces a relationship linking potential outcomes' baseline densities. We plan to explore the scope for identification when  $\phi$  is unspecified in future research.

Next, we consider the following three examples that satisfy the injectivity condition in Lemma A.1.

- (i) (*Example 1: Gaussian*) Suppose that  $Y_t^{(0)} \mid A, \mathbf{X} \sim N(\mu_t(A, \mathbf{X}), \sigma_t^2(\mathbf{X}))$ . Then,

$$\alpha_t(y, \mathbf{x}) = \exp \left[ \frac{y \{ \mu_t(1, \mathbf{x}) - \mu_t(0, \mathbf{x}) \}}{\sigma_t^2(\mathbf{x})} \right], \quad \mathcal{T}_{\mathbf{x}}(\alpha_t, f_{t0}) = \mu_t(1, \mathbf{x}) - \mu_t(0, \mathbf{x}).$$

Therefore,

$$\varphi_{y, f_{t0}}(\mathcal{T}_{\mathbf{x}}(\alpha_t, f_{t0})) = \exp \left\{ \frac{y \cdot \mathcal{T}_{\mathbf{x}}(\alpha_t, f_{t0})}{\sigma_t^2(\mathbf{x})} \right\}, \quad \varphi_{y, f_{t0}}^{-1}(\alpha_t(y, \mathbf{x})) = \frac{\log \{ \alpha_t(y, \mathbf{x}) \} \sigma_t^2(\mathbf{x})}{y}.$$

Note that these mappings are injective when  $(y, f_{t0})$  are fixed. Therefore, the relationship between  $\alpha_1$  and  $\alpha_0$  is

$$\alpha_1(y, \mathbf{x}) = \varphi_{y, f_{10}}(\varphi_{y, f_{00}}^{-1}(\alpha_0(y, \mathbf{x}))) = \{ \alpha_0(y, \mathbf{x}) \}^{\sigma_0^2(\mathbf{x})/\sigma_1^2(\mathbf{x})}.$$

As a conclusion,  $\alpha_t$  and  $f_{t0}$  are variationally independent if  $\sigma_0^2(\mathbf{x})/\sigma_1^2(\mathbf{x})$  is equal to a function  $c(\mathbf{x})$  that does not depend on  $(f_{10}, f_{00})$ .

- (ii) (*Example 2: Binomial*) Suppose that  $Y_t^{(0)} \mid A, \mathbf{X} \sim \text{Ber}(p_t(A, \mathbf{X}))$ . Then, we find the odds ratio and the operator  $\mathcal{T}_{\mathbf{x}}$  have the following forms:

$$\alpha_t(y, \mathbf{x}) = \frac{p_t(1, \mathbf{x}) \{1 - p_t(0, \mathbf{x})\}}{\{1 - p_t(1, \mathbf{x})\} p_t(0, \mathbf{x})} y + (1 - y), \quad \mathcal{T}_{\mathbf{x}}(\alpha_t, f_{t0}) = p_t(1, \mathbf{x}) - p_t(0, \mathbf{x}).$$

Therefore,  $\varphi_{y, f_{t0}}$  and  $\varphi_{y, f_{t0}}^{-1}$  are

$$\begin{aligned} \varphi_{y, f_{t0}}(\mathcal{T}_{\mathbf{x}}(\alpha_t, f_{t0})) &= \frac{\mathcal{T}_{\mathbf{x}}(\alpha_t, f_{t0}) + p_t(0, \mathbf{x})}{1 - \mathcal{T}_{\mathbf{x}}(\alpha_t, f_{t0}) - p_t(0, \mathbf{x})} \frac{1 - p_t(0, \mathbf{x})}{p_t(0, \mathbf{x})} y + (1 - y), \\ \varphi_{y, f_{t0}}^{-1}(\alpha_t(y, \mathbf{x})) &= \frac{p_t(0, \mathbf{x}) \{1 - p_t(0, \mathbf{x})\} \{ \alpha_t(y, \mathbf{x}) - 1 \}}{\alpha_t(y, \mathbf{x}) p_t(0, \mathbf{x}) - p_t(0, \mathbf{x}) + 1}. \end{aligned}$$

Note that these mappings are injective when  $(y, f_{t0})$  are fixed. Therefore, the relationship between  $\alpha_1$  and  $\alpha_0$  is

$$\alpha_1(y, \mathbf{x}) = \varphi_{y, f_{10}}(\varphi_{y, f_{00}}^{-1}(\alpha_0(y, \mathbf{x})))$$

$$= \frac{\frac{p_0(0, \mathbf{x})\{1 - p_0(0, \mathbf{x})\}\{\alpha_0(y, \mathbf{x}) - 1\}}{\alpha_0(y, \mathbf{x})p_0(0, \mathbf{x}) - p_0(0, \mathbf{x}) + 1} + p_1(0, \mathbf{x})}{1 - \frac{p_0(0, \mathbf{x})\{1 - p_0(0, \mathbf{x})\}\{\alpha_0(y, \mathbf{x}) - 1\}}{\alpha_0(y, \mathbf{x})p_0(0, \mathbf{x}) - p_0(0, \mathbf{x}) + 1} - p_1(0, \mathbf{x})} \frac{1 - p_1(0, \mathbf{x})}{p_1(0, \mathbf{x})} y + (1 - y) .$$

Therefore,  $\alpha_t$  and  $f_{t0}$  are variationally independent if  $p_1(\mathbf{x}) = p_0(\mathbf{x})$ ; in this case,  $\alpha_1 = \alpha_0$ .

- (iii) (*Example 3: Linear Exponential Family*) Suppose the conditional density of the outcome belongs to an exponential family of the following form with appropriately chosen  $\eta_t$ ,  $\xi_t$ ,  $g_t$ , and  $\mathcal{A}_t$ :

$$f_t(y \mid a, \mathbf{x}) \propto \exp \{ \eta_t(a, \mathbf{x})y + \xi_t(\mathbf{x})g_t(y) - \mathcal{A}_t(\eta_t(a, \mathbf{x}), \xi_t(\mathbf{x})) \} ,$$

where the derivative of the log partition function  $\mathcal{A}_t$  with respect to the first argument is an injective mapping of the first argument, i.e.,  $\mathcal{B}_t(\eta, \xi) := \{ \partial \mathcal{A}_t(w, \xi) / \partial w \} |_{w=\eta}$  satisfies that  $\eta \neq \eta'$  implies  $\mathcal{B}_t(\eta, \xi) \neq \mathcal{B}_t(\eta', \xi)$ . We find the odds ratio and the operator  $\mathcal{T}_\mathbf{x}$  are given as

$$\alpha_t(y, \mathbf{x}) = \exp [y \{ \eta_t(1, \mathbf{x}) - \eta_t(0, \mathbf{x}) \}] , \quad \mathcal{T}_\mathbf{x}(\alpha_t, f_{t0}) = \mathcal{B}_t(\eta_t(1, \mathbf{x}), \xi_t(\mathbf{x})) - \mathcal{B}_t(\eta_t(0, \mathbf{x}), \xi_t(\mathbf{x})) .$$

Let  $\mathcal{B}_t^{-1}$  be the inverse map of  $\mathcal{B}_t(\cdot, \xi_t(\mathbf{x}))$  that satisfies  $\mathcal{B}_t(\mathcal{B}_t^{-1}(b(y, \mathbf{x})), \xi_t(\mathbf{x})) = b(y, \mathbf{x})$  for any function  $b$ . Note that  $\mathcal{B}_t(\eta_t(0, \mathbf{x}), \xi_t(\mathbf{x}))$  depends on  $f_{t0}$  through  $\eta_t(0, \mathbf{x})$  and  $\xi_t(\mathbf{x})$ , and  $\mathcal{B}_t^{-1}$  depends on the baseline density  $f_{t0}$  through  $\xi_t(\mathbf{x})$ . We find

$$\eta_t(1, \mathbf{x}) = \mathcal{B}_t^{-1}(\mathcal{T}_\mathbf{x}(\alpha_t, f_{t0}) + \mathcal{B}_t(\eta_t(0, \mathbf{x}), \xi_t(\mathbf{x}))) .$$

Consequently,  $\varphi_{y, f_{t0}}$  and  $\varphi_{y, f_{t0}}^{-1}$  are

$$\begin{aligned} \varphi_{y, f_{t0}}(\mathcal{T}_\mathbf{x}(\alpha_t, f_{t0})) &= \exp [y \{ \eta_t(1, \mathbf{x}) - \eta_t(0, \mathbf{x}) \}] \\ &= \exp [y \{ \mathcal{B}_t^{-1}(\mathcal{T}_\mathbf{x}(\alpha_t, f_{t0}) + \mathcal{B}_t(\eta_t(0, \mathbf{x}), \xi_t(\mathbf{x}))) - \eta_t(0, \mathbf{x}) \}] , \\ \varphi_{y, f_{t0}}^{-1}(\alpha_t(y, \mathbf{x})) &= \mathcal{B}_t(\{ \log \alpha_t(y, \mathbf{x}) \} / y + \eta_t(0, \mathbf{x}), \xi_t(\mathbf{x})) - \mathcal{B}_t(\eta_t(0, \mathbf{x}), \xi_t(\mathbf{x})) . \end{aligned}$$

Therefore, we find  $\alpha_1(y, \mathbf{x}) = \varphi_{y, f_{10}}(\varphi_{y, f_{00}}^{-1}(\alpha_0(y, \mathbf{x})))$  where

$$\begin{aligned} \alpha_1(y, \mathbf{x}) &= \varphi_{y, f_{10}}(\varphi_{y, f_{00}}^{-1}(\alpha_0(y, \mathbf{x}))) \\ &= \exp \left[ y \left\{ \mathcal{B}_1^{-1} \left( \begin{array}{c} \mathcal{B}_0(\{ \log \alpha_0(y, \mathbf{x}) \} / y + \eta_0(0, \mathbf{x}), \xi_0(\mathbf{x})) \\ -\mathcal{B}_0(\eta_0(0, \mathbf{x}), \xi_0(\mathbf{x})) + \mathcal{B}_1(\eta_1(0, \mathbf{x}), \xi_1(\mathbf{x})) \end{array} \right) - \eta_1(0, \mathbf{x}) \right\} \right] . \end{aligned}$$

To make  $\alpha_t$  and  $f_{t0}$  variationally independent,  $\varphi_{y, f_{10}} \circ \varphi_{y, f_{00}}^{-1}$  should not depend on  $\mathcal{B}_t(\cdot, \xi_t(\mathbf{x}))$ ,  $\eta_t(0, \mathbf{x})$ , and  $\xi_t(\mathbf{x})$ . Note that (*Example 1: Gaussian*) and (*Example 2: Binomial*) are special cases of (*Example 3: Linear Exponential Family*) with

(*Example 1: Gaussian*)

$$\eta_t(a, \mathbf{x}) = \frac{\mu_t(a, \mathbf{x})}{\sigma_t^2(\mathbf{x})} , \quad \xi_t(\mathbf{x}) = -\frac{1}{2\sigma_t^2(\mathbf{x})} , \quad g_t(y) = y^2 , \quad \mathcal{A}_t(\eta_t, \xi_t) = -\frac{\eta_t^2}{4\xi_t} - 0.5 \log(-2\xi_t) .$$

(Example 2: Binomial)

$$\eta_t(a, \mathbf{x}) = \log \frac{p_t(a, \mathbf{x})}{1 - p_t(a, \mathbf{x})} , \quad \xi_t(\mathbf{x}) = 0 , \quad g_t(y) = 0 , \quad \mathcal{A}_t(\eta_t, \xi_t) = \log\{1 + \exp(\eta_t)\} .$$

### A.3 Data Generating Processes Satisfying the Odds Ratio Equi-confounding Assumption

We consider the following three examples that are popular in practice:

- (i) (*Continuous*) Suppose the outcomes are generated from the following model:

$$Y_0^{(0)} = b_0(\mathbf{X}) + U_0 , \quad Y_1^{(0)} = b_1(\mathbf{X}) + U_1 .$$

Here,  $(U_0, U_1)$  are unobserved random variables following  $U_t \mid (A, \mathbf{X}) \sim N(\nu(A, \mathbf{X}), \sigma_U^2(\mathbf{X}))$ , and  $(U_0, U_1)$  are allowed to have an arbitrary correlation structure. The function  $b_t(\mathbf{X})$  models the unit's time-specific mean level. Therefore, we find

$$\begin{aligned} Y_0^{(0)} \mid (A, \mathbf{X}) &\sim N(b_0(\mathbf{X}) + \nu(A, \mathbf{X}), \sigma_U^2(\mathbf{X})) \\ Y_1^{(0)} \mid (A, \mathbf{X}) &\sim N(b_1(\mathbf{X}) + \nu(A, \mathbf{X}), \sigma_U^2(\mathbf{X})) , \end{aligned}$$

which satisfies the OREC and PT assumptions as well.

- (ii) (*Binary*) Suppose the outcomes are generated from the following latent variable model:

$$Y_0^{(0)} = \mathbb{1}\{b_0(\mathbf{X}) + U_0 \geq 0\} , \quad Y_1^{(0)} = \mathbb{1}\{b_1(\mathbf{X}) + U_1 \geq 0\} ,$$

Here,  $(U_0, U_1)$  are unobserved random variables following  $U_t \mid (A, \mathbf{X}) \sim \text{Logistic}(\nu(A, \mathbf{X}), \sigma_U(\mathbf{X}))$ , and  $(U_0, U_1)$  are allowed to have an arbitrary correlation structure. The function  $b_t(\mathbf{X})$  models the unit's time-specific base level. The treatment-free potential outcomes are discretized value in the indicator functions. Then, after some algebra, we find

$$\begin{aligned} Y_0^{(0)} \mid (A, \mathbf{X}) &\sim \text{Ber}\left(\text{expit}\left(\frac{b_0(\mathbf{X}) + \nu(A, \mathbf{X})}{\sigma_U(\mathbf{X})}\right)\right) , \\ Y_1^{(0)} \mid (A, \mathbf{X}) &\sim \text{Ber}\left(\text{expit}\left(\frac{b_1(\mathbf{X}) + \nu(A, \mathbf{X})}{\sigma_U(\mathbf{X})}\right)\right) . \end{aligned}$$

which satisfies the OREC assumption.

- (iii) (*Count*) Suppose the outcomes are generated from the following binomial model:

$$Y_0^{(0)} \mid (U_0, U_1, A, \mathbf{X}) \sim \text{Binomial}(U_0, b_0(\mathbf{X})) , \quad Y_1^{(0)} \mid (U_0, U_1, A, \mathbf{X}) \sim \text{Binomial}(U_1, b_1(\mathbf{X})) .$$

Here,  $(U_0, U_1)$  are unobserved random variables following  $U_t \mid (A, \mathbf{X}) \sim \text{Poisson}(\nu(A, \mathbf{X}))$ . Additionally,  $(U_0, U_1)$  are allowed to have an arbitrary correlation structure, so be the two

outcomes  $(Y_0^{(0)}, Y_1^{(0)})$ . The function  $b_t(\mathbf{X})$  models the unit's time-specific success probability for each trial. Then, after some algebra, we find

$$Y_0^{(0)} \mid (A, \mathbf{X}) \sim \text{Poisson}(\nu(A, \mathbf{X})b_0(\mathbf{X})) , \quad Y_1^{(0)} \mid (A, \mathbf{X}) \sim \text{Poisson}(\nu(A, \mathbf{X})b_1(\mathbf{X})) .$$

which satisfies the OREC assumption.

- (iv) (*General Cases*) For more general cases, we consider the following data generating process. Suppose that two latent variables  $(U_0, U_1)$  are involved with the data generating process of  $(Y_0^{(0)}, Y_1^{(0)}, A, \mathbf{X})$ , and  $(U_0, U_1)$  are allowed to be arbitrarily correlated. We assume that  $(U_t, \mathbf{X})$  are the only confounders of the association between  $A$  and  $Y_t^{(0)}$ , i.e.,  $Y_0^{(0)} \perp\!\!\!\perp (A, U_1) \mid (U_0, \mathbf{X})$  and  $Y_1^{(0)} \perp\!\!\!\perp (A, U_0) \mid (U_1, \mathbf{X})$ . This implies that the density of  $Y_t^{(0)} \mid (U_0, U_1, A, \mathbf{X})$  does not depend on  $(A, U_{1-t})$ , i.e.,

$$f^*(Y_t^{(0)} = y \mid U_t = u, \mathbf{X} = \mathbf{x}, U_{1-t}, A) = f^*(Y_t^{(0)} = y \mid U_t = u, \mathbf{X} = \mathbf{x}) .$$

Additionally, we suppose that the density of  $Y_t^{(0)} \mid (U_t, \mathbf{X})$  has the following form:

$$f^*(Y_t^{(0)} = y \mid U = u, \mathbf{X} = \mathbf{x}) = \frac{\exp\{yu/\sigma_t(y, \mathbf{x})\} f^*(Y_t^{(0)} = y \mid U_t = 0, \mathbf{X} = \mathbf{x})}{\mathcal{N}(u, \mathbf{x})} .$$

Here,  $\sigma_t(y, \mathbf{x})$  is the dispersion parameter and  $\mathcal{N}(u, \mathbf{x})$  is the normalizing constant, i.e.,

$$\mathcal{N}(u, \mathbf{x}) = \int \exp\{yu/\sigma_t(y, \mathbf{x})\} f^*(Y_t^{(0)} = y \mid U_t = 0, \mathbf{X} = \mathbf{x}) dy = 1 .$$

Lastly, we suppose the latent variable  $U_t$  has the following representation

$$U \mid (Y_t^{(0)} = y, A = a, \mathbf{X} = \mathbf{x}) = \gamma(y, \mathbf{x})\sigma_t(y, \mathbf{x})A + \sigma_t(y, \mathbf{x})\epsilon_t + \nu_t(y, \mathbf{x}) , \quad \epsilon_t \perp\!\!\!\perp A \mid (Y_t^{(0)}, \mathbf{X}) .$$

Here,  $\sigma_t$  is the dispersion parameter which is the same as above, and  $\gamma$  and  $\nu_t$  determine the degree of shift of the distribution of  $U$  according to  $A$  and  $(Y_t^{(0)}, \mathbf{X})$ , respectively; we remark that  $\gamma(y, \mathbf{x})$  is the same over time. The error  $\epsilon_t \mid (Y_t^{(0)}, A)$  is unrestricted, has the identical distribution over time, i.e.,  $\epsilon_0 \mid (Y_0^{(0)} = y, \mathbf{X} = \mathbf{x}) \stackrel{D}{=} \epsilon_1 \mid (Y_1^{(0)} = y, \mathbf{X} = \mathbf{x})$ , and is allowed to be arbitrarily correlated over time. Therefore, the error  $\sigma_t(y, \mathbf{x})\epsilon_t + \nu_t(y, \mathbf{x})$  belongs to a scale-location family. We remark that  $\sigma_t$  can be fixed to 1; in this case, the error  $\sigma_t(y, \mathbf{x})\epsilon_t + \nu_t(y, \mathbf{x}) = \epsilon_t + \nu_t(y, \mathbf{x})$  belongs to a location family. Similarly,  $\nu_t$  can be fixed to zero; in this case, the error  $\sigma_t(y, \mathbf{x})\epsilon_t + \nu_t(y, \mathbf{x}) = \sigma_t(y, \mathbf{x})\epsilon_t$  belongs to a scale family.

Under this data generating process, we have

$$\begin{aligned} f^*(Y_t^{(0)} = y, U_t = u \mid A = a, \mathbf{X} = \mathbf{x}) \\ &= f^*(Y_t^{(0)} = y \mid U_t = u, A = a, \mathbf{X} = \mathbf{x}) f^*(U_t = u \mid Y_t^{(0)} = y, A = a, \mathbf{X} = \mathbf{x}) \\ &= f^*(Y_t^{(0)} = y \mid U_t = u, \mathbf{X} = \mathbf{x}) f^*(U_t = u \mid Y_t^{(0)} = y, A = a, \mathbf{X} = \mathbf{x}) \end{aligned}$$

$$= \frac{\exp \{yu/\sigma_t(y, \mathbf{x})\} f^*(Y_t^{(0)} = y \mid U_t = 0, \mathbf{X} = \mathbf{x}) f^*(U_t = u \mid Y_t^{(0)} = y, A = a, \mathbf{X} = \mathbf{x})}{\mathcal{N}(a, \mathbf{x})}.$$

The marginalized density  $f^*(Y_t^{(0)} = y \mid A = a, \mathbf{X} = \mathbf{x})$  is given as

$$\begin{aligned} f^*(Y_t^{(0)} = y \mid A = a, \mathbf{X} = \mathbf{x}) &= \int f^*(Y_t^{(0)} = y, U_t = u \mid A = a, \mathbf{X} = \mathbf{x}) du \\ &= \frac{f^*(Y_t^{(0)} = y \mid U_t = 0, \mathbf{X} = \mathbf{x})}{\mathcal{N}(a, \mathbf{x})} \int \exp \{yu/\sigma_t(y, \mathbf{x})\} f^*(U_t = u \mid Y_t^{(0)} = y, A = a, \mathbf{X} = \mathbf{x}) du \\ &= \frac{f^*(Y_t^{(0)} = y \mid U_t = 0, \mathbf{X} = \mathbf{x})}{\mathcal{N}(a, \mathbf{x})} \mathbb{E}[\exp \{yU_t/\sigma_t(y, \mathbf{x})\} \mid Y_t^{(0)} = y, A = a, \mathbf{X} = \mathbf{x}] \\ &= \frac{f^*(Y_t^{(0)} = y \mid U_t = 0, \mathbf{X} = \mathbf{x})}{\mathcal{N}(a, \mathbf{x})} \mathbb{E}[\exp \{ya\gamma(y, \mathbf{x}) + y\epsilon_t + y\nu_t(y, \mathbf{x})/\sigma_t(y, \mathbf{x})\} \mid Y_t^{(0)} = y, A = a, \mathbf{X} = \mathbf{x}] \\ &= \frac{f^*(Y_t^{(0)} = y \mid U_t = 0, \mathbf{X} = \mathbf{x})}{\mathcal{N}(a, \mathbf{x})} \exp \{ya\gamma(y, \mathbf{x}) + y\nu_t(y, \mathbf{x})/\sigma_t(y, \mathbf{x})\} M_\epsilon(y \mid y, \mathbf{x}) \end{aligned}$$

where  $M_\epsilon(s \mid y, \mathbf{x}) = \mathbb{E}\{\exp(s\epsilon_t) \mid Y_t^{(0)} = y, \mathbf{X} = \mathbf{x}\}$  is the moment generating function of  $\epsilon_t \mid (Y_t^{(0)} = y, \mathbf{X} = \mathbf{x})$ ; we remark  $M_\epsilon(s \mid y, \mathbf{x})$  does not depend on time. Therefore, the odds ratio  $\alpha_t^*(y, \mathbf{x})$  is represented as

$$\alpha_t^*(y, \mathbf{x}) = \frac{f^*(Y_t^{(0)} = y \mid A = 1, \mathbf{X} = \mathbf{x})}{f^*(Y_t^{(0)} = y \mid A = 0, \mathbf{X} = \mathbf{x})} \frac{f^*(Y_t^{(0)} = 0 \mid A = 0, \mathbf{X} = \mathbf{x})}{f^*(Y_t^{(0)} = 0 \mid A = 1, \mathbf{X} = \mathbf{x})} = \exp \{y\gamma(y, \mathbf{x})\},$$

which is identical over time. Therefore, this model satisfies the OREC assumption.

#### A.4 Non-nested Relationships Between the Odds Ratio Equi-confounding Assumption and the Other Identifying Assumptions

In this Section, we show that the OREC assumption is not nested with the other identifying assumptions in [Athey and Imbens \(2006\)](#); [Bonhomme and Sauder \(2011\)](#); [Fan and Yu \(2012\)](#); [Callaway et al. \(2018\)](#); [Callaway and Li \(2019\)](#); [Ding and Li \(2019\)](#). We focus on cases where there is no covariate for simplicity.

- (i) (*Comparison to [Athey and Imbens \(2006\)](#)*) We first compare the OREC assumption to the so-called changes-in-changes model in [Athey and Imbens \(2006\)](#). Under their setting, the treatment-free potential outcome is  $Y_t^{(0)} = h_t(U)$  where  $h_t(u)$  is strictly monotonic in  $u$  and  $U$  is a latent variable satisfying  $U \mid (A, t = 0) \stackrel{D}{=} U \mid (A, t = 1)$  of which the supports have the nested relationship as  $\text{supp}(U \mid A = 1, t) \subseteq \text{supp}(U \mid A = 0, t)$ .

We consider the following two data generating processes:

$$\mathbf{DGP\ 1}: \quad Y_0^{(0)} = U_0, \quad Y_1^{(0)} = U_1, \quad U_0 \mid A \sim N(A, 1), \quad U_1 \mid A \sim N(2A, 2)$$



$$\mathbf{DGP\ 2}: \quad Y_0^{(0)} = U_3, \quad Y_1^{(0)} = 2U_3, \quad U_3 | A \sim N(A, 1).$$

We first focus on **DGP 1** in which  $Y_0^{(0)} | A \sim N(A, 1)$  and  $Y_1^{(0)} | A \sim N(2A, 2)$ . From the Gaussian example in Section A.2, we find the OREC assumption is satisfied. However, the changes-in-changes model is violated because the latent variables at time 0 and 1 (which are  $U_0$  and  $U_1$ , respectively) do not have the same distribution conditioning on  $A$ , i.e.,  $U | (A, t = 0) = U_0 | A \stackrel{D}{\neq} U_1 | A = U | (A, t = 1)$ . Next, we consider **DGP 2** in which  $Y_0^{(0)} | A \sim N(A, 1)$  and  $Y_1^{(0)} | A \sim N(2A, 4)$ . Again, from the Gaussian example in Section A.2, we find the OREC assumption is violated. On the other hand, it satisfies all conditions of [Athey and Imbens \(2006\)](#), implying that it is a valid changes-in-changes model. Therefore, these two data generating processes imply that the OREC condition and the changes-in-changes model are not nested.

- (ii) (*Comparison to [Bonhomme and Sauder \(2011\)](#)*) Next, we compare the OREC assumption to the identifying assumption in [Bonhomme and Sauder \(2011\)](#), which is given below:

$$\log \Psi_{Y_1^{(0)}|A=1}(s) - \log \Psi_{Y_0^{(0)}|A=1}(s) = \log \Psi_{Y_1^{(0)}|A=0}(s) - \log \Psi_{Y_0^{(0)}|A=0}(s) \quad (12)$$

where  $\Psi_{Y_t^{(0)}|A}(s)$  is a characteristic function of  $Y_t^{(0)}$  given  $A$ , i.e.,  $\mathbb{E}\{\exp(isY_t^{(0)}) | A\}$  with  $i = \sqrt{-1}$ . In words, (12) implies that the log characteristic function satisfies the PT assumption.

To compare the two assumptions, we consider  $Y_t^{(0)} | A \sim N(\mu_t(A), \sigma_t^2)$  of which characteristic function is  $\Psi_{Y_t^{(0)}|A}(s) = \exp\{is\mu_t(A) - 0.5\sigma_t^2 s^2\}$ . Therefore, (12) is equivalent to  $is\{\mu_1(1) - \mu_1(0)\} = is\{\mu_0(1) - \mu_0(0)\}$ , which reduces to the PT assumption. As we discussed in Section A.2, this implies that the OREC assumption and the PT condition in the log characteristic function in (12) are not nested because the OREC assumption is equivalent to  $\{\mu_1(1) - \mu_1(0)\}/\sigma_1^2 = \{\mu_0(1) - \mu_0(0)\}/\sigma_0^2$ .

- (iii) (*Comparison to [Fan and Yu \(2012\)](#), [Callaway et al. \(2018\)](#), and [Callaway and Li \(2019\)](#)*) [Fan and Yu \(2012\)](#), [Callaway et al. \(2018\)](#), and [Callaway and Li \(2019\)](#) assumed the distributional DiD assumption, and the latter two works further assumed the copula stability assumption, which are given below:

$$\begin{aligned} \text{Distributional DiD :} \quad & \Delta_t^{(0)} \perp\!\!\!\perp A \\ \text{Copula Stability :} \quad & C_{\Delta_1^{(0)}, Y_0^{(0)}|A=1}(u, v) = C_{\Delta_1^{(0)}, Y_0^{(0)}|A=0}(u, v) \end{aligned}$$

where  $C_{V,W|A=a}(u, v)$  is the copula of  $(V, W)$  given  $A = a$  at  $(u, v) \in [0, 1]^2$  and  $\Delta_1^{(0)} = Y_1^{(0)} - Y_0^{(0)}$ .

To show that OREC and the identifying assumptions in [Callaway et al. \(2018\)](#) and [Callaway](#)

and Li (2019) are not nested, we consider the following data generating processes:

$$\begin{aligned}
\mathbf{DGP\ 3}: \quad & Y_0^{(0)} = U_1 U_2 + \epsilon_0, & Y_1^{(0)} = U_1 U_2 + \epsilon_1, & A = U_1 \sim \text{Ber}(0.5), \\
& (U_2, \epsilon_0, \epsilon_1) \stackrel{i.i.d.}{\sim} N(0, 1), & (U_2, \epsilon_0, \epsilon_1) \perp\!\!\!\perp U_1 \\
\mathbf{DGP\ 4}: \quad & Y_0^{(0)} = U_3 + \epsilon_0, & Y_1^{(0)} = Y_0 + \epsilon_1, & A = U_3 \sim \text{Ber}(0.5), \\
& (\epsilon_0, \epsilon_1) \stackrel{i.i.d.}{\sim} N(0, 1), & (\epsilon_0, \epsilon_1) \perp\!\!\!\perp U_3.
\end{aligned}$$

Under **DGP 3**, we find

$$\begin{aligned}
& \begin{pmatrix} Y_0^{(0)} \\ Y_1^{(0)} \end{pmatrix} \Big| (A=0) \sim \text{MVN}_2 \left( \begin{pmatrix} 0 \\ 0 \end{pmatrix}, \begin{pmatrix} 1 & 0 \\ 0 & 1 \end{pmatrix} \right), & \begin{pmatrix} Y_0^{(0)} \\ Y_1^{(0)} \end{pmatrix} \Big| (A=1) \sim \text{MVN}_2 \left( \begin{pmatrix} 0 \\ 0 \end{pmatrix}, \begin{pmatrix} 2 & 1 \\ 1 & 2 \end{pmatrix} \right) \\
& \begin{pmatrix} Y_0^{(0)} \\ \Delta_1^{(0)} \end{pmatrix} \Big| (A=0) \sim \text{MVN}_2 \left( \begin{pmatrix} 0 \\ 0 \end{pmatrix}, \begin{pmatrix} 1 & -1 \\ -1 & 2 \end{pmatrix} \right) & \begin{pmatrix} Y_0^{(0)} \\ \Delta_1^{(0)} \end{pmatrix} \Big| (A=1) \sim \text{MVN}_2 \left( \begin{pmatrix} 0 \\ 0 \end{pmatrix}, \begin{pmatrix} 2 & -1 \\ -1 & 2 \end{pmatrix} \right)
\end{aligned}$$

Therefore, the OREC assumption is satisfied with  $\alpha_1^*(y) = \alpha_0^*(y) = 1$ . However, the copula stability assumption is violated because the copula of the untreated group is  $C_{\Delta_1^{(0)}, Y_0^{(0)}|A=0}(u, v) = \Phi_2(\Phi^{-1}(u), \Phi^{-1}(v); -1/\sqrt{5})$  whereas the copula of the treated group is  $C_{\Delta_1^{(0)}, Y_0^{(0)}|A=1}(u, v) = \Phi_2(\Phi^{-1}(u), \Phi^{-1}(v); -1/2)$ ; here,  $\Phi$  is the cumulative distribution function of  $N(0, 1)$  and  $\Phi_2(\cdot, \cdot; \rho)$  is the cumulative distribution function of  $\text{MVN}_2 \left( \begin{pmatrix} 0 \\ 0 \end{pmatrix}, \begin{pmatrix} 1 & \rho \\ \rho & 1 \end{pmatrix} \right)$ .

On the other hand, under **DGP 4**, we find

$$\begin{aligned}
& \begin{pmatrix} Y_0^{(0)} \\ Y_1^{(0)} \end{pmatrix} \Big| (A=0) \sim \text{MVN}_2 \left( \begin{pmatrix} 0 \\ 0 \end{pmatrix}, \begin{pmatrix} 1 & 1 \\ 1 & 2 \end{pmatrix} \right), & \begin{pmatrix} Y_0^{(0)} \\ Y_1^{(0)} \end{pmatrix} \Big| (A=1) \sim \text{MVN}_2 \left( \begin{pmatrix} 1 \\ 1 \end{pmatrix}, \begin{pmatrix} 1 & 1 \\ 1 & 2 \end{pmatrix} \right) \\
& \begin{pmatrix} Y_0^{(0)} \\ \Delta_1^{(0)} \end{pmatrix} \Big| (A=0) \sim \text{MVN}_2 \left( \begin{pmatrix} 0 \\ 0 \end{pmatrix}, \begin{pmatrix} 1 & 0 \\ 0 & 1 \end{pmatrix} \right), & \begin{pmatrix} Y_0^{(0)} \\ \Delta_1^{(0)} \end{pmatrix} \Big| (A=1) \sim \text{MVN}_2 \left( \begin{pmatrix} 1 \\ 0 \end{pmatrix}, \begin{pmatrix} 1 & 0 \\ 0 & 1 \end{pmatrix} \right).
\end{aligned}$$

Therefore, the OREC assumption is violated with  $\alpha_0^*(y) = \exp(y) \neq \exp(y/2) = \alpha_1^*(y)$ . However, the distributional DiD and copula stability assumptions are satisfied with the copulas of the treated and untreated groups as  $C_{\Delta_1^{(0)}, Y_0^{(0)}|A=1}(u, v) = C_{\Delta_1^{(0)}, Y_0^{(0)}|A=0}(u, v) = uv$ . These two data generating processes show that OREC and the identifying assumptions in Callaway et al. (2018) and Callaway and Li (2019) are not nested.

- (iv) (*Comparison to Ding and Li (2019)*) Lastly, Ding and Li (2019) considered the sequential ignorability condition as an identifying assumption, i.e.,  $Y_1^{(0)} \perp\!\!\!\perp A \mid Y_0^{(0)}$ . To show that OREC and the ignorability condition are not nested to each other, we consider the following two data generating processes:

$$\begin{aligned}
\mathbf{DGP\ 5}: \quad & Y_0 = U + \epsilon_0, \quad Y_1^{(0)} = U + Y_0 + \epsilon_1 \\
\mathbf{DGP\ 6}: \quad & Y_0 = U + \epsilon_0, \quad Y_1^{(0)} = Y_0 + \epsilon_1
\end{aligned}$$

where  $A = U \sim \text{Ber}(0.5)$ ,  $(\epsilon_0, \epsilon_1) \stackrel{i.i.d.}{\sim} N(0, 1)$ ,  $(\epsilon_0, \epsilon_1) \perp\!\!\!\perp U$ .

For **DGP 5**, we find

$$\begin{aligned} Y_1^{(0)} \mid (A = 1, Y_0) &\stackrel{D}{=} Y_1^{(0)} \mid (U = 1, Y_0) \sim N(Y_0 + 1, 1) \\ Y_1^{(0)} \mid (A = 0, Y_0) &\stackrel{D}{=} Y_1^{(0)} \mid (U = 0, Y_0) \sim N(Y_0, 1), \end{aligned}$$

indicating that the sequential ignorability is not satisfied. On the other hand, the OREC assumption is satisfied from the Gaussian example in Section A.2.

On the other hand, for **DGP 6**, we have

$$\begin{aligned} Y_1^{(0)} \mid (A = 1, Y_0) &\stackrel{D}{=} Y_1^{(0)} \mid (U = 1, Y_0) \sim N(Y_0, 1) \\ Y_1^{(0)} \mid (A = 0, Y_0) &\stackrel{D}{=} Y_1^{(0)} \mid (U = 0, Y_0) \sim N(Y_0, 1), \end{aligned}$$

indicating that the sequential ignorability condition is satisfied. On the other hand, the OREC assumption is violated with  $\alpha_0^*(y) = \exp(y) \neq \exp(y/2) = \alpha_1^*(y)$ , which is a direct consequence of the Gaussian example in Section A.2. These two data generating processes show that the OREC condition and the sequential ignorability condition are not nested.

## A.5 Plausibility on the Sequential Ignorability Condition

We provide additional discussions on the sequential ignorability condition assumed in Ding and Li (2019), which is  $Y_t^{(0)} \perp\!\!\!\perp A \mid (Y_0^{(0)}, \mathbf{X})$ . While the ignorability condition is a simple approach, it has a drawback in that it rules out a latent factor  $U$  that affects both pre- and post-treatment time periods and is predictive of  $A$ ; see Item (iv) in Section A.4 for a concrete example. To better explain, we consider two directed acyclic graphs (DAGs) in Figure A.3. In **DAG 1**,  $U$  is predictive of  $A$  and affects  $Y_0^{(0)}$  but not  $Y_1^{(0)}$  and, thus, the ignorability assumption is satisfied. On the other hand, in **DAG 2**,  $U$  affects  $Y_1^{(0)}$  through an indirect path  $U \rightarrow Y_0^{(0)} \rightarrow Y_1^{(0)}$  and a direct path  $U \rightarrow Y_1^{(0)}$ . **DAG 2** is plausible if there is a long-term direct effect of  $U$ , even when conditioning the pre-treatment outcome, and the treatment-free outcomes have only a few levels (e.g., binary), making  $Y_0^{(0)}$  insufficient in controlling the confounding mechanism between  $A$  and  $Y_1^{(0)}$ .

We provide two examples where the ignorability condition can be violated:

- (i) (*COVID-19*) In the context of the recent COVID-19 pandemic, we can consider a scenario where  $U$  is health-seeking behavior (e.g., adherence to CDC guidelines),  $Y_t^{(0)}$  is COVID-19 infection status in 2020 ( $t = 0$ ) and 2021 ( $t = 1$ ), and  $A$  is COVID vaccination status. In this context, infection status in 2020 (i.e.,  $Y_0^{(0)}$ ) may not be the only confounder of the vaccination status (i.e.,  $A$ ) and infection status in 2021 (i.e.,  $Y_1^{(0)}$ ). This is because health-seeking behavior is likely to influence both outcomes and is correlated with vaccination status. Additionally, the binary nature of  $Y_0^{(0)}$  may not adequately capture the confounding mechanism between vaccination status and infection status in 2021.

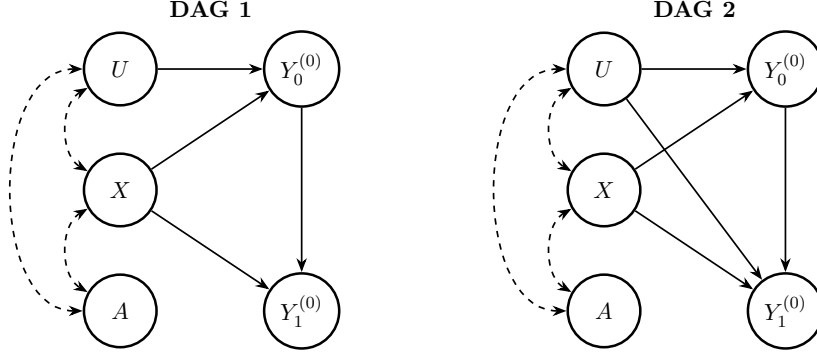


Figure A.3: Directed Acyclic Graphs where CULO is satisfied (left, **DAG 1**) and is violated (right, **DAG 2**). The dashed bow arcs depict the association between variables, which can be confounded by hidden factors.

- (ii) (*Traffic Data Application*) In the context of the traffic data application in Section 7.2,  $\mathbf{X}$  is a collection of the measured site- and road-specific characteristics (see Section A.18.2 for details),  $Y_t^{(0)}$  is the indicator of whether there has been at least one crash in a site,  $A$  is the treatment indicator of whether centerline and shoulder rumble strips were installed in a site, and  $Y_t^{(0)}$  is the indicator of whether there has been at least one crash in a site in the absence of treatment in 2008 ( $t = 0$ ) and 2012 ( $t = 1$ ). Although the covariates contain rich information, there can be an unmeasured confounder  $U$  that affects both  $Y_0^{(0)}$  and  $Y_1^{(0)}$ . For instance, Moridpour et al. (2020) and references therein discussed that road markings could affect road safety. Therefore, the quality of road markings (e.g., visibility and maintenance of road markings) can affect both  $Y_0^{(0)}$  and  $Y_1^{(0)}$ , but these variables are missing in the data.

As these examples suggest, the ignorability condition may not be plausible in many applications. In particular, investigators may prefer other DiD approaches, including our approach, over the one proposed by Ding and Li (2019) if (i) there may be a latent factor  $U$  impacting both  $Y_0^{(0)}$  and  $Y_1^{(0)}$  and/or (ii) the pre-treatment outcome has too few levels to control the confounding mechanism effectively.

## A.6 Detailed Comparisons of Representations of the Average Treatment Effect on the Treated under the Parallel Trends and Odds Ratio Equi-confounding Assumptions

For convenience, we present the inverse probability-weighting (IPW), outcome regression-based, and augmented inverse probability-weighting (AIPW) representations again:

$$\begin{aligned}
 & \mathbb{E}\{\mathcal{G}(Y_1^{(0)}) \mid A = 1\} \\
 &= \mathbb{E}\{(1 - A)\beta_1^*(\mathbf{X})\alpha_1^*(Y_1, \mathbf{X})\mathcal{G}(Y_1)\} / \Pr(A = 1) & \text{(IPW)} \\
 &= \mathbb{E}\{A\mu^*(\mathbf{X})\} / \Pr(A = 1) & \text{(OR)}
 \end{aligned}$$

$$= \mathbb{E}[(1 - A)\beta_1^*(\mathbf{X})\alpha_1^*(Y_1, \mathbf{X})\{\mathcal{G}(Y_1) - \mu^*(\mathbf{X})\} + A\mu^*(\mathbf{X})] / \Pr(A = 1) . \quad (\text{AIPW})$$

We first establish why these three representations are valid. We first show the IPW representation result:

$$\begin{aligned} \mathbb{E}\{(1 - A)\beta_1^*(\mathbf{X})\alpha_1^*(Y_1, \mathbf{X})\mathcal{G}(Y_1)\} &= \mathbb{E}[\Pr(A = 0 \mid \mathbf{X})\beta_1^*(\mathbf{X})\mathbb{E}\{\alpha_1^*(Y_1, \mathbf{X})\mathcal{G}(Y_1) \mid A = 0, \mathbf{X}\}] \\ &= \mathbb{E}[\Pr(A = 1 \mid \mathbf{X})\mathbb{E}\{\mathcal{G}(Y_1^{(0)}) \mid A = 1, \mathbf{X}\}] \\ &= \Pr(A = 1)\mathbb{E}\{\mathcal{G}(Y_1^{(0)}) \mid A = 1\} . \end{aligned}$$

The third line is from (22). Similarly, we find the outcome regression-based representation:

$$\begin{aligned} \mathbb{E}\{A\mu^*(\mathbf{X})\} &= \Pr(A = 1)\mathbb{E}\{\mu^*(\mathbf{X}) \mid A = 1\} \\ &= \Pr(A = 1)\mathbb{E}[\mathbb{E}\{\mathcal{G}(Y_1^{(0)}) \mid A = 1, \mathbf{X}\} \mid A = 1] \\ &= \Pr(A = 1)\mathbb{E}\{\mathcal{G}(Y_1^{(0)}) \mid A = 1\} . \end{aligned}$$

Lastly, we show the AIPW representation:

$$\begin{aligned} &\mathbb{E}[\beta_1^*(\mathbf{X})\alpha_1^*(Y_1, \mathbf{X})(1 - A)\{\mathcal{G}(Y_1) - \mu^*(\mathbf{X})\} + A\mu^*(\mathbf{X})] \\ &= \Pr(A = 1)\mathbb{E}\{\mathcal{G}(Y_1^{(0)}) - \mu^*(\mathbf{X}) \mid A = 1\} + \Pr(A = 1)\mathbb{E}\{\mathcal{G}(Y_1^{(0)}) \mid A = 1\} \\ &= \Pr(A = 1)\mathbb{E}\{\mathcal{G}(Y_1^{(0)}) \mid A = 1\} . \end{aligned}$$

where the second line is based on the IPW and OR representations.

The first representation is in the form of a weighted average with weights applied to  $\mathcal{G}(Y_1)$  given by  $\beta_1^*(\mathbf{X})\alpha_1^*(y, \mathbf{X}) = e_1^*(1 \mid y, \mathbf{X})/e_1^*(0 \mid y, \mathbf{X})$ . Here,  $e_1^*(a \mid y, \mathbf{x}) = \Pr(A = a \mid Y_1^{(0)} = y, \mathbf{X} = \mathbf{x})$  can be viewed as an extended propensity score relating  $A$  with  $(Y_1^{(0)}, \mathbf{X})$ . From this representation, we can find the relationship between (IPW) and the representation in Abadie (2005) where  $\mathbb{E}\{\mathcal{G}(Y_1^{(0)}) \mid A = 1\}$  is identified under the PT assumption. In particular, if the PT assumption holds for  $\mathcal{G}(Y_1^{(0)})$  and  $\mathcal{G}(Y_0^{(0)})$ , then we get

$$\begin{aligned} &\mathbb{E}\left[\frac{\Pr(A = 1 \mid \mathbf{X})(1 - A)\mathcal{G}(Y_1)}{\Pr(A = 0 \mid \mathbf{X})} + \frac{\{A - \Pr(A = 1 \mid \mathbf{X})\}\mathcal{G}(Y_0)}{\Pr(A = 0 \mid \mathbf{X})} \mid \mathbf{X}\right] \\ &= \frac{\Pr(A = 1 \mid \mathbf{X})}{\Pr(A = 0 \mid \mathbf{X})}\mathbb{E}\{\mathcal{G}(Y_1) \mid A = 0, \mathbf{X}\}\Pr(A = 0 \mid \mathbf{X}) \\ &\quad - \frac{\Pr(A = 1 \mid \mathbf{X})}{\Pr(A = 0 \mid \mathbf{X})}\mathbb{E}\{\mathcal{G}(Y_0) \mid A = 0, \mathbf{X}\}\Pr(A = 0 \mid \mathbf{X}) + \mathbb{E}\{\mathcal{G}(Y_0) \mid A = 1, \mathbf{X}\}\Pr(A = 1 \mid \mathbf{X}) \\ &= \Pr(A = 1 \mid \mathbf{X})\left[\mathbb{E}\{\mathcal{G}(Y_1) \mid A = 0, \mathbf{X}\} + \mathbb{E}\{\mathcal{G}(Y_0) \mid A = 1, \mathbf{X}\} - \mathbb{E}\{\mathcal{G}(Y_0) \mid A = 0, \mathbf{X}\}\right] \\ &= \Pr(A = 1 \mid \mathbf{X})\mathbb{E}\{\mathcal{G}(Y_1^{(0)}) \mid A = 1, \mathbf{X}\} \end{aligned}$$

where the last line is straightforward from the PT assumption on  $\mathcal{G}(Y_1^{(0)})$  and  $\mathcal{G}(Y_0^{(0)})$ . Therefore,

we find

$$\begin{aligned}
& \frac{1}{\Pr(A=1)} \mathbb{E} \left[ \frac{\Pr(A=1 | \mathbf{X})(1-A)\mathcal{G}(Y_1)}{\Pr(A=0 | \mathbf{X})} + \frac{\{A - \Pr(A=1 | \mathbf{X})\}\mathcal{G}(Y_0)}{\Pr(A=0 | \mathbf{X})} \middle| \mathbf{X} \right] \\
&= \frac{1}{\Pr(A=1)} \mathbb{E} \left[ \mathbb{E} \left[ \frac{\Pr(A=1 | \mathbf{X})(1-A)\mathcal{G}(Y_1)}{\Pr(A=0 | \mathbf{X})} + \frac{\{A - \Pr(A=1 | \mathbf{X})\}\mathcal{G}(Y_0)}{\Pr(A=0 | \mathbf{X})} \middle| \mathbf{X} \right] \right] \\
&= \frac{\mathbb{E}[\Pr(A=1 | \mathbf{X})\mathbb{E}\{\mathcal{G}(Y_1^{(0)}) | A=1, \mathbf{X}\}]}{\Pr(A=1)} = \frac{\mathbb{E}[\mathbb{E}\{A\mathcal{G}(Y_1^{(0)}) | \mathbf{X}\}]}{\Pr(A=1)} = \mathbb{E}\{\mathcal{G}(Y_1^{(0)}) | A=1\}.
\end{aligned} \tag{13}$$

Comparing (13) and (IPW), we can immediately conclude that they are similar in that  $(1-A)\mathcal{G}(Y_1)$  are weighted by the ratio of propensity scores. However, (IPW) involves the extended propensity score  $e^*$  whereas the standard propensity score  $\Pr(A=1 | \mathbf{X})$  are used in (13). Additionally, (IPW) does not have an additional term related to  $Y_0$  once the odds ratio  $\alpha_1^*$  is provided.

The second representation has the outcome regression-based (OR) form, which is comparable to the standard representation from the PT assumption:

$$\begin{aligned}
& \mathbb{E}\{\mathcal{G}(Y_1^{(0)}) | A=1\} \\
&= \mathbb{E}[\mathbb{E}\{\mathcal{G}(Y_1) | A=0, \mathbf{X}\} - \mathbb{E}\{\mathcal{G}(Y_0) | A=0, \mathbf{X}\} + \mathbb{E}\{\mathcal{G}(Y_0) | A=1, \mathbf{X}\} | A=1].
\end{aligned} \tag{14}$$

Similar to the IPW case, the two OR style representations differ in how  $Y_0$  is used in the representation. Specifically, (OR) only uses the outcome regression  $\mu^*(\mathbf{X})$ , which is indirectly related to  $Y_0$  via the odds ratio function  $\alpha_1^*$ . On the other hand,  $Y_0$  is directly employed in (14).

We referred to the last representation as AIPW representation because equation (AIPW) involves both odds of  $A$  (i.e.,  $\beta_1^*\alpha_1^*$ ) and outcome regression (i.e.,  $\mu$ ). We also remark that (AIPW) recovers the target parameter so long as (i)  $\alpha_1^*$  is correctly specified and (ii) either  $\beta_1^*$  or  $f_1^*(y | 0, \mathbf{x})$  is correctly specified; Lemma A.2 formally states the result.

**Lemma A.2.** *Suppose that Assumptions (A1)-(A3) hold. Let IF be an influence function for the functional  $\mathbb{E}\{\mathcal{G}(Y_1^{(0)}) | A=1\}$  in a semiparametric model proposed in Robins et al. (2000) where the odds ratio function at time 1,  $\alpha_1^*$ , is a priori known and observed data distribution is unrestricted, i.e.,*

$$\begin{aligned}
& IF(\mathbf{O}_1; \beta_1, f_{10}) \\
&= \frac{\beta_1(\mathbf{X})\alpha_1^*(Y_1, \mathbf{X})(1-A)\{\mathcal{G}(Y_1) - \mu(\mathbf{X}; f_{10})\} + A\mu(\mathbf{X}; f_{10})}{\Pr(A=1)} - \mathbb{E}\{\mathcal{G}(Y_1^{(0)}) | A=1\}
\end{aligned} \tag{15}$$

where  $\beta_1(\mathbf{x})$  and  $f_{10}(y | \mathbf{x})$  are working models of  $\beta_1^*$  and  $f_1^*(y | 0, \mathbf{x})$ , respectively, and  $\mu(\mathbf{x}; f_{10}) = \{\int \mathcal{G}(y)\alpha_1^*(y, \mathbf{x})f_{10}(y | \mathbf{x})dy\} / \{\int \alpha_1^*(y, \mathbf{x})f_{10}(y | \mathbf{x})dy\}$ . Then,  $\mathbb{E}\{IF(\mathbf{O}_1; \beta_1, f_{10})\} = 0$  if  $\beta_1(\mathbf{x}) = \beta_1^*(\mathbf{x})$  or  $f_{10}(y | \mathbf{x}) = f_1^*(y | 0, \mathbf{x})$ , but not necessarily both.

The proof of Lemma A.2 is in Section C. We remark that a similar robustness property is discussed in Liu et al. (2020).

The AIPW representation (AIPW) parallels the AIPW representations discovered under the PT assumption presented in Section 2.2 of Sant'Anna and Zhao (2020). Specifically, the identification strategy of the ATT under the PT assumption is given as follows:

$$\begin{aligned} & \mathbb{E}\{\mathcal{G}(Y_1^{(1)}) - \mathcal{G}(Y_1^{(0)}) \mid A = 1\} \\ &= \frac{1}{\Pr(A = 1)} \mathbb{E} \left[ \left[ A - \underbrace{\mathbb{E} \left\{ \frac{\pi(\mathbf{X})(1 - A)}{1 - \pi(\mathbf{X})} \right\}}_{=: C_\pi} \right]^{-1} \left\{ \frac{\pi(\mathbf{X})(1 - A)}{1 - \pi(\mathbf{X})} \right\} \right] \left[ \{\mathcal{G}(Y_1) - \mathcal{G}(Y_0)\} - \Delta(\mathbf{X}) \right] \end{aligned}$$

where  $\pi(\mathbf{X})$  and  $\Delta(\mathbf{X})$  are working models of  $\Pr(A = 1 \mid \mathbf{X})$  and  $\mathbb{E}\{\mathcal{G}(Y_1) - \mathcal{G}(Y_0) \mid A = 0, \mathbf{X}\}$ , respectively. The identity holds if  $\pi$  or  $\Delta$ , but not necessarily both, is correctly specified. As a result, we have the AIPW identification of  $\mathbb{E}\{\mathcal{G}(Y_1^{(0)}) \mid A = 1\}$  as follows:

$$\begin{aligned} & \mathbb{E}\{\mathcal{G}(Y_1^{(0)}) \mid A = 1\} \\ &= \frac{1}{\Pr(A = 1)} \mathbb{E} \left[ \left[ A - C_\pi^{-1} \left\{ \frac{\pi(\mathbf{X})(1 - A)}{1 - \pi(\mathbf{X})} \right\} \right] \left[ \{\mathcal{G}(Y_1) - \mathcal{G}(Y_0)\} - \Delta(\mathbf{X}) \right] - A\mathcal{G}(Y_1) \right] \end{aligned} \quad (16)$$

Again, in (16), the pre-treatment outcome  $Y_0$  is directly employed in the representation, whereas the AIPW representation (AIPW) (which corresponds to the influence function (15)) indirectly uses the pre-treatment outcome  $Y_0$  via the pre-treatment odds ratio  $\alpha_0^*$ , which replaces  $\alpha_1^*$  under the OREC assumption (A5).

## A.7 Details on the Characterization of the Odds Ratio Function at Time 0

We characterize the odds ratio at time 0  $\alpha_0^*$  as the solution to a moment equation. Under Assumptions (A1)-(A5), the odds ratio at time 1  $\alpha_1^*$  is also characterized as the solution to the same moment equation. For any set  $\mathcal{S} \subseteq \mathcal{S}_0(1)$ , let  $\bar{\mathbb{E}}_{\mathcal{S}}$  be the expectation operator only over  $\mathcal{S} \cap \mathcal{S}_0(0)$  where the odds ratio  $\alpha_0^*$  is well-defined and positive, i.e., for a function  $m$ , we define

$$\bar{\mathbb{E}}_{\mathcal{S}}\{m(Y_0, A, \mathbf{X})\} = \iint_{\mathcal{S} \cap \mathcal{S}_0(0)} m(y, a, \mathbf{x}) P(Y_0 = y, A = a, \mathbf{X} = \mathbf{x}) d(y, \mathbf{x}) .$$

With the new notation, the following Lemma provides a moment equation characterizing the restriction over  $\mathcal{S}$  along with its properties.

**Lemma A.3.** *Suppose Assumptions (A1)-(A3) hold. For a set  $\mathcal{S} \subseteq \mathcal{S}_0(1)$ , let  $\Psi_{\mathcal{S}}(\mathbf{O}_0; \alpha, f_{00}, e_{00}, m)$  be the following function for any integrable function  $m(Y_0, \mathbf{X})$ :*

$$\begin{aligned} & \Psi_{\mathcal{S}}(\mathbf{O}_0; \alpha, f_{00}, e_{00}, m) \\ &= [m(Y_0, \mathbf{X}) - \bar{\mathbb{E}}_{\mathcal{S}, f_{00}}\{m(Y_0, \mathbf{X}) \mid A = 0, \mathbf{X}\}] \{\alpha(Y_0, \mathbf{X})\}^{-A} \{A - e_{00}(A \mid \mathbf{X})\} , \end{aligned} \quad (17)$$

where  $\alpha(y, \mathbf{x})$ ,  $f_{00}(y \mid \mathbf{x})$ , and  $e_{00}(a \mid \mathbf{x})$  are working models of  $\alpha_0^*(y, \mathbf{x})$ ,  $f_0^*(y \mid 0, \mathbf{x})$ , and  $e_0^*(a \mid 0, \mathbf{x})$ , respectively, for  $(y, \mathbf{x}) \in \mathcal{S} \cap \mathcal{S}_0(0)$ , and  $\bar{\mathbb{E}}_{\mathcal{S}, f_{00}}\{m(Y_0, \mathbf{X}) \mid A = 0, \mathbf{X}\} = \int_{\mathcal{S} \cap \mathcal{S}_0(0)} m(y, \mathbf{X}) f_{00}(y \mid \mathbf{X}) dy$ . Then, we have the following results:



- (i)  $\mathbb{E}_{\mathcal{S}}\{\Psi_{\mathcal{S}}(\mathbf{O}_0; \alpha_0^*, f_0^*(\cdot | 0, \cdot), e_0^*(\cdot | 0, \cdot), m)\} = 0$  for any  $m$ , i.e., the odds ratio at time 0 is the solution to the moment equation  $\mathbb{E}_{\mathcal{S}}\{\Psi_{\mathcal{S}}(\mathbf{O}_0; \alpha, f_0^*(\cdot | 0, \cdot), e_0^*(\cdot | 0, \cdot), m)\} = 0$ ;
- (ii) Suppose that  $\alpha^\dagger$  satisfies (a)  $\mathbb{E}_{\mathcal{S}}\{\Psi_{\mathcal{S}}(\mathbf{O}_0; \alpha^\dagger, f_0^*(\cdot | 0, \cdot), e_0^*(\cdot | 0, \cdot), m)\} = 0$  for any  $m$  and (b)  $\alpha^\dagger(0, \mathbf{x}) = 1$  for all  $\mathbf{x}$ . Then, we have  $\alpha^\dagger(y, \mathbf{x}) = \alpha_0^*(y, \mathbf{x})$  almost surely for  $(y, \mathbf{x}) \in \mathcal{S} \cap \mathcal{S}_0(0)$ ;
- (iii)  $\mathbb{E}_{\mathcal{S}}\{\Psi_{\mathcal{S}}(\mathbf{O}_0; \alpha_0^*, f_{00}, e_{00}, m)\} = 0$  for any  $m$  if  $f_{00}(y | \mathbf{x}) = f_0^*(y | 0, \mathbf{x})$  or  $e_{00}(a | \mathbf{x}) = e_0^*(a | 0, \mathbf{x})$ , but not necessarily both, for  $(y, \mathbf{x}) \in \mathcal{S} \cap \mathcal{S}_0(0)$ .

The proof of Lemma A.3 is in Section C. Result (i) means that the moment equation (17) provides an alternative characterization of the odds ratio function besides its definition when the two baseline densities  $f_0^*(\cdot | 0, \cdot)$  and  $e_0^*(\cdot | 0, \cdot)$  are correctly specified. Result (ii) implies that  $\alpha_0^*$  is the unique solution to the moment equation among the collection of functions that satisfies the boundary condition of the odds ratio (i.e.,  $\alpha^\dagger(0, \mathbf{x}) = 1$  for all  $\mathbf{x}$ ). These three results indicate that the odds ratio at time 0 is restricted by the moment restriction  $\mathbb{E}_{\mathcal{S}}\{\Psi_{\mathcal{S}}(\mathbf{O}; \alpha_0^*, f_0^*(\cdot | 0, \cdot), e_0^*(\cdot | 0, \cdot), m)\} = 0$ , and is uniquely defined if both baseline densities are correctly specified. Result (iii) shows the moment equation is AIPW against misspecification of the baseline densities and the moment restriction is still valid for  $\alpha_0^*$ .

Under the OREC assumption,  $\alpha_1^*(y, \mathbf{x})$  is equivalent to  $\alpha_0^*(y, \mathbf{x})$  over  $\mathcal{S}_0(1) \cap \mathcal{S}_1(0)$ , and consequently, it can be characterized by using the moment equation. If we take  $\mathcal{S} = \mathcal{S}_1(1)$  (which is equal to  $\mathcal{S}_0(1) \cap \mathcal{S}_1(0)$  under Assumptions (A1)-(A5)),  $\alpha_1^*(y, \mathbf{x})$  is characterized as the solution to the moment equation over  $(y, \mathbf{x}) \in \mathcal{S}_1(1)$  and is equal to zero over  $(y, \mathbf{x}) \in \mathbb{R} \cap \mathcal{S}_1(1)^c$ , i.e.,

$$\begin{aligned} \text{For } (y, \mathbf{x}) \in \mathcal{S}_1(1), \quad & \alpha_1^* \text{ solves } \mathbb{E}_{\mathcal{S}_1(1)}\{\Psi_{\mathcal{S}_1(1)}(\mathbf{O}_0; \alpha, f_0^*(\cdot | 0, \cdot), e_0^*(\cdot | 0, \cdot), m)\} = 0, \\ \text{For } (y, \mathbf{x}) \in \mathbb{R} \cap \mathcal{S}_1(1)^c, \quad & \alpha_1^*(y, \mathbf{x}) = 0. \end{aligned} \quad (18)$$

Interestingly, the moment equation (17) is connected with the result in Tchetgen Tchetgen et al. (2010). They derive a general form of  $\Lambda_{\text{nuis}}^\perp$ , the orthocomplement of the nuisance tangent space of semiparametric models where the odds ratio is the focal estimand whereas the other nuisance functions are considered as nuisance components. It can be shown that the collection of the square-integrable moment equations  $\{\Psi_{\mathcal{S}}(\mathbf{O}_0; \alpha_0^*, f_{Y_0|AX}^*, f_{A|Y_0X}^*, m) \mid \text{unrestricted } m\} \cap \mathcal{L}_2$  is equivalent to their tangent space  $\Lambda_{\text{nuis}}^\perp$ .

For simplicity, we provide the form of  $\Lambda_{\text{nuis}}^\perp$  under our framework where all four supports are equivalent, i.e.,  $\mathcal{S}_0(0) = \mathcal{S}_0(1) = \mathcal{S}_1(0) = \mathcal{S}_1(1)$ . Let  $g_0^\dagger(y, a | \mathbf{x})$  be a fixed choice of admissible independence density satisfying  $g_0^\dagger(y, a | \mathbf{x}) = f_0^\dagger(y | \mathbf{x})e_0^\dagger(a | \mathbf{x})$ , and  $\mathbb{E}^\dagger(\cdot | \cdot, \mathbf{X})$  be conditional expectations with respect to  $f_0^\dagger$ . Then,  $\Lambda_{\text{nuis}}^\perp$  is represented as  $\Lambda_{\text{nuis}}^\perp = \{U(d, f_0^\dagger) \mid \text{unrestricted } d\} \cap \mathcal{L}_2$  where  $U$  is defined as

$$U(d, g_{Y_0A|X}^\dagger) = \left[ \begin{array}{c} d(Y_0, A, \mathbf{X}) - \mathbb{E}^\dagger\{d(Y_0, A, \mathbf{X}) \mid A, \mathbf{X}\} \\ -\mathbb{E}^\dagger\{d(Y_0, A, \mathbf{X}) \mid Y_0, \mathbf{X}\} + \mathbb{E}^\dagger\{d(Y_0, A, \mathbf{X}) \mid \mathbf{X}\} \end{array} \right] \frac{g_0^\dagger(Y_0, A | \mathbf{X})}{g_0^*(Y_0, A | \mathbf{X})}.$$

We can show that  $\Psi(\mathbf{O}_0; \alpha_0^*, m)$  can be written as the form of  $U$  with an appropriately chosen

admissible density  $g_0^\dagger$ . We choose  $g_0^\dagger(y, a | \mathbf{x}) = f_0^\dagger(y | \mathbf{x})e_0^\dagger(a | \mathbf{x})$  as

$$f_0^\dagger(y | \mathbf{x}) = f_0^*(y | 0, \mathbf{x}) , \quad e_0^\dagger(a | \mathbf{x}) = 0.5 , \quad g_0^\dagger(y, a | \mathbf{x}) = 0.5f_0^*(y | 0, \mathbf{x}) \text{ for } a = 0, 1 . \quad (19)$$

Then, we find  $g_0^\dagger(y, a | \mathbf{x})/g_0^*(y, a | \mathbf{x}) = 0.5f_0^*(y | 0, \mathbf{x})/g_0^*(y, a | \mathbf{x})$ . When  $a = 0$  we get

$$\frac{f_0^*(y | 0, \mathbf{x})}{g_0^*(y, 0 | \mathbf{x})} = \frac{f_0^*(y | 0, \mathbf{x})}{f_0^*(y | 0, \mathbf{x})} \frac{1}{e_{A|X}^*(0 | \mathbf{x})} = L(\mathbf{x})e_0^*(1 | 0, \mathbf{x}) ,$$

where  $L(\mathbf{x}) = f_{Y_0|X}^*(0 | \mathbf{x})/e_{A|X}^*(0 | \mathbf{x})/g_0^*(0, 1 | \mathbf{x})$ ; here  $f_{Y_0|X}^*$  is the conditional density of  $Y_0 | \mathbf{X}$  and  $e_{A|X}^*$  is the conditional probability of  $A | \mathbf{X}$ . When  $a = 1$ , we obtain

$$\begin{aligned} \frac{f_0^*(y | 0, \mathbf{x})}{g_0^*(y, 1 | \mathbf{x})} &= \frac{f_0^*(y | 0, \mathbf{x})}{f_0^*(y | 1, \mathbf{x})} \frac{1}{e_{A|X}^*(1 | \mathbf{x})} = \frac{f_0^*(y | 0, \mathbf{x})}{f_0^*(y | 1, \mathbf{x})} \frac{f_0^*(0 | 1, \mathbf{x})}{f_0^*(0 | 0, \mathbf{x})} \frac{f_0^*(0 | 0, \mathbf{x})}{f_0^*(0 | 1, \mathbf{x})} \frac{1}{e_{A|X}^*(1 | \mathbf{x})} \\ &= \left\{ \alpha_0^*(y, \mathbf{x}) \right\}^{-1} \frac{f_0^*(0 | 0, \mathbf{x})}{f_0^*(0 | 1, \mathbf{x})} \frac{1}{e_{A|X}^*(1 | \mathbf{x})} = \left\{ \alpha_0^*(y, \mathbf{x}) \right\}^{-1} L(\mathbf{x})e_0^*(0 | 0, \mathbf{x}) . \end{aligned}$$

Therefore, we find

$$\frac{g_0^\dagger(y, a | \mathbf{x})}{g_0^*(y, a | \mathbf{x})} = 0.5L(\mathbf{x})\left\{ \alpha_0^*(y, \mathbf{x}) \right\}^{-A} \left\{ A - \mathbb{E}(A | Y_0 = 0, \mathbf{X} = \mathbf{x}) \right\} .$$

Additionally, we can represent any  $d(Y_0, A, \mathbf{X})$  as  $d(Y_0, A, \mathbf{X}) = Ad_1(Y_0, \mathbf{X}) + (1 - A)d_0(Y_0, \mathbf{X})$ . Consequently,

$$\begin{aligned} &d(Y_0, A, \mathbf{X}) - \mathbb{E}^\dagger\{d(Y_0, A, \mathbf{X}) | A, \mathbf{X}\} - \mathbb{E}^\dagger\{d(Y_0, A, \mathbf{X}) | Y_0, \mathbf{X}\} + \mathbb{E}^\dagger\{d(Y_0, A, \mathbf{X}) | \mathbf{X}\} \\ &= Ad_1(Y_0, \mathbf{X}) + (1 - A)d_0(Y_0, \mathbf{X}) - d_1(Y_0, \mathbf{X})\mathbb{E}^\dagger(A | Y_0, \mathbf{X}) - d_0(Y_0, \mathbf{X})\mathbb{E}^\dagger(1 - A | Y_0, \mathbf{X}) \\ &\quad - A\mathbb{E}^\dagger\{d_1(Y_0, \mathbf{X}) | A, \mathbf{X}\} - (1 - A)\mathbb{E}^\dagger\{d_0(Y_0, \mathbf{X}) | A, \mathbf{X}\} \\ &\quad - \mathbb{E}^\dagger\{Ad_1(Y_0, \mathbf{X}) + (1 - A)d_0(Y_0, \mathbf{X}) | \mathbf{X}\} \\ &= (A - 0.5) \left[ \{d_1(Y_0, \mathbf{X}) - d_0(Y_0, \mathbf{X})\} - \mathbb{E}\{d_1(Y_0, \mathbf{X}) - d_0(Y_0, \mathbf{X}) | A = 0, \mathbf{X}\} \right] . \end{aligned}$$

Let  $m(y, \mathbf{x})$  be  $m(y, \mathbf{x}) = 0.5\{d_1(y, \mathbf{x}) - d_0(y, \mathbf{x})\}L(\mathbf{x})$ . Then, combining the established result, we find  $\Psi$  is a special case of  $U$  when  $g_0^\dagger$  is chosen as in (19).

$$\begin{aligned} U(d, g_0^\dagger) &= \left[ \begin{array}{c} d(Y_0, A, \mathbf{X}) - \mathbb{E}^\dagger\{d(Y_0, A, \mathbf{X}) | A, \mathbf{X}\} \\ -\mathbb{E}^\dagger\{d(Y_0, A, \mathbf{X}) | Y_0, \mathbf{X}\} + \mathbb{E}^\dagger\{d(Y_0, A, \mathbf{X}) | \mathbf{X}\} \end{array} \right] \frac{g_0^\dagger(Y_0, A | \mathbf{X})}{g_0^*(Y_0, A | \mathbf{X})} \\ &= [m(Y_0, \mathbf{X}) - \mathbb{E}\{m(Y_0, \mathbf{X}) | A = 0, \mathbf{X}\}] \left\{ \alpha_0^*(Y_0, \mathbf{X}) \right\}^{-A} \left\{ A - \mathbb{E}(A | Y_0 = 0, \mathbf{X}) \right\} \\ &= \Psi(\mathbf{O}_0; \alpha_0^*, m) . \end{aligned}$$

Therefore, we find  $\Lambda_{\text{nuis}}^\perp$  is equivalent to  $\{\Psi(\mathbf{O}_0; \alpha_0^*, m) | \text{unrestricted } m\}$ .

## A.8 Details on Density Ratio Estimation

In Section 5.2.1, we use the KL divergence as the distance measure between the numerator  $f_0^*(y, \mathbf{x} \mid 0)$  and the denominator scaled by the density ratio  $f_0^*(y, \mathbf{x} \mid 0)r_0^*(y, \mathbf{x})$ . Instead, we can use other distance measures to construct an estimator of  $r_0^*$ . For instance, one can consider the least-squares importance fitting (Kanamori et al., 2008) by minimizing the squared loss:

$$r_0^* = \arg \min_{r \in \mathcal{H}_{0X}} \iint_{\mathcal{S}_0(0) \cap \mathcal{S}_0(1)} \left\{ r(y, \mathbf{x}) - r^*(y, \mathbf{x}) \right\}^2 f_0^*(y, \mathbf{x} \mid 0) d(y, \mathbf{x}) .$$

The empirical counterpart of the solution to the equation is  $\hat{r}_{0, \text{MSE}}^{(-k)}(y, \mathbf{x}) = \sum_{j \in \mathcal{I}_{k1}^c} \hat{\gamma}_j^{(-k)} \cdot \mathcal{K}((y, \mathbf{x}), (y_j, \mathbf{x}_j))$  where the coefficients  $\hat{\gamma}_i$  are obtained by solving the following optimization problem including  $L_2$ -regularization term:

$$\begin{aligned} \hat{\gamma}^{(-k)} &:= \arg \min_{\gamma} \left[ \mathbb{P}_{\mathcal{I}_{k0}^c} \left\{ \left( K_{1\cdot}^{(-k)} \gamma \right)^2 \right\} - 2 \mathbb{P}_{\mathcal{I}_{k1}^c} \left\{ \left( K_{0\cdot}^{(-k)} \gamma \right)^2 \right\} + \lambda \gamma^\top K_{\cdot\cdot}^{(-k)} \gamma \right] , \\ K_{a\cdot}^{(-k)} &= \left[ \mathcal{K}((y_i, \mathbf{x}_i), (y_j, \mathbf{x}_j)) \right]_{\substack{i \in \mathcal{I}_{ka}^c \\ j \in \mathcal{I}_k^c}} , \quad K_{\cdot\cdot}^{(-k)} = \left[ \mathcal{K}((y_i, \mathbf{x}_i), (y_j, \mathbf{x}_j)) \right]_{i, j \in \mathcal{I}_k^c} , \end{aligned}$$

where  $\lambda$  is the regularization parameter that can be chosen from cross-validation. The solution can be efficiently obtained via re-framing it as quadratic programming, and  $\hat{r}_{\text{MSE}}^{(-k)}$  converges to the optimal function in  $\mathcal{H}_{0X}$  with  $o_P(N^{-1/4})$  rate under additional conditions; see Kanamori et al. (2012) for details.

Instead of targeting the conditional density of  $Y_0$  given  $(A, \mathbf{X})$ , we may see the problem from another by focusing on the conditional probability of  $A$  given  $(Y_0, \mathbf{X})$ . Specifically, based on the Bayes formula and the definition of  $e_0^*(a \mid y, \mathbf{x}) = \Pr(A = a \mid Y_0 = y, \mathbf{X} = \mathbf{x})$ , we find

$$r_0^*(y, \mathbf{x}) = \frac{\Pr(A = 0 \mid \mathbf{X} = \mathbf{x}) e_0^*(1 \mid y, \mathbf{x})}{\Pr(A = 1 \mid \mathbf{X} = \mathbf{x}) e_0^*(0 \mid y, \mathbf{x})}$$

Consequently, we can obtain a density ratio estimator based on any probabilistic classification machine learning (ML) methods, i.e.,

$$\hat{r}_{0, \text{ML}}^{(-k)}(y, \mathbf{x}) = \frac{\widehat{\Pr}^{(-k)}(A = 0 \mid \mathbf{X}) \hat{e}_0^{(-k)}(1 \mid y, \mathbf{x})}{\widehat{\Pr}^{(-k)}(A = 1 \mid \mathbf{X}) \hat{e}_0^{(-k)}(0 \mid y, \mathbf{x})} .$$

Under mild conditions, the ML-based estimator  $\hat{r}_{0, \text{ML}}^{(-k)}$  achieves  $o_P(N^{-1/4})$  when the conditional probabilities are estimated by Lasso (Belloni and Chernozhukov, 2011, 2013), random forests (Wager and Walther, 2016; Syrgkanis and Zampetakis, 2020), neural networks (Xiaohong Chen and White, 1999; Farrell et al., 2021), and boosting (Luo and Spindler, 2016). We may use ensemble learners of many ML methods based on superlearner algorithm (van der Laan et al., 2007); see Hastie et al. (2009) for details on various ML methods.

We can also use an ensemble of density ratio estimators for improved estimation. In particular,

we consider the following weighted geometric mean:

$$\hat{r}_0^{(-k)}(y, \mathbf{x}; \mathbf{w}) = \prod_{j=1}^J \left\{ \hat{r}_{0,j}^{(-k)}(y, \mathbf{x}) \right\}^{w_j}, \quad \sum_{j=1}^J w_j = 1, \quad \mathbf{w} = (w_1, \dots, w_J)^\top \geq \mathbf{0}.$$

where  $\hat{r}_{0,j}^{(-k)}$  is the  $j$ th density ratio estimator such as  $\hat{r}_{0,\text{KL}}^{(-k)}$ ,  $\hat{r}_{0,\text{MSE}}^{(-k)}$ , and  $\hat{r}_{0,\text{ML}}^{(-k)}$ . We can choose  $\mathbf{w}$  by focusing on the alternative representations of  $f_0^*(y \mid 1, \mathbf{x})$ . Let  $\hat{f}_0^{(-k)}(y, \mathbf{x} \mid 0)$  and  $\hat{f}_0^{(-k)}(y, \mathbf{x} \mid 1)$  be the density estimates obtained from nonparametric density estimation methods. By the definition of  $r_0^*$ , we may choose  $\hat{\mathbf{w}}$  so that the two density estimators  $\hat{r}_0^{(-k)}(y, \mathbf{x}; \hat{\mathbf{w}}) \cdot \hat{f}_0^{(-k)}(y, \mathbf{x} \mid 0)$  and  $\hat{f}_0^{(-k)}(y, \mathbf{x} \mid 1)$ , are similar to each other in the  $L_2$  distance or the KL divergence. Using these density ratio estimators, we can obtain estimators of the baseline odds of  $A$  at time 0 and the corresponding odds ratio. We also obtain an estimator of  $r_1^*$  from a similar estimation procedure.

We conclude the section by discussing how to select reference outcome values to improve estimation performance. Occasionally, the conditional density of  $(Y_0, A = 0) \mid \mathbf{X}$  at the reference outcome value  $y_R$ , i.e.,  $g_0^*(y_R, 0 \mid \mathbf{x})$ , can be extremely small. This issue arises when some covariates are strongly predictive of the outcome, and make the conditional support of  $Y_0 \mid (A = 0, \mathbf{X} = \mathbf{x})$  much narrower than the marginal support of  $Y_0 \mid A = 0$ . Then, the reference outcome value  $y_R$  may not belong to the conditional support of  $Y_0 \mid (A = 0, \mathbf{X} = \mathbf{x})$  for some covariates  $\mathbf{x}$  even though  $y_R$  belongs to the marginal support of  $Y_0 \mid A = 0$ . In this case, nuisance components having  $g_0^*(y_R, 0 \mid \mathbf{x})$  as the denominator might be ill-posed. To resolve this issue, we tune the reference outcome value for each  $\mathbf{x}$ , say  $y_R(\mathbf{x})$ , so that  $g_0^*(y_R(\mathbf{x}), 0 \mid \mathbf{x})$  is sufficiently large. For example, we may select  $y_R(\mathbf{x})$  as the median of the empirical conditional distribution  $Y_0 \mid (A = 0, \mathbf{X} = \mathbf{x})$ . This choice yields a considerably more stable estimator of the density ratios and the odds ratio functions.

## A.9 Details on Minimax Estimation

We first present the details on how the minimax estimator is obtained based on the EIF:

$$\begin{aligned} \hat{\beta}_1^{(-k)} &= \arg \min_{\beta_1 \in \mathcal{H}_X} \left[ \max_{\mu \in \mathcal{H}_X} \left[ \mathbb{P}_{\mathcal{I}_k^c} \left[ \mu(\mathbf{X}) \{A + \hat{\zeta}_1^{(-k)}(\mathbf{O}) \beta_1(\mathbf{X}) - \mu^2(\mathbf{X})\} - \lambda_{\beta, \mu} \|\mu\|_{\mathcal{H}_X}^2 \right] + \lambda_{\beta, \beta} \|\beta_1\|_{\mathcal{H}_X}^2 \right] \right], \\ \hat{\mu}^{(-k)} &= \arg \min_{\mu \in \mathcal{H}_X} \left[ \max_{\beta_1 \in \mathcal{H}_X} \left[ \mathbb{P}_{\mathcal{I}_k^c} \left[ \beta_1(\mathbf{X}) \{ \hat{\zeta}_1^{(-k)}(\mathbf{O}) \mu(\mathbf{X}) + \hat{\zeta}_2^{(-k)}(\mathbf{O}) \} - \beta_1^2(\mathbf{X}) \right] - \lambda_{\mu, \beta} \|\beta_1\|_{\mathcal{H}_X}^2 \right] + \lambda_{\mu, \mu} \|\mu\|_{\mathcal{H}_X}^2 \right], \end{aligned}$$

where

$$\begin{aligned} \hat{r}_2^{(-k)}(Y_0, A, \mathbf{X}) &= [A \{ \hat{\beta}_0^{(-k)}(\mathbf{X}) \}^{-1} + (1 - A) \hat{\alpha}_1^{(-k)}(Y_0, \mathbf{X})] \hat{r}_{1,\text{KL}}^{(-k)}(Y_0, \mathbf{X}), \\ \hat{\zeta}_1^{(-k)}(\mathbf{O}) &= -(1 - A) \hat{\alpha}_1^{(-k)}(Y_1, \mathbf{X}) - (2A - 1) \hat{r}_2^{(-k)}(Y_0, A, \mathbf{X}), \\ \hat{\zeta}_2^{(-k)}(\mathbf{O}) &= Y_1 (1 - A) \hat{\alpha}_1^{(-k)}(Y_1, \mathbf{X}) + (2A - 1) Y_0 \hat{r}_2^{(-k)}(Y_0, A, \mathbf{X}). \end{aligned}$$

Next, we present the result when the AIPW representation is used instead of the EIF. Note

that the AIPW representation evaluated at the estimated odds ratio function is given by

$$\begin{aligned} F(\mathbf{O}_1; \beta_1, \mu) &= \frac{1}{\Pr(A=1)} \left[ \beta_1(\mathbf{X}) \hat{\alpha}_1^{(-k)}(Y_1, \mathbf{X})(1-A)\{Y_1 - \mu(\mathbf{X})\} + A\mu(\mathbf{X}) \right] - \frac{A\mathbb{E}\{Y_1^{(0)} \mid A=1\}}{\Pr(A=1)} \\ &= \frac{1}{\Pr(A=1)} \left[ \begin{array}{l} -\hat{\alpha}_1^{(-k)}(Y_1, \mathbf{X})(1-A)\beta_1(\mathbf{X})\mu(\mathbf{X}) \\ +\hat{\alpha}_1^{(-k)}(Y_1, \mathbf{X})Y_1(1-A)\beta_1(\mathbf{X}) + A\mu(\mathbf{X}) \end{array} \right] - \frac{A\mathbb{E}\{Y_1^{(0)} \mid A=1\}}{\Pr(A=1)}. \end{aligned}$$

Following Ghassami et al. (2022), based on the AIPW representation, we may define minimax estimators of  $\hat{\beta}_1^{(-k)}$  and  $\hat{\mu}^{(-k)}$ :

$$\begin{aligned} \hat{\beta}_1^{(-k)} &= \arg \min_{\beta_1 \in \mathcal{H}_X} \left[ \max_{\mu \in \mathcal{H}_X} \left[ \mathbb{P}_{\mathcal{I}_k^c} [\mu(\mathbf{X}) \{A - \hat{\alpha}_1^{(-k)}(Y_1, \mathbf{X})(1-A)\beta_1(\mathbf{X})\} - \mu^2(\mathbf{X})] - \lambda_{\beta, \mu} \|\mu\|_{\mathcal{H}_X}^2 \right] + \lambda_{\beta, \beta} \|\beta_1\|_{\mathcal{H}_X}^2 \right], \\ \hat{\mu}^{(-k)} &= \arg \min_{\mu \in \mathcal{H}_X} \left[ \max_{\beta_1 \in \mathcal{H}_X} \left[ \mathbb{P}_{\mathcal{I}_k^c} [\beta_1(\mathbf{X}) \hat{\alpha}_1^{(-k)}(Y_1, \mathbf{X})(1-A)\{Y_1 - \mu(\mathbf{X})\} - \beta_1^2(\mathbf{X})] - \lambda_{\mu, \beta} \|\beta_1\|_{\mathcal{H}_X}^2 \right] + \lambda_{\mu, \mu} \|\mu\|_{\mathcal{H}_X}^2 \right], \end{aligned}$$

Next, we present the closed-form solution of  $\hat{\beta}_1^{(-k)}$  in (7); the other estimator  $\hat{\mu}^{(-k)}$  can be obtained in a similar manner. We consider a generalized form of (7):

$$\hat{\beta}_1^{(-k)} = \arg \min_{\beta_1 \in \mathcal{H}_X} \left[ \max_{\mu \in \mathcal{H}_X} \mathbb{P}_{\mathcal{I}_k^c} [\mu(\mathbf{X}) \{q_0(\mathbf{O})\beta_1(\mathbf{X}) + q_1(\mathbf{O})\} - \lambda_{\mu} \|\mu\|_{\mathcal{H}_X}^2] + \lambda_{\beta} \|\beta_1\|_{\mathcal{H}_X}^2 \right].$$

Equation (7) is recovered with  $q_0 = \hat{\zeta}_1$  and  $q_1 = A$ . Let  $\mathcal{K}(\cdot, \cdot; \kappa)$  be the Gaussian kernel  $\mathcal{K}(\mathbf{x}, \mathbf{x}'; \kappa) = \exp \{ -\|\mathbf{x} - \mathbf{x}'\|_2^2 / \kappa \}$  with the bandwidth parameter  $\kappa$ , and let

$$\begin{aligned} M &= |\mathcal{I}_k^c|, \quad I_M = M \times M\text{-identity matrix}, \quad K_{\cdot}^{(-k)}(\kappa) = [\mathcal{K}(\mathbf{x}_i, \mathbf{x}_j; \kappa)]_{i,j \in \mathcal{I}_k^c} \in \mathbb{R}^{M \times M}, \\ Q_0^{(-k)} &= \text{diag}\{q_0(\mathbf{O}_i)\}_{i \in \mathcal{I}_k^c} \in \mathbb{R}^{M \times M}, \quad \mathbf{q}_1^{(-k)} = [q_1(\mathbf{O}_i)]_{i \in \mathcal{I}_k^c}^\top \in \mathbb{R}^M. \end{aligned}$$

Then, the closed-form representation  $\hat{\beta}_1^{(-k)}$  is given as  $\hat{\beta}_1^{(-k)} = \sum_{i \in \mathcal{I}_k^c} \mathcal{K}(\mathbf{x}, \mathbf{x}_i) \hat{\gamma}_i^{(-k)}$  where the coefficients  $\hat{\gamma}^{(-k)} = [\hat{\gamma}_i^{(-k)}]_{i \in \mathcal{I}_k^c}$  are obtained as

$$\begin{aligned} \hat{\gamma}^{(-k)} &= -\left\{ K_{\cdot}^{(-k)}(\kappa_{\beta}) Q_0^{(-k)} \Gamma^{(-k)} Q_0^{(-k)} K_{\cdot}^{(-k)}(\kappa_{\beta}) + M^{-1} \lambda_{\beta} K_{\cdot}^{(-k)}(\kappa_{\beta}) \right\}^\dagger \left\{ K_{\cdot}^{(-k)}(\kappa_{\beta}) Q_0^{(-k)} \Gamma^{(-k)} \mathbf{q}_1^{(-k)} \right\}, \\ \Gamma^{(-k)} &= 0.25 K_{\cdot}^{(-k)}(\kappa_{\xi}) \left\{ M^{-1} K_{\cdot}^{(-k)}(\kappa_{\xi}) + \lambda_{\xi} I_M \right\}^\dagger \end{aligned}$$

where  $V^\dagger$  is the pseudo-inverse of a matrix  $V$ ; see the Supplementary Material of Ghassami et al. (2022) for details.

We use cross-validation to select the hyperparameters  $\eta = (\kappa_{\beta}, \kappa_{\xi}, \lambda_{\beta}, \lambda_{\xi})$ , where we can either use the projected risk (Dikkala et al., 2020; Ghassami et al., 2022), or the MSE compared to the plug-in estimates. The population-level projected risk is defined as  $\mathbb{E}[\|\mathbb{E}[q_0(\mathbf{O})\{\hat{\beta}_1^{(-k)}(\mathbf{X}) - \beta_1^*(\mathbf{X})\} \mid \mathbf{X}]\|_2^2]$ , and its empirical counterpart evaluated over the validation set  $\mathcal{V}$  and the hyper-

parameter  $\eta$  is represented as  $\widehat{\beta}^{(-k)}(\mathcal{V})^\top \Gamma(\mathcal{V}) \widehat{\beta}^{(-k)}(\mathcal{V})$  where

$$\begin{aligned}\widehat{\beta}^{(-k)}(\mathcal{V}) &= [\widehat{\beta}_1^{(-k)}(\mathbf{x}_j)]_{j \in \mathcal{V}} \in \mathbb{R}^M, \\ \Gamma(\mathcal{V}) &= 0.25K_{..}(\mathcal{V}, \kappa_\xi) \left\{ |\mathcal{V}|^{-1} K_{..}(\mathcal{V}, \kappa_\xi) + \lambda_\xi I_M \right\}^\dagger, \quad K_{..}(\mathcal{V}, \kappa_\xi) = [\mathcal{K}(\mathbf{x}_i, \mathbf{x}_j; \kappa)]_{i,j \in \mathcal{V}} \in \mathbb{R}^{|\mathcal{V}| \times |\mathcal{V}|}.\end{aligned}$$

Therefore, we may choose the hyperparameters that minimize the empirical cross-validated projected risk. Alternatively, we can compare the minimax estimates  $\widehat{\beta}_1^{(-k)}$  to the plug-in estimates  $\widehat{\beta}_{1,\text{PI}}^{(-k)}$  obtained from (2) where the density  $\widehat{f}_1^{(-k)}(y | 0, \mathbf{x})$  is obtained as  $\widehat{r}_1(y, \mathbf{x}) \widehat{f}_0^{(-k)}(y | 0, \mathbf{x})$ ; here  $\widehat{r}_1$  is the estimator of the density ratio  $r_1^* = f_1^*(y | 0, \mathbf{x}) / f_0^*(y | 0, \mathbf{x})$ . Then, the empirical MSE evaluated over the validation set is  $|\mathcal{V}|^{-1} \sum_{i \in \mathcal{V}} \{\widehat{\beta}_1^{(-k)}(\mathbf{X}_i) - \widehat{\beta}_{1,\text{PI}}^{(-k)}(\mathbf{X}_i)\}^2$ , and the hyperparameters minimizing the cross-validated empirical MSE is chosen.

We conclude the section by presenting a remedial strategy to address widely varying  $\beta_1^*$ . First, we use  $\widehat{\beta}_{1,\text{PI}}^{(-k)}$ , the plug-in estimates of  $\beta_1$ , to empirically check the range of  $\beta_1^*$ . We recommend following the estimation procedure below if the range of  $\widehat{\beta}_{1,\text{PI}}^{(-k)}$  is excessively wide in that the maximum is larger than ten times the minimum. In this case, we focus on estimating  $b_1^*(\mathbf{X}) = \beta_1^*(\mathbf{X}) / \widehat{\beta}_{1,\text{PI}}^{(-k)}(\mathbf{X})$  instead of  $\beta_1^*$ . Of note,  $b_1^*(\mathbf{X})$  are close to 1 when  $\widehat{\beta}_{1,\text{PI}}^{(-k)}$  is a good estimate, and consequently, the minimax estimates of  $b_1^*$  would vary less than the minimax estimates of  $\beta_1^*$ . Thus, we consider the following minimax problem:

$$\begin{aligned}\widehat{\beta}_1^{(-k)}(\mathbf{X}) &= \widehat{\beta}_{1,\text{PI}}^{(-k)} \cdot \widehat{b}_1(\mathbf{X}) \\ \widehat{b}_1(\mathbf{X}) &= \arg \min_{b_1 \in \mathcal{H}_X} \left[ \max_{\mu \in \mathcal{H}_X} [\mathbb{P}_{\mathcal{I}_k^c}[\mu(\mathbf{X}) \{q_0(\mathbf{O}) \widehat{\beta}_{1,\text{PI}}^{(-k)} b_1(\mathbf{X}) + q_1(\mathbf{O})\} - \mu^2(\mathbf{X})] - \lambda_{\beta,\mu} \|\mu\|_{\mathcal{H}_X}^2] + \lambda_{\beta,\beta} \|b_1\|_{\mathcal{H}_X}^2 \right].\end{aligned}$$

To select good hyperparameter values, we may consider the squared deviation between  $\widehat{\beta}_1^{(-k)}$  and  $\widehat{\beta}_{1,\text{PI}}^{(-k)}$  or that between  $\log(\widehat{\beta}_1^{(-k)})$  and  $\log(\widehat{\beta}_{1,\text{PI}}^{(-k)})$  to account for a wide range of the estimator.

## A.10 Details on Minimax Estimation Under Binary Outcomes

The procedure in Section 5.2 is valid for binary outcomes, but some steps can be simplified due to the discrete nature of the outcome. First, the odds ratio can be estimated based on the probabilistic ML methods. Specifically, let  $\mathbb{1}(Y_0 = y, A = a)$  for  $(y, a) \in \{(0, 0), (0, 1), (1, 0), (1, 1)\}$  be the response variable and  $\mathbf{X}$  be the explanatory variable. Using the probabilistic ML methods and their ensemble via superlearner (van der Laan et al., 2007), we obtain the estimates for  $p_0^*(y, a | \mathbf{X}) := \Pr(Y_0 = y, A = a | \mathbf{X})$  using the estimation fold  $\mathcal{I}_k^c$ , denoted by  $\widehat{p}_0^{(-k)}(y, a | \mathbf{X})$ . The baseline odds function of  $A$  at time 0 and odds ratio estimators are given as

$$\widehat{\beta}_0^{(-k)}(\mathbf{x}) = \frac{\widehat{p}_0^{(-k)}(0, 1 | \mathbf{x})}{\widehat{p}_0^{(-k)}(0, 0 | \mathbf{x})}, \quad \widehat{\alpha}_1^{(-k)}(y, \mathbf{x}) = \frac{\widehat{p}_0^{(-k)}(1, 1 | \mathbf{x}) \widehat{p}_0^{(-k)}(0, 0 | \mathbf{x})}{\widehat{p}_0^{(-k)}(1, 0 | \mathbf{x}) \widehat{p}_0^{(-k)}(0, 1 | \mathbf{x})}.$$

Similarly, we can obtain the estimates for  $p_1^*(y | \mathbf{X}) = \Pr(Y_1 = y, A = 0 | \mathbf{X})$ , denoted by  $\widehat{p}_1^{(-k)}(y | \mathbf{X})$ . For the rest of the steps, we can use the EIF and the same estimation strategy in Section 5.2.2 to

obtain  $\widehat{\tau}_0$ .

For the binary outcome simulation and application, we include the following machine learning methods in the superlearner library: linear regression via `glm`, lasso/elastic net via `glmnet` (Friedman et al., 2010), spline via `earth` (Friedman, 1991) and `polspline` (Kooperberg, 2020), generalized additive model via `gam` (Hastie and Tibshirani, 1986), boosting via `xgboost` (Chen and Guestrin, 2016) and `gbm` (Greenwell et al., 2019), random forest via `ranger` (Wright and Ziegler, 2017), and neural net via `RSNNS` (Bergmeir and Benítez, 2012).

We can use the AIPW moment equation IF in (15) instead of the EIF to estimate the two nuisance functions and use an alternative form of the EIF to evaluate the ATT. Note that  $g_1^*(Y_0, 1 \mid \mathbf{X})\{Y_0 - \mu^*(\mathbf{X})\}$  is given as

$$\begin{aligned} g_1^*(Y_0, 1 \mid \mathbf{X})\{Y_0 - \mu^*(\mathbf{X})\} &= \begin{cases} \Pr(A = 1 \mid \mathbf{X})\mu^*(\mathbf{X})\{1 - \mu^*(\mathbf{X})\} & \text{if } Y_0 = 1 \\ -\Pr(A = 1 \mid \mathbf{X})\{1 - \mu^*(\mathbf{X})\}\mu^*(\mathbf{X}) & \text{if } Y_0 = 0 \end{cases} \\ &= (2Y_0 - 1)\{p_0^*(0, 1 \mid \mathbf{X}) + p_0^*(1, 1 \mid \mathbf{X})\}\mu^*(\mathbf{X})\{1 - \mu^*(\mathbf{X})\}. \end{aligned}$$

Therefore, we find the augmentation term is equivalent to

$$(2A - 1)R^*(Y_0, A, \mathbf{X})\{Y_0 - \mu^*(\mathbf{X})\} = \frac{(2A - 1)(2Y_0 - 1)\{p_0^*(0, 1, \mathbf{X}) + p_0^*(1, 1, \mathbf{X})\}\mu^*(\mathbf{X})\{1 - \mu^*(\mathbf{X})\}}{p_0^*(Y_0, A \mid \mathbf{X})}.$$

Consequently, the EIF under a binary outcome is represented as

$$\text{IF}^*(\mathbf{O}) = \frac{1}{\Pr(A = 1)} \left[ \frac{\beta_1^*(\mathbf{X})\alpha_1^*(Y_1, \mathbf{X})(1 - A)\{Y_1 - \mu^*(\mathbf{X})\} + A\mu^*(\mathbf{X})}{(2A - 1)(2Y_0 - 1)\frac{\{p_0^*(0, 1, \mathbf{X}) + p_0^*(1, 1, \mathbf{X})\}\mu^*(\mathbf{X})\{1 - \mu^*(\mathbf{X})\}}{p_0^*(Y_0, A \mid \mathbf{X})}} \right] - \frac{A\mathbb{E}\{Y_1^{(0)} \mid A = 1\}}{\Pr(A = 1)}.$$

The form is quadratic in  $\mu^*(\mathbf{X})$ , and consequently, we cannot use the EIF to directly apply the minimax estimation. Instead, we may use the inefficient moment equation and  $\mu^*(\mathbf{X})$ , i.e.,

$$\begin{aligned} \widehat{\beta}_1^{(-k)} &= \arg \min_{\beta_1 \in \mathcal{H}_X} \left[ \max_{\mu \in \mathcal{H}_X} [\mathbb{P}_{\mathcal{I}_k^c}[\mu(\mathbf{X})\{A - \widehat{\alpha}_1^{(-k)}(Y_1, \mathbf{X})(1 - A)\beta_1(\mathbf{X})\} - \mu^2(\mathbf{X})] - \lambda_{\beta, \mu}\|\mu\|_{\mathcal{H}_X}^2] + \lambda_{\beta, \beta}\|\beta_1\|_{\mathcal{H}_X}^2 \right], \\ \widehat{\mu}^{(-k)} &= \arg \min_{\mu \in \mathcal{H}_X} \left[ \max_{\beta_1 \in \mathcal{H}_X} [\mathbb{P}_{\mathcal{I}_k^c}[\beta_1(\mathbf{X})\widehat{\alpha}_1^{(-k)}(Y_1, \mathbf{X})(1 - A)\{Y_1 - \mu(\mathbf{X})\} - \beta_1^2(\mathbf{X})] - \lambda_{\mu, \beta}\|\beta_1\|_{\mathcal{H}_X}^2] + \lambda_{\mu, \mu}\|\mu\|_{\mathcal{H}_X}^2 \right]. \end{aligned}$$

Lastly, we obtain the ATT estimator using the alternative form of EIF is  $\widehat{\tau}_0 = K^{-1} \sum_{k=1}^K \widehat{\tau}_0^{(k)}$  where

$$\widehat{\tau}_0^{(k)} = \left\{ \mathbb{P}(A) \right\}^{-1} \mathbb{P}_{\mathcal{I}_k} \left[ \frac{\widehat{\beta}_1^{(-k)}(\mathbf{X})\widehat{\alpha}_1^{(-k)}(Y_1, \mathbf{X})(1 - A)\{Y_1 - \widehat{\mu}^{(-k)}(\mathbf{X})\} + A\widehat{\mu}^{(-k)}(\mathbf{X})}{(2A - 1)(2Y_0 - 1)\frac{\{\widehat{p}_0^{(-k)}(0, 1, \mathbf{X}) + \widehat{p}_0^{(-k)}(1, 1, \mathbf{X})\}\widehat{\mu}^{(-k)}(\mathbf{X})\{1 - \widehat{\mu}^{(-k)}(\mathbf{X})\}}{\widehat{p}_0^{(-k)}(Y_0, A \mid \mathbf{X})}} \right].$$



### A.11 Bias Structure of the Cross-fitting Estimators based on the Three Representations

In this section, we provide details on the leading biases of the cross-fitting estimators for  $\tau_0^*$  based on the three representations (IPW), (OR), and (AIPW). These estimators have the following forms:

$$\begin{aligned}\widehat{\tau}_{0,m} &= \frac{1}{K} \sum_{k=1}^K \widehat{\tau}_{0,m}^{(k)}, \quad m \in \{\text{IPW}, \text{OR}, \text{AIPW}\} \\ \widehat{\tau}_{0,\text{IPW}}^{(k)} &= \left\{ \mathbb{P}(A) \right\}^{-1} \mathbb{P}_{\mathcal{I}_k} \left[ (1-A) \widehat{\beta}_1^{(-k)}(\mathbf{X}) \widehat{\alpha}_1^{(-k)}(Y_1, \mathbf{X}) Y_1 \right] \\ \widehat{\tau}_{0,\text{OR}}^{(k)} &= \left\{ \mathbb{P}(A) \right\}^{-1} \mathbb{P}_{\mathcal{I}_k} \left[ A \widehat{\mu}^{(-k)}(\mathbf{X}) \right] \\ \widehat{\tau}_{0,\text{AIPW}}^{(k)} &= \left\{ \mathbb{P}(A) \right\}^{-1} \mathbb{P}_{\mathcal{I}_k} \left[ \widehat{\beta}_1^{(-k)}(\mathbf{X}) \widehat{\alpha}_1^{(-k)}(Y_1, \mathbf{X}) (1-A) \{Y_1 - \widehat{\mu}^{(-k)}(\mathbf{X})\} + A \widehat{\mu}^{(-k)}(\mathbf{X}) \right]\end{aligned}$$

Following the calculation in Section B.4, we find

$$\begin{aligned}\|\widehat{\tau}_{0,\text{IPW}}^{(k)} - \tau_0^*\| &= O_P \left( N^{1/2} \cdot \left\{ \|\widehat{\beta}_1^{(-k)} - \beta_1^*\|_{P,2} + \|\widehat{\alpha}_1^{(-k)} - \alpha_1^*\|_{P,2} \right\} \right) \\ \|\widehat{\tau}_{0,\text{OR}}^{(k)} - \tau_0^*\| &= O_P \left( N^{1/2} \cdot \left\{ \|\widehat{f}_1^{(-k)} - f_1^*\|_{P,2} + \|\widehat{\alpha}_1^{(-k)} - \alpha_1^*\|_{P,2} \right\} \right) \\ \|\widehat{\tau}_{0,\text{AIPW}}^{(k)} - \tau_0^*\| &= O_P \left( N^{1/2} \cdot \left\{ \begin{aligned} &\|\widehat{\beta}_1^{(-k)} - \beta_1^*\|_{P,2} \|\widehat{\alpha}_1^{(-k)} - \alpha_1^*\|_{P,2} + \|\widehat{f}_1^{(-k)} - f_1^*\|_{P,2} \|\widehat{\alpha}_1^{(-k)} - \alpha_1^*\|_{P,2} \\ &+ \|\widehat{\beta}_1^{(-k)} - \beta_1^*\|_{P,2} \|\widehat{f}_1^{(-k)} - f_1^*\|_{P,2} + \|\widehat{\alpha}_1^{(-k)} - \alpha_1^*\|_{P,2} \end{aligned} \right\} \right)\end{aligned}$$

where  $f_1^*$  and  $\widehat{f}_1^{(-k)}$  are shorthand for  $f_1^*(y_1 | A = 0, \mathbf{X})$  and  $\widehat{f}_1^{(-k)}(y_1 | A = 0, \mathbf{X})$ , respectively. Therefore,  $\widehat{\tau}_{0,\text{IPW}}$  is  $N^{1/2}$ -consistent for  $\tau_0^*$  if the convergence rates of  $\beta_1^*$  and  $\alpha_1^*$  are  $o_P(N^{-1/2})$ . Similarly,  $\widehat{\tau}_{0,\text{OR}}$  is  $N^{1/2}$ -consistent for  $\tau_0^*$  if the convergence rates of  $f_1^*$  and  $\alpha_1^*$  are  $o_P(N^{-1/2})$ . Lastly,  $\widehat{\tau}_{0,\text{AIPW}}$  is  $N^{1/2}$ -consistent for  $\tau_0^*$  if the cross-product convergence rates of the post-treatment nuisance functions are  $o_P(N^{-1/2})$  (which is the same as Assumption (A10)) and the convergence rate of  $\alpha_1^*$  is  $o_P(N^{-1/2})$ . However, it is well-known that this rate is not feasible (e.g., Stone (1980)). Therefore, these cross-fitting estimators cannot be  $N^{1/2}$ -consistent for  $\tau_0^*$ . We remark that  $\widehat{\tau}_{0,\text{AIPW}}$  can be  $N^{1/2}$ -consistent if  $\alpha_1^*$  is known (i.e.,  $\|\widehat{\alpha}_1^{(-k)} - \alpha_1^*\|_{P,2} = 0$ ) and the cross-product convergence rate  $\|\widehat{\beta}_1^{(-k)} - \beta_1^*\|_{P,2} \|\widehat{f}_1^{(-k)} - f_1^*\|_{P,2}$  is  $o_P(N^{-1/2})$ . This coincides with the robustness property in Lemma A.2.

### A.12 Median Heuristic

In many cases, the bandwidth parameter of the kernel function in RKHS can be selected using the median heuristic. For concreteness, let us consider a case where an investigator wants to tune the bandwidth parameter of  $\mathcal{H}_X$ , the RKHS of  $\mathbf{X}$ , based on the  $N$  observed covariates  $\mathbf{X}_1, \dots, \mathbf{X}_N$ . When the kernel function is the radial basis kernel, the elements of the gram matrix are defined as  $\exp \{ -\|\mathbf{X}_i - \mathbf{X}_j\|_2^2 / \kappa \}$ . If  $\kappa$  is very small, the gram matrix will be similar to the identity matrix. On the other hand, if  $\kappa$  is extremely large, the gram matrix will be similar to a matrix of ones. Both of these extreme cases result in estimators that exhibit poor performance. The median heuristic

suggests choosing  $\gamma$  as the median of the pairwise distances (or values close to the median), which is a reasonable initial bandwidth parameter applicable to most scenarios. We refer the readers to [Garreau et al. \(2017\)](#) for more details on the median heuristic.

### A.13 Multiplier Bootstrap Confidence Intervals

We consider a multiplier bootstrap-based variance estimator and confidence intervals estimator. The details are provided in the algorithm below:

---

#### Algorithm 1 Multiplier Bootstrap Procedure

---

**Require:** Number of bootstrap estimates  $B$ ; EIF estimates  $\widehat{\psi}_i^{(-k)}$  for  $i \in \mathcal{I}_k$  and  $k = 1, \dots, K$

- 1: **for**  $b = 1, \dots, B$  **do**
- 2:   Generate i.i.d. random variables  $\epsilon_{i,b} \sim N(1, 1)$  for  $i \in \mathcal{I}_k$  and  $k = 1, \dots, K$
- 3:   Let  $\widehat{\psi}_{i,b}^{(-k)} = \epsilon_{i,b} \widehat{\psi}_i^{(-k)}$
- 4:   Calculate  $\widehat{\tau}_b = K^{-1} \sum_{k=1}^K [\mathbb{P}_{\mathcal{I}_k} \{ \widehat{\psi}_{i,b}^{(-k)} \}]$
- 5: **end for**
- 6: Let  $\widehat{\sigma}_{\text{boot}}^2$  be the empirical variance of  $\{\widehat{\tau}_b \mid b = 1, \dots, B\}$
- 7: Let  $\widehat{q}_{\text{boot}, \alpha}$  be the  $100\alpha$ -th percentile of  $\{\widehat{\tau}_b \mid b = 1, \dots, B\}$
- 8: **return** Variance estimate  $\widehat{\sigma}_{\text{boot}}^2$ ;  $100(1 - \alpha)\%$  confidence interval  $[\widehat{q}_{\text{boot}, \alpha/2}, \widehat{q}_{\text{boot}, 1-\alpha/2}]$

---

Of note, we can generate  $\epsilon_{i,b}$  from a distribution with unity mean and variance.

### A.14 Median Adjustment of Cross-fitting Estimators

Because of its design, the cross-fitting estimator depends on a specific sample split and may produce outlying estimates if some split samples do not represent the entire data. To resolve the issue, [Chernozhukov et al. \(2018\)](#) proposes to use median adjustment from multiple cross-fitting estimates. First, let  $\widehat{\tau}_s$  ( $s = 1, \dots, S$ ) be the  $s$ th cross-fitting estimate with a variance estimate  $\widehat{\sigma}_s^2$ . Then, the median-adjusted cross-fitting estimate and its variance estimate are defined as follows:

$$\widehat{\tau}_{\text{median}} := \text{median}_{s=1, \dots, S} \widehat{\tau}_s, \quad \widehat{\sigma}_{\text{median}}^2 := \text{median}_{s=1, \dots, S} \{ \sigma_s^2 + (\widehat{\tau}_s - \widehat{\tau}_{\text{median}})^2 \}.$$

These estimates are more robust to the particular realization of sample partition.

### A.15 Assessment of the Odds Ratio Equi-confounding Assumption over the Pre-treatment Time Periods

We provide some approaches to assess causal conclusions obtained from the OREC assumptions. The OREC assumption, per se, involves the counterfactual data (i.e.,  $Y_1^{(0)} \mid (A = 1)$ ), and therefore it cannot be directly tested based on the observed data. Nevertheless, if there are multiple pre-treatment time periods available for the analysis, researchers might wish to evaluate the plausibility of the OREC assumption through a placebo test. This involves examining the behavior of the generalized odds ratio across pre-treatment time periods.

To be more specific, let  $t = -T, -T + 1, \dots, 0$  be the  $(T + 1)$  pre-treatment time periods. We define  $\alpha_t^*(y, \mathbf{x})$  be the odds ratio relating  $A$  and  $Y_t^{(0)}$  given  $\mathbf{X} = \mathbf{x}$ , i.e.,

$$\alpha_t^*(y, \mathbf{x}) = \frac{P(Y_t = y \mid A = 1, \mathbf{X} = \mathbf{x})P(Y_t = y_R \mid A = 0, \mathbf{X} = \mathbf{x})}{P(Y_t = y_R \mid A = 1, \mathbf{X} = \mathbf{x})P(Y_t = y \mid A = 0, \mathbf{X} = \mathbf{x})}, \quad t = -T, -T + 1, \dots, 0.$$

The OREC assumption over the  $(T + 1)$  pre-treatment periods implies

$$\alpha_{-T}^*(y, \mathbf{x}) = \alpha_{-T+1}^*(y, \mathbf{x}) = \dots = \alpha_0^*(y, \mathbf{x}), \quad \forall (y, \mathbf{x}).$$

In principle, one can nonparametrically estimate odds ratio functions, denoted by  $\hat{\alpha}_t$ , and conduct statistical tests on whether the differences between two odds ratio functions are constant as zero. However, this approach may not be practical because the nonparametric test requires evaluating all possible values of  $(y, \mathbf{x})$  within its support, which can be computationally burdensome.

For practical implementation, we recommend considering a parametric approach for assessing the OREC assumption over the pre-treatment time periods, which involves the following procedure. In the first step, based on the characteristic of the outcome, one may choose a parametric model for the odds ratio functions, i.e.,  $\alpha_t^*(y, \mathbf{x}) = \alpha(y, \mathbf{x}; \gamma_t^*)$  where  $\gamma_t^*$  is a finite-dimensional parameter governing the odds ratio at time  $t$ . Then, the OREC assumption over the  $(T + 1)$  pre-treatment periods reduces to

$$\gamma_{-T}^* = \gamma_{-T+1}^* = \dots = \gamma_0^*,$$

which can be tested based on the standard hypothesis testing procedures. We provide some specific examples below:

- (i) (*Gaussian*) Suppose that the following Gaussian outcome model is considered:

$$Y_t \sim N(\gamma_{t0} + \gamma_{tX}^T \mathbf{X} + \gamma_{tA} A, \sigma_t^2), \quad t = -T, -T + 1, \dots, 0.$$

Then, OREC over the pre-treatment time periods reduces to

$$\frac{\gamma_{-T,A}^*}{\sigma_{-T}^{*,2}} = \dots = \frac{\gamma_{0,A}^*}{\sigma_0^{*,2}}.$$

This hypothesis can be tested based on the estimators  $\{\hat{\gamma}_{-T,A}/\hat{\sigma}_{-T}^2, \dots, \hat{\gamma}_{0,A}/\hat{\sigma}_0^2\}$ , which are asymptotically normal under some regularity conditions.

- (ii) (*Binary*) Suppose that the following binary outcome model is considered:

$$Y_t \sim \text{Ber}(\text{expit}(\gamma_{t0} + \gamma_{tX}^T \mathbf{X} + \gamma_{tA} A)), \quad t = -T, -T + 1, \dots, 0.$$

Then, OREC over the pre-treatment time periods reduces to  $\gamma_{-T,A}^* = \dots = \gamma_{0,A}^*$ . This hypothesis can be tested based on the estimators  $\{\hat{\gamma}_{-T,A}, \dots, \hat{\gamma}_{0,A}\}$ , which are asymptotically normal under some regularity conditions.

(iii) (*Count*) Suppose that the following Poisson outcome model is considered:

$$Y_t \sim \text{Poisson}(\exp(\gamma_{t0} + \gamma_{tX}^\top \mathbf{X} + \gamma_{tA}A)) , \quad t = -T, -T+1, \dots, 0 .$$

Then, OREC over the pre-treatment time periods reduces to  $\gamma_{-T,A}^* = \dots = \gamma_{0,A}^*$ . This hypothesis can be tested based on the estimators  $\{\hat{\gamma}_{-T,A}, \dots, \hat{\gamma}_{0,A}\}$ , which are asymptotically normal under some regularity conditions.

## A.16 Extension: General Estimands

As an extension, we consider general causal estimands that include both the ATT discussed above as well as nonlinear causal estimands such as quantile causal effects on the treated. To formalize the framework, let  $\theta^*$  denote the estimand of interest, defined as the solution to a counterfactual population moment equation  $\mathbb{E}\{\Omega(Y_1^{(0)}, \mathbf{X}; \theta) \mid A = 1\} = 0$ . Two concrete examples are:

- (i) (*Example 1: Counterfactual Mean*) In this case,  $\Omega(Y_1^{(0)}, \mathbf{X}; \theta) = Y_1^{(0)} - \theta$ . The solution is  $\theta^* = \tau_0^*$ , the counterfactual mean considered in the previous sections.
- (ii) (*Example 2: Counterfactual Quantile*) Suppose  $Y_1^{(0)}$  is continuous. In this case,  $\Omega(Y_1^{(0)}, \mathbf{X}; \theta) = \mathbb{1}\{Y_1^{(0)} \leq \theta\} - q$  for a user-specified value for  $q \in (0, 1)$  of interest. The corresponding solution defines the  $q$ th quantile for the treatment-free counterfactual distribution in the treated,  $Y_1^{(0)} \mid A = 1$ , i.e.,  $\theta^* = \tau_{0,q}^*$  satisfies  $\Pr\{Y_1^{(0)} \leq \tau_{0,q}^* \mid A = 1\} = q$ .

The following theorem offers a generalization of Theorem 4.1, and provides the EIF for  $\theta^*$ ;

**Theorem A.4.** *Suppose Assumptions (A1)-(A5) and regularity conditions in Section A.16.1 of the Supplementary Material hold. Then, the semiparametric efficient influence function for  $\theta^*$  in  $\mathcal{M}_{OREC}$  is  $IF^*(\mathbf{O}; \theta^*) = -\{V_{Eff}^*(\theta^*)\}^{-1} \Omega_{Eff}^*(\mathbf{O}; \theta^*)$  where*

$$\begin{aligned} \Omega_{Eff}^*(\mathbf{O}; \theta) &= \begin{bmatrix} (1-A)\beta_1^*(\mathbf{X})\alpha_1^*(Y_1, \mathbf{X})\{\Omega(Y_1, \mathbf{X}; \theta) - \mu_\Omega^*(\mathbf{X}; \theta)\} + A\mu_\Omega^*(\mathbf{X}; \theta) \\ +(2A-1)R^*(Y_0, A, \mathbf{X})\{\Omega(Y_0, \mathbf{X}; \theta) - \mu_\Omega^*(\mathbf{X}; \theta)\} \end{bmatrix}, \\ \mu_\Omega^*(\mathbf{X}; \theta) &= \frac{\mathbb{E}\{\Omega(Y_1, \mathbf{X}; \theta)\alpha_1^*(Y_1, \mathbf{X}) \mid A = 0, \mathbf{X}\}}{\mathbb{E}\{\alpha_1^*(Y_1, \mathbf{X}) \mid A = 0, \mathbf{X}\}}, \quad V_{Eff}^*(\theta) = \frac{\partial \mathbb{E}\{\Omega_{Eff}^*(\mathbf{O}; \theta)\}}{\partial \theta^\top}. \end{aligned} \quad (20)$$

Consequently, the semiparametric efficiency bound for  $\theta^*$  is  $\text{Var}\{IF^*(\mathbf{O}; \theta^*)\}$ .

In the previous two examples, applying Theorem A.4 yields:

- (i) (*Example 1: Counterfactual Mean*) Straightforward algebra confirms that  $\mu_\Omega^*(\mathbf{X}; \theta) = \mu^*(\mathbf{X}) - \theta$  and  $V_{Eff}^*(\theta) = -\Pr(A = 1)$ . Therefore, we recover the EIF of Theorem 5.1.
- (ii) (*Example 2: Counterfactual Quantile*) From some algebra, we find  $\mu_\Omega^*(\mathbf{X}; \theta) = F_1^*(\theta \mid 1, \mathbf{X}) - q$  and  $V_{Eff}^*(\theta) = \Pr(A = 1)\partial \mathbb{E}\{Y_1^{(0)} \leq \theta \mid A = 1\}/\partial \theta = \Pr(A = 1)f_{1|A}^*(\theta \mid 1)$  where  $F_1^*(y \mid 1, \mathbf{x})$  is the conditional cumulative function of  $Y_1^{(0)} \mid A = 1, \mathbf{X}$  and  $f_{1|A}^*(y \mid 1)$  is the conditional density of  $Y_1^{(0)} \mid A = 1$ . Therefore, the EIF of  $\tau_{0,q}^*$  is

$$IF^*(\mathbf{O}; \tau_{0,q}^*) = - \frac{\begin{bmatrix} (1-A)\beta_1^*(\mathbf{X})\alpha_1^*(Y_1, \mathbf{X})\{\mathbb{1}(Y_1 \leq \tau_{0,q}^*) - F_1^*(\tau_{0,q}^* | 1, \mathbf{X})\} \\ + A\{F_1^*(\tau_{0,q}^* | 1, \mathbf{X}) - q\} \\ + (2A-1)R^*(Y_0, A, \mathbf{X})\{\mathbb{1}(Y_0 \leq \tau_{0,q}^*) - F_1^*(\tau_{0,q}^* | 1, \mathbf{X})\} \end{bmatrix}}{\Pr(A=1)f_{1|A}^*(\tau_{0,q}^* | 1)}. \quad (21)$$

Next, we consider the estimation of  $\boldsymbol{\theta}^*$  using the EIF as a moment equation where all nuisance parameters are estimated. Let us consider the following cross-fitting estimator  $\widehat{\boldsymbol{\theta}}^{(k)}$  that (asymptotically) solves the estimating equation  $\mathbb{P}_{\mathcal{I}_k}\{\widehat{\Omega}_{\text{Eff}}^{(-k)}(\mathbf{O}; \widehat{\boldsymbol{\theta}}^{(k)})\} = r_N$  where  $r_N$  is  $o_P(N^{-1/2})$  and  $\widehat{\Omega}_{\text{Eff}}^{(-k)}$  is the efficient moment equation (20) using estimated nuisance functions, i.e.,

$$\begin{aligned} \widehat{\Omega}_{\text{Eff}}^{(-k)}(\mathbf{O}; \boldsymbol{\theta}) &= \begin{bmatrix} (1-A)\widehat{\beta}_1^{(-k)}(\mathbf{X})\widehat{\alpha}_1^{(-k)}(Y_1, \mathbf{X})\{\Omega(Y_1, \mathbf{X}; \boldsymbol{\theta}) - \widehat{\mu}_\Omega^{(-k)}(\mathbf{X}; \boldsymbol{\theta})\} + A\widehat{\mu}_\Omega^{(-k)}(\mathbf{X}; \boldsymbol{\theta}) \\ + (2A-1)\widehat{R}^{(-k)}(Y_0, A, \mathbf{X})\{\Omega(Y_0, \mathbf{X}; \boldsymbol{\theta}) - \widehat{\mu}_\Omega^{(-k)}(\mathbf{X}; \boldsymbol{\theta})\} \end{bmatrix}, \\ \widehat{\mu}_\Omega^{(-k)}(\mathbf{X}; \boldsymbol{\theta}) &= \frac{\mathbb{E}\{\Omega(Y_1, \mathbf{X}; \boldsymbol{\theta})\widehat{\alpha}_1^{(-k)}(Y_1, \mathbf{X}) | A=0, \mathbf{X}\}}{\mathbb{E}\{\widehat{\alpha}_1^{(-k)}(Y_1, \mathbf{X}) | A=0, \mathbf{X}\}}. \end{aligned}$$

Then, the aggregated cross-fitting estimator across  $K$ -folds, i.e.,  $\widehat{\boldsymbol{\theta}} = K^{-1} \sum_{k=1}^K \widehat{\boldsymbol{\theta}}^{(k)}$  is a semiparametric efficient estimator for  $\boldsymbol{\theta}^*$  under additional conditions; Theorem A.5 states the result.

**Theorem A.5.** *Suppose Assumptions (A1)-(A10) and regularity conditions in Section A.16.1 of the Supplementary Material hold. Then, the aggregated cross-fitting estimator  $\widehat{\boldsymbol{\theta}}$  is asymptotically normal as  $\sqrt{N}(\widehat{\boldsymbol{\theta}} - \boldsymbol{\theta}^*) \xrightarrow{D} N(\mathbf{0}, \Sigma)$  where the variance matrix  $\Sigma$  is equal to the semiparametric efficiency bound under model  $\mathcal{M}_{\text{OREC}}$ , i.e.,  $\Sigma = \text{Var}\{IF^*(\mathbf{O}; \boldsymbol{\theta}^*)\}$ .*

A consistent variance estimator  $\widehat{\Sigma}$  is given in Section A.16.1.

It may be challenging to find a solution to the estimating equation based on the EIF  $\Omega_{\text{Eff}}$  due to its complex form. For example, the EIFs of the counterfactual quantile in (21) are non-linear and non-smooth functions of the target parameter, indicating that the solution may not be easily obtained. In this case, we recommend a one-step estimator which updates a preliminary consistent estimator  $\widetilde{\boldsymbol{\theta}}^{(k)}$ , obtained by solving an inefficient but simpler moment equation. Such a simpler consistent estimator may be obtained by solving an inverse probability moment equation obtained from equation (21) by setting  $F_1^*$  and  $R^*$  to zero. Then, the one-step estimator  $\widehat{\boldsymbol{\theta}}^{(k)}$  is given by  $\widehat{\boldsymbol{\theta}}^{(k)} = \widetilde{\boldsymbol{\theta}}^{(k)} - \{\widehat{V}_{\text{Eff}}^{(-k)}(\widetilde{\boldsymbol{\theta}}^{(k)})\}^{-1} \mathbb{P}_{\mathcal{I}_k}\{\Omega_{\text{Eff}}^{(-k)}(\mathbf{O}, \widetilde{\boldsymbol{\theta}}^{(k)})\}$  where  $\widehat{V}_{\text{Eff}}^{(-k)}(\widetilde{\boldsymbol{\theta}}^{(k)})$  is an estimator of the Jacobian matrix of  $\Omega_{\text{Eff}}$  evaluated at  $\widetilde{\boldsymbol{\theta}}^{(k)}$ ; see Section A.16.1.

### A.16.1 Regularity Conditions for the Estimation of General Estimands

We first introduce the regularity conditions for the consistency of  $\widehat{\boldsymbol{\theta}}$ :

#### Regularity Conditions for the Consistency of $\widehat{\boldsymbol{\theta}}$

(R1) The parameter space  $\Theta$  is a compact subset in  $\mathbb{R}^p$ , and true parameter  $\boldsymbol{\theta}$  is in the interior of  $\Theta$ .

(R2)  $\Omega(y, \mathbf{x}; \boldsymbol{\theta})$  is uniformly bounded for  $(y, \mathbf{x}, \boldsymbol{\theta}) \in \{\mathcal{S}_0(0) \cup \mathcal{S}_0(1)\} \otimes \Theta$ .

(R3)  $\inf_{\boldsymbol{\theta}: \|\boldsymbol{\theta} - \boldsymbol{\theta}^*\| \geq \epsilon} \|\mathbb{E}\{\Omega_{\text{Eff}}^*(\mathbf{O}; \boldsymbol{\theta})\}\| > 0 = \|\mathbb{E}\{\Omega_{\text{Eff}}^*(\mathbf{O}; \boldsymbol{\theta}^*)\}\|$  for every  $\epsilon > 0$ .

Note that Regularity conditions (R1)-(R3) are standard in M-estimation literature to guarantee the consistency of the estimator; see Chapter 5 of [van der Vaart \(1998\)](#) and [Stefanski and Boos \(2002\)](#) for details. Next, we introduce regularity conditions needed for establishing asymptotic normality of  $\hat{\boldsymbol{\theta}}$  and consistency of the variance estimator:

### Regularity Conditions for the Asymptotic Normality of $\hat{\boldsymbol{\theta}}$ and the Consistency of the Proposed Variance Estimator

Let  $\boldsymbol{\eta}$  be the nuisance components  $(\alpha_1, \beta_0, \beta_1, f_{0|AX}, f_{1|AX})$ . Let the expectation operator of  $\Omega$  be

$$\mu_{\Omega}(\mathbf{x}; \boldsymbol{\theta}, \boldsymbol{\eta}) = \left[ \int_{\mathcal{S}_1(0)} \alpha_1(y, \mathbf{x}) f_{1|AX}(y|0, \mathbf{x}) dy \right]^{-1} \left[ \int_{\mathcal{S}_1(0)} \Omega(y, \mathbf{x}; \boldsymbol{\theta}) \alpha_1(y, \mathbf{x}) f_{1|AX}(y|0, \mathbf{x}) dy \right].$$

Then, for a fixed  $\boldsymbol{\eta}$ , we assume the following conditions:

(R4)  $\mu_{\Omega}(\mathbf{x}; \boldsymbol{\theta}, \boldsymbol{\eta})$  is differentiable with respect to  $\boldsymbol{\theta} \in \Theta$  with the Jacobian matrix  $\mathcal{J}(\mathbf{x}; \boldsymbol{\theta}, \boldsymbol{\eta}) := \nabla_{\boldsymbol{\theta}}^{\top} \mu_{\Omega}(\mathbf{x}; \boldsymbol{\theta}, \boldsymbol{\eta})$ . The Jacobian matrix  $\mathcal{J}(\mathbf{x}; \boldsymbol{\theta}, \boldsymbol{\eta})$  is uniformly bounded over  $(\mathbf{x}, \boldsymbol{\theta}) \in \mathcal{X} \otimes \Theta$ , and  $\mathbb{E}\{\mathcal{J}(\mathbf{X}; \boldsymbol{\theta}, \boldsymbol{\eta}^*)\}$  is invertible for  $\boldsymbol{\theta}$  in the neighborhood of  $\boldsymbol{\theta}^*$ .

(R5)  $\{\Omega_{\text{Eff}}(\mathbf{O}; \boldsymbol{\theta}, \boldsymbol{\eta}) \mid \boldsymbol{\theta} \in \Theta\}$  is  $P$ -Donsker.

(R6) There exists a function  $\omega(\mathbf{x}; \boldsymbol{\eta})$  that is uniformly bounded over  $\mathbf{x} \in \mathcal{X}$  satisfying the following result for all  $\boldsymbol{\theta}_1, \boldsymbol{\theta}_2 \in \Theta$  and  $\mathbf{x} \in \mathcal{X}$ :

$$\begin{aligned} \left\| \nabla_{\boldsymbol{\theta}}^{\top} \int_{\mathcal{S}_1(0)} \{\Omega(y, \mathbf{x}; \boldsymbol{\theta}_1) - \Omega(y, \mathbf{x}; \boldsymbol{\theta}_2)\} \alpha_1(y, \mathbf{x}) f_{1|AX}(y|0, \mathbf{x}) dy \right\|_2^2 &\leq \omega(\mathbf{x}; \boldsymbol{\eta}) \cdot \|\boldsymbol{\theta}_1 - \boldsymbol{\theta}_2\|_2^2 \\ \left| \int_{\mathcal{S}_1(0)} \|\Omega(y, \mathbf{x}; \boldsymbol{\theta}_1) - \Omega(y, \mathbf{x}; \boldsymbol{\theta}_2)\|_2^2 \alpha_1(y, \mathbf{x}) f_{1|AX}(y|0, \mathbf{x}) dy \right| &\leq \omega(\mathbf{x}; \boldsymbol{\eta}) \cdot \|\boldsymbol{\theta}_1 - \boldsymbol{\theta}_2\|_2^2. \end{aligned}$$

Regularity conditions (R4)-(R6) are non-standard compared to the usual conditions required for M-estimators because we allow our estimating equation  $\Omega$  to be non-smooth (e.g., the estimating equation for quantiles). Regularity condition (R4) means that, even though the original estimating equation  $\Omega(y, \mathbf{x}; \boldsymbol{\theta})$  is non-smooth, its conditional expectation  $\mathbb{E}_{\boldsymbol{\eta}}\{\Omega(Y_1^{(0)}, \mathbf{X}; \boldsymbol{\theta}) \mid A = 1, \mathbf{X}\}$  is smooth with respect to  $\boldsymbol{\theta}$ . Regularity condition (R5) means that the efficient estimating equation at given nuisance functions over  $\boldsymbol{\theta} \in \Theta$  is not overly complex. Regularity condition (R6) means that the Jacobian  $\mathcal{J}(\mathbf{X}; \boldsymbol{\theta})$  in (R4) is Lipschitz continuous, and the conditional expectation of the  $L_2$  distance between original estimating equations at two parameters,  $\mathbb{E}_{\boldsymbol{\eta}}\{\|\Omega(Y_1^{(0)}, \mathbf{X}; \boldsymbol{\theta}_1) - \Omega(Y_1^{(0)}, \mathbf{X}; \boldsymbol{\theta}_2)\|_2^2 \mid A = 1, \mathbf{X}\}$ , also has the Lipschitz continuity property. A more interpretable condition can replace these assumptions if  $\Omega$  is continuously differentiable; for instance, it is sufficient to assume the following condition that is satisfied for many smooth estimating equations:

(R7) For any  $\boldsymbol{\theta}_1$  and  $\boldsymbol{\theta}_2$ , we have a bounded function  $\omega(\boldsymbol{o}, \boldsymbol{\eta})$  satisfying  $\|\Omega_{\text{Eff}}(\boldsymbol{o}; \boldsymbol{\theta}_1, \boldsymbol{\eta}) - \Omega_{\text{Eff}}(\boldsymbol{o}; \boldsymbol{\theta}_2, \boldsymbol{\eta})\|_2 \leq \omega(\boldsymbol{o}, \boldsymbol{\eta}) \|\boldsymbol{\theta}_1 - \boldsymbol{\theta}_2\|_2$ . Additionally,  $\Omega_{\text{Eff}}(\boldsymbol{o}, \boldsymbol{\theta}, \boldsymbol{\eta})$  is twice differentiable, and  $\mathbb{E}\{\nabla_{\boldsymbol{\theta}}^\top \Omega_{\text{Eff}}(\boldsymbol{O}; \boldsymbol{\theta}, \boldsymbol{\eta}^*)\}_{|\boldsymbol{\theta}=\boldsymbol{\theta}^*}$  is invertible.

We introduce the consistent variance estimator  $\widehat{\Sigma} = \widehat{\Sigma}_B^{-1} \widehat{\Sigma}_M \widehat{\Sigma}_B^{-\top}$  :

$$\begin{aligned} \widehat{\Sigma}_B &= K^{-1} \sum_{k=1}^K \widehat{\Sigma}_B^{(-k)}, & \widehat{\Sigma}_B^{(k)} &= \mathbb{P}_{\mathcal{I}_k} \left\{ A \widehat{\mathcal{J}}^{(-k)}(\boldsymbol{X}; \widehat{\boldsymbol{\theta}}) \right\}, \\ \widehat{\Sigma}_M &= K^{-1} \sum_{k=1}^K \widehat{\Sigma}_M^{(k)}, & \widehat{\Sigma}_M^{(k)} &= \mathbb{P}_{\mathcal{I}_k} \left\{ \widehat{\Omega}_{\text{Eff}}^{(-k)}(\boldsymbol{O}; \widehat{\boldsymbol{\theta}}) \otimes^2 \right\} \end{aligned}$$

Note that  $\widehat{\Sigma}_B^{(k)}$  uses the estimated Jacobian matrix, and this is to incorporate non-smooth estimating equations. If the original estimating equation  $\Omega$  satisfies Regularity condition (R7), we can use  $\widehat{\Sigma}_B^{(k)} = \mathbb{P}_{\mathcal{I}_k} \left\{ \nabla_{\boldsymbol{\theta}}^\top \widehat{\Omega}_{\text{Eff}}^{(-k)}(\boldsymbol{O}; \boldsymbol{\theta}) \right\}_{|\boldsymbol{\theta}=\widehat{\boldsymbol{\theta}}}$ . Additionally, for the one-step estimator, we choose  $\widehat{V}_{\text{Eff}}^{(-k)}(\widehat{\boldsymbol{\theta}}^{(k)}) = \mathbb{P}_{\mathcal{I}_k} \{ A \widehat{\mathcal{J}}^{(-k)}(\boldsymbol{X}; \widehat{\boldsymbol{\theta}}^{(k)}) \}$ ; if  $\Omega$  is differentiable, we can take  $\widehat{V}_{\text{Eff}}^{(-k)}(\widehat{\boldsymbol{\theta}}^{(k)}) = \mathbb{P}_{\mathcal{I}_k} \{ \nabla_{\boldsymbol{\theta}}^\top \widehat{\Omega}_{\text{Eff}}^{(-k)}(\boldsymbol{O}; \widehat{\boldsymbol{\theta}}^{(k)}) \}$ .

## A.17 Extension: Missing Data Setting

Next, we consider settings where study units' outcomes are measured multiple times, but some subjects drop out before the end study period. Let us consider a simple data structure  $\{\boldsymbol{X}, Y_0, 1 - A, (1 - A)Y_1\}$  where  $\boldsymbol{X}$  is a collection of baseline covariates,  $Y_t$  ( $t = 0, 1$ ) is an outcome of interest measured at time  $t$ , and  $A$  is an indicator of whether  $Y_1$  is missing ( $A = 1$ ) or measured ( $A = 0$ ); note that we define  $A$  to make the discussion below concordant to the results in the previous sections. Let  $\mathbb{E}(Y_1)$  be the target estimand. The most popular identifying assumptions to address missing data is that they are missing completely at random (MCAR) or missing at random (MAR) in that  $Y_1 \perp\!\!\!\perp A$  or  $Y_1 \perp\!\!\!\perp A \mid (Y_0, \boldsymbol{X})$ , respectively. Under these assumptions, identification of  $\mathbb{E}(Y_1)$  is straightforward using the fact that  $\mathbb{E}(Y_1 \mid A = 1) - \mathbb{E}(Y_1 \mid A = 0) = 0$  and  $\mathbb{E}(Y_1 \mid A = 1, Y_0, \boldsymbol{X}) = \mathbb{E}(Y_1 \mid A = 1, Y_0, \boldsymbol{X}) = 0$ . A more challenging case arises when the drop-out mechanism is missing not at random (MNAR) in that  $Y_1 \not\perp\!\!\!\perp A \mid (Y_0, \boldsymbol{X})$ , and an additional assumption is needed to identify the target estimand. For example, an approach recently introduced in [Dukes et al. \(2022\)](#) is motivated by the DiD strategy. Specifically, they assume the following PT assumption on the outcomes  $(Y_0, Y_1)$  holds, i.e.,  $\mathbb{E}(Y_1 - Y_0 \mid A = 0, \boldsymbol{X}) = \mathbb{E}(Y_1 - Y_0 \mid A = 1, \boldsymbol{X})$ . Then, the estimand is identified by the usual DiD estimator as  $\mathbb{E}(Y_1) = \mathbb{E}[\mathbb{E}(Y_1 \mid A = 0, \boldsymbol{X}) - \{\mathbb{E}(Y_0 \mid A = 0, \boldsymbol{X}) - \mathbb{E}(Y_0 \mid A = 1, \boldsymbol{X})\} \Pr(A = 1 \mid \boldsymbol{X})]$ .

The OREC identification framework introduced in this paper therefore provides an alternative identification strategy to PT when missingness is not at random. Because  $\mathbb{E}(Y_1) = \mathbb{E}(Y_1 \mid A = 0) \Pr(A = 0) + \mathbb{E}(Y_1 \mid A = 1) \Pr(A = 1)$ , To identify the mean of  $Y_1$ , it clearly suffices to identify  $\mathbb{E}(Y_1 \mid A = 1)$ , the conditional mean of the outcome in the subset of the population with missing outcome. Suppose that the missing mechanism satisfies the OREC condition in that  $\alpha_0^*(y, \boldsymbol{x})$  is equal to  $\alpha_1^*(y, \boldsymbol{x})$  where  $\alpha_t^*$  is the odds ratio relating  $Y_t$  with  $A$  given  $\boldsymbol{X}$ . Under Assumptions



(A1)-(A5) tailored to the missing data setting, we can identify  $\mathbb{E}(Y_1 \mid A = 1)$  by using  $\alpha_0^*$  instead of  $\alpha_1^*$  in the three representations (IPW), (OR), and (AIPW). Moreover, Theorem 5.1 provides the EIF of  $\mathbb{E}(Y_1 \mid A = 1)$  under the model that is only restricted by the OREC assumption. Therefore, we can obtain the estimators for  $\mathbb{E}(Y_1 \mid A = 1)$  and  $\mathbb{E}(Y_1)$  by following the approaches in Section 5.2, and these estimators are consistent and asymptotically normal under the stated conditions. Lastly, we can likewise identify and estimate other causal quantities (e.g., quantiles) of the outcome subject to missingness using the approaches described in the prior Section; details are omitted as the extension is somewhat straightforward.

## A.18 Details on the Data Analyses

### A.18.1 Continuous Outcome: Minimum Wage Policy on Teen Employment

We provide details on the minimum wage policy and teen employment data. First, Table A.1 shows the list of pre-treatment covariates; note that no county belongs to the northeast census region.

Type	Characteristics	Details	Notation
Binary	Census region	$\mathbb{1}(\text{census region} = \text{South})$	$X_{\text{cr.s}}$
		$\mathbb{1}(\text{census region} = \text{West})$	$X_{\text{cr.w}}$
Continuous	Population	$\log(\text{Population})$	$X_{\text{pop}}$
	Income	$\log(\text{Median income})$	$X_{\text{inc}}$
	Race	Proportion of white	$X_{\text{wht}}$
	Education	Proportion of high school graduates	$X_{\text{hs}}$
	Poverty	Poverty rate	$X_{\text{pv}}$

Table A.1: Details of Pre-treatment Covariates in the Minimum Wage Policy and Teen Employment Data

Second, we provide details on how we use the pre-treatment covariates to obtain  $\hat{\tau}_{\text{PT}}$ . We use `att_gt` function in `did` R package to obtain the ATT estimator, and we can specify the formula of covariates in `att_gt` function through `xformula` argument. We include the original covariates and the squares of continuous covariates, i.e.,

$$\text{xformula} = \sim X_{\text{cr.s}} + X_{\text{cr.w}} + X_{\text{pop}} + X_{\text{inc}} + X_{\text{wht}} + X_{\text{hs}} + X_{\text{pv}} + X_{\text{pop}}^2 + X_{\text{inc}}^2 + X_{\text{wht}}^2 + X_{\text{hs}}^2 + X_{\text{pv}}^2$$

Third, to obtain  $\hat{\tau}_{\text{OREC}}$ , we follow the approach in Section A.10 where the conditional probabilities  $\Pr(Y_0 = y, A = a \mid \mathbf{X} = \mathbf{x})$  and  $\Pr(Y_1 = y, A = 0 \mid \mathbf{X} = \mathbf{x})$  are estimated from many machine learning methods and their ensemble learner.

Lastly, we provide visual evidence that the overlap assumption is plausible for the data. Using the observed data, we estimate the conditional densities of  $Y_0 \mid (A = 0, \mathbf{X})$ ,  $Y_0 \mid (A = 1, \mathbf{X})$ , and  $Y_1^{(0)} \mid (A = 0, \mathbf{X})$ , denoted by  $\hat{f}_0(y \mid 0, \mathbf{X})$ ,  $\hat{f}_0(y \mid 1, \mathbf{X})$ , and  $\hat{f}_1(y \mid 0, \mathbf{X})$ , respectively. Under the OREC assumption, we could obtain estimates of the conditional density of  $Y_1^{(0)} \mid (A = 1, \mathbf{X})$ ,

denoted by  $\hat{f}_1(y|1, \mathbf{X})$ . For observed covariates  $\mathbf{X}_i$  ( $i = 1, \dots, N$ ), we define the support as the range of  $y$  that makes the estimated density greater than  $10^{-3}$ , i.e.,  $\hat{\mathcal{Y}}_t(a, \mathbf{X}_i) := \{y \mid \hat{f}_t(y|a, \mathbf{X}_i) \geq 10^{-3}\}$  for  $t = 0, 1$  and  $a = 0, 1$ . Figure A.4 compares a collection of supports  $\hat{\mathcal{Y}}_t(a, \mathbf{X}_i)$  to the others. We find that the first three supports (identified from the observed data) and the last support (obtained under the OREC assumption) are not dramatically different across the observed  $\mathbf{X}_i$ .

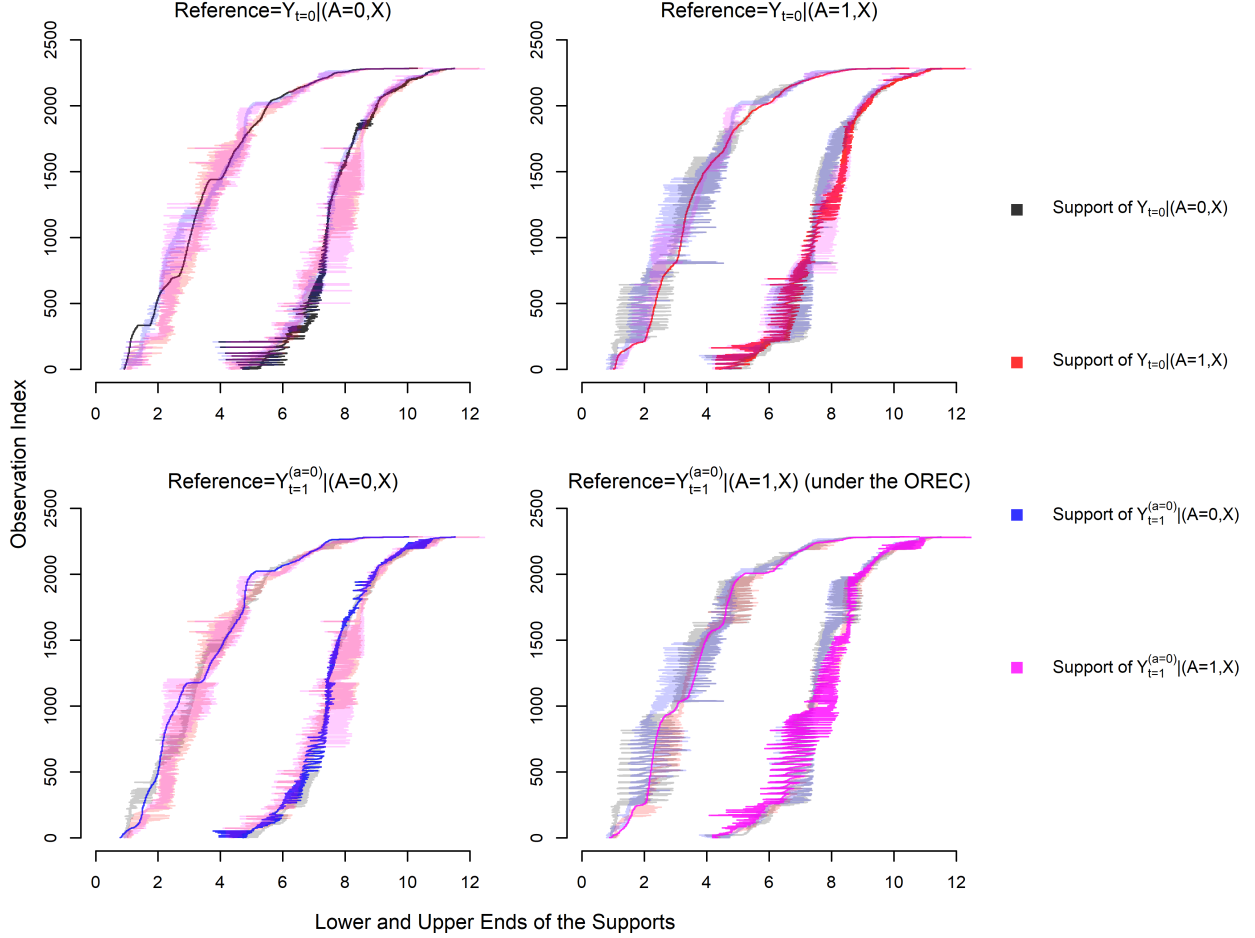


Figure A.4: Validation of the Overlap Assumption in the Minimum Wage Policy and Teen Employment Data. The left and right curves in each plot show the lower and upper ends of  $\hat{\mathcal{Y}}_t(a, \mathbf{X}_i)$  for  $i = 1, \dots, N$ . For better visual illustrations, the distribution in the title is chosen as the reference for each plot, and observations are sorted according to the lower end of the support of the reference distribution. The overlapping curves indicate that  $\hat{\mathcal{Y}}_t(a, \mathbf{X}_i)$  are similar across the observed  $\mathbf{X}_i$ .

### A.18.2 Binary Outcome: Pennsylvania Traffic Data

We first present Table A.2, which shows the contingency tables across times.

Table A.3 shows the list of pre-treatment covariates, and how those are used in the analysis.

Similar to the previous application, we compare the two estimators  $\hat{\tau}_{\text{OREC}}$  and  $\hat{\tau}_{\text{PT}}$ . Specifically, we use the same ML methods to obtain the former estimator, and we use the original pre-treatment

		Outcome at $t = 0$		Outcome at $t = 1$	
		$Y_0 = 0$	$Y_0 = 1$	$Y_1 = 0$	$Y_1 = 1$
Treatment	$A = 1$	1101	554	1106	549
	$A = 0$	232	99	241	90

Table A.2: Contingency Table of  $(A, Y)$  Across Pre- and Post-treatment Periods in the Pennsylvania Traffic Data

Type	Characteristics	Details	Notation
Binary	Speed limit	$\mathbb{1}(\text{Speed sign} \geq 45 \text{ miles})$	$X_{\text{sl}}$
	Width	$\mathbb{1}(\text{Widths} \in (20, 23] \text{ feet})$	$X_{\text{wd.1}}$
		$\mathbb{1}(\text{Widths} > 23 \text{ feet})$	$X_{\text{wd.2}}$
	Intersection	$\mathbb{1}(\text{Number of intersections} \geq 1)$	$X_{\text{int}}$
	Curve	$\mathbb{1}(\text{Number of curves} \geq 1)$	$X_{\text{cv}}$
Continuous	Length	Roadway segment length in mile	$X_{\text{len}}$
	Shoulder width	$\log(1 + \text{Average shoulder width in feet})$	$X_{\text{sw}}$
	Number of driveways	$\log(1 + \text{Average shoulder width in feet})$	$X_{\text{nd}}$
	Degree of curvature	$\log(1 + \text{Average degree of curvature})$	$X_{\text{dc}}$
	Traffic volume	$\log(1 + \text{Annual average daily traffic volume in 2008})$	$X_{\text{tv}}$

Table A.3: Details of Pre-treatment Covariates in the Pennsylvania Traffic Data

covariates and the squares of continuous covariates to obtain the latter estimator. Specifically, we use `att_gt` function in `did` R package to obtain the ATT estimator, and we can specify the formula of covariates in `att_gt` function through `xformula` argument. We include the original covariates and the squares of continuous covariates, i.e.,

$$\begin{aligned} \mathbf{xformula} = & \sim X_{\text{sl}} + X_{\text{wd.1}} + X_{\text{wd.2}} + X_{\text{int}} + X_{\text{cv}} + X_{\text{len}} + X_{\text{sw}} + X_{\text{nd}} + X_{\text{dc}} + X_{\text{tv}} \\ & + X_{\text{len}}^2 + X_{\text{sw}}^2 + X_{\text{nd}}^2 + X_{\text{dc}}^2 + X_{\text{tv}}^2 \end{aligned}$$

Lastly, we provide empirical evidence that the overlap assumption is plausible for the data. Using the observed data, we estimate the conditional probabilities  $\Pr(Y_0 = 1 \mid A = 0, \mathbf{X})$ ,  $\Pr(Y_0 = 1 \mid A = 1, \mathbf{X})$ , and  $\Pr(Y_1^{(0)} = 1 \mid A = 0, \mathbf{X})$  from machine learning methods, denoted by  $\hat{f}_0(1 \mid 0, \mathbf{X})$ ,  $\hat{f}_0(1 \mid 1, \mathbf{X})$ , and  $\hat{f}_1(1 \mid 0, \mathbf{X})$ . Under the OREC assumption, we could obtain estimates of the conditional probability  $\Pr(Y_1^{(0)} = 1 \mid A = 1, \mathbf{X})$ , denoted by  $\hat{f}_1(1 \mid 1, \mathbf{X})$ . We study the range of the estimated conditional probabilities across observed covariates  $\mathbf{X}_i$  ( $i = 1, \dots, N$ ). Table A.4 shows the summary statistics of these conditional probabilities. We find that the overlap assumption seems plausible for the first three distributions as well as the last distribution under the OREC assumption.

	$\widehat{f}_0(1 \mid 0, \mathbf{X}_i)$	$\widehat{f}_0(1 \mid 1, \mathbf{X}_i)$	$\widehat{f}_1(1 \mid 0, \mathbf{X}_i)$	$\widehat{f}_0(1 \mid 1, \mathbf{X}_i)$ (under OREC)
Minimum	0.209	0.070	0.168	0.044
$Q_1$	0.305	0.269	0.294	0.260
$Q_2$	0.332	0.301	0.331	0.304
Mean	0.335	0.304	0.331	0.301
$Q_3$	0.374	0.340	0.377	0.341
Maximum	0.440	0.541	0.439	0.511

Table A.4: Validation of the Overlap Assumption in the Pennsylvania Traffic Data. The summary measures are obtained from the observed covariates  $\mathbf{X}_i$  for  $i = 1, \dots, N$ .

## B Proof of the Main Paper

In this section, we use the following shorthand for the conditional distributions for  $t = 0, 1$ :

$$\begin{aligned}
f_{tA|X}^*(y, a \mid \mathbf{x}) &= g_t^*(y, a \mid \mathbf{x}) = P(Y_t^{(0)} = y, A = a \mid \mathbf{X} = \mathbf{x}) , \\
f_t^*(y \mid a, \mathbf{x}) &= f_{t|AX}^*(y \mid a, \mathbf{x}) = P(Y_t^{(0)} = y \mid A = a, \mathbf{X} = \mathbf{x}) , \\
e_t^*(a \mid y, \mathbf{x}) &= f_{A|tX}^*(a \mid y, \mathbf{x}) = \Pr(A = a \mid Y_0^{(0)} = y, \mathbf{X} = \mathbf{x}) .
\end{aligned}$$

That is, we unify the density notation by using  $f$ , and let the subscript indicate the conditional distribution. Similarly, we denote

$$f_{t|X}^*(y \mid \mathbf{x}) = P(Y_t^{(0)} = y \mid \mathbf{X} = \mathbf{x}) , \quad f_{A|X}^*(a \mid \mathbf{x}) = \Pr(A = a \mid \mathbf{X} = \mathbf{x}) .$$

### B.1 Proof of Lemma 3.1

For time  $t = 0, 1$ , the odds of treatment at  $Y_t^{(0)} = y$  is

$$\begin{aligned}
& \frac{\Pr(A = 1 \mid Y_t^{(0)} = y)}{\Pr(A = 0 \mid Y_t^{(0)} = y)} \\
&= \int \frac{P(Y_t^{(0)} = y, A = 1, U = u)}{P(Y_t^{(0)} = y, A = 0)} du \\
&= \int \frac{P(Y_t^{(0)} = y, A = 1, U = u)}{P(Y_t^{(0)} = y, A = 0, U = u)} \frac{P(Y_t^{(0)} = y, A = 0, U = u)}{P(Y_t^{(0)} = y, A = 0)} du \\
&= \int \frac{\Pr(A = 1 \mid Y_t^{(0)} = y, U = u)}{\Pr(A = 0 \mid Y_t^{(0)} = y, U = u)} P(U = u \mid Y_t^{(0)} = y, A = 0) du \\
&= \int \frac{\Pr(A = 1 \mid U = u)}{\Pr(A = 0 \mid U = u)} P(U = u \mid Y_t^{(0)} = y, A = 0) du .
\end{aligned}$$

The first four lines are trivial. The fifth line is from Condition (L1) in Lemma 3.1. From (L2) in Lemma 3.1, we find that  $P(U = u \mid Y_1^{(0)} = y, A = 0) = P(U = u \mid Y_t = y, A = 0, t = 1) = P(U = u \mid Y_t = y, A = 0, t = 0) = P(U = u \mid Y_0^{(0)} = y, A = 0)$ . Therefore,

$$\frac{\Pr(A = 1 \mid Y_0^{(0)} = y)}{\Pr(A = 0 \mid Y_0^{(0)} = y)} = \frac{\Pr(A = 1 \mid Y_1^{(0)} = y)}{\Pr(A = 0 \mid Y_1^{(0)} = y)},$$

which implies that

$$\alpha_0^*(y) = \frac{\Pr(A = 1 \mid Y_0^{(0)} = y) \Pr(A = 0 \mid Y_0^{(0)} = 0)}{\Pr(A = 0 \mid Y_0^{(0)} = y) \Pr(A = 1 \mid Y_0^{(0)} = 0)} = \frac{\Pr(A = 1 \mid Y_1^{(0)} = y) \Pr(A = 0 \mid Y_1^{(0)} = 0)}{\Pr(A = 0 \mid Y_1^{(0)} = y) \Pr(A = 1 \mid Y_1^{(0)} = 0)} = \alpha_1^*(y).$$

This completes the proof.

## B.2 Proof of Lemma 4.1

We find

$$\beta_1^*(\mathbf{X}) = \frac{f_{1A|X}^*(0, 1 \mid \mathbf{X})}{f_{1A|X}^*(0, 0 \mid \mathbf{X})}, \quad \alpha_1^*(y, \mathbf{X}) = \begin{cases} \frac{f_{1A|X}^*(y, 1 \mid \mathbf{X}) f_{1A|X}^*(0, 0 \mid \mathbf{X})}{f_{1A|X}^*(y, 0 \mid \mathbf{X}) f_{1A|X}^*(0, 1 \mid \mathbf{X})} & \text{for } y \in \mathcal{S}_1(1) \\ 0 & \text{for } y \in \mathbb{R} \cap \mathcal{S}_1(1)^c \end{cases}.$$

Consequently, we obtain the following result for all  $y \in \mathcal{S}_1(1)$ :

$$\begin{aligned} \beta_1^*(\mathbf{X}) \alpha_1^*(y, \mathbf{X}) f_{1|AX}^*(y \mid 0, \mathbf{X}) f_{A|X}^*(0 \mid \mathbf{X}) &= \beta_1^*(\mathbf{X}) \alpha_1^*(y, \mathbf{X}) f_{1|AX}^*(y, 0 \mid \mathbf{X}) \\ &= f_{1A|X}^*(y, 1 \mid \mathbf{X}) = f_{1|AX}^*(y \mid 1, \mathbf{X}) f_{A|X}^*(1 \mid \mathbf{X}), \end{aligned}$$

and  $\beta_1^*(\mathbf{X}) \alpha_1^*(y, \mathbf{X}) f_{1|AX}^*(y \mid 0, \mathbf{X}) f_{A|X}^*(0 \mid \mathbf{X}) = 0$  for  $y \in \mathbb{R} \cap \mathcal{S}_1(1)^c$ .

We integrate both hand sides with respect to  $y$  over  $\mathcal{S}_1(0)$ , and we get

$$\beta_1^*(\mathbf{X}) \mathbb{E}\{\alpha_1^*(Y_1, \mathbf{X}) \mid A = 0, \mathbf{X}\} f_{A|X}^*(0 \mid \mathbf{X}) = f_{A|X}^*(1 \mid \mathbf{X}).$$

This proves the result related to  $\beta_1^*$ .

Next, we find the following result for any integrable  $\mathcal{G}$ :

$$\begin{aligned} \beta_1^*(\mathbf{X}) \mathbb{E}\{\mathcal{G}(Y_1) \alpha_1^*(Y_1, \mathbf{X}) \mid A = 0, \mathbf{X}\} &= \int_{\mathcal{S}_1(0)} \mathcal{G}(y) \beta_1^*(\mathbf{X}) \alpha_1^*(y, \mathbf{X}) f_{1|AX}^*(y \mid 0, \mathbf{X}) dy \\ &= \frac{f_{A|X}^*(1 \mid \mathbf{X})}{f_{A|X}^*(0 \mid \mathbf{X})} \int_{\mathcal{S}_1(1)} \mathcal{G}(y) f_{1|AX}^*(y \mid 1, \mathbf{X}) dy \\ &= \frac{f_{A|X}^*(1 \mid \mathbf{X})}{f_{A|X}^*(0 \mid \mathbf{X})} \mathbb{E}\{\mathcal{G}(Y_1^{(0)}) \mid A = 1, \mathbf{X}\}. \end{aligned} \tag{22}$$

As a consequence, we get

$$\begin{aligned} & \frac{\mathbb{E}\{\mathcal{G}(Y_1)\alpha_1^*(Y_1, \mathbf{X}) \mid A = 0, \mathbf{X}\}}{\mathbb{E}\{\alpha_1^*(Y_1, \mathbf{X}) \mid A = 0, \mathbf{X}\}} \\ &= \left[ \frac{f_{A|X}^*(1 \mid \mathbf{X})}{f_{A|X}^*(0 \mid \mathbf{X})} \mathbb{E}\{\mathcal{G}(Y_1^{(0)}) \mid A = 1, \mathbf{X}\} \right] \left\{ \frac{f_{A|X}^*(1 \mid \mathbf{X})}{f_{A|X}^*(0 \mid \mathbf{X})} \mathbb{E}(1 \mid A = 1, \mathbf{X}) \right\}^{-1} = \mathbb{E}\{\mathcal{G}(Y_1^{(0)}) \mid A = 1, \mathbf{X}\} \end{aligned}$$

where the first identity is from taking  $\mathcal{G}$  in the denominator as the constant function 1, i.e.,  $\mathcal{G}(y) \equiv 1$ . This concludes the proof.

### B.3 Proof of Theorem 5.1

We find  $\mathcal{M}_{\text{OREC}}$  is characterized as

$$\mathcal{M}_{\text{OREC}} = \left\{ P(\mathbf{O}) \mid \text{Any regular } P(\mathbf{O}) \text{ with supports satisfying } \mathcal{S}_0(1) \cap \mathcal{S}_1(0) \neq \emptyset, \mathcal{S}_1(0) \subseteq \mathcal{S}_0(0) \right\}.$$

where the support conditions are from Assumption (A3) and (A4). We consider a parametric submodel of  $\mathcal{M}_{\text{OREC}}$  parametrized by an one-dimensional parameter  $\eta$ :

$$\begin{aligned} & \mathcal{M}_{\text{OREC}}(\eta) \\ &= \left\{ P(\mathbf{O}; \eta) \mid \text{Any regular } P(\mathbf{O}; \eta) \text{ with supports satisfying } \mathcal{S}_0(1) \cap \mathcal{S}_1(0) \neq \emptyset, \mathcal{S}_1(0) \subseteq \mathcal{S}_0(0) \right\}. \end{aligned} \quad (23)$$

Before going into more detail, we define a few more notations related to  $\eta$ . Let  $\nabla_\eta h(\cdot; \eta)$  denote the derivative of  $h(\cdot; \eta)$  with respect to  $\eta$ , and  $\mathbb{E}^{(\eta)}\{h(\mathbf{O})\}$  denote the expectation of function  $h$  with respect to the distribution  $P(\mathbf{O}; \eta)$ . Let  $f_{\mathbf{O}}(\mathbf{O}; \eta)$  be the density of the parametric submodel  $P(\mathbf{O}; \eta)$ . We suppose that the true distribution of the observed data  $P(\mathbf{O})$  is recovered at  $\eta^*$ , i.e.,  $P^*(\mathbf{O}) = P(\mathbf{O}; \eta^*)$ .

Since the restrictions on the supports do not change the tangent space, we find the tangent space of the model  $\mathcal{M}_{\text{OREC}}$  is given as

$$\mathcal{T}_{\text{OREC}} = \{S(\mathbf{O}) \mid \mathbb{E}\{S(\mathbf{O})\} = 0, \mathbb{E}[\{S(\mathbf{O})\}^2] < \infty\}, \quad (24)$$

where the expectations in  $\mathcal{T}_{\text{OREC}}$  are evaluated at the true distribution  $P^*(\mathbf{O})$  satisfying the support conditions. In other words,  $\mathcal{T}_{\text{OREC}}$  is the entire Hilbert space of mean-zero, square-integrable functions of  $\mathbf{O}$  with  $\mathcal{S}_0(1) \cap \mathcal{S}_1(0) \neq \emptyset$  and  $\mathcal{S}_1(0) \subseteq \mathcal{S}_0(0)$ .

Since the model is nonparametric, there is a unique influence function for  $\mathbb{E}\{\mathcal{G}(Y_1^{(0)}) \mid A = 1\}$ , and it is efficient in  $\mathcal{M}_{\text{OREC}}$ . Therefore, to establish that  $\text{IF}^*(\mathbf{O})$  is the EIF for  $\mathbb{E}\{\mathcal{G}(Y_1^{(0)}) \mid A = 1\}$ , it suffices to show that the counterfactual mean is a differentiable parameter (Newey, 1990), i.e.,

$$\left. \frac{\partial}{\partial \eta} \mathbb{E}^{(\eta)}\{\mathcal{G}(Y_1^{(0)}) \mid A = 1\} \right|_{\eta=\eta^*} = \mathbb{E}\{s_{\mathbf{O}}(\mathbf{O}; \eta^*) \text{IF}^*(\mathbf{O})\}, \quad (25)$$

where  $s_{\mathbf{O}}(\mathbf{O}; \eta) = \nabla_\eta f_{\mathbf{O}}(\mathbf{O}; \eta) / f_{\mathbf{O}}(\mathbf{O}; \eta)$ .

We first provide an alternative form of the right hand side. The (conjectured) EIF is written as

$$\text{IF}^*(\mathbf{O}) = \widetilde{\text{IF}}(\mathbf{O}_1; \eta^*) - \frac{A\mathbb{E}\{\mathcal{G}(Y_1^{(0)}) \mid A = 1\}}{\Pr(A = 1; \eta^*)} + \text{IF}_{\text{Aug}}(\mathbf{O}_0; \eta^*) ,$$

where  $\widetilde{\text{IF}}(\mathbf{O}_1; \eta)$  and  $\text{IF}_{\text{Aug}}(\mathbf{O}_0; \eta)$  are

$$\begin{aligned} \widetilde{\text{IF}}(\mathbf{O}_1; \eta) &= \frac{1}{\Pr(A = 1; \eta)} \left[ \beta_1(\mathbf{X}; \eta) \alpha_1(Y_1, \mathbf{X}; \eta) (1 - A) \{ \mathcal{G}(Y_1) - \mu(\mathbf{X}; \eta) \} + A \mu(\mathbf{X}; \eta) \right] . \\ \text{IF}_{\text{Aug}}(\mathbf{O}_0; \eta) &= \frac{(2A - 1)R(Y_0, A, \mathbf{X}; \eta) \{ \mathcal{G}(Y_0) - \mu(\mathbf{X}; \eta) \}}{\Pr(A = 1)} \\ &= \frac{(2A - 1)\beta_1(\mathbf{X}; \eta) \alpha_1(Y_0, \mathbf{X}; \eta)}{\Pr(A = 1)} \frac{f_{1A|X}(Y_0, 0 \mid \mathbf{X}; \eta)}{f_{0A|X}(Y_0, A \mid \mathbf{X}; \eta)} \{ \mathcal{G}(Y_0) - \mu(\mathbf{X}; \eta) \} . \end{aligned}$$

Here,  $\alpha_1(Y_1, \mathbf{X}; \eta)$  is the solution to the moment equation (18) at  $\eta$ , i.e., for  $\mathcal{S}_\alpha := \mathcal{S}_0(1) \cap \mathcal{S}_1(0)$ , i.e.,

$$\begin{aligned} \text{For } (y, \mathbf{x}) \in \mathcal{S}_\alpha, \quad & \alpha_1^{(\eta)} \text{ solves } \overline{\mathbb{E}}_{\mathcal{S}_\alpha}^{(\eta)} \{ \Psi_{\mathcal{S}_\alpha}(\mathbf{O}_0; \alpha, f_0(\cdot \mid 0, \cdot; \eta), e_0(\cdot \mid 0, \cdot; \eta), m) \} = 0 , \\ \text{For } (y, \mathbf{x}) \in \mathbb{R} \cap \mathcal{S}_\alpha^c, \quad & \alpha_1^{(\eta)}(y, \mathbf{x}) = 0 . \end{aligned} \quad (26)$$

The other two functions  $\beta_1(\mathbf{x}; \eta)$  and  $\mu(\mathbf{x}; \eta)$  are defined by the relationships in Lemma 4.1; i.e.,

$$\beta_1(\mathbf{X}; \eta) = \frac{\Pr(A = 1 \mid \mathbf{X}; \eta) / \Pr(A = 0 \mid \mathbf{X}; \eta)}{\mathbb{E}^{(\eta)} \{ \alpha_1(Y_1, \mathbf{X}; \eta) \mid A = 0, \mathbf{X} \}} , \quad \mu(\mathbf{X}; \eta) = \frac{\mathbb{E}^{(\eta)} \{ \mathcal{G}(Y_1) \alpha_1(Y_1, \mathbf{X}; \eta) \mid A = 0, \mathbf{X} \}}{\mathbb{E}^{(\eta)} \{ \alpha_1(Y_1, \mathbf{X}; \eta) \mid A = 0, \mathbf{X} \}} .$$

Therefore, the right hand side of (25) is

$$\begin{aligned} & \mathbb{E} \{ s_{\mathbf{O}}(\mathbf{O}; \eta^*) \text{IF}^*(\mathbf{O}) \} \\ &= \mathbb{E} \left[ \begin{aligned} & \{ s_{0|1}(Y_0 \mid \mathbf{O}_1; \eta^*) + s_1(\mathbf{O}_1; \eta^*) \} \widetilde{\text{IF}}(\mathbf{O}_1; \eta^*) \\ & - \{ s_{01X|A}(Y_0, Y_1, \mathbf{X} \mid A; \eta^*) + s_A(A; \eta^*) \} A \mathbb{E} \{ \mathcal{G}(Y_1^{(0)}) \mid A = 1 \} / \Pr(A = 1) \\ & + \{ s_{1|0}(Y_1 \mid \mathbf{O}_0; \eta^*) + s_0(\mathbf{O}_0; \eta^*) \} \text{IF}_{\text{Aug}}(\mathbf{O}_0) \end{aligned} \right] \\ &= \mathbb{E} \left[ s_1(\mathbf{O}_1; \eta^*) \widetilde{\text{IF}}(\mathbf{O}_1; \eta^*) + s_0(\mathbf{O}_0; \eta^*) \text{IF}_{\text{Aug}}(\mathbf{O}_0) \right] - s_A(1; \eta) \mathbb{E} \{ \mathcal{G}(Y_1^{(0)}) \mid A = 1 \} , \end{aligned} \quad (27)$$

where the score functions are

$$\begin{aligned} s_A(a; \eta) &= \frac{\nabla_\eta \Pr(A = a; \eta)}{\Pr(A = a; \eta)} , \quad s_1(\mathbf{o}_1; \eta) = \frac{\nabla_\eta f_{1AX}(y, a, \mathbf{x}; \eta)}{f_{1AX}(y, a, \mathbf{x}; \eta)} , \quad s_0(\mathbf{o}_0; \eta) = \frac{\nabla_\eta f_{0AX}(y, a, \mathbf{x}; \eta)}{f_{0AX}(y, a, \mathbf{x}; \eta)} , \\ s_{0|1}(\mathbf{o}; \eta) &= \frac{\nabla_\eta f_{0|1AX}(y_0 \mid y_1, a, \mathbf{x}; \eta)}{f_{0|1AX}(y_0 \mid y_1, a, \mathbf{x}; \eta)} , \quad s_{1|0}(\mathbf{o}; \eta) = \frac{\nabla_\eta f_{1|0AX}(y_1 \mid y_0, a, \mathbf{x}; \eta)}{f_{1|0AX}(y_1 \mid y_0, a, \mathbf{x}; \eta)} . \end{aligned}$$

Of note, the restrictions of the score functions are  $\mathbb{E}^{(\eta)} \{ s_A(A; \eta) \} = \mathbb{E}^{(\eta)} \{ s_1(\mathbf{O}_1; \eta) \} = \mathbb{E}^{(\eta)} \{ s_0(\mathbf{O}_0; \eta) \} = \mathbb{E}^{(\eta)} \{ s_{1|0}(\mathbf{O}; \eta) \mid \mathbf{O}_0 \} = \mathbb{E}^{(\eta)} \{ s_{0|1}(\mathbf{O}; \eta) \mid \mathbf{O}_1 \} = 0$ .

Next, we focus on the left hand side of (25). From the AIPW representation (AIPW), we have



$\mathbb{E}^{(\eta)}\{\mathcal{G}(Y_1^{(0)}) \mid A = 1\} = \mathbb{E}^{(\eta)}\{\widetilde{\text{IF}}(\mathbf{O}_1; \eta)\}$ . Therefore, the derivative of  $\mathbb{E}^{(\eta)}\{\mathcal{G}(Y_1^{(0)}) \mid A = 1\}$  is

$$\begin{aligned} \frac{\partial}{\partial \eta} \mathbb{E}^{(\eta)}\{\mathcal{G}(Y_1^{(0)}) \mid A = 1\} &= \frac{\partial}{\partial \eta} \mathbb{E}^{(\eta)}\{\widetilde{\text{IF}}(\mathbf{O}_1; \eta)\} \\ &= \mathbb{E}^{(\eta)}\left[\{s_{0|1}(\mathbf{O}; \eta) + s_1(\mathbf{O}_1; \eta) - s_A(1; \eta)\}\widetilde{\text{IF}}(\mathbf{O}_1; \eta)\right] \\ &\quad + \mathbb{E}^{(\eta)}\left[\frac{(1-A)\{s_\alpha(Y_1, \mathbf{X}; \eta) + s_\beta(\mathbf{X}; \eta)\}\beta_1(\mathbf{X}; \eta)\alpha_1(Y_1, \mathbf{X}; \eta)}{\Pr(A = 1; \eta)}\{\mathcal{G}(Y_1) - \mu(\mathbf{X}; \eta)\}\right] \\ &\quad - \mathbb{E}^{(\eta)}\left[\frac{(1-A)\beta_1(\mathbf{X}; \eta)\alpha_1(Y_1, \mathbf{X}; \eta) - A}{\Pr(A = 1; \eta)}\{\nabla_\eta \mu(\mathbf{X}; \eta)\}\right] \end{aligned} \quad (28)$$

where  $s_\alpha(y, \mathbf{x}; \eta) = \nabla_\eta \alpha_1(y, \mathbf{x}; \eta) / \alpha_1(y, \mathbf{x}; \eta)$  and  $s_\beta(\mathbf{x}; \eta) = \nabla_\eta \beta(\mathbf{x}; \eta) / \beta(\mathbf{x}; \eta)$ . Of note,  $s_\alpha(0, \mathbf{X}; \eta) = 0$  whereas  $s_\beta(\mathbf{X}; \eta)$  is unrestricted. We observe that some terms in (28) are simplified as follows.

First, we obtain

$$\begin{aligned} \mathbb{E}^{(\eta)}[s_{0|1}(\mathbf{O}; \eta)\widetilde{\text{IF}}(\mathbf{O}_1; \eta)] &= \mathbb{E}^{(\eta)}[\mathbb{E}^{(\eta)}[s_{0|1}(\mathbf{O}; \eta) \mid \mathbf{O}_1]\widetilde{\text{IF}}(\mathbf{O}_1; \eta)] = 0, \\ \mathbb{E}^{(\eta)}[s_A(1; \eta)\widetilde{\text{IF}}(\mathbf{O}_1; \eta)] &= s_A(1; \eta)\mathbb{E}^{(\eta)}\{\mathcal{G}(Y_1^{(0)}) \mid A = 1\}. \end{aligned}$$

Second, using (51), which is established in the proof of Lemma A.2 in Section C.2, we get

$$\mathbb{E}^{(\eta)}\left[\frac{(1-A)s_\beta(\mathbf{X}; \eta)\beta_1(\mathbf{X}; \eta)\alpha_1(Y_1, \mathbf{X}; \eta)}{\Pr(A = 1; \eta)}\{\mathcal{G}(Y_1) - \mu(\mathbf{X}; \eta)\}\right] = 0.$$

Lastly, from the definition of  $\beta_1(\mathbf{X}; \eta)$ , we obtain

$$\begin{aligned} &\mathbb{E}^{(\eta)}\left[\frac{(1-A)\beta_1(\mathbf{X}; \eta)\alpha_1(Y_1, \mathbf{X}; \eta) - A}{\Pr(A = 1; \eta)}\{\nabla_\eta \mu(\mathbf{X}; \eta)\}\right] \\ &= \mathbb{E}^{(\eta)}\left[\frac{\nabla_\eta \mu(\mathbf{X}; \eta)}{\Pr(A = 1; \eta)}\left[\beta_1(\mathbf{X}; \eta)\mathbb{E}^{(\eta)}\{(1-A)\alpha_1(Y_1, \mathbf{X}; \eta) \mid \mathbf{X}\} - \mathbb{E}^{(\eta)}(A \mid \mathbf{X})\right]\right] \\ &= \mathbb{E}^{(\eta)}\left[\frac{\nabla_\eta \mu(\mathbf{X}; \eta)}{\Pr(A = 1; \eta)}\left[\beta_1(\mathbf{X}; \eta)\Pr(A = 0 \mid \mathbf{X}; \eta)\mathbb{E}^{(\eta)}\{\alpha_1(Y_1, \mathbf{X}; \eta) \mid A = 0, \mathbf{X}\} - \Pr(A = 1 \mid \mathbf{X}; \eta)\right]\right] = 0. \end{aligned}$$

Therefore, the pathwise derivative evaluated at  $\eta^*$  is

$$\begin{aligned} &\frac{\partial}{\partial \eta} \mathbb{E}^{(\eta)}\{\mathcal{G}(Y_1^{(0)}) \mid A = 1\}\Big|_{\eta=\eta^*} \\ &= -s_A(1; \eta)\mathbb{E}\{\mathcal{G}(Y_1^{(0)}) \mid A = 1\} \\ &\quad + \mathbb{E}\left[s_1(\mathbf{O}_1; \eta^*)\widetilde{\text{IF}}(\mathbf{O}_1; \eta^*) + \frac{(1-A)s_\alpha(Y_1, \mathbf{X}; \eta^*)\beta_1^*(\mathbf{X})\alpha_1^*(Y_1, \mathbf{X})}{\Pr(A = 1)}\{\mathcal{G}(Y_1) - \mu^*(\mathbf{X})\}\right]. \end{aligned} \quad (29)$$

Comparing (27) and (29), we establish (25) if the following identity holds:

$$\mathbb{E}\{s_0(\mathbf{O}_0; \eta^*)\text{IF}_{\text{Aug}}(\mathbf{O}_0)\} = \mathbb{E}\left[\frac{(1-A)s_\alpha(Y_1, \mathbf{X}; \eta^*)\beta_1^*(\mathbf{X})\alpha_1^*(Y_1, \mathbf{X})}{\Pr(A = 1)}\{\mathcal{G}(Y_1) - \mu^*(\mathbf{X})\}\right]. \quad (30)$$

To show (30), we re-visit the definition of  $\alpha_1(y, \mathbf{x}; \eta)$  in (26). The gradient of the restriction in (26) is always zero, Therefore, the following condition holds:

$$\begin{aligned}
0 &= \nabla_\eta \mathbb{E}_{\mathcal{S}_\alpha}^{(\eta)} \{ \Psi_{\mathcal{S}_\alpha}(\mathbf{O}_0; \alpha_1(\eta), f_{0|AX}(\eta), f_{A|0X}(\eta), m) \} \\
&= \mathbb{E}_{\mathcal{S}_\alpha}^{(\eta)} \left[ \{ s_{1|0}(\mathbf{O}; \eta) + s_0(\mathbf{O}_0; \eta) \} \Psi_{\mathcal{S}_\alpha}(\mathbf{O}_0; \alpha_1(\eta), f_{0|AX}(\eta), f_{A|0X}(\eta), m) \right] \\
&= \mathbb{E}_{\mathcal{S}_\alpha}^{(\eta)} \left[ s_0(\mathbf{O}_0; \eta) \Psi_{\mathcal{S}_\alpha}(\mathbf{O}_0; \alpha_1(\eta), f_{0|AX}(\eta), f_{A|0X}(\eta), m) \right] \\
&+ \mathbb{E}_{\mathcal{S}_\alpha}^{(\eta)} \left[ \begin{aligned} &[m(Y_0, \mathbf{X}) - \mathbb{E}_{\mathcal{S}_\alpha, 0|AX}^{(\eta)} \{ s_{0|AX}(Y_0 | 0, \mathbf{X}; \eta) m(Y_0, \mathbf{X}) | A = 0, \mathbf{X} \}] \\ &\times \{ \alpha_1(Y_0, \mathbf{X}; \eta) \}^{-A} \{ A - \mathbb{E}_{A|0X}^{(\eta)}(A | Y_0 = 0, \mathbf{X}) \} \end{aligned} \right] \quad (\text{T1})
\end{aligned}$$

$$\begin{aligned}
&+ \mathbb{E}_{\mathcal{S}_\alpha}^{(\eta)} \left[ \begin{aligned} &[m(Y_0, \mathbf{X}) - \mathbb{E}_{\mathcal{S}_\alpha, 0|AX}^{(\eta)} \{ m(Y_0, \mathbf{X}) | A = 0, \mathbf{X} \}] \\ &\left\{ - \frac{As_\alpha(Y_0, \mathbf{X}; \eta)}{\alpha_1(Y_0, \mathbf{X}; \eta)} \right\} \{ A - \mathbb{E}_{A|0X}^{(\eta)}(A | Y_0 = 0, \mathbf{X}) \} \end{aligned} \right] \\
&+ \mathbb{E}_{\mathcal{S}_\alpha}^{(\eta)} \left[ \begin{aligned} &[m(Y_0, \mathbf{X}) - \mathbb{E}_{\mathcal{S}_\alpha, 0|AX}^{(\eta)} \{ m(Y_0, \mathbf{X}) | A = 0, \mathbf{X} \}] \\ &\times \{ \alpha_1(Y_0, \mathbf{X}; \eta) \}^{-A} [A - \mathbb{E}_{A|0X}^{(\eta)} \{ As_{A|0X}(A | Y_0 = 0, \mathbf{X}; \eta) | Y_0 = 0, \mathbf{X} \}] \end{aligned} \right] \quad (\text{T2})
\end{aligned}$$

where  $s_{0|AX}(y | 0, \mathbf{x}; \eta) = \nabla_\eta f_{0|AX}(y | A = 0, \mathbf{x}; \eta) / f_{0|AX}(y | A = 0, \mathbf{x}; \eta)$  and  $s_{A|0X}(a | 0, \mathbf{x}; \eta) = \nabla_\eta f_{A|0X}(a | Y_0 = 0, \mathbf{x}; \eta) / f_{A|0X}(a | Y_0 = 0, \mathbf{x}; \eta)$ . Each score function satisfies  $\mathbb{E}^{(\eta)} \{ s_{0|AX}(Y_0 | 0, \mathbf{X}; \eta) | A = 0, \mathbf{X} \} = 0$  and  $\mathbb{E}^{(\eta)} \{ s_{A|0X}(A | 0, \mathbf{X}; \eta) | Y_0 = 0, \mathbf{X} \} = 0$ . From the AIPW property of  $\Psi$  that is shown in Section C.3, we find (T1) and (T2) are zero. Therefore, at  $\eta^*$ , we find the following restriction holds for  $\alpha_1(y, \mathbf{x}; \eta^*)$ : For any function  $m(Y_0, \mathbf{X})$ , we have

$$\begin{aligned}
&\mathbb{E}_{\mathcal{S}_\alpha} [s_0(\mathbf{O}_0; \eta^*) \Psi_{\mathcal{S}_\alpha}(\mathbf{O}_0; \alpha_1(\eta^*), f_{0|AX}^*, f_{A|0X}^*, m)] \\
&= \mathbb{E}_{\mathcal{S}_\alpha} \left[ \begin{aligned} &[m(Y_0, \mathbf{X}) - \mathbb{E}_{\mathcal{S}_\alpha, 0|AX} \{ m(Y_0, \mathbf{X}) | A = 0, \mathbf{X} \}] \\ &\times \left\{ \frac{As_\alpha(Y_0, \mathbf{X}; \eta^*)}{\alpha_1(Y_0, \mathbf{X}; \eta^*)} \right\} \{ A - \mathbb{E}_{A|0X}(A | Y_0 = 0, \mathbf{X}) \} \end{aligned} \right] \quad (31)
\end{aligned}$$

We choose  $m(Y_0, \mathbf{X})$  so that

$$m(Y_0, \mathbf{X}) - \mathbb{E}_{\mathcal{S}_\alpha, 0|AX} \{ m(Y_0, \mathbf{X}) | A = 0, \mathbf{X} \} = \frac{f_{1A|X}^*(Y_0, 1 | \mathbf{X})}{f_{0A|X}^*(Y_0, 0 | \mathbf{X})} \frac{\{ \mathcal{G}(Y_0) - \mu^*(\mathbf{X}) \}}{\Pr(A = 1) \Pr(A = 1 | Y_0 = 0, \mathbf{X})} .$$

Note that we can choose such  $m$  because it satisfies the conditional mean restriction:

$$\begin{aligned}
&\mathbb{E}_{\mathcal{S}_\alpha} \left[ \frac{f_{1A|X}^*(Y_0, 1 | \mathbf{X})}{f_{0A|X}^*(Y_0, 0 | \mathbf{X})} \{ \mathcal{G}(Y_0) - \mu^*(\mathbf{X}) \} \middle| A = 0, \mathbf{X} \right] \\
&= \mathbb{E} \left[ \frac{f_{1A|X}^*(Y_0, 1 | \mathbf{X})}{f_{0A|X}^*(Y_0, 0 | \mathbf{X})} \{ \mathcal{G}(Y_0) - \mu^*(\mathbf{X}) \} \middle| A = 0, \mathbf{X} \right] \\
&= \int_{\mathcal{S}_0(0)} \frac{f_{1A|X}^*(y, 1 | \mathbf{X})}{f_{0A|X}^*(y, 0 | \mathbf{X})} \{ \mathcal{G}(y) - \mu^*(\mathbf{X}) \} f_{0|AX}^*(y | 0, \mathbf{X}) dy \\
&= \frac{\Pr(A = 1 | \mathbf{X})}{\Pr(A = 0 | \mathbf{X})} \int_{\mathcal{S}_\alpha} f_{1|AX}^*(y | 1, \mathbf{X}) \{ \mathcal{G}(y) - \mu^*(\mathbf{X}) \} dy
\end{aligned}$$

$$= \frac{\Pr(A = 1 \mid \mathbf{X})}{\Pr(A = 0 \mid \mathbf{X})} \left\{ \mu^*(\mathbf{X}) - \mu^*(\mathbf{X}) \right\} = 0 .$$

The first identity holds because  $f_{1|AX}^*(y \mid 1, \mathbf{x}) = 0$  for  $(y, \mathbf{x}) \in \mathcal{S}_\alpha^c$ . The third identity holds because  $\mathcal{S}_1(1)$ , the support of  $f_{1|AX}^*$ , is equal to  $\mathcal{S}_\alpha$  under Assumptions (A1)-(A5). The third identity holds from the definition of  $\mu^*(\mathbf{X}) = \mathbb{E}\{\mathcal{G}(Y_1^{(0)}) \mid A = 1, \mathbf{X}\}$ . This choice of  $m$  yields  $\Psi_{\mathcal{S}_\alpha}(\mathbf{O}_0; \alpha_1(\eta^*), f_{0|AX}^*, f_{A|0X}^*, m)$  as follows:

$$\begin{aligned} & \Psi_{\mathcal{S}_\alpha}(\mathbf{O}_0; \alpha_1(\eta^*), f_{0|AX}^*, f_{A|0X}^*, m) \\ &= \frac{1}{\Pr(A = 1)} \frac{f_{1A|X}^*(Y_0, 1 \mid \mathbf{X})}{f_{0A|X}^*(Y_0, 0 \mid \mathbf{X})} \left\{ \mathcal{G}(Y_0) - \mu^*(\mathbf{X}) \right\} \left\{ \alpha_1(Y_0, \mathbf{X}; \eta^*) \right\}^{-A} \frac{\{A - \Pr(A = 1 \mid Y_0 = 0, \mathbf{X})\}}{\Pr(A = 1 \mid Y_0 = 0, \mathbf{X})} . \end{aligned}$$

Note that  $\alpha_1(y, \mathbf{x}; \eta^*) = \alpha_0^*(y, \mathbf{x})$  over  $(y, \mathbf{x}) \in \mathcal{S}_\alpha$ . Therefore, at  $A = 1$ , we obtain

$$\begin{aligned} & \Psi_{\mathcal{S}_\alpha}(Y_0, A = 1, \mathbf{X}; \alpha_1(\eta^*), f_{0|AX}^*, f_{A|0X}^*, m) \\ &= \frac{1}{\Pr(A = 1)} \frac{f_{1A|X}^*(Y_0, 1 \mid \mathbf{X})}{f_{0A|X}^*(Y_0, 0 \mid \mathbf{X})} \left\{ \mathcal{G}(Y_0) - \mu^*(\mathbf{X}) \right\} \frac{\Pr(A = 0 \mid Y_0, \mathbf{X})}{\Pr(A = 1 \mid Y_0, \mathbf{X})} \\ &= \frac{1}{\Pr(A = 1)} \frac{f_{1A|X}^*(Y_0, 1 \mid \mathbf{X})}{f_{0A|X}^*(Y_0, 1 \mid \mathbf{X})} \left\{ \mathcal{G}(Y_0) - \mu^*(\mathbf{X}) \right\} \end{aligned}$$

At  $A = 0$ , we obtain

$$\Psi_{\mathcal{S}_\alpha}(Y_0, A = 0, \mathbf{X}; \alpha_1(\eta^*), f_{0|AX}^*, f_{A|0X}^*, m) = -\frac{1}{\Pr(A = 1)} \frac{f_{1A|X}^*(Y_0, 1 \mid \mathbf{X})}{f_{0A|X}^*(Y_0, 0 \mid \mathbf{X})} \left\{ \mathcal{G}(Y_0) - \mu^*(\mathbf{X}) \right\} .$$

Therefore, we find  $\Psi_{\mathcal{S}_\alpha}(\mathbf{O}_0; \alpha_1(\eta^*), f_{0|AX}^*, f_{A|0X}^*, m)$  is equivalent to  $\text{IF}_{\text{Aug}}(\mathbf{O}_0)$ :

$$\Psi_{\mathcal{S}_\alpha}(\mathbf{O}_0; \alpha_1(\eta^*), f_{0|AX}^*, f_{A|0X}^*, m) = \frac{2A - 1}{\Pr(A = 1)} \underbrace{\frac{f_{1A|X}^*(Y_0, 1 \mid \mathbf{X})}{f_{0A|X}^*(Y_0, A \mid \mathbf{X})}}_{=R^*(Y_0, A, \mathbf{X})} \left\{ \mathcal{G}(Y_0) - \mu^*(\mathbf{X}) \right\} = \text{IF}_{\text{Aug}}(\mathbf{O}_0) .$$

Therefore, (31) becomes

$$\begin{aligned} & \overline{\mathbb{E}}_{\mathcal{S}_\alpha} [s_0(\mathbf{O}_0; \eta^*) \Psi_{\mathcal{S}_\alpha}(\mathbf{O}_0; \alpha_1(\eta^*), f_{0|AX}^*, f_{A|0X}^*, m)] \\ &= \overline{\mathbb{E}}_{\mathcal{S}_\alpha} \left[ \begin{aligned} & \left[ m(Y_0, \mathbf{X}) - \overline{\mathbb{E}}_{\mathcal{S}_\alpha, 0|AX} \{m(Y_0, \mathbf{X}) \mid A = 0, \mathbf{X}\} \right] \\ & \times \left\{ \frac{As_\alpha(Y_0, \mathbf{X}; \eta^*)}{\alpha_1(Y_0, \mathbf{X}; \eta^*)} \right\} \left\{ A - \mathbb{E}_{A|0X}(A \mid Y_0 = 0, \mathbf{X}) \right\} \end{aligned} \right] \\ \Rightarrow & \mathbb{E} \{ s_0(\mathbf{O}_0; \eta^*) \text{IF}_{\text{Aug}}(\mathbf{O}_0) \} \\ &= \frac{1}{\Pr(A = 1)} \mathbb{E} \left[ \frac{f_{1A|X}^*(Y_0, 1 \mid \mathbf{X})}{f_{0A|X}^*(Y_0, 0 \mid \mathbf{X})} \frac{\{ \mathcal{G}(Y_0) - \mu^*(\mathbf{X}) \}}{\Pr(A = 1 \mid Y_0 = 0, \mathbf{X})} \left\{ \frac{As_\alpha(Y_0, \mathbf{X}; \eta^*)}{\alpha_1(Y_0, \mathbf{X}; \eta^*)} \right\} \left\{ A - \mathbb{E}_{A|0X}(A \mid Y_0 = 0, \mathbf{X}) \right\} \right] \end{aligned}$$

The last term is represented as follows:

$$\begin{aligned}
& \frac{1}{\Pr(A=1)} \mathbb{E} \left[ \frac{f_{1A|X}^*(Y_0, 1 | \mathbf{X})}{f_{0A|X}^*(Y_0, 0 | \mathbf{X})} \frac{\{\mathcal{G}(Y_0) - \mu^*(\mathbf{X})\}}{\Pr(A=1 | Y_0=0, \mathbf{X})} \left\{ \frac{As_\alpha(Y_0, \mathbf{X}; \eta^*)}{\alpha_1(Y_0, \mathbf{X}; \eta^*)} \right\} \{A - \mathbb{E}_{A|0X}(A | Y_0=0, \mathbf{X})\} \right] \\
&= \mathbb{E} \left[ \frac{f_{1A|X}^*(Y_0, 1 | \mathbf{X})}{f_{0A|X}^*(Y_0, 0 | \mathbf{X})} \frac{\{\mathcal{G}(Y_0) - \mu^*(\mathbf{X})\}}{\Pr(A=1 | Y_0=0, \mathbf{X})} \left\{ \frac{s_\alpha(Y_0, \mathbf{X}; \eta^*)}{\alpha_1(Y_0, \mathbf{X}; \eta^*)} \right\} \Pr(A=0 | Y_0=0, \mathbf{X}) \middle| A=1 \right] \\
&= \mathbb{E} \left[ \frac{f_{1A|X}^*(Y_0, 1 | \mathbf{X})}{f_{0A|X}^*(Y_0, 0 | \mathbf{X})} s_\alpha(Y_0, \mathbf{X}; \eta^*) \frac{\Pr(A=0 | Y_0, \mathbf{X})}{\Pr(A=1 | Y_0, \mathbf{X})} \{\mathcal{G}(Y_0) - \mu^*(\mathbf{X})\} \middle| A=1 \right] \\
&= \mathbb{E} \left[ \frac{f_{1|AX}^*(Y_0 | 1, \mathbf{X})}{f_{0|AX}^*(Y_0 | 1, \mathbf{X})} s_\alpha(Y_0, \mathbf{X}; \eta^*) \{\mathcal{G}(Y_0) - \mu^*(\mathbf{X})\} \middle| A=1 \right] \\
&= \mathbb{E} \left[ \mathbb{E} \left[ s_\alpha(Y_1^{(0)}, \mathbf{X}; \eta^*) \{\mathcal{G}(Y_1^{(0)}) - \mu^*(\mathbf{X})\} \middle| A=1, \mathbf{X} \right] \middle| A=1 \right] \\
&= \iint_{S_\alpha} s_\alpha(y, \mathbf{x}; \eta^*) \{\mathcal{G}(y) - \mu^*(\mathbf{x})\} f_{1X}^*(y, \mathbf{x} | 1) d(y, \mathbf{x}) \\
&= \frac{1}{\Pr(A=1)} \iint_{S_\alpha} \underbrace{\frac{f_{1AX}^*(y, 1, \mathbf{x})}{f_{1AX}^*(y, 0, \mathbf{x})}}_{=\beta_1(\mathbf{x}; \eta^*) \alpha_1(y, \mathbf{x}; \eta^*)} s_\alpha(y, \mathbf{x}; \eta^*) \{\mathcal{G}(y) - \mu^*(\mathbf{x})\} f_{1X}^*(y, 0, \mathbf{x}) d(y, \mathbf{x}) \\
&= \mathbb{E} \left[ \frac{(1-A)s_\alpha(Y_1, \mathbf{X}; \eta^*) \beta_1^*(\mathbf{X}) \alpha_1^*(Y_1, \mathbf{X})}{\Pr(A=1)} \{\mathcal{G}(Y_1) - \mu^*(\mathbf{X})\} \right].
\end{aligned}$$

Therefore, we establish (30), and (25) as well by combining (27), (29), and (30). This concludes that the conjectured EIF  $\text{IF}^*(\mathbf{O})$  is the efficient influence function for  $\mathbb{E}\{\mathcal{G}(Y_1^{(0)}) | A=1\}$  in model  $\mathcal{M}_{\text{OREC}}$ .

## B.4 Proof of Theorem 5.2

To reuse some results again in the other proofs, we establish more general results for some quantities. In particular, let  $\Omega(y, \mathbf{x}; \boldsymbol{\theta})$  be a uniformly bounded function with finite-dimensional parameter  $\boldsymbol{\theta}$ , and let  $\mu_\Omega^*$  and  $\hat{\mu}_\Omega^{(-k)}$  be

$$\begin{aligned}
\mu_\Omega^*(\mathbf{X}; \boldsymbol{\theta}) &= \frac{\int_{S_1(0)} \Omega(y, \mathbf{X}; \boldsymbol{\theta}) \alpha_1^*(y, \mathbf{X}) f_1^*(y | 0, \mathbf{X}) dy}{\int_{S_1(0)} \alpha_1^*(y, \mathbf{X}) f_1^*(y | 0, \mathbf{X}) dy}, \\
\hat{\mu}_\Omega^{(-k)}(\mathbf{X}; \boldsymbol{\theta}) &= \frac{\int_{S_1(0)} \Omega(y, \mathbf{X}; \boldsymbol{\theta}) \hat{\alpha}_1^{(-k)}(y, \mathbf{X}) \hat{f}_1^{(-k)}(y | 0, \mathbf{X}) dy}{\int_{S_1(0)} \hat{\alpha}_1^{(-k)}(y, \mathbf{X}) \hat{f}_1^{(-k)}(y | 0, \mathbf{X}) dy}.
\end{aligned}$$

To facilitate the proof, we introduce the following propositions.

**Proposition B.1.** *The convergence rate of  $\hat{\mu}_\Omega^{(-k)}$  is*

$$\|\mu_\Omega^*(\boldsymbol{\theta}) - \hat{\mu}_\Omega^{(-k)}(\boldsymbol{\theta})\|_{P,2}^2 \lesssim \|\alpha_1^* - \hat{\alpha}_1^{(-k)}\|_{P,2}^2 + \|f_1^* - \hat{f}_1^{(-k)}\|_{P,2}^2. \quad (32)$$

*Proof.*  $\widehat{\mu}_\Omega^{(-k)}(\mathbf{X}; \boldsymbol{\theta}) - \mu_\Omega^*(\mathbf{X}; \boldsymbol{\theta})$  is represented as

$$\begin{aligned}
& \|\widehat{\mu}_\Omega^{(-k)}(\mathbf{X}; \boldsymbol{\theta}) - \mu_\Omega^*(\mathbf{X}; \boldsymbol{\theta})\| \\
&= \left\| \frac{\int_{\mathcal{S}_1(0)} \Omega(y, \mathbf{X}; \boldsymbol{\theta}) \widehat{\alpha}_1^{(-k)}(y, \mathbf{X}) \widehat{f}_1^{(-k)}(y | 0, \mathbf{X}) dy}{\int_{\mathcal{S}_1(0)} \widehat{\alpha}_1^{(-k)}(y, \mathbf{X}) \widehat{f}_1^{(-k)}(y | 0, \mathbf{X}) dy} - \frac{\int_{\mathcal{S}_1(0)} \Omega(y, \mathbf{X}; \boldsymbol{\theta}) \alpha_1^*(y, \mathbf{X}) f_1^*(y | 0, \mathbf{X}) dy}{\int_{\mathcal{S}_1(0)} \alpha_1^*(y, \mathbf{X}) f_1^*(y | 0, \mathbf{X}) dy} \right\| \\
&\leq \overbrace{\left\{ \int_{\mathcal{S}_1(0)} \widehat{\alpha}_1^{(-k)}(y, \mathbf{X}) \widehat{f}_1^{(-k)}(y | 0, \mathbf{X}) dy \right\}^{-1} \left\{ \int_{\mathcal{S}_1(0)} \alpha_1^*(y, \mathbf{X}) f_1^*(y | 0, \mathbf{X}) dy \right\}^{-1}}^{\leq C} \\
&\quad \times \left\| \left\{ \int_{\mathcal{S}_1(0)} \alpha_1^*(y, \mathbf{X}) f_1^*(y | 0, \mathbf{X}) dy \right\} \left\{ \int_{\mathcal{S}_1(0)} \Omega(y, \mathbf{X}; \boldsymbol{\theta}) \widehat{\alpha}_1^{(-k)}(y, \mathbf{X}) \widehat{f}_1^{(-k)}(y | 0, \mathbf{X}) dy \right\} \right. \\
&\quad \left. - \left\{ \int_{\mathcal{S}_1(0)} \widehat{\alpha}_1^{(-k)}(y, \mathbf{X}) \widehat{f}_1^{(-k)}(y | 0, \mathbf{X}) dy \right\} \left\{ \int_{\mathcal{S}_1(0)} \Omega(y, \mathbf{X}; \boldsymbol{\theta}) \alpha_1^*(y, \mathbf{X}) f_1^*(y | 0, \mathbf{X}) dy \right\} \right\| \\
&\lesssim \left\| \int_{\mathcal{S}_1(0)} \alpha_1^*(y, \mathbf{X}) f_1^*(y | 0, \mathbf{X}) - \widehat{\alpha}_1^{(-k)}(y, \mathbf{X}) \widehat{f}_1^{(-k)}(y | 0, \mathbf{X}) dy \right\| \\
&\quad \times \left\| \int_{\mathcal{S}_1(0)} \Omega(y, \mathbf{X}; \boldsymbol{\theta}) \left\{ \widehat{\alpha}_1^{(-k)}(y, \mathbf{X}) \widehat{f}_1^{(-k)}(y | 0, \mathbf{X}) + \alpha_1^*(y, \mathbf{X}) f_1^*(y | 0, \mathbf{X}) \right\} dy \right\| \\
&\quad + \left\| \int_{\mathcal{S}_1(0)} \alpha_1^*(y, \mathbf{X}) f_1^*(y | 0, \mathbf{X}) + \widehat{\alpha}_1^{(-k)}(y, \mathbf{X}) \widehat{f}_1^{(-k)}(y | 0, \mathbf{X}) dy \right\| \\
&\quad \times \left\| \int_{\mathcal{S}_1(0)} \Omega(y, \mathbf{X}; \boldsymbol{\theta}) \left\{ \widehat{\alpha}_1^{(-k)}(y, \mathbf{X}) \widehat{f}_1^{(-k)}(y | 0, \mathbf{X}) - \alpha_1^*(y, \mathbf{X}) f_1^*(y | 0, \mathbf{X}) \right\} dy \right\| \\
&\lesssim \mathbb{E}^{(-k)} \left\{ \left\| \alpha_1^*(Y_1, \mathbf{X}) - \widehat{\alpha}_1^{(-k)}(Y_1, \mathbf{X}) \right\| + \left\| f_1^*(Y_1 | 0, \mathbf{X}) - \widehat{f}_1^{(-k)}(Y_1 | 0, \mathbf{X}) \right\| \mid A = 0, \mathbf{X} \right\}.
\end{aligned}$$

To establish the last result, we used Assumption (A3) to bound the following quantities:

$$\begin{aligned}
& \overbrace{\left\| \int_{\mathcal{S}_1(0)} \Omega(y, \mathbf{X}; \boldsymbol{\theta}) \left\{ \widehat{\alpha}_1^{(-k)}(y, \mathbf{X}) \widehat{f}_1^{(-k)}(y | 0, \mathbf{X}) + \alpha_1^*(y, \mathbf{X}) f_1^*(y | 0, \mathbf{X}) \right\} dy \right\|}^{\leq C'} \\
&\quad \times \left\| \int_{\mathcal{S}_1(0)} \alpha_1^*(y, \mathbf{X}) f_1^*(y | 0, \mathbf{X}) - \widehat{\alpha}_1^{(-k)}(y, \mathbf{X}) \widehat{f}_1^{(-k)}(y | 0, \mathbf{X}) dy \right\| \\
&\lesssim \left\| \int_{\mathcal{S}_1(0)} \left\{ \alpha_1^*(y, \mathbf{X}) - \widehat{\alpha}_1^{(-k)}(y, \mathbf{X}) \right\} \left\{ f_1^*(y | 0, \mathbf{X}) + \widehat{f}_1^{(-k)}(y | 0, \mathbf{X}) \right\} dy \right\| \\
&\quad + \left\| \int_{\mathcal{S}_1(0)} \left\{ \alpha_1^*(y, \mathbf{X}) + \widehat{\alpha}_1^{(-k)}(y, \mathbf{X}) \right\} \left\{ f_1^*(y | 0, \mathbf{X}) - \widehat{f}_1^{(-k)}(y | 0, \mathbf{X}) \right\} dy \right\| \\
&\lesssim \int_{\mathcal{S}_1(0)} \left\{ \left\| \alpha_1^*(y, \mathbf{X}) - \widehat{\alpha}_1^{(-k)}(y, \mathbf{X}) \right\| + \left\| f_1^*(y | 0, \mathbf{X}) - \widehat{f}_1^{(-k)}(y | 0, \mathbf{X}) \right\| \right\} f_1^*(y | 0, \mathbf{X}) dy \\
&\leq \mathbb{E}^{(-k)} \left\{ \left\| \alpha_1^*(Y_1, \mathbf{X}) - \widehat{\alpha}_1^{(-k)}(Y_1, \mathbf{X}) \right\| + \left\| f_1^*(Y_1 | 0, \mathbf{X}) - \widehat{f}_1^{(-k)}(Y_1 | 0, \mathbf{X}) \right\| \mid A = 0, \mathbf{X} \right\}
\end{aligned}$$

and

$$\begin{aligned}
& \overbrace{\left\| \int_{\mathcal{S}_1(0)} \left\{ \widehat{\alpha}_1^{(-k)}(y, \mathbf{X}) \widehat{f}_1^{(-k)}(y | 0, \mathbf{X}) + \alpha_1^*(y, \mathbf{X}) f_1^*(y | 0, \mathbf{X}) \right\} dy \right\|}^{\leq C'} \\
&\quad \times \left\| \int_{\mathcal{S}_1(0)} y \left\{ \alpha_1^*(y, \mathbf{X}) f_1^*(y | 0, \mathbf{X}) - \widehat{\alpha}_1^{(-k)}(y, \mathbf{X}) \widehat{f}_1^{(-k)}(y | 0, \mathbf{X}) \right\} dy \right\| \\
&\lesssim \left\| \int_{\mathcal{S}_1(0)} \Omega(y, \mathbf{X}; \boldsymbol{\theta}) \left\{ \alpha_1^*(y, \mathbf{X}) - \widehat{\alpha}_1^{(-k)}(y, \mathbf{X}) \right\} \left\{ f_1^*(y | 0, \mathbf{X}) + \widehat{f}_1^{(-k)}(y | 0, \mathbf{X}) \right\} dy \right\|
\end{aligned}$$

$$\begin{aligned}
& + \left\| \int_{\mathcal{S}_1(0)} \Omega(y, \mathbf{X}; \boldsymbol{\theta}) \{ \alpha_1^*(y, \mathbf{X}) + \hat{\alpha}_1^{(-k)}(y, \mathbf{X}) \} \{ f_1^*(y | 0, \mathbf{X}) - \hat{f}_1^{(-k)}(y | 0, \mathbf{X}) \} dy \right\| \\
& \lesssim \int_{\mathcal{S}_1(0)} \|\Omega(y, \mathbf{X}; \boldsymbol{\theta})\| \cdot \left\{ \|\alpha_1^*(y, \mathbf{X}) - \hat{\alpha}_1^{(-k)}(y, \mathbf{X})\| + \|f_1^*(y | 0, \mathbf{X}) - \hat{f}_1^{(-k)}(y | 0, \mathbf{X})\| \right\} \cdot f_1^*(y | 0, \mathbf{X}) dy \\
& \leq \mathbb{E}^{(-k)} \left[ \|\Omega(Y_1, \mathbf{X}; \boldsymbol{\theta})\| \cdot \left\{ \|\alpha_1^*(Y_1, \mathbf{X}) - \hat{\alpha}_1^{(-k)}(Y_1, \mathbf{X})\| + \|f_1^*(Y_1 | 0, \mathbf{X}) - \hat{f}_1^{(-k)}(Y_1 | 0, \mathbf{X})\| \right\} \middle| A = 0, \mathbf{X} \right] \\
& \lesssim \mathbb{E}^{(-k)} \left\{ \|\alpha_1^*(Y_1, \mathbf{X}) - \hat{\alpha}_1^{(-k)}(Y_1, \mathbf{X})\| + \|f_1^*(Y_1 | 0, \mathbf{X}) - \hat{f}_1^{(-k)}(Y_1 | 0, \mathbf{X})\| \middle| A = 0, \mathbf{X} \right\}.
\end{aligned}$$

Consequently, (32) is established:

$$\begin{aligned}
& \|\hat{\mu}_\Omega^{(-k)}(\mathbf{X}; \boldsymbol{\theta}) - \mu_\Omega^*(\mathbf{X}; \boldsymbol{\theta})\|_{P,2}^2 \\
& = \mathbb{E}^{(-k)} \left\{ \|\hat{\mu}_\Omega^{(-k)}(\mathbf{X}; \boldsymbol{\theta}) - \mu_\Omega^*(\mathbf{X}; \boldsymbol{\theta})\|^2 \middle| A = 0 \right\} \\
& = \mathbb{E}^{(-k)} \left[ \left\| \frac{\int_{\mathcal{S}_1(0)} \Omega(y, \mathbf{X}; \boldsymbol{\theta}) \hat{\alpha}_1^{(-k)}(y, \mathbf{X}) \hat{f}_1^{(-k)}(y | 0, \mathbf{X}) dy}{\int_{\mathcal{S}_1(0)} \hat{\alpha}_1^{(-k)}(y, \mathbf{X}) \hat{f}_1^{(-k)}(y | 0, \mathbf{X}) dy} - \frac{\int_{\mathcal{S}_1(0)} \Omega(y, \mathbf{X}; \boldsymbol{\theta}) \alpha_1^*(y, \mathbf{X}) f_1^*(y | 0, \mathbf{X}) dy}{\int_{\mathcal{S}_1(0)} \alpha_1^*(y, \mathbf{X}) f_1^*(y | 0, \mathbf{X}) dy} \right\|^2 \middle| A = 0 \right] \\
& \lesssim \mathbb{E}^{(-k)} \left[ \begin{aligned} & \mathbb{E}^{(-k)} \{ \|\alpha_1^*(Y_1, \mathbf{X}) - \hat{\alpha}_1^{(-k)}(Y_1, \mathbf{X})\|^2 \middle| A = 0, \mathbf{X} \}^2 \\ & + \mathbb{E}^{(-k)} \{ \|f_1^*(Y_1 | 0, \mathbf{X}) - \hat{f}_1^{(-k)}(Y_1 | 0, \mathbf{X})\|^2 \middle| A = 0, \mathbf{X} \}^2 \end{aligned} \middle| A = 0 \right] \\
& \lesssim \mathbb{E}^{(-k)} \left[ \begin{aligned} & \mathbb{E}^{(-k)} \{ \|\alpha_1^*(Y_1, \mathbf{X}) - \hat{\alpha}_1^{(-k)}(Y_1, \mathbf{X})\|^2 \middle| A = 0, \mathbf{X} \} \\ & + \mathbb{E}^{(-k)} \{ \|f_1^*(Y_1 | 0, \mathbf{X}) - \hat{f}_1^{(-k)}(Y_1 | 0, \mathbf{X})\|^2 \middle| A = 0, \mathbf{X} \} \end{aligned} \middle| A = 0 \right] \\
& = \mathbb{E}^{(-k)} \left\{ \|\alpha_1^*(Y_1, \mathbf{X}) - \hat{\alpha}_1^{(-k)}(Y_1, \mathbf{X})\|^2 \middle| A = 0 \right\} + \|f_1^*(Y_1 | 0, \mathbf{X}) - \hat{f}_1^{(-k)}(Y_1 | 0, \mathbf{X})\|^2 \middle| A = 0 \right\} \\
& \lesssim \|\alpha_1^*(Y_1, \mathbf{X}) - \hat{\alpha}_1^{(-k)}(Y_1, \mathbf{X})\|_{P,2}^2 + \|f_1^*(Y_1 | 0, \mathbf{X}) - \hat{f}_1^{(-k)}(Y_1 | 0, \mathbf{X})\|_{P,2}^2.
\end{aligned}$$

□

**Proposition B.2.** *The following equalities hold for  $t = 0, 1$  and  $(y, \mathbf{X}) \in \mathcal{S}_t(0)$ :*

$$\mathbb{E}\{1 - A \mid Y_t^{(0)} = y, \mathbf{X}\} = \frac{\mathbb{E}\{A \mid Y_t^{(0)} = y, \mathbf{X}\}}{\beta_t^*(\mathbf{X})\alpha_1^*(y, \mathbf{X})}, \quad (33)$$

$$\beta_t^*(\mathbf{X})\alpha_t^*(y, \mathbf{X})f_t^*(y, 0 \mid \mathbf{X}) = f_t^*(y, 1 \mid \mathbf{X}), \quad (34)$$

$$\beta_t^*(\mathbf{X})\alpha_t^*(y, \mathbf{X}) \frac{\Pr(A = 0 \mid \mathbf{X})}{\Pr(A = 1 \mid \mathbf{X})} = \frac{f_t^*(y \mid 1, \mathbf{X})}{f_t^*(y \mid 0, \mathbf{X})}. \quad (35)$$

*Proof.* Note that

$$\beta_t^*(\mathbf{X})\alpha_t^*(y, \mathbf{X}) = \frac{\Pr\{A = 0 \mid Y_t^{(0)} = y, \mathbf{X}\}}{\Pr\{A = 1 \mid Y_t^{(0)} = y, \mathbf{X}\}} = \frac{P\{Y_t^{(0)} = y, A = 0 \mid \mathbf{X}\}}{P\{Y_t^{(0)} = y, A = 1 \mid \mathbf{X}\}}.$$

Therefore, (33) holds as follows:

$$\beta_t^*(\mathbf{X})\alpha_t^*(y, \mathbf{X})\mathbb{E}\{1 - A \mid Y_t^{(0)} = y, \mathbf{X}\} = \frac{\Pr\{A = 1 \mid Y_t^{(0)} = y, \mathbf{X}\}}{\Pr\{A = 0 \mid Y_t^{(0)} = y, \mathbf{X}\}} \Pr\{A = 0 \mid Y_t^{(0)} = y, \mathbf{X}\}$$

$$= \Pr \{A = 1 \mid Y_t^{(0)} = y, \mathbf{X}\} .$$

Equation (34) is established as follows:

$$\begin{aligned} \beta_t^*(\mathbf{X})\alpha_t^*(y, \mathbf{X})P\{Y_t^{(0)} = y, A = 1 \mid \mathbf{X}\} &= \frac{P\{Y_t^{(0)} = y, A = 0 \mid \mathbf{X}\}}{P\{Y_t^{(0)} = y, A = 1 \mid \mathbf{X}\}}P\{Y_t^{(0)} = y, A = 1 \mid \mathbf{X}\} \\ &= P\{Y_t^{(0)} = y, A = 0 \mid \mathbf{X}\} . \end{aligned}$$

Equation (35) is trivial from (34). □

We now return to the proof of Theorem 5.2. If we show that  $\hat{\tau}_0^{(k)}$  has the asymptotic representation as

$$|\mathcal{I}_k|^{1/2} \left\{ \hat{\tau}_0^{(k)} - \tau_0^* \right\} = \frac{1}{|\mathcal{I}_k|^{1/2}} \sum_{i \in \mathcal{I}_k} \text{IF}^*(\mathbf{O}_i) + o_P(1) , \quad (36)$$

then we establish  $\hat{\tau}_0 = K^{-1} \sum_{k=1}^K \hat{\tau}_0^{(k)}$  has the asymptotic representation as

$$\sqrt{N} \left( \hat{\tau}_0 - \tau_0^* \right) = \frac{1}{\sqrt{N}} \sum_{i=1}^N \text{IF}^*(\mathbf{O}_i) + o_P(1) . \quad (37)$$

Therefore, the asymptotic normality result holds from the central limit theorem. Thus, we focus on showing that (36) holds.

Recall that  $\hat{\tau}_0^{(k)}$  is

$$\hat{\tau}_0^{(k)} = \left\{ \mathbb{P}(A) \right\}^{-1} \left[ \mathbb{P} \left[ \underbrace{\hat{\beta}_1^{(-k)}(\mathbf{X})\hat{\alpha}_1^{(-k)}(Y_1, \mathbf{X})(1-A)\{Y_1 - \hat{\mu}^{(-k)}(\mathbf{X})\} + A\hat{\mu}^{(-k)}(\mathbf{X}) + (2A-1)\hat{R}^{(-k)}(Y_0, A, \mathbf{X})\{Y_0 - \hat{\mu}^{(-k)}(\mathbf{X})\}}_{\equiv \hat{\psi}_0^{(-k)}} \right] \right] \quad (38)$$

Therefore, we find the left hand side of (36) is

$$\begin{aligned} &|\mathcal{I}_k|^{1/2} \left\{ \hat{\tau}_0^{(k)} - \tau_0^* \right\} \\ &= \sum_{i \in \mathcal{I}_k} \left\{ \frac{\hat{\psi}_{0,i}^{(-k)}}{\mathbb{P}(A)} - \frac{A_i \tau_0^*}{\mathbb{P}_{\mathcal{I}_k}(A)} \right\} \\ &= \underbrace{\frac{1}{2} \left[ \frac{\Pr(A=1)}{\mathbb{P}(A)} - \frac{\Pr(A=1)}{\mathbb{P}_{\mathcal{I}_k}(A)} \right]}_{o_P(1)} \underbrace{\frac{1}{|\mathcal{I}_k|^{1/2}} \sum_{i \in \mathcal{I}_k} \frac{\hat{\psi}_{0,i}^{(-k)} + A_i \tau_0^*}{\Pr(A=1)}}_{O_P(1)} + \underbrace{\frac{1}{2} \left[ \frac{\Pr(A=1)}{\mathbb{P}(A)} + \frac{\Pr(A=1)}{\mathbb{P}_{\mathcal{I}_k}(A)} \right]}_{=1+o_P(1)} \underbrace{\frac{1}{|\mathcal{I}_k|^{1/2}} \sum_{i \in \mathcal{I}_k} \frac{\hat{\psi}_{0,i}^{(-k)} - A_i \tau_0^*}{\Pr(A=1)}}_{(\text{AN}): O_P(1)} \\ &= \frac{1}{|\mathcal{I}_k|^{1/2}} \sum_{i \in \mathcal{I}_k} \frac{\hat{\psi}_{0,i}^{(-k)} - A_i \tau_0^*}{\Pr(A=1)} + o_P(1) . \end{aligned}$$

The second line holds because  $\mathbb{P}(A) = \Pr(A) + o_P(1)$  and  $\mathbb{P}_{\mathcal{I}_k}(A) = \Pr(A = 1) + o_P(1)$  from the law of large numbers, and  $\widehat{\psi}_{0,i}^{(-k)}$  is bounded. The third row holds because term (AN) is asymptotically normal, which will be shown later.

Let  $\psi_0^*$  be the numerator of the uncentered EIF, i.e.,

$$\psi_0^* = \beta_1^*(\mathbf{X})\alpha_1^*(Y_1, \mathbf{X})(1 - A)\{Y_1 - \mu^*(\mathbf{X})\} + A\mu^*(\mathbf{X}) + (2A - 1)R^*(Y_0, A, \mathbf{X})\{Y_0 - \mu^*(\mathbf{X})\}.$$

Note that the EIF is represented as  $\text{IF}^*(\mathbf{O}) = (\psi_0^* - A\tau_0^*)/\Pr(A = 1)$ .

Let  $\mathbb{G}_{\mathcal{I}_k}(V) = |\mathcal{I}_k|^{-1/2} \sum_{i \in \mathcal{I}_k} \{V_i - \mathbb{E}(V_i)\}$  be the empirical process of  $V_i$  centered by  $\mathbb{E}(V_i)$ . Similarly, let  $\mathbb{G}_{\mathcal{I}_k}^{(-k)}(\widehat{V}^{(-k)}) = |\mathcal{I}_k|^{-1/2} \sum_{i \in \mathcal{I}_k} \{\widehat{V}_i^{(-k)} - \mathbb{E}^{(-k)}(\widehat{V}^{(-k)})\}$  be the empirical process of  $\widehat{V}^{(-k)}$  centered by  $\mathbb{E}^{(-k)}(\widehat{V}^{(-k)})$  where  $\mathbb{E}^{(-k)}(\cdot)$  is the expectation after considering random functions obtained from  $\mathcal{I}_k^c$  as fixed functions. The empirical process of  $\widehat{\psi}_0^{(-k)} - A\tau_0^*$  is

$$|\mathcal{I}_k|^{-1/2} \sum_{i \in \mathcal{I}_k} \{\widehat{\psi}_{0,i}^{(-k)} - A\tau_0^*\} = \mathbb{G}_{\mathcal{I}_k}(\psi_0^* - A\tau_0^*) \quad (39)$$

$$+ |\mathcal{I}_k|^{1/2} \cdot \mathbb{E}^{(-k)}(\widehat{\psi}_0^{(-k)} - \psi_0^*) \quad (40)$$

$$+ \mathbb{G}_{\mathcal{I}_k}^{(-k)}(\widehat{\psi}_0^{(-k)} - \psi_0^*), \quad (41)$$

where

$$\begin{aligned} \mathbb{G}_{\mathcal{I}_k}(\psi_0^* - A\tau_0^*) &= \mathbb{G}_{\mathcal{I}_k} \left[ (1 - A)\beta_1^*(\mathbf{X})\alpha_1^*(Y_1, \mathbf{X})\{Y_1 - \mu^*(\mathbf{X})\} + A\mu^*(\mathbf{X}) - A\tau_0^* \right] \\ &= |\mathcal{I}_k|^{-1/2} \sum_{i \in \mathcal{I}_k} \left\{ \psi_i^* - \Pr(A = 1)\tau_0^* \right\} \\ \mathbb{G}_{\mathcal{I}_k}^{(-k)}(\widehat{\psi}_0^{(-k)} - \psi_0^*) &= \mathbb{G}_{\mathcal{I}_k}^{(-k)} \left[ \begin{aligned} &(1 - A)\widehat{\beta}_1^{(-k)}(\mathbf{X})\widehat{\alpha}_1^{(-k)}(Y_1, \mathbf{X})\{Y_1 - \widehat{\mu}^{(-k)}(\mathbf{X})\} + A\widehat{\mu}^{(-k)}(\mathbf{X}) \\ &-(1 - A)\beta_1^*(\mathbf{X})\alpha_1^*(Y_1, \mathbf{X})\{Y_1 - \mu^*(\mathbf{X})\} - A\mu^*(\mathbf{X}) \\ &+(2A - 1)\widehat{R}^{(-k)}(Y_0, A, \mathbf{X})\{Y_0 - \widehat{\mu}^{(-k)}(\mathbf{X})\} \\ &-(2A - 1)R^*(Y_0, A, \mathbf{X})\{Y_0 - \mu^*(\mathbf{X})\} \end{aligned} \right]. \end{aligned}$$

From the derivation below, we find that (40) and (41) are  $o_P(1)$ , indicating that (39) is asymptotically normal, and consequently, (AN) is  $O_P(1)$ . Moreover, we establish (36), concluding the proof as follows:

$$\begin{aligned} |\mathcal{I}_k|^{1/2} \left\{ \widehat{\tau}_0^{(k)} - \tau_0^* \right\} &= |\mathcal{I}_k|^{-1/2} \sum_{i \in \mathcal{I}_k} \frac{\widehat{\psi}_{0,i}^{(-k)} - A_i\tau_0^*}{\Pr(A = 1)} + o_P(1) \\ &= |\mathcal{I}_k|^{-1/2} \sum_{i \in \mathcal{I}_k} \frac{\psi_{0,i}^* - A_i\tau_0^*}{\Pr(A = 1)} + o_P(1) = |\mathcal{I}_k|^{-1/2} \sum_{i \in \mathcal{I}_k} \text{IF}^*(\mathbf{O}_i) + o_P(1). \end{aligned}$$

In the rest of the proof, we show that (40) and (41) are  $o_P(1)$  by establish the following more general results:

$$|\mathcal{I}_k|^{1/2} \cdot \mathbb{E}^{(-k)}\{\widehat{\Omega}_{\text{Eff}}^{(-k)}(\mathbf{O}; \boldsymbol{\theta}) - \Omega_{\text{Eff}}^*(\mathbf{O}; \boldsymbol{\theta})\} = o_P(1) \quad (42)$$



$$\mathbb{G}_{\mathcal{I}_k}^{(-k)} \{ \widehat{\Omega}_{\text{Eff}}^{(-k)}(\mathbf{O}; \boldsymbol{\theta}) - \Omega_{\text{Eff}}^*(\mathbf{O}; \boldsymbol{\theta}) \} = o_P(1) . \quad (43)$$

where  $\widehat{\Omega}_{\text{Eff}}^{(-k)}$  and  $\Omega_{\text{Eff}}^*$  are given as

$$\begin{aligned} \widehat{\Omega}_{\text{Eff}}^{(-k)}(\mathbf{O}; \boldsymbol{\theta}) &= \begin{bmatrix} (1-A)\widehat{\beta}_1^{(-k)}(\mathbf{X})\widehat{\alpha}_1^{(-k)}(Y_1, \mathbf{X})\{\Omega(Y_1, \mathbf{X}; \boldsymbol{\theta}) - \widehat{\mu}_{\Omega}^{(-k)}(\mathbf{X}; \boldsymbol{\theta})\} + A\widehat{\mu}_{\Omega}^{(-k)}(\mathbf{X}; \boldsymbol{\theta}) \\ +(2A-1)\widehat{R}^{(-k)}(Y_0, A, \mathbf{X})\{\Omega(Y_0, \mathbf{X}; \boldsymbol{\theta}) - \widehat{\mu}_{\Omega}^{(-k)}(\mathbf{X}; \boldsymbol{\theta})\} \end{bmatrix} \\ \Omega_{\text{Eff}}^*(\mathbf{O}; \boldsymbol{\theta}) &= \begin{bmatrix} (1-A)\beta_1^*(\mathbf{X})\alpha_1^*(Y_1, \mathbf{X})\{\Omega(Y_1, \mathbf{X}; \boldsymbol{\theta}) - \mu_{\Omega}^*(\mathbf{X}; \boldsymbol{\theta})\} + A\mu_{\Omega}^*(\mathbf{X}; \boldsymbol{\theta}) \\ +(2A-1)R^*(Y_0, A, \mathbf{X})\{\Omega(Y_0, \mathbf{X}; \boldsymbol{\theta}) - \mu_{\Omega}^*(\mathbf{X}; \boldsymbol{\theta})\} \end{bmatrix} . \end{aligned}$$

Note that  $\widehat{\psi}_0^{(-k)} - \psi_0^*$  is a special case of  $\widehat{\Omega}_{\text{Eff}}^{(-k)}(\mathbf{O}; \boldsymbol{\theta}) - \Omega_{\text{Eff}}^*(\mathbf{O}; \boldsymbol{\theta})$  with  $\Omega(y, \mathbf{X}; \boldsymbol{\theta}) = y - \theta$  where  $\boldsymbol{\theta}$  in the right hand side cancels out.

### Asymptotic Property of (42)

Term (42) is

$$\begin{aligned} &|\mathcal{I}_k|^{1/2} \mathbb{E}^{(-k)} \{ \widehat{\Omega}_{\text{Eff}}^{(-k)}(\mathbf{O}; \boldsymbol{\theta}) - \Omega_{\text{Eff}}^*(\mathbf{O}; \boldsymbol{\theta}) \} \\ &= |\mathcal{I}_k|^{1/2} \mathbb{E}^{(-k)} \left[ (1-A)\widehat{\beta}_1^{(-k)}(\mathbf{X})\widehat{\alpha}_1^{(-k)}(Y_1, \mathbf{X})\{\Omega(Y_1, \mathbf{X}; \boldsymbol{\theta}) - \widehat{\mu}_{\Omega}^{(-k)}(\mathbf{X}; \boldsymbol{\theta})\} + A\widehat{\mu}_{\Omega}^{(-k)}(\mathbf{X}; \boldsymbol{\theta}) \quad (\text{T1}) \right. \\ &\quad \left. - \underbrace{(1-A)\beta_1^*(\mathbf{X})\alpha_1^*(Y_1, \mathbf{X})\{\Omega(Y_1, \mathbf{X}; \boldsymbol{\theta}) - \mu_{\Omega}^*(\mathbf{X}; \boldsymbol{\theta})\} - A\mu_{\Omega}^*(\mathbf{X}; \boldsymbol{\theta})}_{=0} \quad (\text{T2}) \right. \\ &\quad \left. + (2A-1)\widehat{R}^{(-k)}(Y_0, A, \mathbf{X})\{\Omega(Y_0, \mathbf{X}; \boldsymbol{\theta}) - \widehat{\mu}_{\Omega}^{(-k)}(\mathbf{X}; \boldsymbol{\theta})\} \quad (\text{T3}) \right. \\ &\quad \left. - \underbrace{(2A-1)R^*(Y_0, A, \mathbf{X})\{\Omega(Y_0, \mathbf{X}; \boldsymbol{\theta}) - \mu_{\Omega}^*(\mathbf{X}; \boldsymbol{\theta})\}}_{=0} \right] . \quad (\text{T4}) \end{aligned}$$

Term (T1) is

$$\begin{aligned} &(\text{T1}) \\ &= \mathbb{E}^{(-k)} \left[ (1-A)\widehat{\beta}_1^{(-k)}(\mathbf{X})\widehat{\alpha}_1^{(-k)}(Y_1^{(0)}, \mathbf{X})\{\Omega(Y_1^{(0)}, \mathbf{X}; \boldsymbol{\theta}) - \widehat{\mu}_{\Omega}^{(-k)}(\mathbf{X}; \boldsymbol{\theta})\} \right] + \mathbb{E}^{(-k)} \{ A\widehat{\mu}_{\Omega}^{(-k)}(\mathbf{X}; \boldsymbol{\theta}) \} \\ &= \mathbb{E}^{(-k)} \left[ (1-A)\{\widehat{\beta}_1^{(-k)}(\mathbf{X})\widehat{\alpha}_1^{(-k)}(Y_1^{(0)}, \mathbf{X}) - \beta_1^*(\mathbf{X})\alpha_1^*(Y_1^{(0)}, \mathbf{X})\}\{\Omega(Y_1^{(0)}, \mathbf{X}; \boldsymbol{\theta}) - \widehat{\mu}_{\Omega}^{(-k)}(\mathbf{X}; \boldsymbol{\theta})\} \right] \\ &\quad + \mathbb{E}^{(-k)} \left[ (1-A)\beta_1^*(\mathbf{X})\alpha_1^*(Y_1^{(0)}, \mathbf{X})\{\Omega(Y_1^{(0)}, \mathbf{X}; \boldsymbol{\theta}) - \widehat{\mu}_{\Omega}^{(-k)}(\mathbf{X}; \boldsymbol{\theta})\} \right] + \mathbb{E}^{(-k)} \{ A\widehat{\mu}_{\Omega}^{(-k)}(\mathbf{X}; \boldsymbol{\theta}) \} \\ &= \mathbb{E}^{(-k)} \left[ (1-A)\{\widehat{\beta}_1^{(-k)}(\mathbf{X})\widehat{\alpha}_1^{(-k)}(Y_1^{(0)}, \mathbf{X}) - \beta_1^*(\mathbf{X})\alpha_1^*(Y_1^{(0)}, \mathbf{X})\}\{\Omega(Y_1^{(0)}, \mathbf{X}; \boldsymbol{\theta}) - \widehat{\mu}_{\Omega}^{(-k)}(\mathbf{X}; \boldsymbol{\theta})\} \right] \\ &\quad + \mathbb{E}^{(-k)} \{ A\Omega(Y_1^{(0)}, \mathbf{X}; \boldsymbol{\theta}) \} \end{aligned}$$

Similar to Term (T1), Term (T2) is  $-\mathbb{E}^{(-k)} \{ A\mu_{\Omega}^*(\mathbf{X}; \boldsymbol{\theta}) \} = -\mathbb{E}^{(-k)} \{ A\Omega(Y_1^{(0)}, \mathbf{X}; \boldsymbol{\theta}) \}$ .

Combining the established result, term (42) is equivalent to

$$\begin{aligned} &(\text{42}) \\ &= \mathbb{E}^{(-k)} \left[ (1-A)\{\widehat{\beta}_1^{(-k)}(\mathbf{X})\widehat{\alpha}_1^{(-k)}(Y_1^{(0)}, \mathbf{X}) - \beta_1^*(\mathbf{X})\alpha_1^*(Y_1^{(0)}, \mathbf{X})\}\{\Omega(Y_1^{(0)}, \mathbf{X}; \boldsymbol{\theta}) - \widehat{\mu}_{\Omega}^{(-k)}(\mathbf{X}; \boldsymbol{\theta})\} \right] \end{aligned}$$

$$\begin{aligned}
& + \mathbb{E}^{(-k)} \left[ A \widehat{R}^{(-k)}(Y_0, A, \mathbf{X}) \{ \Omega(Y_0, \mathbf{X}; \boldsymbol{\theta}) - \widehat{\mu}_\Omega^{(-k)}(\mathbf{X}; \boldsymbol{\theta}) \} \right] \\
& - \mathbb{E}^{(-k)} \left[ (1 - A) \widehat{R}^{(-k)}(Y_0, A, \mathbf{X}) \{ \Omega(Y_0, \mathbf{X}; \boldsymbol{\theta}) - \widehat{\mu}_\Omega^{(-k)}(\mathbf{X}; \boldsymbol{\theta}) \} \right] \\
& = \mathbb{E}^{(-k)} \left[ (1 - A) \{ \widehat{\beta}_1^{(-k)}(\mathbf{X}) - \beta_1^*(\mathbf{X}) \} \alpha_1^*(Y_1^{(0)}, \mathbf{X}) \{ \Omega(Y_1^{(0)}, \mathbf{X}; \boldsymbol{\theta}) - \widehat{\mu}_\Omega^{(-k)}(\mathbf{X}; \boldsymbol{\theta}) \} \right] \quad (\text{T5}) \\
& + \mathbb{E}^{(-k)} \left[ (1 - A) \widehat{\beta}_1^{(-k)}(\mathbf{X}) \{ \widehat{\alpha}_1^{(-k)}(Y_1^{(0)}, \mathbf{X}) - \alpha_1^*(Y_1^{(0)}, \mathbf{X}) \} \{ \Omega(Y_1^{(0)}, \mathbf{X}; \boldsymbol{\theta}) - \widehat{\mu}_\Omega^{(-k)}(\mathbf{X}; \boldsymbol{\theta}) \} \right] \quad (\text{T6-1}) \\
& + \mathbb{E}^{(-k)} \left[ A \widehat{R}^{(-k)}(Y_0, A, \mathbf{X}) \{ \Omega(Y_0, \mathbf{X}; \boldsymbol{\theta}) - \widehat{\mu}_\Omega^{(-k)}(\mathbf{X}; \boldsymbol{\theta}) \} \right] \quad (\text{T6-2}) \\
& - \mathbb{E}^{(-k)} \left[ (1 - A) \widehat{R}^{(-k)}(Y_0, A, \mathbf{X}) \{ \Omega(Y_0, \mathbf{X}; \boldsymbol{\theta}) - \widehat{\mu}_\Omega^{(-k)}(\mathbf{X}; \boldsymbol{\theta}) \} \right]. \quad (\text{T6-3})
\end{aligned}$$

Term (T5) is

$$\begin{aligned}
& \|(\text{T5})\| \\
& = \left\| \Pr(A = 0) \mathbb{E}^{(-k)} \left[ \left\{ \widehat{\beta}_1^{(-k)}(\mathbf{X}) - \beta_1^*(\mathbf{X}) \right\} \alpha_1^*(Y_1^{(0)}, \mathbf{X}) \left\{ \Omega(Y_1^{(0)}, \mathbf{X}; \boldsymbol{\theta}) - \widehat{\mu}_\Omega^{(-k)}(\mathbf{X}; \boldsymbol{\theta}) \right\} \mid A = 0 \right] \right\| \\
& \lesssim \left\| \mathbb{E}^{(-k)} \left[ \left\{ \widehat{\beta}_1^{(-k)}(\mathbf{X}) - \beta_1^*(\mathbf{X}) \right\} \left\{ \mu_\Omega^*(\mathbf{X}; \boldsymbol{\theta}) - \widehat{\mu}_\Omega^{(-k)}(\mathbf{X}; \boldsymbol{\theta}) \right\} \mid A = 0 \right] \right\| \\
& \leq \| \widehat{\beta}_1^{(-k)}(\mathbf{X}) - \beta_1^*(\mathbf{X}) \|_{P,2} \| \widehat{\mu}_\Omega^{(-k)}(\mathbf{X}; \boldsymbol{\theta}) - \mu_\Omega^*(\mathbf{X}; \boldsymbol{\theta}) \|_{P,2} \\
& \lesssim \| \widehat{\beta}_1^{(-k)}(\mathbf{X}) - \beta_1^*(\mathbf{X}) \|_{P,2} \left[ \begin{aligned} & \| \alpha_1^*(Y_1, \mathbf{X}) - \widehat{\alpha}_1^{(-k)}(Y_1, \mathbf{X}) \|_{P,2} \\ & + \| f_1^*(Y_1 \mid 0, \mathbf{X}) - \widehat{f}_1^{(-k)}(Y_1 \mid 0, \mathbf{X}) \|_{P,2} \end{aligned} \right]. \quad (44)
\end{aligned}$$

The second inequality is from  $\sup_{y \in \mathcal{S}_1(0)} \| \alpha_1^*(y, \mathbf{X}) \| < \infty$  and the last line (44) uses (32).

Next, the conditional expectation of Term (T6-1) given  $\mathbf{X}$  is

$$\begin{aligned}
& \mathbb{E}^{(-k)} \left[ (1 - A) \widehat{\beta}_1^{(-k)}(\mathbf{X}) \{ \widehat{\alpha}_1^{(-k)}(Y_1^{(0)}, \mathbf{X}) - \alpha_1^*(Y_1^{(0)}, \mathbf{X}) \} \{ \Omega(Y_1^{(0)}, \mathbf{X}; \boldsymbol{\theta}) - \widehat{\mu}_\Omega^{(-k)}(\mathbf{X}; \boldsymbol{\theta}) \} \mid \mathbf{X} \right] \\
& = \widehat{\beta}_1^{(-k)}(\mathbf{X}) \Pr(A = 0 \mid \mathbf{X}) \mathbb{E}^{(-k)} \left[ \{ \widehat{\alpha}_1^{(-k)}(Y_1^{(0)}, \mathbf{X}) - \alpha_1^*(Y_1^{(0)}, \mathbf{X}) \} \{ \Omega(Y_1^{(0)}, \mathbf{X}; \boldsymbol{\theta}) - \widehat{\mu}_\Omega^{(-k)}(\mathbf{X}; \boldsymbol{\theta}) \} \mid A = 0, \mathbf{X} \right] \\
& = \widehat{\beta}_1^{(-k)}(\mathbf{X}) \Pr(A = 0 \mid \mathbf{X}) \left[ \begin{aligned} & \mathbb{E}^{(-k)} \{ \widehat{\alpha}_1^{(-k)}(Y_1, \mathbf{X}) \Omega(Y_1, \mathbf{X}; \boldsymbol{\theta}) \mid A = 0, \mathbf{X} \} \\ & - \mathbb{E}^{(-k)} \{ \alpha_1^*(Y_1, \mathbf{X}) \Omega(Y_1, \mathbf{X}; \boldsymbol{\theta}) \mid A = 0, \mathbf{X} \} \\ & + \widehat{\mu}_\Omega^{(-k)}(\mathbf{X}; \boldsymbol{\theta}) \mathbb{E}^{(-k)} \{ \alpha_1^*(Y_1, \mathbf{X}) \mid A = 0, \mathbf{X} \} \\ & - \widehat{\mu}_\Omega^{(-k)}(\mathbf{X}; \boldsymbol{\theta}) \mathbb{E}^{(-k)} \{ \widehat{\alpha}_1^{(-k)}(Y_1, \mathbf{X}) \mid A = 0, \mathbf{X} \} \end{aligned} \right] \\
& = \widehat{\beta}_1^{(-k)}(\mathbf{X}) \Pr(A = 0 \mid \mathbf{X}) \left[ \begin{aligned} & \int_{\mathcal{S}_1(0)} \Omega(y, \mathbf{X}; \boldsymbol{\theta}) \widehat{\alpha}_1^{(-k)}(y, \mathbf{X}) f_1^*(y \mid 0, \mathbf{X}) dy \\ & - \int_{\mathcal{S}_1(0)} \Omega(y, \mathbf{X}; \boldsymbol{\theta}) \alpha_1^*(y, \mathbf{X}) f_1^*(y \mid 0, \mathbf{X}) dy \\ & + \widehat{\mu}_\Omega^{(-k)}(\mathbf{X}; \boldsymbol{\theta}) \int_{\mathcal{S}_1(0)} \alpha_1^*(y, \mathbf{X}) f_1^*(y \mid 0, \mathbf{X}) dy \\ & - \widehat{\mu}_\Omega^{(-k)}(\mathbf{X}; \boldsymbol{\theta}) \int_{\mathcal{S}_1(0)} \widehat{\alpha}_1^{(-k)}(y, \mathbf{X}) f_1^*(y \mid 0, \mathbf{X}) dy \end{aligned} \right] \\
& = \widehat{\beta}_1^{(-k)}(\mathbf{X}) \Pr(A = 0 \mid \mathbf{X}) \left\{ \int_{\mathcal{S}_1(0)} \widehat{\alpha}_1^{(-k)}(y, \mathbf{X}) \widehat{f}_1^{(-k)}(y \mid 0, \mathbf{X}) dy \right\}^{-1} \\
& \quad \times \left[ \begin{aligned} & \{ \int_{\mathcal{S}_1(0)} \widehat{\alpha}_1^{(-k)}(y, \mathbf{X}) \widehat{f}_1^{(-k)}(y \mid 0, \mathbf{X}) dy \} \{ \int_{\mathcal{S}_1(0)} \Omega(y, \mathbf{X}; \boldsymbol{\theta}) \widehat{\alpha}_1^{(-k)}(y, \mathbf{X}) f_1^*(y \mid 0, \mathbf{X}) dy \} \\ & - \{ \int_{\mathcal{S}_1(0)} \widehat{\alpha}_1^{(-k)}(y, \mathbf{X}) \widehat{f}_1^{(-k)}(y \mid 0, \mathbf{X}) dy \} \{ \int_{\mathcal{S}_1(0)} \Omega(y, \mathbf{X}; \boldsymbol{\theta}) \alpha_1^*(y, \mathbf{X}) f_1^*(y \mid 0, \mathbf{X}) dy \} \\ & + \{ \int_{\mathcal{S}_1(0)} \alpha_1^*(y, \mathbf{X}) f_1^*(y \mid 0, \mathbf{X}) dy \} \{ \int_{\mathcal{S}_1(0)} \Omega(y, \mathbf{X}; \boldsymbol{\theta}) \widehat{\alpha}_1^{(-k)}(y, \mathbf{X}) \widehat{f}_1^{(-k)}(y \mid 0, \mathbf{X}) dy \} \\ & - \{ \int_{\mathcal{S}_1(0)} \widehat{\alpha}_1^{(-k)}(y, \mathbf{X}) f_1^*(y \mid 0, \mathbf{X}) dy \} \{ \int_{\mathcal{S}_1(0)} \Omega(y, \mathbf{X}; \boldsymbol{\theta}) \widehat{\alpha}_1^{(-k)}(y, \mathbf{X}) \widehat{f}_1^{(-k)}(y \mid 0, \mathbf{X}) dy \} \end{aligned} \right]
\end{aligned}$$

Note that  $\widehat{\mu}_\Omega^{(-k)}(\mathbf{X}; \boldsymbol{\theta}) \cdot \{ \int_{\mathcal{S}_1(0)} \widehat{\alpha}_1^{(-k)}(y, \mathbf{X}) \widehat{f}_1^{(-k)}(y | 0, \mathbf{X}) dy \} = \int_{\mathcal{S}_1(0)} \Omega(y, \mathbf{X}; \boldsymbol{\theta}) \widehat{\alpha}_1^{(-k)}(y, \mathbf{X}) \widehat{f}_1^{(-k)}(y | 0, \mathbf{X}) dy$ .

Before we modify Term (T6-2) and (T6-3), we remark that

$$\begin{aligned} \widehat{R}^{(-k)}(y, 1, \mathbf{X}) f_0^*(y | 1, \mathbf{X}) &= \frac{\widehat{\beta}_1^{(-k)}(\mathbf{X}) \widehat{f}_1^{(-k)}(y | 0, \mathbf{X})}{\widehat{\beta}_0^{(-k)}(\mathbf{X}) \widehat{f}_0^{(-k)}(y | 0, \mathbf{X})} f_0^*(y | 1, \mathbf{X}) \\ &= \beta_0^*(\mathbf{X}) \alpha_0^*(y, \mathbf{X}) \frac{\Pr(A = 0 | \mathbf{X})}{\Pr(A = 1 | \mathbf{X})} \frac{\widehat{\beta}_1^{(-k)}(\mathbf{X}) \widehat{f}_1^{(-k)}(y | 0, \mathbf{X})}{\widehat{\beta}_0^{(-k)}(\mathbf{X}) \widehat{f}_0^{(-k)}(y | 0, \mathbf{X})} f_0^*(y | 0, \mathbf{X}) , \\ \widehat{R}^{(-k)}(y, 0, \mathbf{X}) f_0^*(y | 0, \mathbf{X}) &= \widehat{\beta}_1^{(-k)}(\mathbf{X}) \widehat{\alpha}_1^{(-k)}(y, \mathbf{X}) \frac{\widehat{f}_1^{(-k)}(y | 0, \mathbf{X})}{\widehat{f}_0^{(-k)}(y | 0, \mathbf{X})} f_0^*(y | 0, \mathbf{X}) . \end{aligned}$$

The conditional expectation of Term (T6-2) given  $\mathbf{X}$  is

$$\begin{aligned} \mathbb{E}^{(-k)} \left[ A \widehat{R}^{(-k)}(Y_0, A, \mathbf{X}) \{ \Omega(Y_0, \mathbf{X}; \boldsymbol{\theta}) - \widehat{\mu}_\Omega^{(-k)}(\mathbf{X}; \boldsymbol{\theta}) \} \mid \mathbf{X} \right] \\ &= \Pr(A = 1 | \mathbf{X}) \mathbb{E}^{(-k)} \left[ \widehat{R}^{(-k)}(Y_0, 1, \mathbf{X}) \{ \Omega(Y_0, \mathbf{X}; \boldsymbol{\theta}) - \widehat{\mu}_\Omega^{(-k)}(\mathbf{X}; \boldsymbol{\theta}) \} \mid A = 1, \mathbf{X} \right] \\ &= \Pr(A = 1 | \mathbf{X}) \left[ \begin{aligned} &\mathbb{E}^{(-k)} \left\{ \Omega(Y_0, \mathbf{X}; \boldsymbol{\theta}) \widehat{R}^{(-k)}(Y_0, 1, \mathbf{X}) \mid A = 1, \mathbf{X} \right\} \\ &- \widehat{\mu}_\Omega^{(-k)}(\mathbf{X}; \boldsymbol{\theta}) \mathbb{E}^{(-k)} \left\{ \widehat{R}^{(-k)}(Y_0, 1, \mathbf{X}) \mid A = 1, \mathbf{X} \right\} \end{aligned} \right] \\ &= \Pr(A = 1 | \mathbf{X}) \left\{ \int_{\mathcal{S}_1(0)} \widehat{\alpha}_1^{(-k)}(y, \mathbf{X}) \widehat{f}_1^{(-k)}(y | 0, \mathbf{X}) dy \right\}^{-1} \\ &\quad \times \left[ \begin{aligned} &\{ \int_{\mathcal{S}_1(0)} \widehat{\alpha}_1^{(-k)}(y, \mathbf{X}) \widehat{f}_1^{(-k)}(y | 0, \mathbf{X}) dy \} \{ \int_{\mathcal{S}_0(1)} \Omega(y, \mathbf{X}; \boldsymbol{\theta}) \frac{\widehat{\beta}_1^{(-k)}(\mathbf{X}) \widehat{f}_1^{(-k)}(y | 0, \mathbf{X})}{\widehat{\beta}_0^{(-k)}(\mathbf{X}) \widehat{f}_0^{(-k)}(y | 0, \mathbf{X})} f_0^*(y | 1, \mathbf{X}) dy \} \\ &- \{ \int_{\mathcal{S}_1(0)} \Omega(y, \mathbf{X}; \boldsymbol{\theta}) \widehat{\alpha}_1^{(-k)}(y, \mathbf{X}) \widehat{f}_1^{(-k)}(y | 0, \mathbf{X}) dy \} \{ \int_{\mathcal{S}_0(1)} \frac{\widehat{\beta}_1^{(-k)}(\mathbf{X}) \widehat{f}_1^{(-k)}(y | 0, \mathbf{X})}{\widehat{\beta}_0^{(-k)}(\mathbf{X}) \widehat{f}_0^{(-k)}(y | 0, \mathbf{X})} f_0^*(y | 1, \mathbf{X}) dy \} \end{aligned} \right] \\ &= \Pr(A = 0 | \mathbf{X}) \left\{ \int_{\mathcal{S}_1(0)} \widehat{\alpha}_1^{(-k)}(y, \mathbf{X}) \widehat{f}_1^{(-k)}(y | 0, \mathbf{X}) dy \right\}^{-1} \frac{\beta_0^*(\mathbf{X}) \widehat{\beta}_1^{(-k)}(\mathbf{X})}{\widehat{\beta}_0^{(-k)}(\mathbf{X})} \\ &\quad \times \left[ \begin{aligned} &\{ \int_{\mathcal{S}_1(0)} \widehat{\alpha}_1^{(-k)}(y, \mathbf{X}) \widehat{f}_1^{(-k)}(y | 0, \mathbf{X}) dy \} \{ \int_{\mathcal{S}_1(0)} \Omega(y, \mathbf{X}; \boldsymbol{\theta}) \alpha_0^*(y, \mathbf{X}) \frac{\widehat{f}_1^{(-k)}(y | 0, \mathbf{X})}{\widehat{f}_0^{(-k)}(y | 0, \mathbf{X})} f_0^*(y | 0, \mathbf{X}) dy \} \\ &- \{ \int_{\mathcal{S}_1(0)} \Omega(y, \mathbf{X}; \boldsymbol{\theta}) \widehat{\alpha}_1^{(-k)}(y, \mathbf{X}) \widehat{f}_1^{(-k)}(y | 0, \mathbf{X}) dy \} \{ \int_{\mathcal{S}_1(0)} \alpha_0^*(y, \mathbf{X}) \frac{\widehat{f}_1^{(-k)}(y | 0, \mathbf{X})}{\widehat{f}_0^{(-k)}(y | 0, \mathbf{X})} f_0^*(y | 0, \mathbf{X}) dy \} \end{aligned} \right] \end{aligned}$$

The last line is derived as follows:

$$\begin{aligned} &\int_{\mathcal{S}_0(1)} \Omega(y, \mathbf{X}; \boldsymbol{\theta}) \frac{\widehat{\beta}_1^{(-k)}(\mathbf{X})}{\widehat{\beta}_0^{(-k)}(\mathbf{X})} \frac{f_0^*(y | 1, \mathbf{X})}{\widehat{f}_0^{(-k)}(y | 0, \mathbf{X})} \widehat{f}_1^{(-k)}(y | 0, \mathbf{X}) dy \\ &= \int_{\mathcal{S}_1(0) \cap \mathcal{S}_0(1)} \Omega(y, \mathbf{X}; \boldsymbol{\theta}) \frac{\widehat{\beta}_1^{(-k)}(\mathbf{X})}{\widehat{\beta}_0^{(-k)}(\mathbf{X})} \frac{f_0^*(y | 1, \mathbf{X})}{\widehat{f}_0^{(-k)}(y | 0, \mathbf{X})} \widehat{f}_1^{(-k)}(y | 0, \mathbf{X}) dy \\ &= \int_{\mathcal{S}_1(0)} \Omega(y, \mathbf{X}; \boldsymbol{\theta}) \frac{\widehat{\beta}_1^{(-k)}(\mathbf{X})}{\widehat{\beta}_0^{(-k)}(\mathbf{X})} \frac{f_0^*(y | 1, \mathbf{X})}{\widehat{f}_0^{(-k)}(y | 0, \mathbf{X})} \widehat{f}_1^{(-k)}(y | 0, \mathbf{X}) dy \\ &= \int_{\mathcal{S}_1(0)} \Omega(y, \mathbf{X}; \boldsymbol{\theta}) \alpha_0^*(y, \mathbf{X}) \frac{\widehat{f}_1^{(-k)}(y | 0, \mathbf{X})}{\widehat{f}_0^{(-k)}(y | 0, \mathbf{X})} f_0^*(y | 0, \mathbf{X}) dy . \end{aligned}$$

The first identity is from  $\widehat{f}_1^{(-k)}(y|0, \mathbf{X}) = 0$  for  $(y, \mathbf{X}) \in \mathbb{R} \cap \mathcal{S}_1(0)^c$ . The second identity is from  $f_0^*(y|1, \mathbf{X}) = 0$  for  $(y, \mathbf{X}) \in \mathbb{R} \cap \mathcal{S}_0(1)$ . The last identity is from (35):  $f_0^*(y|1, \mathbf{X}) = f_0^*(y|0, \mathbf{X})\beta_0^*(\mathbf{X})\alpha_0^*(y, \mathbf{X})\Pr(A=0|\mathbf{X})/\Pr(A=1|\mathbf{X})$  for  $(y, \mathbf{X}) \in \mathcal{S}_1(0) \subseteq \mathcal{S}_0(0)$ .

Similarly, the conditional expectation of Term (T6-3) given  $\mathbf{X}$  is

$$\begin{aligned}
& \mathbb{E}^{(-k)} \left[ (1-A)\widehat{R}^{(-k)}(Y_0, A, \mathbf{X}) \{ \Omega(Y_0, \mathbf{X}; \boldsymbol{\theta}) - \widehat{\mu}_\Omega^{(-k)}(\mathbf{X}; \boldsymbol{\theta}) \} \mid \mathbf{X} \right] \\
&= \Pr(A=0|\mathbf{X}) \mathbb{E}^{(-k)} \left[ \widehat{R}^{(-k)}(Y_0, 0, \mathbf{X}) \{ \Omega(Y_0, \mathbf{X}; \boldsymbol{\theta}) - \widehat{\mu}_\Omega^{(-k)}(\mathbf{X}; \boldsymbol{\theta}) \} \mid A=0, \mathbf{X} \right] \\
&= \Pr(A=0|\mathbf{X}) \left[ \begin{aligned} & \mathbb{E}^{(-k)} \left\{ \Omega(Y_0, \mathbf{X}; \boldsymbol{\theta}) \widehat{R}^{(-k)}(Y_0, 0, \mathbf{X}) \mid A=0, \mathbf{X} \right\} \\ & - \widehat{\mu}_\Omega^{(-k)}(\mathbf{X}; \boldsymbol{\theta}) \mathbb{E}^{(-k)} \left\{ \widehat{R}^{(-k)}(Y_0, 0, \mathbf{X}) \mid A=0, \mathbf{X} \right\} \end{aligned} \right] \\
&= \widehat{\beta}_1^{(-k)}(\mathbf{X}) \Pr(A=0|\mathbf{X}) \left\{ \int_{\mathcal{S}_1(0)} \widehat{\alpha}_1^{(-k)}(y, \mathbf{X}) \widehat{f}_1^{(-k)}(y|0, \mathbf{X}) dy \right\}^{-1} \\
&\quad \times \left[ \begin{aligned} & \left\{ \int_{\mathcal{S}_1(0)} \widehat{\alpha}_1^{(-k)}(y, \mathbf{X}) \widehat{f}_1^{(-k)}(y|0, \mathbf{X}) dy \right\} \left\{ \int_{\mathcal{S}_0(0)} \Omega(y, \mathbf{X}; \boldsymbol{\theta}) \frac{\widehat{f}_1^{(-k)}(y|0, \mathbf{X})}{\widehat{f}_0^{(-k)}(y|0, \mathbf{X})} f_0^*(y|0, \mathbf{X}) dy \right\} \\ & - \left\{ \int_{\mathcal{S}_1(0)} \Omega(y, \mathbf{X}; \boldsymbol{\theta}) \widehat{\alpha}_1^{(-k)}(y, \mathbf{X}) \widehat{f}_1^{(-k)}(y|0, \mathbf{X}) dy \right\} \left\{ \int_{\mathcal{S}_0(0)} \frac{\widehat{f}_1^{(-k)}(y|0, \mathbf{X})}{\widehat{f}_0^{(-k)}(y|0, \mathbf{X})} f_0^*(y|0, \mathbf{X}) dy \right\} \end{aligned} \right] \\
&= \widehat{\beta}_1^{(-k)}(\mathbf{X}) \Pr(A=0|\mathbf{X}) \left\{ \int_{\mathcal{S}_1(0)} \widehat{\alpha}_1^{(-k)}(y, \mathbf{X}) \widehat{f}_1^{(-k)}(y|0, \mathbf{X}) dy \right\}^{-1} \\
&\quad \times \left[ \begin{aligned} & \left\{ \int_{\mathcal{S}_1(0)} \widehat{\alpha}_1^{(-k)}(y, \mathbf{X}) \widehat{f}_1^{(-k)}(y|0, \mathbf{X}) dy \right\} \left\{ \int_{\mathcal{S}_1(0)} \Omega(y, \mathbf{X}; \boldsymbol{\theta}) \frac{\widehat{f}_1^{(-k)}(y|0, \mathbf{X})}{\widehat{f}_0^{(-k)}(y|0, \mathbf{X})} f_0^*(y|0, \mathbf{X}) dy \right\} \\ & - \left\{ \int_{\mathcal{S}_1(0)} \Omega(y, \mathbf{X}; \boldsymbol{\theta}) \widehat{\alpha}_1^{(-k)}(y, \mathbf{X}) \widehat{f}_1^{(-k)}(y|0, \mathbf{X}) dy \right\} \left\{ \int_{\mathcal{S}_1(0)} \frac{\widehat{f}_1^{(-k)}(y|0, \mathbf{X})}{\widehat{f}_0^{(-k)}(y|0, \mathbf{X})} f_0^*(y|0, \mathbf{X}) dy \right\} \end{aligned} \right].
\end{aligned}$$

The last line is from  $\widehat{f}_1^{(-k)}(y|0, \mathbf{X}) = 0$  for  $(y, \mathbf{X}) \in \mathbb{R} \cap \mathcal{S}_1(0)^c$ .

Therefore, the conditional expectation of (T6-1)+(T6-2)+(T6-3) given  $(A=0, \mathbf{X})$  is rearranged as follows:

$$\begin{aligned}
& \frac{\int_{\mathcal{S}_1(0)} \widehat{\alpha}_1^{(-k)}(y, \mathbf{X}) \widehat{f}_1^{(-k)}(y|0, \mathbf{X}) dy}{\Pr(A=0|\mathbf{X})} \frac{\widehat{\beta}_0^{(-k)}(\mathbf{X})}{\widehat{\beta}_1^{(-k)}(\mathbf{X})} \mathbb{E}^{(-k)} \left\{ (\text{T6-1}) + (\text{T6-2}) + (\text{T6-3}) \mid A=0, \mathbf{X} \right\} \\
&= \left\{ \int_{\mathcal{S}_1(0)} \widehat{\alpha}_1^{(-k)}(y, \mathbf{X}) \widehat{f}_1^{(-k)}(y|0, \mathbf{X}) dy \right\} \left[ \int_{\mathcal{S}_1(0)} \Omega(y, \mathbf{X}; \boldsymbol{\theta}) \widehat{\beta}_0^{(-k)}(\mathbf{X}) \{ \widehat{\alpha}_1^{(-k)}(y, \mathbf{X}) - \alpha_0^*(y, \mathbf{X}) \} f_1^*(y|0, \mathbf{X}) dy \right] \\
&\quad - \left\{ \int_{\mathcal{S}_1(0)} \Omega(y, \mathbf{X}; \boldsymbol{\theta}) \widehat{\alpha}_1^{(-k)}(y, \mathbf{X}) \widehat{f}_1^{(-k)}(y|0, \mathbf{X}) dy \right\} \left[ \int_{\mathcal{S}_1(0)} \widehat{\beta}_0^{(-k)}(\mathbf{X}) \{ \widehat{\alpha}_1^{(-k)}(y, \mathbf{X}) - \alpha_0^*(y, \mathbf{X}) \} f_1^*(y|0, \mathbf{X}) dy \right] \\
&\quad + \left\{ \int_{\mathcal{S}_1(0)} \widehat{\alpha}_1^{(-k)}(y, \mathbf{X}) \widehat{f}_1^{(-k)}(y|0, \mathbf{X}) dy \right\} \\
&\quad \times \left[ \int_{\mathcal{S}_1(0)} \Omega(y, \mathbf{X}; \boldsymbol{\theta}) \left\{ \alpha_0^*(y, \mathbf{X}) \beta_0^*(\mathbf{X}) - \widehat{\alpha}_1^{(-k)}(y, \mathbf{X}) \widehat{\beta}_0^{(-k)}(\mathbf{X}) \right\} \widehat{f}_1^{(-k)}(y|0, \mathbf{X}) \frac{f_0^*(y|0, \mathbf{X})}{\widehat{f}_0^{(-k)}(y|0, \mathbf{X})} dy \right] \\
&\quad - \left\{ \int_{\mathcal{S}_1(0)} \Omega(y, \mathbf{X}; \boldsymbol{\theta}) \widehat{\alpha}_1^{(-k)}(y, \mathbf{X}) \widehat{f}_1^{(-k)}(y|0, \mathbf{X}) dy \right\} \\
&\quad \times \left[ \int_{\mathcal{S}_1(0)} \left\{ \alpha_0^*(y, \mathbf{X}) \beta_0^*(\mathbf{X}) - \widehat{\alpha}_1^{(-k)}(y, \mathbf{X}) \widehat{\beta}_0^{(-k)}(\mathbf{X}) \right\} \widehat{f}_1^{(-k)}(y|0, \mathbf{X}) \frac{f_0^*(y|0, \mathbf{X})}{\widehat{f}_0^{(-k)}(y|0, \mathbf{X})} dy \right]
\end{aligned}$$

$$\begin{aligned}
&= \underbrace{\left\{ \int_{\mathcal{S}_1(0)} \widehat{\alpha}_1^{(-k)}(y, \mathbf{X}) \widehat{f}_1^{(-k)}(y | 0, \mathbf{X}) dy \right\}}_{F_1} \\
&\quad \times \underbrace{\left[ \int_{\mathcal{S}_1(0)} \Omega(y, \mathbf{X}; \boldsymbol{\theta}) \{ \alpha_0^*(y, \mathbf{X}) \beta_0^*(\mathbf{X}) - \widehat{\alpha}_1^{(-k)}(y, \mathbf{X}) \widehat{\beta}_0^{(-k)}(\mathbf{X}) \} \widehat{f}_1^{(-k)}(y | 0, \mathbf{X}) \frac{f_0^*(y | 0, \mathbf{X})}{\widehat{f}_0^{(-k)}(y | 0, \mathbf{X})} dy \right.} \\
&\quad \left. + \int_{\mathcal{S}_1(0)} \Omega(y, \mathbf{X}; \boldsymbol{\theta}) \widehat{\beta}_0^{(-k)}(\mathbf{X}) \{ \widehat{\alpha}_1^{(-k)}(y, \mathbf{X}) - \alpha_0^*(y, \mathbf{X}) \} f_1^*(y | 0, \mathbf{X}) dy \right]_{G_2+H_2}} \\
&- \underbrace{\left\{ \int_{\mathcal{S}_1(0)} \Omega(y, \mathbf{X}; \boldsymbol{\theta}) \widehat{\alpha}_1^{(-k)}(y, \mathbf{X}) \widehat{f}_1^{(-k)}(y | 0, \mathbf{X}) dy \right\}}_{F_2} \\
&\quad \times \underbrace{\left[ \int_{\mathcal{S}_1(0)} \{ \alpha_0^*(y, \mathbf{X}) \beta_0^*(\mathbf{X}) - \widehat{\alpha}_1^{(-k)}(y, \mathbf{X}) \widehat{\beta}_0^{(-k)}(\mathbf{X}) \} \widehat{f}_1^{(-k)}(y | 0, \mathbf{X}) \frac{f_0^*(y | 0, \mathbf{X})}{\widehat{f}_0^{(-k)}(y | 0, \mathbf{X})} dy \right.} \\
&\quad \left. + \int_{\mathcal{S}_1(0)} \widehat{\beta}_0^{(-k)}(\mathbf{X}) \{ \widehat{\alpha}_1^{(-k)}(y, \mathbf{X}) - \alpha_0^*(y, \mathbf{X}) \} f_1^*(y | 0, \mathbf{X}) dy \right]_{G_1+H_1}} \\
&= F_1 H_2 - F_2 H_1 + F_1 G_2 - F_2 G_1 . \tag{45}
\end{aligned}$$

In the last equality we defined the following quantities:

$$\begin{aligned}
F_1 &= \int_{\mathcal{S}_1(0)} \widehat{\alpha}_1^{(-k)}(y, \mathbf{X}) \widehat{f}_1^{(-k)}(y | 0, \mathbf{X}) dy \\
F_2 &= \int_{\mathcal{S}_1(0)} \Omega(y, \mathbf{X}; \boldsymbol{\theta}) \widehat{\alpha}_1^{(-k)}(y, \mathbf{X}) \widehat{f}_1^{(-k)}(y | 0, \mathbf{X}) dy \\
G_1 &= \int_{\mathcal{S}_1(0)} \{ \alpha_0^*(y, \mathbf{X}) \beta_0^*(\mathbf{X}) - \widehat{\alpha}_1^{(-k)}(y, \mathbf{X}) \widehat{\beta}_0^{(-k)}(\mathbf{X}) \} \widehat{f}_1^{(-k)}(y | 0, \mathbf{X}) \frac{f_0^*(y | 0, \mathbf{X})}{\widehat{f}_0^{(-k)}(y | 0, \mathbf{X})} dy \\
G_2 &= \int_{\mathcal{S}_1(0)} \Omega(y, \mathbf{X}; \boldsymbol{\theta}) \{ \alpha_0^*(y, \mathbf{X}) \beta_0^*(\mathbf{X}) - \widehat{\alpha}_1^{(-k)}(y, \mathbf{X}) \widehat{\beta}_0^{(-k)}(\mathbf{X}) \} \widehat{f}_1^{(-k)}(y | 0, \mathbf{X}) \frac{f_0^*(y | 0, \mathbf{X})}{\widehat{f}_0^{(-k)}(y | 0, \mathbf{X})} dy \\
H_1 &= \int_{\mathcal{S}_1(0)} \widehat{\beta}_0^{(-k)}(\mathbf{X}) \{ \widehat{\alpha}_1^{(-k)}(y, \mathbf{X}) - \alpha_0^*(y, \mathbf{X}) \} f_1^*(y | 0, \mathbf{X}) dy \\
H_2 &= \int_{\mathcal{S}_1(0)} \Omega(y, \mathbf{X}; \boldsymbol{\theta}) \widehat{\beta}_0^{(-k)}(\mathbf{X}) \{ \widehat{\alpha}_1^{(-k)}(y, \mathbf{X}) - \alpha_0^*(y, \mathbf{X}) \} f_1^*(y | 0, \mathbf{X}) dy
\end{aligned}$$

Additionally, for a function  $h$ , we denote  $\llbracket h \rrbracket = \int_{\mathcal{S}_1(0)} h(y, \mathbf{X}) \widehat{f}_1(y | 0, \mathbf{X}) dy$ ; note that, the ranges of integral are unified to  $\mathcal{S}_1(0)$ . Additionally, for  $y \in \mathcal{S}_1(0)$ , we obtain  $\alpha_0^*(y, \mathbf{X}) = \alpha_1^*(y, \mathbf{X})$ . We find  $F_1 H_2 - F_2 H_1$  is represented as

$$\begin{aligned}
&F_1 H_2 - F_2 H_1 \\
&= \widehat{\beta}_0^{(-k)}(\mathbf{X}) \llbracket \widehat{\alpha}_1^{(-k)} \rrbracket \left[ \int_{\mathcal{S}_1(0)} \Omega(y, \mathbf{X}; \boldsymbol{\theta}) \{ \widehat{\alpha}_1^{(-k)}(y, \mathbf{X}) - \alpha_1^*(y, \mathbf{X}) \} f_1^*(y | 0, \mathbf{X}) dy \right] \\
&\quad - \widehat{\beta}_0^{(-k)}(\mathbf{X}) \llbracket \Omega(\boldsymbol{\theta}) \widehat{\alpha}_1^{(-k)} \rrbracket \left[ \int_{\mathcal{S}_1(0)} \{ \widehat{\alpha}_1^{(-k)}(y, \mathbf{X}) - \alpha_1^*(y, \mathbf{X}) \} f_1^*(y | 0, \mathbf{X}) dy \right] \\
&= \widehat{\beta}_0^{(-k)}(\mathbf{X}) \llbracket \widehat{\alpha}_1^{(-k)} \rrbracket \left[ \int_{\mathcal{S}_1(0)} \Omega(y, \mathbf{X}; \boldsymbol{\theta}) \{ \widehat{\alpha}_1^{(-k)}(y, \mathbf{X}) - \alpha_1^*(y, \mathbf{X}) \} \{ f_1^*(y | 0, \mathbf{X}) - \widehat{f}_1^{(-k)}(y | 0, \mathbf{X}) \} dy \right]
\end{aligned}$$

$$\begin{aligned}
& + \widehat{\beta}_0^{(-k)}(\mathbf{X}) \llbracket \widehat{\alpha}_1^{(-k)} \rrbracket \left[ \int_{\mathcal{S}_1(0)} \Omega(y, \mathbf{X}; \boldsymbol{\theta}) \{ \widehat{\alpha}_1^{(-k)}(y, \mathbf{X}) - \alpha_1^*(y, \mathbf{X}) \} \widehat{f}_1^{(-k)}(y | 0, \mathbf{X}) dy \right] \\
& - \widehat{\beta}_0^{(-k)}(\mathbf{X}) \llbracket \Omega(\boldsymbol{\theta}) \widehat{\alpha}_1^{(-k)} \rrbracket \left[ \int_{\mathcal{S}_1(0)} \{ \widehat{\alpha}_1^{(-k)}(y, \mathbf{X}) - \alpha_1^*(y, \mathbf{X}) \} \{ f_1^*(y | 0, \mathbf{X}) - \widehat{f}_1^{(-k)}(y | 0, \mathbf{X}) \} dy \right] \\
& - \widehat{\beta}_0^{(-k)}(\mathbf{X}) \llbracket \Omega(\boldsymbol{\theta}) \widehat{\alpha}_1^{(-k)} \rrbracket \left[ \int_{\mathcal{S}_1(0)} \{ \widehat{\alpha}_1^{(-k)}(y, \mathbf{X}) - \alpha_1^*(y, \mathbf{X}) \} \widehat{f}_1^{(-k)}(y | 0, \mathbf{X}) dy \right] \\
& = \widehat{\beta}_0^{(-k)}(\mathbf{X}) \llbracket \widehat{\alpha}_1^{(-k)} \rrbracket \left[ \int_{\mathcal{S}_1(0)} \Omega(y, \mathbf{X}; \boldsymbol{\theta}) \left\{ \begin{array}{c} \widehat{\alpha}_1^{(-k)}(y, \mathbf{X}) \\ -\alpha_1^*(y, \mathbf{X}) \end{array} \right\} \left\{ \begin{array}{c} f_1^*(y | 0, \mathbf{X}) \\ -\widehat{f}_1^{(-k)}(y | 0, \mathbf{X}) \end{array} \right\} \frac{f_1^*(y | 0, \mathbf{X})}{f_1^*(y | 0, \mathbf{X})} dy \right] \quad (\text{T7-1}) \\
& - \widehat{\beta}_0^{(-k)}(\mathbf{X}) \llbracket \Omega(\boldsymbol{\theta}) \widehat{\alpha}_1^{(-k)} \rrbracket \left[ \int_{\mathcal{S}_1(0)} \left\{ \begin{array}{c} \widehat{\alpha}_1^{(-k)}(y, \mathbf{X}) \\ -\alpha_1^*(y, \mathbf{X}) \end{array} \right\} \left\{ \begin{array}{c} f_1^*(y | 0, \mathbf{X}) \\ -\widehat{f}_1^{(-k)}(y | 0, \mathbf{X}) \end{array} \right\} \frac{f_1^*(y | 0, \mathbf{X})}{f_1^*(y | 0, \mathbf{X})} dy \right] \quad (\text{T7-2}) \\
& - \widehat{\beta}_0^{(-k)}(\mathbf{X}) \llbracket \widehat{\alpha}_1^{(-k)} \rrbracket \llbracket \Omega(\boldsymbol{\theta}) \alpha_1^* \rrbracket + \widehat{\beta}_0^{(-k)}(\mathbf{X}) \llbracket \Omega(\boldsymbol{\theta}) \widehat{\alpha}_1^{(-k)} \rrbracket \llbracket \alpha_1^* \rrbracket. \quad (\text{T7-3})
\end{aligned}$$

Similarly,  $F_1 G_2 - F_2 G_1$  is

$$\begin{aligned}
& F_1 G_2 - F_2 G_1 \\
& = \llbracket \widehat{\alpha}_1^{(-k)} \rrbracket \left[ \int_{\mathcal{S}_0(0)} \Omega(y, \mathbf{X}; \boldsymbol{\theta}) \{ \alpha_1^*(y, \mathbf{X}) \beta_0^*(\mathbf{X}) - \widehat{\alpha}_1^{(-k)}(y, \mathbf{X}) \widehat{\beta}_0^{(-k)}(\mathbf{X}) \} \widehat{f}_1^{(-k)}(y | 0, \mathbf{X}) \frac{f_0^*(y | 0, \mathbf{X})}{\widehat{f}_0(y | 0, \mathbf{X})} dy \right] \\
& \quad - \llbracket \Omega(\boldsymbol{\theta}) \widehat{\alpha}_1^{(-k)} \rrbracket \left[ \int_{\mathcal{S}_0(0)} \{ \alpha_1^*(y, \mathbf{X}) \beta_0^*(\mathbf{X}) - \widehat{\alpha}_1^{(-k)}(y, \mathbf{X}) \widehat{\beta}_0^{(-k)}(\mathbf{X}) \} \widehat{f}_1^{(-k)}(y | 0, \mathbf{X}) \frac{f_0^*(y | 0, \mathbf{X})}{\widehat{f}_0(y | 0, \mathbf{X})} dy \right] \\
& = \llbracket \widehat{\alpha}_1^{(-k)} \rrbracket \left[ \int_{\mathcal{S}_0(0)} \Omega(y, \mathbf{X}; \boldsymbol{\theta}) \left\{ \begin{array}{c} \alpha_1^*(y, \mathbf{X}) \beta_0^*(\mathbf{X}) \\ -\widehat{\alpha}_1^{(-k)}(y, \mathbf{X}) \widehat{\beta}_0^{(-k)}(\mathbf{X}) \end{array} \right\} \widehat{f}_1^{(-k)}(y | 0, \mathbf{X}) \frac{f_0^*(y | 0, \mathbf{X})}{\widehat{f}_0(y | 0, \mathbf{X})} \right. \\
& \quad \left. - \Omega(y, \mathbf{X}; \boldsymbol{\theta}) \alpha_1^*(y, \mathbf{X}) \widehat{\beta}_0^{(-k)}(\mathbf{X}) \widehat{f}_1^{(-k)}(y | 0, \mathbf{X}) dy \right] \quad (\text{T7-4}) \\
& \quad - \llbracket \Omega(\boldsymbol{\theta}) \widehat{\alpha}_1^{(-k)} \rrbracket \left[ \int_{\mathcal{S}_0(0)} \left\{ \begin{array}{c} \alpha_1^*(y, \mathbf{X}) \beta_0^*(\mathbf{X}) \\ -\widehat{\alpha}_1^{(-k)}(y, \mathbf{X}) \widehat{\beta}_0^{(-k)}(\mathbf{X}) \end{array} \right\} \widehat{f}_1^{(-k)}(y | 0, \mathbf{X}) \frac{f_0^*(y | 0, \mathbf{X})}{\widehat{f}_0(y | 0, \mathbf{X})} \right. \\
& \quad \left. - \alpha_1^*(y, \mathbf{X}) \widehat{\beta}_0^{(-k)}(\mathbf{X}) \widehat{f}_1^{(-k)}(y | 0, \mathbf{X}) dy \right] \quad (\text{T7-5}) \\
& \quad + \widehat{\beta}_0^{(-k)}(\mathbf{X}) \llbracket \widehat{\alpha}_1^{(-k)} \rrbracket \llbracket \Omega(\boldsymbol{\theta}) \alpha_1^* \rrbracket - \widehat{\beta}_0^{(-k)}(\mathbf{X}) \llbracket \Omega(\boldsymbol{\theta}) \widehat{\alpha}_1^{(-k)} \rrbracket \llbracket \alpha_1^* \rrbracket \quad (\text{T7-6})
\end{aligned}$$

Note that (T7-3) and (T7-6) cancel out, i.e.,  $\|(\text{T7-3}) + (\text{T7-6})\| = 0$ . Therefore, we focus on (T7-1)+(T7-2) and (T7-4)+(T7-5). The absolute value of (T7-1)+(T7-2) is upper bounded as follows

$$\begin{aligned}
& \|(\text{T7-1}) + (\text{T7-2})\| \\
& \leq \mathbb{E}_{\mathcal{S}_1(0)}^{(-k)} \left[ \underbrace{\left\| \widehat{\beta}_0^{(-k)}(\mathbf{X}) \llbracket \widehat{\alpha}_1^{(-k)} \rrbracket \right\|}_{\leq C \text{ over } Y_1 \in \mathcal{S}_1(0)} \cdot \left\| \frac{\Omega(Y_1, \mathbf{X}; \boldsymbol{\theta})}{f_1^*(Y_1 | 0, \mathbf{X})} \right\| \cdot \left\| \begin{array}{c} \widehat{\alpha}_1^{(-k)}(Y_1, \mathbf{X}) \\ -\alpha_1^*(Y_1, \mathbf{X}) \end{array} \right\| \left\| \begin{array}{c} f_1^*(Y_1 | 0, \mathbf{X}) \\ -\widehat{f}_1^{(-k)}(Y_1 | 0, \mathbf{X}) \end{array} \right\| \left\| A = 0, \mathbf{X} \right\| \right]
\end{aligned}$$

$$\begin{aligned}
& + \mathbb{E}_{\mathcal{S}_1(0)}^{(-k)} \left[ \underbrace{\left\| \widehat{\beta}_0^{(-k)}(\mathbf{X}) \llbracket \Omega(\boldsymbol{\theta}) \widehat{\alpha}_1^{(-k)} \rrbracket \right\| \cdot \left\| \frac{1}{f_1^*(Y_1 | 0, \mathbf{X})} \right\| \cdot \left\| \begin{array}{c} \widehat{\alpha}_1^{(-k)}(Y_1, \mathbf{X}) \\ -\alpha_1^*(Y_1, \mathbf{X}) \end{array} \right\| \left\| \begin{array}{c} f_1^*(Y_1 | 0, \mathbf{X}) \\ -\widehat{f}_1^{(-k)}(Y_1 | 0, \mathbf{X}) \end{array} \right\|}_{\leq C \text{ over } Y_1 \in \mathcal{S}_1(0)} \left\| A = 0, \mathbf{X} \right\| \\
& \lesssim \mathbb{E}_{\mathcal{S}_1(0)}^{(-k)} \left[ \left\| \widehat{\alpha}_1^{(-k)}(Y_1, \mathbf{X}) - \alpha_1^*(Y_1, \mathbf{X}) \right\| \left\| f_1^*(Y_1 | 0, \mathbf{X}) - \widehat{f}_1^{(-k)}(Y_1 | 0, \mathbf{X}) \right\| \left\| A = 0, \mathbf{X} \right\| \right]. \quad (46)
\end{aligned}$$

To obtain the absolute value of (T7-4)+(T7-5), we first obtain an alternative representation of it. Let  $\widehat{\mathcal{R}}^{(-k)} = f_0^*(y | 0, \mathbf{X}) / \widehat{f}_0^{(-k)}(y | 0, \mathbf{X}) - 1$  for  $y \in \mathcal{S}_0(0)$ . After some algebra, we find (T7-4)+(T7-5) is represented as the summation of the cross-products:

(T7-4) + (T7-5)

$$\begin{aligned}
& = \llbracket \widehat{\alpha}_1^{(-k)} \rrbracket \cdot \llbracket \Omega(\boldsymbol{\theta}) \alpha_1^* \beta_0^* \widehat{\mathcal{R}}^{(-k)} + \Omega(\boldsymbol{\theta}) \alpha_1^* \beta_0^* - \Omega(\boldsymbol{\theta}) \widehat{\alpha}_1^{(-k)} \widehat{\beta}_0^{(-k)} \widehat{\mathcal{R}}^{(-k)} - \Omega(\boldsymbol{\theta}) \widehat{\alpha}_1^{(-k)} \widehat{\beta}_0^{(-k)} - \Omega(\boldsymbol{\theta}) \alpha_1^* \widehat{\beta}_0^{(-k)} \rrbracket \\
& \quad - \llbracket \Omega(\boldsymbol{\theta}) \widehat{\alpha}_1^{(-k)} \rrbracket \cdot \llbracket \alpha_1^* \beta_0^* \widehat{\mathcal{R}}^{(-k)} + \alpha_1^* \beta_0^* - \widehat{\alpha}_1^{(-k)} \widehat{\beta}_0^{(-k)} \widehat{\mathcal{R}}^{(-k)} - \widehat{\alpha}_1^{(-k)} \widehat{\beta}_0^{(-k)} - \alpha_1^* \widehat{\beta}_0^{(-k)} \rrbracket \\
& = \beta_0^*(\mathbf{X}) \llbracket \widehat{\alpha}_1^{(-k)} \rrbracket \cdot \llbracket \Omega(\boldsymbol{\theta}) \alpha_1^* \widehat{\mathcal{R}}^{(-k)} \rrbracket + \beta_0^*(\mathbf{X}) \llbracket \widehat{\alpha}_1^{(-k)} \rrbracket \cdot \llbracket \Omega(\boldsymbol{\theta}) \alpha_1^* \rrbracket - \widehat{\beta}_0^{(-k)}(\mathbf{X}) \llbracket \widehat{\alpha}_1^{(-k)} \rrbracket \cdot \llbracket \Omega(\boldsymbol{\theta}) \widehat{\alpha}_1^{(-k)} \widehat{\mathcal{R}}^{(-k)} \rrbracket \\
& \quad - \widehat{\beta}_0^{(-k)}(\mathbf{X}) \llbracket \widehat{\alpha}_1^{(-k)} \rrbracket \cdot \llbracket \Omega(\boldsymbol{\theta}) \widehat{\alpha}_1^{(-k)} \rrbracket - \widehat{\beta}_0^{(-k)}(\mathbf{X}) \llbracket \widehat{\alpha}_1^{(-k)} \rrbracket \cdot \llbracket \Omega(\boldsymbol{\theta}) \alpha_1^* \rrbracket \\
& \quad - \beta_0^*(\mathbf{X}) \llbracket \Omega(\boldsymbol{\theta}) \widehat{\alpha}_1^{(-k)} \rrbracket \cdot \llbracket \alpha_1^* \widehat{\mathcal{R}}^{(-k)} \rrbracket - \beta_0^*(\mathbf{X}) \llbracket \Omega(\boldsymbol{\theta}) \widehat{\alpha}_1^{(-k)} \rrbracket \cdot \llbracket \alpha_1^* \rrbracket + \widehat{\beta}_0^{(-k)}(\mathbf{X}) \llbracket \Omega(\boldsymbol{\theta}) \widehat{\alpha}_1^{(-k)} \rrbracket \cdot \llbracket \widehat{\alpha}_1^{(-k)} \widehat{\mathcal{R}}^{(-k)} \rrbracket \\
& \quad + \widehat{\beta}_0^{(-k)}(\mathbf{X}) \llbracket \Omega(\boldsymbol{\theta}) \widehat{\alpha}_1^{(-k)} \rrbracket \cdot \llbracket \widehat{\alpha}_1^{(-k)} \rrbracket + \widehat{\beta}_0^{(-k)}(\mathbf{X}) \llbracket \Omega(\boldsymbol{\theta}) \widehat{\alpha}_1^{(-k)} \rrbracket \cdot \llbracket \alpha_1^* \rrbracket \\
& = \llbracket \widehat{\alpha}_1^{(-k)} \rrbracket \cdot \left\{ \begin{array}{l} \beta_0^*(\mathbf{X}) \llbracket \Omega(\boldsymbol{\theta}) \alpha_1^* \widehat{\mathcal{R}}^{(-k)} \rrbracket - \beta_0^*(\mathbf{X}) \llbracket \Omega(\boldsymbol{\theta}) \widehat{\alpha}_1^{(-k)} \widehat{\mathcal{R}}^{(-k)} \rrbracket \\ + \beta_0^*(\mathbf{X}) \llbracket \Omega(\boldsymbol{\theta}) \widehat{\alpha}_1^{(-k)} \widehat{\mathcal{R}}^{(-k)} \rrbracket - \widehat{\beta}_0^{(-k)}(\mathbf{X}) \llbracket \Omega(\boldsymbol{\theta}) \widehat{\alpha}_1^{(-k)} \widehat{\mathcal{R}}^{(-k)} \rrbracket \end{array} \right\} \\
& \quad - \llbracket \Omega(\boldsymbol{\theta}) \widehat{\alpha}_1^{(-k)} \rrbracket \cdot \left\{ \begin{array}{l} \beta_0^*(\mathbf{X}) \llbracket \alpha_1^* \widehat{\mathcal{R}}^{(-k)} \rrbracket - \beta_0^*(\mathbf{X}) \llbracket \widehat{\alpha}_1^{(-k)} \widehat{\mathcal{R}}^{(-k)} \rrbracket \\ + \beta_0^*(\mathbf{X}) \llbracket \widehat{\alpha}_1^{(-k)} \widehat{\mathcal{R}}^{(-k)} \rrbracket - \widehat{\beta}_0^{(-k)}(\mathbf{X}) \llbracket \widehat{\alpha}_1^{(-k)} \widehat{\mathcal{R}}^{(-k)} \rrbracket \end{array} \right\} \\
& \quad + \frac{1}{2} \{ \beta_0^*(\mathbf{X}) - \widehat{\beta}_0^{(-k)}(\mathbf{X}) \} \left\{ \llbracket \widehat{\alpha}_1^{(-k)} - \alpha_1^* \rrbracket \cdot \llbracket \Omega(\boldsymbol{\theta}) \alpha_1^* + \Omega(\boldsymbol{\theta}) \widehat{\alpha}_1^{(-k)} \rrbracket + \llbracket \widehat{\alpha}_1^{(-k)} + \alpha_1^* \rrbracket \cdot \llbracket \Omega(\boldsymbol{\theta}) \alpha_1^* - \Omega(\boldsymbol{\theta}) \widehat{\alpha}_1^{(-k)} \rrbracket \right\} \\
& = \beta_0^*(\mathbf{X}) \llbracket \widehat{\alpha}_1^{(-k)} \rrbracket \int_{\mathcal{S}_1(0)} \Omega(y, \mathbf{X}; \boldsymbol{\theta}) \left\{ \begin{array}{c} \widehat{\alpha}_1^{(-k)}(y, \mathbf{X}) \\ -\alpha_1^*(y, \mathbf{X}) \end{array} \right\} \left\{ \begin{array}{c} f_0^*(y | 0, \mathbf{X}) \\ -\widehat{f}_0^{(-k)}(y | 0, \mathbf{X}) \end{array} \right\} \frac{\widehat{f}_1^{(-k)}(y | 0, \mathbf{X}) f_1^*(y | 0, \mathbf{X})}{f_1^*(y | 0, \mathbf{X}) \widehat{f}_0^{(-k)}(y | 0, \mathbf{X})} dy \\
& \quad + \llbracket \widehat{\alpha}_1^{(-k)} \rrbracket \int_{\mathcal{S}_1(0)} \Omega(y, \mathbf{X}; \boldsymbol{\theta}) \widehat{\alpha}_1^{(-k)}(y, \mathbf{X}) \left\{ \begin{array}{c} \beta_0^*(\mathbf{X}) \\ -\widehat{\beta}_0^{(-k)}(\mathbf{X}) \end{array} \right\} \left\{ \begin{array}{c} f_0^*(y | 0, \mathbf{X}) \\ -\widehat{f}_0^{(-k)}(y | 0, \mathbf{X}) \end{array} \right\} \frac{\widehat{f}_1^{(-k)}(y | 0, \mathbf{X}) f_1^*(y | 0, \mathbf{X})}{f_1^*(y | 0, \mathbf{X}) \widehat{f}_0^{(-k)}(y | 0, \mathbf{X})} dy \\
& \quad - \beta_0^*(\mathbf{X}) \llbracket \Omega(\boldsymbol{\theta}) \widehat{\alpha}_1^{(-k)} \rrbracket \int_{\mathcal{S}_1(0)} \left\{ \begin{array}{c} \widehat{\alpha}_1^{(-k)}(y, \mathbf{X}) \\ -\alpha_1^*(y, \mathbf{X}) \end{array} \right\} \left\{ \begin{array}{c} f_0^*(y | 0, \mathbf{X}) \\ -\widehat{f}_0^{(-k)}(y | 0, \mathbf{X}) \end{array} \right\} \frac{\widehat{f}_1^{(-k)}(y | 0, \mathbf{X}) f_1^*(y | 0, \mathbf{X})}{f_1^*(y | 0, \mathbf{X}) \widehat{f}_0^{(-k)}(y | 0, \mathbf{X})} dy \\
& \quad - \llbracket \Omega(\boldsymbol{\theta}) \widehat{\alpha}_1^{(-k)} \rrbracket \int_{\mathcal{S}_1(0)} \widehat{\alpha}_1^{(-k)}(y, \mathbf{X}) \left\{ \begin{array}{c} \beta_0^*(\mathbf{X}) \\ -\widehat{\beta}_0^{(-k)}(\mathbf{X}) \end{array} \right\} \left\{ \begin{array}{c} f_0^*(y | 0, \mathbf{X}) \\ -\widehat{f}_0^{(-k)}(y | 0, \mathbf{X}) \end{array} \right\} \frac{\widehat{f}_1^{(-k)}(y | 0, \mathbf{X}) f_1^*(y | 0, \mathbf{X})}{f_1^*(y | 0, \mathbf{X}) \widehat{f}_0^{(-k)}(y | 0, \mathbf{X})} dy \\
& \quad + 0.5 \llbracket \Omega(\boldsymbol{\theta}) \alpha_1^* + \Omega(\boldsymbol{\theta}) \widehat{\alpha}_1^{(-k)} \rrbracket \int_{\mathcal{S}_1(0)} \left\{ \begin{array}{c} \beta_0^*(\mathbf{X}) \\ -\widehat{\beta}_0^{(-k)}(\mathbf{X}) \end{array} \right\} \left\{ \begin{array}{c} \widehat{\alpha}_1^{(-k)}(y, \mathbf{X}) \\ -\alpha_1^*(y, \mathbf{X}) \end{array} \right\} \frac{\widehat{f}_1^{(-k)}(y | 0, \mathbf{X}) f_1^*(y | 0, \mathbf{X})}{f_1^*(y | 0, \mathbf{X})} dy \\
& \quad + 0.5 \llbracket \alpha_1^* + \widehat{\alpha}_1^{(-k)} \rrbracket \int_{\mathcal{S}_1(0)} \Omega(y, \mathbf{X}; \boldsymbol{\theta}) \left\{ \begin{array}{c} \beta_0^*(\mathbf{X}) \\ -\widehat{\beta}_0^{(-k)}(\mathbf{X}) \end{array} \right\} \left\{ \begin{array}{c} \widehat{\alpha}_1^{(-k)}(y, \mathbf{X}) \\ -\alpha_1^*(y, \mathbf{X}) \end{array} \right\} \frac{\widehat{f}_1^{(-k)}(y | 0, \mathbf{X}) f_1^*(y | 0, \mathbf{X})}{f_1^*(y | 0, \mathbf{X})} dy.
\end{aligned}$$

Therefore, the absolute value of (T7-4)+(T7-5) is upper bounded as follows:

$$\begin{aligned}
& \|(\text{T7-4}) + (\text{T7-5})\| \\
& \leq \mathbb{E}_{\mathcal{S}_1(0)}^{(-k)} \left[ \left\| \frac{\beta_0^*(\mathbf{X}) \llbracket \hat{\alpha}_1^{(-k)} \rrbracket \Omega(Y_1, \mathbf{X}; \boldsymbol{\theta}) \hat{f}_1^{(-k)}(Y_1 | 0, \mathbf{X})}{f_1^*(Y_1 | 0, \mathbf{X}) \hat{f}_0^{(-k)}(Y_1 | 0, \mathbf{X})} \right\| \cdot \left\| \frac{\hat{\alpha}_1^{(-k)}(Y_1, \mathbf{X})}{-\alpha_1^*(Y_1, \mathbf{X})} \right\| \cdot \left\| \frac{f_0^*(Y_1 | 0, \mathbf{X})}{-\hat{f}_0^{(-k)}(Y_1 | 0, \mathbf{X})} \right\| \middle| A = 0, \mathbf{X} \right] \\
& + \mathbb{E}_{\mathcal{S}_1(0)}^{(-k)} \left[ \left\| \frac{\llbracket \hat{\alpha}_1^{(-k)} \rrbracket \Omega(Y_1, \mathbf{X}; \boldsymbol{\theta}) \hat{\alpha}_1^{(-k)}(Y_1, \mathbf{X}) \hat{f}_1^{(-k)}(Y_1 | 0, \mathbf{X})}{f_1^*(Y_1 | 0, \mathbf{X}) \hat{f}_0^{(-k)}(Y_1 | 0, \mathbf{X})} \right\| \cdot \left\| \frac{\hat{\beta}_0^{(-k)}(\mathbf{X})}{-\beta_0^*(\mathbf{X})} \right\| \cdot \left\| \frac{f_0^*(Y_1 | 0, \mathbf{X})}{-\hat{f}_0^{(-k)}(Y_1 | 0, \mathbf{X})} \right\| \middle| A = 0, \mathbf{X} \right] \\
& + \mathbb{E}_{\mathcal{S}_1(0)}^{(-k)} \left[ \left\| \frac{\beta_0^*(\mathbf{X}) \llbracket \Omega(\boldsymbol{\theta}) \hat{\alpha}_1^{(-k)} \rrbracket \hat{f}_1^{(-k)}(Y_1 | 0, \mathbf{X})}{f_1^*(Y_1 | 0, \mathbf{X}) \hat{f}_0^{(-k)}(Y_1 | 0, \mathbf{X})} \right\| \cdot \left\| \frac{\hat{\alpha}_1^{(-k)}(Y_1, \mathbf{X})}{-\alpha_1^*(Y_1, \mathbf{X})} \right\| \cdot \left\| \frac{f_0^*(Y_1 | 0, \mathbf{X})}{-\hat{f}_0^{(-k)}(Y_1 | 0, \mathbf{X})} \right\| \middle| A = 0, \mathbf{X} \right] \\
& + \mathbb{E}_{\mathcal{S}_1(0)}^{(-k)} \left[ \left\| \frac{\llbracket \Omega(\boldsymbol{\theta}) \hat{\alpha}_1^{(-k)} \rrbracket \hat{\alpha}_1^{(-k)}(Y_1, \mathbf{X}) \hat{f}_1^{(-k)}(Y_1 | 0, \mathbf{X})}{f_1^*(Y_1 | 0, \mathbf{X}) \hat{f}_0^{(-k)}(Y_1 | 0, \mathbf{X})} \right\| \cdot \left\| \frac{\hat{\beta}_0^{(-k)}(\mathbf{X})}{-\beta_0^*(\mathbf{X})} \right\| \cdot \left\| \frac{f_0^*(Y_1 | 0, \mathbf{X})}{-\hat{f}_0^{(-k)}(Y_1 | 0, \mathbf{X})} \right\| \middle| A = 0, \mathbf{X} \right] \\
& + 0.5 \mathbb{E}_{\mathcal{S}_1(0)}^{(-k)} \left[ \left\| \frac{\llbracket \Omega(\boldsymbol{\theta}) (\alpha_1^* + \hat{\alpha}_1^{(-k)}) \rrbracket \hat{f}_1^{(-k)}(Y_1 | 0, \mathbf{X})}{f_1^*(Y_1 | 0, \mathbf{X})} \right\| \cdot \left\| \frac{\hat{\beta}_0^{(-k)}(\mathbf{X})}{-\beta_0^*(\mathbf{X})} \right\| \cdot \left\| \frac{\hat{\alpha}_1^{(-k)}(Y_1, \mathbf{X})}{-\alpha_1^*(Y_1, \mathbf{X})} \right\| \middle| A = 0, \mathbf{X} \right] \\
& + 0.5 \mathbb{E}_{\mathcal{S}_1(0)}^{(-k)} \left[ \left\| \frac{\llbracket (\alpha_1^* + \hat{\alpha}_1^{(-k)}) \rrbracket \Omega(Y_1, \mathbf{X}; \boldsymbol{\theta}) \hat{f}_1^{(-k)}(Y_1 | 0, \mathbf{X})}{f_1^*(Y_1 | 0, \mathbf{X})} \right\| \cdot \left\| \frac{\hat{\beta}_0^{(-k)}(\mathbf{X})}{-\beta_0^*(\mathbf{X})} \right\| \cdot \left\| \frac{\hat{\alpha}_1^{(-k)}(Y_1, \mathbf{X})}{-\alpha_1^*(Y_1, \mathbf{X})} \right\| \middle| A = 0, \mathbf{X} \right]
\end{aligned}$$

Note that the first term in each expectation is bounded over  $Y_1 \in \mathcal{S}_1(0)$  under the assumptions.

Therefore,

$$\begin{aligned}
& \|(\text{T7-4}) + (\text{T7-5})\| \\
& \lesssim \mathbb{E}_{\mathcal{S}_1(0)}^{(-k)} \left[ \left\| \hat{\alpha}_1^{(-k)}(Y_1, \mathbf{X}) - \alpha_1^*(Y_1, \mathbf{X}) \right\| \left\| f_0^*(Y_1 | 0, \mathbf{X}) - \hat{f}_0^{(-k)}(Y_1 | 0, \mathbf{X}) \right\| \middle| A = 0, \mathbf{X} \right] \\
& + \mathbb{E}_{\mathcal{S}_1(0)}^{(-k)} \left[ \left\| \hat{\alpha}_1^{(-k)}(Y_1, \mathbf{X}) - \alpha_1^*(Y_1, \mathbf{X}) \right\| \left\| \beta_0^*(\mathbf{X}) - \hat{\beta}_0^{(-k)}(\mathbf{X}) \right\| \middle| A = 0, \mathbf{X} \right] \\
& + \mathbb{E}_{\mathcal{S}_1(0)}^{(-k)} \left[ \left\| \beta_0^*(\mathbf{X}) - \hat{\beta}_0^{(-k)}(\mathbf{X}) \right\| \left\| f_0^*(Y_1 | 0, \mathbf{X}) - \hat{f}_0^{(-k)}(Y_1 | 0, \mathbf{X}) \right\| \middle| A = 0, \mathbf{X} \right]. \quad (47)
\end{aligned}$$

Therefore, from (45), we get  $\mathbb{E}^{(-k)}\{(\text{T6-1}) + (\text{T6-2}) + (\text{T6-3}) \mid A = 0, \mathbf{X}\}$  is upper bounded as

$$\begin{aligned}
& \left\| \mathbb{E}^{(-k)}\{(\text{T6-1}) + (\text{T6-2}) + (\text{T6-3}) \mid A = 0, \mathbf{X}\} \right\| \\
& \leq \left\| \frac{\Pr(A = 0 \mid \mathbf{X})}{\int_{\mathcal{S}_1(0)} \hat{\alpha}_1^{(-k)}(y, \mathbf{X}) \hat{f}_1^{(-k)}(y | 0, \mathbf{X}) dy} \frac{\hat{\beta}_1^{(-k)}(\mathbf{X})}{\hat{\beta}_0^{(-k)}(\mathbf{X})} \right\| \left\| F_1 H_2 - F_2 H_1 + F_1 G_2 - F_2 G_1 \right\| \\
& \lesssim \|(\text{T7-1}) + (\text{T7-2})\| + \|(\text{T7-4}) + (\text{T7-5})\| + \|(\text{T7-3}) + (\text{T7-6})\| \\
& = \|(\text{T7-1}) + (\text{T7-2})\| + \|(\text{T7-4}) + (\text{T7-5})\|.
\end{aligned}$$

Note that (T7-3) and (T7-6) cancel out, i.e.,  $\|(\text{T7-3}) + (\text{T7-6})\| = 0$ . As a result,  $\mathbb{E}^{(-k)}\{(\text{T6-1}) + (\text{T6-2}) + (\text{T6-3}) \mid A = 0\}$  is upper bounded as follows:

$$\begin{aligned}
& \left\| \mathbb{E}^{(-k)}\{(\text{T6-1}) + (\text{T6-2}) + (\text{T6-3}) \mid A = 0\} \right\| \\
& \lesssim \mathbb{E}^{(-k)}[\|(\text{T7-1}) + (\text{T7-2})\| \mid A = 0] + \mathbb{E}^{(-k)}[\|(\text{T7-4}) + (\text{T7-5})\| \mid A = 0]
\end{aligned}$$



$$\begin{aligned}
& \lesssim \mathbb{E}^{(-k)} [\|\hat{\alpha}_1^{(-k)}(Y_1, \mathbf{X}) - \alpha_1^*(Y_1, \mathbf{X})\| \|f_1^*(Y_1 | 0, \mathbf{X}) - \hat{f}_1^{(-k)}(Y_1 | 0, \mathbf{X})\| | A = 0] \\
& + \mathbb{E}^{(-k)} [\|\hat{\alpha}_1^{(-k)}(Y_1, \mathbf{X}) - \alpha_1^*(Y_1, \mathbf{X})\| \|f_0^*(Y_1 | 0, \mathbf{X}) - \hat{f}_0^{(-k)}(Y_1 | 0, \mathbf{X})\| | A = 0] \\
& + \mathbb{E}^{(-k)} [\|\hat{\alpha}_1^{(-k)}(Y_1, \mathbf{X}) - \alpha_1^*(Y_1, \mathbf{X})\| \|\beta_0^*(\mathbf{X}) - \hat{\beta}_0^{(-k)}(\mathbf{X})\| | A = 0] \\
& + \mathbb{E}^{(-k)} [\|\beta_0^*(\mathbf{X}) - \hat{\beta}_0^{(-k)}(\mathbf{X})\| \|f_0^*(Y_1 | 0, \mathbf{X}) - \hat{f}_0^{(-k)}(Y_1 | 0, \mathbf{X})\| | A = 0] \\
& \leq \|\hat{\alpha}_1^{(-k)}(Y_1, \mathbf{X}) - \alpha_1^*(Y_1, \mathbf{X})\|_{P,2} \|f_1^*(Y_1 | 0, \mathbf{X}) - \hat{f}_1^{(-k)}(Y_1 | 0, \mathbf{X})\|_{P,2} \\
& + \|\hat{\alpha}_1^{(-k)}(Y_1, \mathbf{X}) - \alpha_1^*(Y_1, \mathbf{X})\|_{P,2} \|f_0^*(Y_1 | 0, \mathbf{X}) - \hat{f}_0^{(-k)}(Y_1 | 0, \mathbf{X})\|_{P,2} \\
& + \|\hat{\alpha}_1^{(-k)}(Y_1, \mathbf{X}) - \alpha_1^*(Y_1, \mathbf{X})\|_{P,2} \|\beta_0^*(\mathbf{X}) - \hat{\beta}_0^{(-k)}(\mathbf{X})\|_{P,2} \\
& + \|\beta_0^*(\mathbf{X}) - \hat{\beta}_0^{(-k)}(\mathbf{X})\|_{P,2} \|f_0^*(Y_1 | 0, \mathbf{X}) - \hat{f}_0^{(-k)}(Y_1 | 0, \mathbf{X})\|_{P,2} . \tag{48}
\end{aligned}$$

The second inequality holds from (46) and (47). The last line holds from the Hölder's inequality.

Therefore, we get the following result by combining (44) and (48) and using  $|\mathcal{I}_k| = N/K$ :

$$\begin{aligned}
(42) & = |\mathcal{I}_k|^{1/2} \Pr(A = 1) \mathbb{E} \{ (\text{T5}) + (\text{T6-1}) + (\text{T6-2}) + (\text{T6-3}) | A = 0 \} \\
& \lesssim N^{1/2} \left[ \begin{aligned} & \|\hat{\beta}_1^{(-k)} - \beta_1^*\|_{P,2} \|\hat{\alpha}_1^{(-k)} - \alpha_1^*\|_{P,2} + \|\hat{\beta}_1^{(-k)} - \beta_1^*\|_{P,2} \|\hat{f}_1^{(-k)} - f_1^*\|_{P,2} \\ & + \|\hat{\alpha}_1^{(-k)} - \alpha_1^*\|_{P,2} \|\hat{f}_1^{(-k)} - f_1^*\|_{P,2} + \|\hat{\beta}_0^{(-k)} - \beta_0^*\|_{P,2} \|\hat{\alpha}_1^{(-k)} - \alpha_1^*\|_{P,2} \\ & + \|\hat{\beta}_0^{(-k)} - \beta_0^*\|_{P,2} \|\hat{f}_0^{(-k)} - f_0^*\|_{P,2} + \|\hat{\alpha}_1^{(-k)} - \alpha_1^*\|_{P,2} \|\hat{f}_0^{(-k)} - f_0^*\|_{P,2} \end{aligned} \right] .
\end{aligned}$$

Therefore, under the rate conditions on the nuisance function estimates, we establish (42) is  $o_P(1)$ .

### Asymptotic Property of (43)

The expectation of (43) conditioning on  $\mathcal{I}_k^{(-k)}$  is 0. The variance of (43) is

$$\text{Var}^{(-k)} \{ (43) \} \leq \text{Var}^{(-k)} \{ \hat{\Omega}_{\text{Eff}}^{(-k)}(\mathbf{O}; \boldsymbol{\theta}) - \Omega_{\text{Eff}}^*(\mathbf{O}; \boldsymbol{\theta}) \} \leq \mathbb{E}^{(-k)} [\|\hat{\Omega}_{\text{Eff}}^{(-k)}(\mathbf{O}; \boldsymbol{\theta}) - \Omega_{\text{Eff}}^*(\mathbf{O}; \boldsymbol{\theta})\|_2^2] .$$

Therefore, it suffices to find the rate of  $\mathbb{E}^{(-k)} [\|\hat{\Omega}_{\text{Eff}}^{(-k)}(\mathbf{O}; \boldsymbol{\theta}) - \Omega_{\text{Eff}}^*(\mathbf{O}; \boldsymbol{\theta})\|_2^2]$ . Each element  $\hat{\Omega}_{\text{Eff}}^{(-k)}(\mathbf{O}; \boldsymbol{\theta}) - \Omega_{\text{Eff}}^*(\mathbf{O}; \boldsymbol{\theta})$  has the following form:

$$\begin{aligned}
& (1 - A) \hat{\beta}_1^{(-k)}(\mathbf{X}) \hat{\alpha}_1^{(-k)}(Y_1, \mathbf{X}) \{ \Omega(Y_1, \mathbf{X}; \boldsymbol{\theta}) - \hat{\mu}_{\Omega}^{(-k)}(\mathbf{X}; \boldsymbol{\theta}) \} + A \hat{\mu}_{\Omega}^{(-k)}(\mathbf{X}; \boldsymbol{\theta}) \\
& - (1 - A) \beta_1^*(\mathbf{X}) \alpha_1^*(Y_1, \mathbf{X}) \{ \Omega(Y_1, \mathbf{X}; \boldsymbol{\theta}) - \mu_{\Omega}^*(\mathbf{X}; \boldsymbol{\theta}) \} - A \mu_{\Omega}^*(\mathbf{X}; \boldsymbol{\theta}) \\
& + (2A - 1) \hat{R}^{(-k)}(Y_0, A, \mathbf{X}) \{ \Omega(Y_0, \mathbf{X}; \boldsymbol{\theta}) - \hat{\mu}_{\Omega}^{(-k)}(\mathbf{X}; \boldsymbol{\theta}) \} \\
& - (2A - 1) R^*(Y_0, A, \mathbf{X}) \{ \Omega(Y_0, \mathbf{X}; \boldsymbol{\theta}) - \mu_{\Omega}^*(\mathbf{X}; \boldsymbol{\theta}) \} \\
& = (1 - A) \Omega(Y_1, \mathbf{X}; \boldsymbol{\theta}) \{ \hat{\beta}_1^{(-k)}(\mathbf{X}) \hat{\alpha}_1^{(-k)}(Y_1, \mathbf{X}) - \beta_1^*(\mathbf{X}) \alpha_1^*(Y_1, \mathbf{X}) \} \tag{S1} \\
& - (1 - A) \{ \hat{\beta}_1^{(-k)}(\mathbf{X}) \hat{\alpha}_1^{(-k)}(Y_1, \mathbf{X}) \hat{\mu}_{\Omega}^{(-k)}(\mathbf{X}; \boldsymbol{\theta}) - \beta_1^*(\mathbf{X}) \alpha_1^*(Y_1, \mathbf{X}) \mu_{\Omega}^*(\mathbf{X}; \boldsymbol{\theta}) \} \tag{S2} \\
& + A \{ \hat{\mu}_{\Omega}^{(-k)}(\mathbf{X}; \boldsymbol{\theta}) - \mu_{\Omega}^*(\mathbf{X}; \boldsymbol{\theta}) \} \tag{S3} \\
& + A \{ \hat{R}^{(-k)}(Y_0, A, \mathbf{X}) - R^*(Y_0, A, \mathbf{X}) \} [ \Omega(Y_0, \mathbf{X}; \boldsymbol{\theta}) - 0.5 \{ \mu_{\Omega}^*(\mathbf{X}; \boldsymbol{\theta}) + \hat{\mu}_{\Omega}^{(-k)}(\mathbf{X}; \boldsymbol{\theta}) \} ] \tag{S4} \\
& + 0.5A \{ \hat{R}^{(-k)}(Y_0, A, \mathbf{X}) + R^*(Y_0, A, \mathbf{X}) \} \{ \mu_{\Omega}^*(\mathbf{X}; \boldsymbol{\theta}) - \hat{\mu}_{\Omega}^{(-k)}(\mathbf{X}; \boldsymbol{\theta}) \} \tag{S5}
\end{aligned}$$

$$- (1 - A) \{ \widehat{R}^{(-k)}(Y_0, A, \mathbf{X}) - R^*(Y_0, A, \mathbf{X}) \} [ \Omega(Y_0, \mathbf{X}; \boldsymbol{\theta}) - 0.5 \{ \mu_\Omega^*(\mathbf{X}; \boldsymbol{\theta}) + \widehat{\mu}_\Omega^{(-k)}(\mathbf{X}; \boldsymbol{\theta}) \} ] \quad \text{See (S4)}$$

$$- 0.5(1 - A) \{ \widehat{R}^{(-k)}(Y_0, A, \mathbf{X}) + R^*(Y_0, A, \mathbf{X}) \} \{ \mu_\Omega^*(\mathbf{X}; \boldsymbol{\theta}) - \widehat{\mu}_\Omega^{(-k)}(\mathbf{X}; \boldsymbol{\theta}) \} . \quad \text{See (S5)}$$

For a finite number of random variables  $\{W_1, \dots, W_K\}$ , there exists a constant  $C$  satisfying  $\mathbb{E}\{(\sum_{j=1}^K W_j)^2\} \leq C \cdot \mathbb{E}(W_j^2)$ . Thus, it suffices to study the rate of the 2-norm of each term, which are given in (S1)-(S5) below:

(S1)

$$\begin{aligned} & \mathbb{E}^{(-k)} [(1 - A)^2 \|\Omega(Y_1, \mathbf{X}; \boldsymbol{\theta})\|_2^2 \{ \widehat{\beta}_1^{(-k)}(\mathbf{X}) \widehat{\alpha}_1^{(-k)}(Y_1, \mathbf{X}) - \beta_1^*(\mathbf{X}) \alpha_1^*(Y_1, \mathbf{X}) \}^2] \\ &= \mathbb{E}^{(-k)} [(1 - A) \|\Omega(Y_1, \mathbf{X}; \boldsymbol{\theta})\|_2^2 \{ \widehat{\beta}_1^{(-k)}(\mathbf{X}) \widehat{\alpha}_1^{(-k)}(Y_1, \mathbf{X}) - \beta_1^*(\mathbf{X}) \alpha_1^*(Y_1, \mathbf{X}) \}^2] \\ &= \Pr(A = 0) \mathbb{E}^{(-k)} [\|\Omega(Y_1, \mathbf{X}; \boldsymbol{\theta})\|_2^2 \{ \widehat{\beta}_1^{(-k)}(\mathbf{X}) \widehat{\alpha}_1^{(-k)}(Y_1, \mathbf{X}) - \beta_1^*(\mathbf{X}) \alpha_1^*(Y_1, \mathbf{X}) \}^2 \mid A = 0] \\ &\lesssim \mathbb{E}^{(-k)} [\underbrace{\|\Omega(Y_1, \mathbf{X}; \boldsymbol{\theta})\|_2^2 \{ \widehat{\alpha}_1^{(-k)}(Y_1, \mathbf{X}) + \alpha_1^*(Y_1, \mathbf{X}) \}^2}_{\leq C \text{ over } Y_1 \in \mathcal{S}_1(0)} \{ \widehat{\beta}_1^{(-k)}(\mathbf{X}) - \beta_1^*(\mathbf{X}) \}^2 \mid A = 0] \\ &\quad + \mathbb{E}^{(-k)} [\underbrace{\|\Omega(Y_1, \mathbf{X}; \boldsymbol{\theta})\|_2^2 \{ \widehat{\beta}_1^{(-k)}(\mathbf{X}) + \beta_1^*(\mathbf{X}) \}^2}_{\leq C \text{ over } Y_1 \in \mathcal{S}_1(0)} \{ \widehat{\alpha}_1^{(-k)}(Y_1, \mathbf{X}) - \alpha_1^*(Y_1, \mathbf{X}) \}^2 \mid A = 0] \\ &\lesssim \|\widehat{\beta}_1^{(-k)}(\mathbf{X}) - \beta_1^*(\mathbf{X})\|_{P,2}^2 + \|\widehat{\alpha}_1^{(-k)}(Y_1, \mathbf{X}) - \alpha_1^*(Y_1, \mathbf{X})\|_{P,2}^2 . \end{aligned}$$

(S2)

$$\begin{aligned} & \mathbb{E}^{(-k)} [(1 - A)^2 \|\widehat{\beta}_1^{(-k)}(\mathbf{X}) \widehat{\alpha}_1^{(-k)}(Y_1, \mathbf{X}) \widehat{\mu}_\Omega^{(-k)}(\mathbf{X}; \boldsymbol{\theta}) - \beta_1^*(\mathbf{X}) \alpha_1^*(Y_1, \mathbf{X}) \mu_\Omega^*(\mathbf{X}; \boldsymbol{\theta})\|_2^2] \\ &\lesssim \mathbb{E}^{(-k)} \left[ \underbrace{\left\{ \begin{array}{c} \widehat{\alpha}_1^{(-k)}(Y_1^{(0)}, \mathbf{X}) \\ + \alpha_1^*(Y_1^{(0)}, \mathbf{X}) \end{array} \right\}^2}_{\leq C \text{ over } Y_1 \in \mathcal{S}_1(0)} \left\| \begin{array}{c} \{ \widehat{\beta}_1^{(-k)}(\mathbf{X}) - \beta_1^*(\mathbf{X}) \} \{ \widehat{\mu}_\Omega^{(-k)}(\mathbf{X}; \boldsymbol{\theta}) + \mu_\Omega^*(\mathbf{X}; \boldsymbol{\theta}) \} \\ + \{ \widehat{\beta}_1^{(-k)}(\mathbf{X}) + \beta_1^*(\mathbf{X}) \} \{ \widehat{\mu}_\Omega^{(-k)}(\mathbf{X}; \boldsymbol{\theta}) - \mu_\Omega^*(\mathbf{X}; \boldsymbol{\theta}) \} \end{array} \right\|_2^2 \mid A = 0 \right] \\ &\quad + \mathbb{E}^{(-k)} [\underbrace{\|\widehat{\beta}_1^{(-k)}(\mathbf{X}) \widehat{\mu}_\Omega^{(-k)}(\mathbf{X}; \boldsymbol{\theta}) + \beta_1^*(\mathbf{X}) \mu_\Omega^*(\mathbf{X}; \boldsymbol{\theta})\|_2^2}_{\leq C \text{ over } Y_1 \in \mathcal{S}_1(0)} \{ \widehat{\alpha}_1^{(-k)}(Y_1^{(0)}, \mathbf{X}) - \alpha_1^*(Y_1^{(0)}, \mathbf{X}) \}^2 \mid A = 0] \\ &\lesssim \mathbb{E}^{(-k)} \{ \|\widehat{\beta}_1^{(-k)}(\mathbf{X}) - \beta_1^*(\mathbf{X})\|^2 \mid A = 0 \} \\ &\quad + \mathbb{E}^{(-k)} \{ \|\widehat{\mu}_\Omega^{(-k)}(\mathbf{X}; \boldsymbol{\theta}) - \mu_\Omega^*(\mathbf{X}; \boldsymbol{\theta})\|^2 \mid A = 0 \} + \|\widehat{\alpha}_1^{(-k)}(Y_1, \mathbf{X}) - \alpha_1^*(Y_1, \mathbf{X})\|_{P,2}^2 \\ &\lesssim \|\widehat{\beta}_1^{(-k)}(\mathbf{X}) - \beta_1^*(\mathbf{X})\|_{P,2}^2 + \|\alpha_1(Y_1, \mathbf{X}) - \widehat{\alpha}_1^{(-k)}(Y_1, \mathbf{X})\|_{P,2}^2 + \|f_1^*(Y_1 \mid 0, \mathbf{X}) - \widehat{f}_1^{(-k)}(Y_1 \mid 0, \mathbf{X})\|_{P,2}^2 . \end{aligned}$$

The last line is from (32).

(S3) The result is straightforward from (32).

$$\begin{aligned} & \mathbb{E} [A \|\widehat{\mu}_\Omega^{(-k)}(\mathbf{X}; \boldsymbol{\theta}) - \mu_\Omega^*(\mathbf{X}; \boldsymbol{\theta})\|_2^2] \\ &\lesssim \mathbb{E} [\|\widehat{\mu}_\Omega^{(-k)}(\mathbf{X}; \boldsymbol{\theta}) - \mu_\Omega^*(\mathbf{X}; \boldsymbol{\theta})\|_2^2 \mid A = 0] \\ &\lesssim \|\alpha_1(Y_1, \mathbf{X}) - \widehat{\alpha}_1^{(-k)}(Y_1, \mathbf{X})\|_{P,2}^2 + \|f_1^*(Y_1 \mid 0, \mathbf{X}) - \widehat{f}_1^{(-k)}(Y_1 \mid 0, \mathbf{X})\|_{P,2}^2 . \end{aligned}$$

(S4)

$$\begin{aligned}
& \mathbb{E}^{(-k)} [A^2 \{ \widehat{R}^{(-k)}(Y_0, A, \mathbf{X}) - R^*(Y_0, A, \mathbf{X}) \}^2 \| \Omega(Y_0, \mathbf{X}; \boldsymbol{\theta}) - 0.5 \{ \mu_\Omega^*(\mathbf{X}; \boldsymbol{\theta}) + \widehat{\mu}_\Omega^{(-k)}(\mathbf{X}; \boldsymbol{\theta}) \} \|_2^2] \\
& \lesssim \mathbb{E}^{(-k)} [A \underbrace{\| \Omega(Y_0, \mathbf{X}; \boldsymbol{\theta}) - 0.5 \{ \mu_\Omega^*(\mathbf{X}; \boldsymbol{\theta}) + \widehat{\mu}_\Omega^{(-k)}(\mathbf{X}; \boldsymbol{\theta}) \} \|_2^2}_{\leq C \text{ over } Y_0 \in \mathcal{S}_0(1)} \{ \widehat{R}^{(-k)}(Y_0, 1, \mathbf{X}) - R^*(Y_0, 1, \mathbf{X}) \}^2] \\
& \lesssim \mathbb{E}^{(-k)} [ \Pr(A = 1 \mid \mathbf{X}) \mathbb{E}^{(-k)} [ \{ \widehat{R}^{(-k)}(Y_0, 1, \mathbf{X}) - R^*(Y_0, 1, \mathbf{X}) \}^2 \mid A = 1, \mathbf{X} ] \mid \mathbf{X} ] \\
& = \mathbb{E}^{(-k)} \left[ \Pr(A = 1 \mid \mathbf{X}) \int_{\mathcal{S}_0(1)} \left\{ \widehat{R}^{(-k)}(y, 1, \mathbf{X}) - R^*(y, 1, \mathbf{X}) \right\}^2 f_0^*(y \mid 1, \mathbf{X}) dy \mid \mathbf{X} \right] \\
& \lesssim \mathbb{E}^{(-k)} \left[ \left\{ \frac{\widehat{\beta}_1^{(-k)}(\mathbf{X}) \widehat{f}_1^{(-k)}(Y_1 \mid 0, \mathbf{X})}{\widehat{\beta}_0^{(-k)}(\mathbf{X}) \widehat{f}_0^{(-k)}(Y_1 \mid 0, \mathbf{X})} - \frac{\beta_1^*(\mathbf{X}) f_1^*(Y_1 \mid 0, \mathbf{X})}{\beta_0^*(\mathbf{X}) f_0^*(Y_1 \mid 0, \mathbf{X})} \right\}^2 \mid A = 0 \right] \\
& \lesssim \| \widehat{f}_0^{(-k)}(Y_1 \mid 0, \mathbf{X}) - f_0^*(Y_1 \mid 0, \mathbf{X}) \|_{P,2}^2 + \| \widehat{\beta}_0^{(-k)}(\mathbf{X}) - \beta_0^*(\mathbf{X}) \|_{P,2}^2 \\
& \quad + \| \widehat{f}_1^{(-k)}(Y_1 \mid 0, \mathbf{X}) - f_1^*(Y_1 \mid 0, \mathbf{X}) \|_{P,2}^2 + \| \widehat{\beta}_1^{(-k)}(\mathbf{X}) - \beta_1^*(\mathbf{X}) \|_{P,2}^2
\end{aligned}$$

Note that the fifth line holds from the following result:

$$\begin{aligned}
& \int_{\mathcal{S}_0(1)} \left\{ \widehat{R}^{(-k)}(y, 1, \mathbf{X}) - R^*(y, 1, \mathbf{X}) \right\}^2 f_0^*(y \mid 1, \mathbf{X}) dy \\
& = \int_{\mathcal{S}_0(1)} \left\{ \frac{\widehat{\beta}_1^{(-k)}(\mathbf{X}) \widehat{f}_1^{(-k)}(y \mid 0, \mathbf{X})}{\widehat{\beta}_0^{(-k)}(\mathbf{X}) \widehat{f}_0^{(-k)}(y \mid 0, \mathbf{X})} - \frac{\beta_1^*(\mathbf{X}) f_1^*(y \mid 0, \mathbf{X})}{\beta_0^*(\mathbf{X}) f_0^*(y \mid 0, \mathbf{X})} \right\}^2 f_0^*(y \mid 1, \mathbf{X}) dy \\
& = \int_{\mathcal{S}_0(1) \cap \mathcal{S}_1(0)} \left\{ \frac{\widehat{\beta}_1^{(-k)}(\mathbf{X}) \widehat{f}_1^{(-k)}(y \mid 0, \mathbf{X})}{\widehat{\beta}_0^{(-k)}(\mathbf{X}) \widehat{f}_0^{(-k)}(y \mid 0, \mathbf{X})} - \frac{\beta_1^*(\mathbf{X}) f_1^*(y \mid 0, \mathbf{X})}{\beta_0^*(\mathbf{X}) f_0^*(y \mid 0, \mathbf{X})} \right\}^2 f_0^*(y \mid 1, \mathbf{X}) dy \\
& \leq \int_{\mathcal{S}_1(0)} \frac{f_0^*(y \mid 1, \mathbf{X})}{f_1^*(y \mid 0, \mathbf{X})} \left\{ \frac{\widehat{\beta}_1^{(-k)}(\mathbf{X}) \widehat{f}_1^{(-k)}(y \mid 0, \mathbf{X})}{\widehat{\beta}_0^{(-k)}(\mathbf{X}) \widehat{f}_0^{(-k)}(y \mid 0, \mathbf{X})} - \frac{\beta_1^*(\mathbf{X}) f_1^*(y \mid 0, \mathbf{X})}{\beta_0^*(\mathbf{X}) f_0^*(y \mid 0, \mathbf{X})} \right\}^2 f_1^*(y \mid 0, \mathbf{X}) dy \\
& \lesssim \int_{\mathcal{S}_1(0)} \left\{ \frac{\widehat{\beta}_1^{(-k)}(\mathbf{X}) \widehat{f}_1^{(-k)}(y \mid 0, \mathbf{X})}{\widehat{\beta}_0^{(-k)}(\mathbf{X}) \widehat{f}_0^{(-k)}(y \mid 0, \mathbf{X})} - \frac{\beta_1^*(\mathbf{X}) f_1^*(y \mid 0, \mathbf{X})}{\beta_0^*(\mathbf{X}) f_0^*(y \mid 0, \mathbf{X})} \right\}^2 f_1^*(y \mid 0, \mathbf{X}) dy.
\end{aligned}$$

The third line holds from  $\mathcal{S}_1(0) = \text{supp}\{ \widehat{f}_1^{(-k)}(y \mid 0, \mathbf{X}) \} = \text{supp}\{ f_1^*(y \mid 0, \mathbf{X}) \}$ .

Substituting  $AR^*(y, 1, x)$  with  $(1 - A)R^*(y, 0, x)$ , we obtain the similar result:

$$\begin{aligned}
& \mathbb{E}^{(-k)} [(1 - A)^2 \{ \widehat{R}^{(-k)}(Y_0, A, \mathbf{X}) - r(Y_0, A, \mathbf{X}) \}^2 \| \Omega(Y_0, \mathbf{X}; \boldsymbol{\theta}) - 0.5 \{ \mu_\Omega^*(\mathbf{X}; \boldsymbol{\theta}) + \widehat{\mu}_\Omega^{(-k)}(\mathbf{X}; \boldsymbol{\theta}) \} \|_2^2] \\
& \lesssim \mathbb{E}^{(-k)} [(1 - A) \underbrace{\| \Omega(Y_0, \mathbf{X}; \boldsymbol{\theta}) - 0.5 \{ \mu_\Omega^*(\mathbf{X}; \boldsymbol{\theta}) + \widehat{\mu}_\Omega^{(-k)}(\mathbf{X}; \boldsymbol{\theta}) \} \|_2^2}_{\leq C \text{ over } Y_0 \in \mathcal{S}_0(0)} \{ \widehat{R}^{(-k)}(Y_0, 0, \mathbf{X}) - R^*(Y_0, 0, \mathbf{X}) \}^2] \\
& \lesssim \mathbb{E}^{(-k)} [ \Pr(A = 0 \mid \mathbf{X}) \mathbb{E}^{(-k)} [ \{ \widehat{R}^{(-k)}(Y_0, 0, \mathbf{X}) - R^*(Y_0, 0, \mathbf{X}) \}^2 \mid A = 0, \mathbf{X} ] \mid \mathbf{X} ] \\
& \lesssim \mathbb{E}^{(-k)} \left[ \Pr(A = 0 \mid \mathbf{X}) \int_{\mathcal{S}_0(0)} \left\{ \widehat{R}^{(-k)}(y, 0, \mathbf{X}) - R^*(y, 0, \mathbf{X}) \right\}^2 f_0^*(y \mid 0, \mathbf{X}) dy \mid \mathbf{X} \right] \\
& \lesssim \mathbb{E}^{(-k)} \left[ \left\{ \frac{\widehat{\alpha}_1^{(-k)}(y, \mathbf{X}) \widehat{\beta}_1^{(-k)}(\mathbf{X}) \widehat{f}_1^{(-k)}(y \mid 0, \mathbf{X})}{\widehat{f}_0^{(-k)}(y \mid 0, \mathbf{X})} - \frac{\alpha_1^*(y, \mathbf{X}) \beta_1^*(\mathbf{X}) f_1^*(y \mid 0, \mathbf{X})}{f_0^*(y \mid 0, \mathbf{X})} \right\}^2 \mid A = 0 \right]
\end{aligned}$$

$$\begin{aligned} &\lesssim \|\widehat{f}_0^{(-k)}(Y_1 | 0, \mathbf{X}) - f_0^*(Y_1 | 0, \mathbf{X})\|_{P,2}^2 + \|\widehat{\alpha}_1^{(-k)}(Y_1, \mathbf{X}) - \alpha_1^*(Y_1, \mathbf{X})\|_{P,2}^2 \\ &\quad + \|\widehat{f}_1^{(-k)}(Y_1 | 0, \mathbf{X}) - f_1^*(Y_1 | 0, \mathbf{X})\|_{P,2}^2 + \|\widehat{\beta}_1^{(-k)}(\mathbf{X}) - \beta_1^*(\mathbf{X})\|_{P,2}^2 \end{aligned}$$

Note that the fifth line holds from the following result:

$$\begin{aligned} &\int_{\mathcal{S}_0(0)} \left\{ \widehat{R}^{(-k)}(y, 0, \mathbf{X}) - R^*(y, 0, \mathbf{X}) \right\}^2 f_0^*(y | 0, \mathbf{X}) dy \\ &= \int_{\mathcal{S}_0(0)} \left\{ \frac{\widehat{\beta}_1^{(-k)}(\mathbf{X}) \widehat{\alpha}_1^{(-k)}(y, \mathbf{X}) \widehat{f}_1^{(-k)}(y | 0, \mathbf{X})}{\widehat{f}_0^{(-k)}(y | 0, \mathbf{X})} - \frac{\beta_1^*(\mathbf{X}) \alpha_1^*(y, \mathbf{X}) f_1^*(y | 0, \mathbf{X})}{f_0^*(y | 0, \mathbf{X})} \right\}^2 f_0^*(y | 0, \mathbf{X}) dy \\ &= \int_{\mathcal{S}_0(0) \cap \mathcal{S}_1(0)} \left\{ \frac{\widehat{\beta}_1^{(-k)}(\mathbf{X}) \widehat{\alpha}_1^{(-k)}(y, \mathbf{X}) \widehat{f}_1^{(-k)}(y | 0, \mathbf{X})}{\widehat{f}_0^{(-k)}(y | 0, \mathbf{X})} - \frac{\beta_1^*(\mathbf{X}) \alpha_1^*(y, \mathbf{X}) f_1^*(y | 0, \mathbf{X})}{f_0^*(y | 0, \mathbf{X})} \right\}^2 f_0^*(y | 0, \mathbf{X}) dy \\ &\leq \int_{\mathcal{S}_1(0)} \frac{f_0^*(y | 0, \mathbf{X})}{f_1^*(y | 0, \mathbf{X})} \left\{ \frac{\widehat{\beta}_1^{(-k)}(\mathbf{X}) \widehat{\alpha}_1^{(-k)}(y, \mathbf{X}) \widehat{f}_1^{(-k)}(y | 0, \mathbf{X})}{\widehat{f}_0^{(-k)}(y | 0, \mathbf{X})} - \frac{\beta_1^*(\mathbf{X}) \alpha_1^*(y, \mathbf{X}) f_1^*(y | 0, \mathbf{X})}{f_0^*(y | 0, \mathbf{X})} \right\}^2 f_1^*(y | 0, \mathbf{X}) dy \\ &\lesssim \int_{\mathcal{S}_1(0)} \left\{ \frac{\widehat{\beta}_1^{(-k)}(\mathbf{X}) \widehat{\alpha}_1^{(-k)}(y, \mathbf{X}) \widehat{f}_1^{(-k)}(y | 0, \mathbf{X})}{\widehat{f}_0^{(-k)}(y | 0, \mathbf{X})} - \frac{\beta_1^*(\mathbf{X}) \alpha_1^*(y, \mathbf{X}) f_1^*(y | 0, \mathbf{X})}{f_0^*(y | 0, \mathbf{X})} \right\}^2 f_1^*(y | 0, \mathbf{X}) dy \end{aligned}$$

(S5) Using (32), we obtain

$$\begin{aligned} &\mathbb{E}^{(-k)} [A^2 \{ \widehat{R}^{(-k)}(Y_0, A, \mathbf{X}) + R^*(Y_0, A, \mathbf{X}) \}^2 \|\mu_\Omega^*(\mathbf{X}; \boldsymbol{\theta}) - \widehat{\mu}_\Omega^{(-k)}(\mathbf{X}; \boldsymbol{\theta})\|_2^2] \\ &\lesssim \|\alpha_1^*(Y_1, \mathbf{X}) - \widehat{\alpha}_1^{(-k)}(Y_1, \mathbf{X})\|_{P,2}^2 + \|f_1^*(Y_1 | 0, \mathbf{X}) - \widehat{f}_1^{(-k)}(Y_1 | 0, \mathbf{X})\|_{P,2}^2. \end{aligned}$$

Similar result holds for  $(1 - A)^2 \{ \widehat{R}^{(-k)}(Y_0, A, \mathbf{X}) + R^*(Y_0, A, \mathbf{X}) \}^2 \|\mu_\Omega^*(\mathbf{X}; \boldsymbol{\theta}) - \widehat{\mu}_\Omega^{(-k)}(\mathbf{X}; \boldsymbol{\theta})\|_2^2$ :

$$\begin{aligned} &\mathbb{E}^{(-k)} [(1 - A)^2 \{ \widehat{R}^{(-k)}(Y_0, A, \mathbf{X}) + R^*(Y_0, A, \mathbf{X}) \}^2 \|\mu_\Omega^*(\mathbf{X}; \boldsymbol{\theta}) - \widehat{\mu}_\Omega^{(-k)}(\mathbf{X}; \boldsymbol{\theta})\|_2^2] \\ &\lesssim \|\alpha_1^*(Y_1, \mathbf{X}) - \widehat{\alpha}_1^{(-k)}(Y_1, \mathbf{X})\|_{P,2}^2 + \|f_1^*(Y_1 | 0, \mathbf{X}) - \widehat{f}_1^{(-k)}(Y_1 | 0, \mathbf{X})\|_{P,2}^2. \end{aligned}$$

Combining the result, we find

$$\begin{aligned} &\text{Var}^{(-k)} \{ (43) \} \\ &\leq \mathbb{E}^{(-k)} [\|\widehat{\Omega}_{\text{Eff}}^{(-k)}(\mathbf{O}; \boldsymbol{\theta}) - \Omega_{\text{Eff}}^*(\mathbf{O}; \boldsymbol{\theta})\|_2^2] \\ &\lesssim \|\widehat{\alpha}_1^{(-k)} - \alpha_1^*\|_{P,2}^2 + \|\widehat{\beta}_0^{(-k)} - \beta_0^*\|_{P,2}^2 + \|\widehat{\beta}_1^{(-k)} - \beta_1^*\|_{P,2}^2 + \|\widehat{f}_0^{(-k)} - f_0^*\|_{P,2}^2 + \|\widehat{f}_1^{(-k)} - f_1^*\|_{P,2}^2. \end{aligned} \tag{49}$$

Therefore, under the assumptions,  $\text{Var}^{(-k)} \{ (43) \} = o_P(1)$ , indicating (43) is  $o_P(1)$ .

## Consistent Variance Estimation

The proposed variance estimator is

$$\widehat{\sigma}_0^2 = \frac{1}{K} \sum_{k=1}^K \widehat{\sigma}_0^{2,(k)}, \quad \widehat{\sigma}_0^{2,(k)} = \mathbb{P}_{\mathcal{I}_k} \left[ \left\{ \frac{\widehat{\psi}_0^{(-k)} - A \widehat{\tau}_0}{\mathbb{P}(A)} \right\}^2 \right],$$

where  $\widehat{\psi}_0^{(-k)}$  is defined in (38). Therefore, it suffices to show that  $\widehat{\sigma}_0^{2,(k)} - \sigma_0^2 = o_P(1)$ , which is represented as follows:

$$\begin{aligned}
\widehat{\sigma}_0^{2,(k)} - \sigma_0^2 &= \{\mathbb{P}(A)\}^{-2} \mathbb{P}_{\mathcal{I}_k} \left[ \{\widehat{\psi}_0^{(-k)} - A\widehat{\tau}_0\}^2 \right] - \sigma_0^2 \\
&= \{\Pr(A=1)\}^{-2} \mathbb{P}_{\mathcal{I}_k} \left[ \{\widehat{\psi}_0^{(-k)} - A\widehat{\tau}_0\}^2 \right] - \sigma_0^2 + o_P(1) \\
&= \{\Pr(A=1)\}^{-2} \left[ \mathbb{P}_{\mathcal{I}_k} \left[ \{\widehat{\psi}_0^{(-k)} - A\widehat{\tau}_0\}^2 \right] - \mathbb{P}_{\mathcal{I}_k} \left\{ (\psi_0^* - A\tau_0^*)^2 \right\} \right] \\
&\quad + \left[ \{\Pr(A=1)\}^{-2} \mathbb{P}_{\mathcal{I}_k} \left\{ (\psi_0^* - A\tau_0^*)^2 \right\} - \sigma_0^2 \right] + o_P(1) \\
&= \{\Pr(A=1)\}^{-2} \left[ \mathbb{P}_{\mathcal{I}_k} \left[ \{\widehat{\psi}_0^{(-k)} - A\widehat{\tau}_0\}^2 \right] - \mathbb{P}_{\mathcal{I}_k} \left\{ (\psi_0^* - A\tau_0^*)^2 \right\} \right] + o_P(1). \quad (50)
\end{aligned}$$

The third and fifth lines hold from the law of large numbers. Therefore, it is sufficient to show that (50) is also  $o_P(1)$ . From some algebra, we find the term in (50) is

$$\begin{aligned}
&\frac{1}{|\mathcal{I}_k|^{-1}} \sum_{i \in \mathcal{I}_k} \left[ \{\widehat{\psi}_{0,i}^{(-k)} - A\widehat{\tau}_0\}^2 - \{\psi_{0,i}^* - A\tau_0^*\}^2 \right] \\
&= \frac{1}{|\mathcal{I}_k|} \sum_{i \in \mathcal{I}_k} [\{\widehat{\psi}_{0,i}^{(-k)} - A\widehat{\tau}_0\} - \{\psi_{0,i}^* - A\tau_0^*\}] [\{\widehat{\psi}_{0,i}^{(-k)} - A\widehat{\tau}_0\} + \{\psi_{0,i}^* - A\tau_0^*\}] \\
&= \frac{1}{|\mathcal{I}_k|} \sum_{i \in \mathcal{I}_k} [\{\widehat{\psi}_{0,i}^{(-k)} - A\widehat{\tau}_0\} - \{\psi_{0,i}^* - A\tau_0^*\}] [\{\widehat{\psi}_{0,i}^{(-k)} - A\widehat{\tau}_0\} - (\psi_{0,i}^* - A\tau_0^*) + 2(\psi_{0,i}^* - A\tau_0^*)] \\
&= \frac{1}{|\mathcal{I}_k|} \sum_{i \in \mathcal{I}_k} \left[ \{\widehat{\psi}_{0,i}^{(-k)} - A\widehat{\tau}_0\} - \{\psi_{0,i}^* - A\tau_0^*\} \right]^2 + \frac{2}{|\mathcal{I}_k|} \sum_{i \in \mathcal{I}_k} \left[ [\{\widehat{\psi}_{0,i}^{(-k)} - A\widehat{\tau}_0\} - \{\psi_{0,i}^* - A\tau_0^*\}] \{\psi_{0,i}^* - A\tau_0^*\} \right].
\end{aligned}$$

Let  $\widehat{\Delta}_i^{(-k)} = \{\widehat{\psi}_{0,i}^{(-k)} - A\widehat{\tau}_0\} - \{\psi_{0,i}^* - A\tau_0^*\}$ . From the Hölder's inequality, we find the absolute value of (50) is upper bounded by

$$\| (50) \| \lesssim \mathbb{P}_{\mathcal{I}_k} \left[ \{\widehat{\Delta}^{(-k)}\}^2 \right] + 2\mathbb{P}_{\mathcal{I}_k} \left[ \{\widehat{\Delta}^{(-k)}\}^2 \right] \cdot \mathbb{P}_{\mathcal{I}_k} \left\{ (\psi_0^* - A\tau_0^*)^2 \right\}.$$

Since  $\mathbb{P}_{\mathcal{I}_k} \left\{ (\psi_0^* - A\tau_0^*)^2 \right\} = \Pr(A=1)^2 \sigma_0^2 + o_P(1) = O_P(1)$ , (50) is  $o_P(1)$  if  $\mathbb{P}_{\mathcal{I}_k} \left[ \{\widehat{\Delta}^{(-k)}\}^2 \right] = o_P(1)$ .

From some algebra, we find

$$\begin{aligned}
\mathbb{P}_{\mathcal{I}_k} \left[ \{\widehat{\Delta}^{(-k)}\}^2 \right] &\leq \frac{2}{|\mathcal{I}_k|} \sum_{i \in \mathcal{I}_k} \{\widehat{\psi}_{0,i}^{(-k)} - \psi_{0,i}^*\}^2 + 2(\widehat{\tau}_0 - \tau_0^*)^2 \\
&= \mathbb{E}^{(-k)} \left[ \{\widehat{\psi}_0^{(-k)} - \psi_0^*\}^2 \right] + o_P(1) + 2(\widehat{\tau}_0 - \tau_0^*)^2 = o_P(1).
\end{aligned}$$

The first line holds from  $(\ell_1 + A\ell_2)^2 \leq 2\ell_1^2 + 2\ell_2^2$ . The second line holds from the law of large numbers applied to  $\{\widehat{\psi}_0^{(-k)} - \psi_0^*\}^2$ . The last line holds from (49) and  $\widehat{\tau}_0 = \tau_0^* + o_P(1)$ , which is from the asymptotic normality of the estimator. This concludes the proof.

## B.5 Proof of Corollary 5.3

The proposed estimator  $\hat{\tau}$  has an asymptotic representation given by

$$\sqrt{N}(\hat{\tau} - \tau^*) = \sqrt{N} \left[ \left\{ \frac{\mathbb{P}(AY_1)}{\mathbb{P}(A)} - \tau_1^* \right\} - (\hat{\tau}_0 - \tau_0^*) \right].$$

We find

$$\begin{aligned} \sqrt{N} \left\{ \frac{\mathbb{P}(AY_1)}{\mathbb{P}(A)} - \tau_1^* \right\} &= \sqrt{N} \left\{ \frac{\mathbb{P}(AY_1)}{\mathbb{P}(A)} - \frac{\mathbb{P}(A)\tau_1^*}{\mathbb{P}(A)} \right\} \\ &= \sqrt{N} \sum_{i=1}^N \frac{A_i Y_{1,i} - A_i \tau_1^*}{\Pr(A=1)} + \underbrace{\left\{ \frac{\Pr(A=1)}{\mathbb{P}(A)} - 1 \right\}}_{o_P(1)} \underbrace{\left\{ \sqrt{N} \sum_{i=1}^N \frac{A_i Y_{1,i} - A_i \tau_1^*}{\Pr(A=1)} \right\}}_{O_P(1)} \\ &= \sqrt{N} \sum_{i=1}^N \frac{A_i Y_{1,i} - A_i \tau_1^*}{\Pr(A=1)} + o_P(1), \end{aligned}$$

where the last line holds from  $\Pr(A=1)/\mathbb{P}(A) = 1 + o_P(1)$  and the central limit theorem. Combined with the main result in (37), we obtain

$$\sqrt{N}(\hat{\tau} - \tau^*) = \frac{1}{\sqrt{N}} \sum_{i=1}^N \left\{ \frac{A_i Y_{1,i} - A_i \tau_1^*}{\Pr(A=1)} - \text{IF}^*(\mathbf{O}_i) \right\} + o_P(1).$$

Therefore, the asymptotic normality of  $\hat{\tau}$  is established with the central limit theorem.

The variance estimator is

$$\hat{\sigma}^2 = \frac{1}{K} \sum_{k=1}^K \hat{\sigma}^{2,(k)}, \quad \hat{\sigma}^{2,(k)} = \mathbb{P}_{\mathcal{I}_k} \left[ \left\{ \frac{\hat{\psi}^{(-k)} - A\hat{\tau}}{\mathbb{P}(A)} \right\}^2 \right].$$

where  $\hat{\psi}^{(-k)}$  is

$$\hat{\psi}^{(-k)} = AY_1 - \left[ \begin{aligned} &\hat{\beta}_1^{(-k)}(\mathbf{X}) \hat{\alpha}_1^{(-k)}(Y_1, \mathbf{X}) (1-A) \{Y_1 - \hat{\mu}^{(-k)}(\mathbf{X})\} + A \hat{\mu}^{(-k)}(\mathbf{X}) \\ &+ (2A-1) \hat{R}^{(-k)}(Y_0, A, \mathbf{X}) \{Y_0 - \hat{\mu}^{(-k)}(\mathbf{X})\} \end{aligned} \right].$$

The consistency of  $\hat{\sigma}^2$  can be established from a similar manner to the last part of the proof of Theorem 5.2.

## C Proof of the Lemmas and Theorems in the Supplementary Material

In this section, we use the following shorthand for the conditional distributions for  $t = 0, 1$ :

$$f_{tA|X}^*(y, a | \mathbf{x}) = g_t^*(y, a | \mathbf{x}) = P(Y_t^{(0)} = y, A = a | \mathbf{X} = \mathbf{x}),$$

$$f_t^*(y \mid a, \mathbf{x}) = f_{t|AX}^*(y \mid a, \mathbf{x}) = P(Y_t^{(0)} = y \mid A = a, \mathbf{X} = \mathbf{x}) ,$$

$$e_t^*(a \mid y, \mathbf{x}) = f_{A|tX}^*(a \mid y, \mathbf{x}) = \Pr(A = a \mid Y_0^{(0)} = y, \mathbf{X} = \mathbf{x}) .$$

That is, we unify the density notation by using  $f$ , and let the subscript indicate the conditional distribution. Similarly, we denote

$$f_{t|X}^*(y \mid \mathbf{x}) = P(Y_t^{(0)} = y \mid \mathbf{X} = \mathbf{x}) , \quad f_{A|X}^*(a \mid \mathbf{x}) = \Pr(A = a \mid \mathbf{X} = \mathbf{x}) .$$

### C.1 Proof of Lemma A.1

The parallel trend assumption implies  $\mathcal{T}(\alpha_1, f_{10}; \mathbf{x}) = \mathcal{T}(\alpha_0, f_{00}; \mathbf{x})$ . Let  $\varphi_{y, f_{10}}^{-1} : \mathcal{F}_{tX} \rightarrow \mathcal{F}_X$  be the inverse mapping of  $\varphi_{y, f_{10}}$ , which is well-defined because  $\varphi_{y, f_{10}}$  is injective. We find that

$$\varphi_{y, f_{10}}^{-1}(\alpha_1(y, \mathbf{x})) = \mathcal{T}(\alpha_1, f_{10}; \mathbf{x}) = \mathcal{T}(\alpha_0, f_{00}; \mathbf{x}) = \varphi_{y, f_{00}}^{-1}(\alpha_0(y, \mathbf{x})) .$$

This implies  $\alpha_1(y, \mathbf{x}) = \varphi_{y, f_{10}}(\varphi_{y, f_{00}}^{-1}(\alpha_0(y, \mathbf{x})))$ . Therefore,  $\alpha_1$  is variationally dependent to  $f_{10}$  unless the mapping  $h(y, \mathbf{x}) \mapsto \phi(h(y, \mathbf{x}), f_{00}, f_{10}) := \varphi_{y, f_{10}}(\varphi_{y, f_{00}}^{-1}(h(y, \mathbf{x})))$  is independent of  $f_{10}$ . From the same logic,  $\alpha_0$  is variationally dependent to  $f_{00}$  unless the mapping  $\phi(\cdot, f_{10}, f_{00})$  is independent of  $f_{00}$ . Therefore,  $\phi$  should be a fixed map that does not depend on  $f_{10}$  and  $f_{00}$ . This implies there exists a one-to-one fixed mapping between  $\alpha_1$  and  $\alpha_0$ . Consequently, returning to the PT assumption, we find  $\mathcal{T}_{\mathbf{x}}(\alpha_1, f_{10}) = \mathcal{T}_{\mathbf{x}}(\phi(\alpha_0), f_{10}) = \mathcal{T}_{\mathbf{x}}(\alpha_0, f_{00})$

### C.2 Proof of Lemma A.2

First, suppose  $\beta_1$  is correctly specified whereas  $f_{10}$  is misspecified as  $f'$ . Then, the outcome regression is misspecified as  $\mu'(\mathbf{X}) = \mu(\mathbf{X}; f')$ . Additionally, we obtain

$$\begin{aligned} & \mathbb{E}[(1 - A)\beta_1^*(\mathbf{X})\alpha_1^*(Y_1, \mathbf{X})\{\mathcal{G}(Y_1) - \mu'(\mathbf{X})\}] \\ &= \mathbb{E}[\Pr(A = 0 \mid \mathbf{X})\beta_1^*(\mathbf{X})\mathbb{E}[\alpha_1^*(Y_1, \mathbf{X})\{\mathcal{G}(Y_1) - \mu'(\mathbf{X})\} \mid A = 0, \mathbf{X}]] \\ &= \mathbb{E}[\Pr(A = 1 \mid \mathbf{X})\mathbb{E}\{\mathcal{G}(Y_1^{(0)}) - \mu'(\mathbf{X}) \mid A = 1, \mathbf{X}\}] \\ &= \Pr(A = 1)\mathbb{E}\{\mathcal{G}(Y_1^{(0)}) - \mu'(\mathbf{X}) \mid A = 1\} \\ &= \mathbb{E}[A\{\mathcal{G}(Y_1^{(0)}) - \mu'(\mathbf{X})\}] . \end{aligned}$$

The third line is from (22). Combining all, we obtain

$$\begin{aligned} \mathbb{E}\{\text{IF}(\mathbf{O}_1; \beta_1^*, f')\} &= \frac{1}{\Pr(A = 1)} \left[ \mathbb{E}[A\{\mathcal{G}(Y_1^{(0)}) - \mu'(\mathbf{X})\}] + \mathbb{E}\{A\mu'(\mathbf{X})\} \right] \\ &= \frac{\mathbb{E}\{A\mathcal{G}(Y_1^{(0)})\}}{\Pr(A = 1)} = \mathbb{E}\{\mathcal{G}(Y_1^{(0)}) \mid A = 1\} . \end{aligned}$$

This concludes the case of correctly specified  $\beta_1$  and misspecified  $f_{10}$ .

Next, suppose  $\beta_1$  is misspecified as  $\beta_1'$  and  $f_{10}$  is correctly specified. Then, the outcome regres-

sion is correctly specified as  $\mu^*(\mathbf{X}) = \mu(\mathbf{X}; f_{1|AX}^*)$ . Moreover, the first term becomes

$$\begin{aligned}
& \mathbb{E}[\beta_1'(\mathbf{X})\alpha_1^*(Y_1, \mathbf{X})(1-A)\{\mathcal{G}(Y_1) - \mu^*(\mathbf{X})\}] \\
&= \mathbb{E}\left[\frac{\beta_1'(\mathbf{X})}{\beta_1^*(\mathbf{X})}\beta_1^*(\mathbf{X})\alpha_1^*(Y_1, \mathbf{X})(1-A)\{\mathcal{G}(Y_1) - \mu^*(\mathbf{X})\}\right] \\
&= \mathbb{E}\left[\frac{\beta_1'(\mathbf{X})}{\beta_1^*(\mathbf{X})}A\{\mathcal{G}(Y_1^{(0)}) - \mu^*(\mathbf{X})\}\right] \\
&= \mathbb{E}\left[\frac{\beta_1'(\mathbf{X})}{\beta_1^*(\mathbf{X})}\Pr(A=1|\mathbf{X})\underbrace{\left[\mathbb{E}\{\mathcal{G}(Y_1^{(0)})|A=1, \mathbf{X}\} - \mu^*(\mathbf{X})\right]}_{=0}\right] = 0. \tag{51}
\end{aligned}$$

The second identity is from the previous result under  $(\beta_1^*, f')$  case. The third identity is from the law of iterated expectation. Therefore,

$$\mathbb{E}\{\text{IF}(\mathbf{O}_1; \beta_1', f_{1|AX}^*)\} = \frac{1}{\Pr(A=1)}[0 + \mathbb{E}\{A\mu^*(\mathbf{X})\}] = \mathbb{E}\{\mathcal{G}(Y_1^{(0)})|A=1\}.$$

This concludes the case of correctly specified  $f_{10}$  and misspecified  $\beta_1$ .

### C.3 Proof of Lemma A.3

#### Result (i)

For simplicity, let  $\Psi_{\mathcal{S}}$  be

$$\begin{aligned}
\Psi_{\mathcal{S}}(\mathbf{O}_0; \alpha, m) &= M_{\mathcal{S}}(Y_0, \mathbf{X})\alpha(Y_0, \mathbf{X})^{-A}\{A - \Pr(A=1|Y_0=0, \mathbf{X})\}/\Pr(A=1|Y_0=0, \mathbf{X}), \\
M_{\mathcal{S}}(y, \mathbf{X}) &= [m(y, \mathbf{X}) - \mathbb{E}_{\mathcal{S}}\{m(Y_0, \mathbf{X})|A=0, \mathbf{X}\}]\Pr(A=1|Y_0=0, \mathbf{X}).
\end{aligned}$$

For any  $\alpha$ , we find

$$\begin{aligned}
\mathbb{E}_{\mathcal{S}}\{\Psi_{\mathcal{S}}(\mathbf{O}_0; \alpha, m)\} &= \iint_{\mathcal{S}} M_{\mathcal{S}}(y, \mathbf{x})\alpha(y, \mathbf{x})^{-1}\frac{f_{A|0X}^*(0|0, \mathbf{x})}{f_{A|0X}^*(1|0, \mathbf{x})}f_{A|0X}^*(1|y, \mathbf{x})f_{0X}^*(y, \mathbf{x})d(y, \mathbf{x}) \\
&\quad - \iint_{\mathcal{S}} M_{\mathcal{S}}(y, \mathbf{x})f_{A|0X}^*(0|y, \mathbf{x})f_{0X}^*(y, \mathbf{x})d(y, \mathbf{x}) \\
&= \iint_{\mathcal{S}} M_{\mathcal{S}}(y, \mathbf{x})\alpha(y, \mathbf{x})^{-1}\alpha_0^*(y, \mathbf{x})f_{A|0X}^*(0|y, \mathbf{x})f_{0X}^*(y, \mathbf{x})d(y, \mathbf{x}) \\
&\quad - \iint_{\mathcal{S}} M_{\mathcal{S}}(y, \mathbf{x})f_{A|0X}^*(0|y, \mathbf{x})f_{0X}^*(y, \mathbf{x})d(y, \mathbf{x}) \\
&= \mathbb{E}_{\mathcal{S}}\left[(1-A)M_{\mathcal{S}}(Y_0, \mathbf{X})\left\{\frac{\alpha_0^*(Y_0, \mathbf{X})}{\alpha(Y_0, \mathbf{X})} - 1\right\}\right].
\end{aligned}$$

Therefore,  $\mathbb{E}_{\mathcal{S}}\{\Psi_{\mathcal{S}}(\mathbf{O}_0; \alpha_0^*, m) = 0\}$  if  $\alpha_0^*(y, \mathbf{x})/\alpha(y, \mathbf{x}) - 1 = 0$  over  $y \in \mathcal{S} \cap \mathcal{S}_0(0)$ , which indicates  $\alpha_0^*(y, \mathbf{x}) = \alpha(y, \mathbf{x})$  over  $y \in \mathcal{S} \cap \mathcal{S}_0(0)$ .



### Result (ii)

Note that  $\mathbb{E}_{\mathcal{S}}\{k(\mathbf{X})(1-A)M_{\mathcal{S}}(Y_0, \mathbf{X})\} = \mathbb{E}[k(\mathbf{X})\mathbb{E}_{\mathcal{S}}\{M_{\mathcal{S}}(Y_0, \mathbf{X}) \mid A=0, \mathbf{X}\} \Pr(A=0 \mid \mathbf{X})] = 0$  for any function  $k$ . Therefore, we find the following result holds for any  $c(\mathbf{x})$ :

$$\mathbb{E}_{\mathcal{S}}\{\Psi_{\mathcal{S}}(\mathbf{O}_0; \alpha^\dagger, m)\} = \mathbb{E}_{\mathcal{S}}\left[(1-A)M_{\mathcal{S}}(Y_0, \mathbf{X})[\{\alpha^\dagger(Y_0, \mathbf{X})\}^{-1}\alpha_0^*(Y_0, \mathbf{X}) - c(\mathbf{X})]\right].$$

Now, for any function  $c(\mathbf{X})$ , let  $\mathcal{Y}_{\text{diff}}(\mathbf{X}) := \{y \in \mathcal{S} \cap \mathcal{S}_0(0) \mid \alpha_0^*(y, \mathbf{X})/\alpha^\dagger(y, \mathbf{X}) \neq c(\mathbf{X})\}$  and  $d_Y(\mathbf{X}) := \Pr\{Y_0 \in \mathcal{Y}_{\text{diff}}(\mathbf{X}) \mid A=0, \mathbf{X}\} > 0$ . Let  $\mathcal{X}_{\text{diff}} := \{\mathbf{X} \mid d_Y(\mathbf{X}) > 0\}$ . The goal of the proof is to show that, for some function  $c(\mathbf{X})$ , we have  $\Pr(\mathbf{X} \in \mathcal{X}_{\text{diff}}) = 0$ , indicating that  $\alpha_0^*(y, \mathbf{X})/\alpha^\dagger(y, \mathbf{X}) = c(\mathbf{X})$  almost surely for  $y \in \mathcal{S} \cap \mathcal{S}_0(0)$ .

We take  $c(\mathbf{x})$  as

$$c(\mathbf{x}) = \left\{ \int_{\mathcal{S}} f_{0|AX}^*(y \mid 0, \mathbf{x}) dy \right\}^{-1} \left\{ \int_{\mathcal{S}} \frac{\alpha_0^*(y, \mathbf{x})}{\alpha^\dagger(y, \mathbf{x})} f_{0|AX}^*(y \mid 0, \mathbf{x}) dy \right\}.$$

Then, we find  $c(\mathbf{x})$  is the mean of  $\alpha_0^*(y, \mathbf{X})/\alpha^\dagger(y, \mathbf{X})$ :

$$0 = \int_{\mathcal{S}} \left\{ \frac{\alpha_0^*(y, \mathbf{x})}{\alpha^\dagger(y, \mathbf{x})} - c(\mathbf{x}) \right\} f_{0|AX}^*(y \mid 0, \mathbf{x}) dy.$$

We define two sets  $\mathcal{Y}_+(\mathbf{x})$  and  $\mathcal{Y}_-(\mathbf{x})$  as follows:

$$\mathcal{Y}_+(\mathbf{x}) = \{y \in \mathcal{S} \cap \mathcal{S}_0(0) \mid \alpha_0^*(y, \mathbf{x}) \geq c(\mathbf{x})\alpha^\dagger(y, \mathbf{x})\}, \quad \mathcal{Y}_-(\mathbf{x}) = \{y \in \mathcal{S} \cap \mathcal{S}_0(0) \mid \alpha_0^*(y, \mathbf{x}) < c(\mathbf{x})\alpha^\dagger(y, \mathbf{x})\}.$$

Then, if  $d_Y(\mathbf{X}) > 0$ , it is trivial that  $\omega_+(\mathbf{X}) := \mathbb{E}_{\mathcal{S}}[\mathbb{1}\{Y_0 \in \mathcal{Y}_+(\mathbf{X})\} \mid A=0, \mathbf{X}] > 0$  and  $\omega_-(\mathbf{X}) := \mathbb{E}_{\mathcal{S}}[\mathbb{1}\{Y_0 \in \mathcal{Y}_-(\mathbf{X})\} \mid A=0, \mathbf{X}] > 0$ . Additionally, if  $\omega_+(\mathbf{X}) > 0$  and  $\omega_-(\mathbf{X}) > 0$ , it means  $d_Y(\mathbf{X}) > 0$ . Therefore, we find  $\mathcal{X}_{\text{diff}} = \{\mathbf{X} \mid \omega_+(\mathbf{X}) > 0 \text{ and } \omega_-(\mathbf{X}) > 0\} = \{\mathbf{X} \mid d_Y(\mathbf{X}) > 0\}$ .

Using  $\mathcal{Y}_{\pm}(\mathbf{X})$  and  $\omega_{\pm}(\mathbf{X})$ , we design a function  $M'_{\mathcal{S}}(y, \mathbf{x})$  as follows

$$M'_{\mathcal{S}}(y, \mathbf{x}) = \omega_-(\mathbf{x})\mathbb{1}\{y \in \mathcal{Y}_+(\mathbf{x})\} - \omega_+(\mathbf{x})\mathbb{1}\{y \in \mathcal{Y}_-(\mathbf{x})\},$$

which satisfies the condition on  $M_{\mathcal{S}}$ :

$$\begin{aligned} & \mathbb{E}_{\mathcal{S}}\{M'_{\mathcal{S}}(Y_0, \mathbf{X}) \mid A=0, \mathbf{X}\} \\ &= \omega_-(\mathbf{X})\mathbb{E}_{\mathcal{S}}[\mathbb{1}\{Y_0 \in \mathcal{Y}_+(\mathbf{X})\} \mid A=0, \mathbf{X}] - \omega_+(\mathbf{X})\mathbb{E}_{\mathcal{S}}[\mathbb{1}\{Y_0 \in \mathcal{Y}_-(\mathbf{X})\} \mid A=0, \mathbf{X}] \\ &= \omega_-(\mathbf{X})\omega_+(\mathbf{X}) - \omega_+(\mathbf{X})\omega_-(\mathbf{X}) = 0. \end{aligned}$$

Therefore, with this choice of  $M'_{\mathcal{S}}$ , we find

$$\begin{aligned} & \mathbb{E}_{\mathcal{S}}\{\Psi_{\mathcal{S}}(\mathbf{O}_0; \alpha^\dagger, m)\} \\ &= \mathbb{E}_{\mathcal{S}}\left[\mathbb{E}_{\mathcal{S}}\left[M'_{\mathcal{S}}(Y_0, \mathbf{X})[\{\alpha^\dagger(Y_0, \mathbf{X})\}^{-1}\alpha_0^*(Y_0, \mathbf{X}) - c(\mathbf{X})] \mid A=0, \mathbf{X}\right] \Pr(A=0 \mid \mathbf{X})\right] \end{aligned}$$

$$= \mathbb{E}_{\mathcal{S}} \left[ \underbrace{\mathbb{E}_{\mathcal{S}} \left[ \begin{array}{c} \omega_{-}(\mathbf{X}) \mathbb{1}\{Y_0 \in \mathcal{Y}_{+}(\mathbf{X})\} [\{\alpha^{\dagger}(Y_0, \mathbf{X})\}^{-1} \alpha_0^{*}(Y_0, \mathbf{X}) - c(\mathbf{X})] \\ -\omega_{+}(\mathbf{X}) \mathbb{1}\{Y_0 \in \mathcal{Y}_{-}(\mathbf{X})\} [\{\alpha^{\dagger}(Y_0, \mathbf{X})\}^{-1} \alpha_0^{*}(Y_0, \mathbf{X}) - c(\mathbf{X})] \end{array} \right]}_{=:(*)} \middle| A = 0, \mathbf{X} \right] \Pr(A = 0 | \mathbf{X}) \right] .$$

Here, due to the definition of  $\mathcal{Y}_{+}(\mathbf{X})$  and  $\mathcal{Y}_{-}(\mathbf{X})$ , the underbraced term  $(*)$  is positive for all  $\mathbf{X} \in \mathcal{X}_{\text{diff}}$ , and  $\Pr(A = 0 | \mathbf{X})$  is also positive for all  $\mathbf{X} \in \mathcal{X}_{\text{diff}}$ . If  $\Pr(\mathbf{X} \in \mathcal{X}_{\text{diff}}) > 0$ , this implies that

$$\begin{aligned} & \mathbb{E}_{\mathcal{S}} \{ \Psi_{\mathcal{S}}(\mathbf{O}_0; \alpha^{\dagger}, m) \} \\ &= \underbrace{\mathbb{E}_{\mathcal{S}} \{ \Psi_{\mathcal{S}}(\mathbf{O}_0; \alpha^{\dagger}, m) | \mathbf{X} \in \mathcal{X}_{\text{diff}} \}}_{>0} \underbrace{\Pr(\mathbf{X} \in \mathcal{X}_{\text{diff}})}_{>0} + \underbrace{\mathbb{E}_{\mathcal{S}} \{ \Psi_{\mathcal{S}}(\mathbf{O}_0; \alpha^{\dagger}, m) | \mathbf{X} \in \mathcal{X}_{\text{diff}}^c \}}_{=0} \Pr(\mathbf{X} \in \mathcal{X}_{\text{diff}}^c) > 0 . \end{aligned}$$

This result contradicts the definition of  $\alpha^{\dagger}$ , a solution to the moment equation  $\mathbb{E}_{\mathcal{S}} \{ \Psi_{\mathcal{S}}(\mathbf{O}_0; \alpha^{\dagger}, m) \} = 0$ , indicating that  $\Pr(\mathbf{X} \in \mathcal{X}_{\text{diff}})$  must be zero. As a result, we have  $\alpha_0^{*}(y, \mathbf{x})/\alpha^{\dagger}(y, \mathbf{x}) = c(\mathbf{x})$  for some function  $c(\mathbf{x})$  almost surely for  $y \in \mathcal{S} \cap \mathcal{S}_0(0)$ . Since we have the boundary condition  $\alpha_0^{*}(0, \mathbf{x})/\alpha^{\dagger}(0, \mathbf{x}) = 1$ , this means that  $\alpha_0^{*}(y, \mathbf{x}) = \alpha^{\dagger}(y, \mathbf{x}) = 1$  almost surely for  $y \in \mathcal{S} \cap \mathcal{S}_0(0)$ .

### Result (iii)

We first consider that  $f_{00}(y | \mathbf{x})$  is correctly specified as  $f_{0|AX}^{*}(y | 0, \mathbf{x})$  over  $y \in \mathcal{S} \cap \mathcal{S}_0(0)$  whereas  $e_{00}$  may be misspecified. Let  $h(\mathbf{X}) = \mathbb{E}_{e_{00}}(A | Y_0 = 0, \mathbf{X})$ . Then, we find the following result for  $Y_0 \in \mathcal{S} \subseteq \mathcal{S}_0(1)$ :

$$\begin{aligned} & \mathbb{E} \left[ \{ \alpha_0^{*}(Y_0, \mathbf{X}) \}^{-A} \{ A - \mathbb{E}_{e_{00}}(A | Y_0 = 0, \mathbf{X}) \} \middle| Y_0, \mathbf{X} \right] \\ &= \Pr(A = 1 | Y_0, \mathbf{X}) \{ \alpha_0^{*}(Y_0, \mathbf{X}) \}^{-1} \{ 1 - h(\mathbf{X}) \} - \Pr(A = 0 | Y_0, \mathbf{X}) h(\mathbf{X}) \\ &= \Pr(A = 0 | Y_0, \mathbf{X}) \underbrace{\left[ \frac{\Pr(A = 1 | Y_0 = 0, \mathbf{X})}{\Pr(A = 0 | Y_0 = 0, \mathbf{X})} \{ 1 - h(\mathbf{X}) \} - h(\mathbf{X}) \right]}_{=H(\mathbf{X})} = \Pr(A = 0 | Y_0, \mathbf{X}) H(\mathbf{X}) . \end{aligned}$$

Let  $\tilde{m}(Y_0, \mathbf{X}) = m(Y_0, \mathbf{X}) H(\mathbf{X})$ . Then, we obtain the zero-mean property of the moment equation:

$$\begin{aligned} & \mathbb{E}_{\mathcal{S}} \{ \Psi_{\mathcal{S}}(\mathbf{O}_0; \alpha_0^{*}, f_{0|AX}^{*}, e_{00}, m) \} \\ &= \mathbb{E}_{\mathcal{S}} \left[ \left[ \tilde{m}(Y_0, \mathbf{X}) - \mathbb{E}_{\mathcal{S}} \{ \tilde{m}(Y_0, \mathbf{X}) | A = 0, \mathbf{X} \} \right] \Pr(A = 0 | Y_0, \mathbf{X}) \right] \\ &= \mathbb{E}_{\mathcal{S}} \left[ (1 - A) \left[ \tilde{m}(Y_0, \mathbf{X}) - \mathbb{E}_{\mathcal{S}} \{ \tilde{m}(Y_0, \mathbf{X}) | A = 0, \mathbf{X} \} \right] \right] \\ &= \mathbb{E} \left[ \underbrace{\mathbb{E}_{\mathcal{S}} \left[ \tilde{m}(Y_0, \mathbf{X}) - \mathbb{E}_{\mathcal{S}} \{ \tilde{m}(Y_0, \mathbf{X}) | A = 0, \mathbf{X} \} \middle| A = 0, \mathbf{X} \right]}_{=0} \Pr(A = 0 | \mathbf{X}) \right] = 0 . \end{aligned}$$

Next, we consider that  $e_{00}$  is correctly specified as  $f_{A|0X}^{*}$  whereas  $f_{00}$  may be misspecified. From

Result (i) with  $\alpha = \alpha_0^*$  and  $e_{00} = f_{A|0X}^*$ , we get the zero-mean property of the moment equation:

$$\begin{aligned} & \mathbb{E}_{\mathcal{S}}\{\Psi_{\mathcal{S}}(\mathbf{O}_0; \alpha_0^*, f_{00}, f_{A|0X}^*, m)\} \\ &= \mathbb{E}_{\mathcal{S}}\left[\left[\tilde{m}(Y_0, \mathbf{X}) - \mathbb{E}_{\mathcal{S}, f_{00}}\{\tilde{m}(Y_0, \mathbf{X}) \mid A = 0, \mathbf{X}\}\right] \underbrace{\left[\{\alpha_0^*(Y_0, \mathbf{X})\}^{-1} \alpha_0^*(Y_0, \mathbf{X}) - 1\right]}_{=0 \text{ over } (Y_0, \mathbf{X}) \in \mathcal{S} \cap \mathcal{S}_0(0)} \mathbb{E}(1 - A \mid Y_0, \mathbf{X})\right] = 0 . \end{aligned}$$

This concludes the proof.

#### C.4 Proof of Theorem A.4

The proof is similar to the proof of 5.1 in Section B.3. In the parametric submodel at  $\eta$ , we obtain

$$\begin{aligned} & \Omega_{\text{Eff}}(\mathbf{O}; \boldsymbol{\theta}, \eta) \\ &= \underbrace{(1 - A)\beta_1(\mathbf{X}; \eta)\alpha_1(Y_1, \mathbf{X}; \eta)\{\Omega(Y_1, \mathbf{X}; \boldsymbol{\theta}) - \mu_{\Omega}(\mathbf{X}; \boldsymbol{\theta}, \eta)\} + A\mu_{\Omega}(\mathbf{X}; \boldsymbol{\theta}, \eta)}_{=:\Omega_{\text{DR}}(\mathbf{O}_1; \boldsymbol{\theta}, \eta)} \\ &+ \underbrace{(2A - 1)\beta_1(\mathbf{X}; \eta)\alpha_1(Y_1, \mathbf{X}; \eta) \frac{f_{1A|X}(Y_0, 0 \mid \mathbf{X}; \eta)}{f_{0A|X}(Y_0, A \mid \mathbf{X}; \eta)}\{\Omega(Y_1, \mathbf{X}; \boldsymbol{\theta}) - \mu_{\Omega}(\mathbf{X}; \boldsymbol{\theta}, \eta)\}}_{=:\Omega_{\text{Aug}}(\mathbf{O}_0; \boldsymbol{\theta}, \eta)} . \end{aligned}$$

Let the Jacobian matrices of  $\mu_{\Omega}(\mathbf{X}; \boldsymbol{\theta}, \eta)$  is given as

$$\begin{aligned} \nabla_{\boldsymbol{\theta}} \mu_{\Omega}(\mathbf{X}; \boldsymbol{\theta}, \eta) &= \nabla_{\boldsymbol{\theta}} \mathbb{E}^{(\eta)}\{\Omega(Y_1^{(0)}, \mathbf{X}; \boldsymbol{\theta}) \mid A = 1, \mathbf{X}\} = \left[ \frac{\partial \mu_{\Omega, i}(\boldsymbol{\theta})}{\partial \theta_j} \right]_{i,j} \in \mathbb{R}^{p \times p} , \\ \nabla_{\eta} \mu_{\Omega}(\mathbf{X}; \boldsymbol{\theta}, \eta) &= \nabla_{\eta} \mathbb{E}^{(\eta)}\{\Omega(Y_1^{(0)}, \mathbf{X}; \boldsymbol{\theta}) \mid A = 1, \mathbf{X}\} = \left[ \frac{\partial \mu_{\Omega, 1}(\boldsymbol{\theta})}{\partial \eta} , \dots , \frac{\partial \mu_{\Omega, p}(\boldsymbol{\theta})}{\partial \eta} \right]^{\top} \in \mathbb{R}^{p \times 1} . \end{aligned}$$

Let  $\boldsymbol{\theta}(\eta)$  be the solution to the moment equation:

$$0 = \mathbb{E}^{(\eta)}\{\Omega_{\text{Eff}}(\mathbf{O}; \boldsymbol{\theta}(\eta), \eta)\} . \quad (52)$$

We take the derivative of the moment equation (52) at  $\eta$ , which yields

$$\begin{aligned} 0 &= \frac{\partial}{\partial \eta} \mathbb{E}^{(\eta)}\{\Omega_{\text{Eff}}(\mathbf{O}_1; \boldsymbol{\theta}(\eta), \eta)\} \\ &= \mathbb{E}^{(\eta)}\left\{s_1(\mathbf{O}_1; \eta)\Omega_{\text{DR}}(\mathbf{O}_1; \boldsymbol{\theta}(\eta), \eta)\right\} \\ &+ \mathbb{E}^{(\eta)}\left[(1 - A)s_{\alpha}(Y_1, \mathbf{X}; \eta)\beta_1(\mathbf{X}; \eta)\alpha_1(Y_1, \mathbf{X}; \eta)\{\Omega(Y_1, \mathbf{X}; \boldsymbol{\theta}(\eta)) - \mu_{\Omega}(\mathbf{X}; \boldsymbol{\theta}(\eta), \eta)\}\right] \\ &+ \underbrace{\mathbb{E}^{(\eta)}\left[(1 - A)s_{\beta}(\mathbf{X}; \eta)\beta_1(\mathbf{X}; \eta)\alpha_1(Y_1, \mathbf{X}; \eta)\{\Omega(Y_1, \mathbf{X}; \boldsymbol{\theta}(\eta)) - \mu_{\Omega}(\mathbf{X}; \boldsymbol{\theta}(\eta), \eta)\}\right]}_{=0} \\ &+ \underbrace{\nabla_{\eta} \mathbb{E}^{(\eta)}\left[\{(1 - A)\beta_1(\mathbf{X}; \eta)\alpha_1(Y_1, \mathbf{X}; \eta) - A\}\mu_{\Omega}(\mathbf{X}; \boldsymbol{\theta}(\eta), \eta)\right]}_{=0} \end{aligned}$$

$$\begin{aligned}
& + \nabla_{\theta}^T \mathbb{E}^{(\eta)} \left[ (1-A)\beta_1(\mathbf{X}; \eta) \alpha_1(Y_1, \mathbf{X}; \eta) \Omega(Y_1, \mathbf{X}; \theta(\eta)) \right] \frac{\partial \theta(\eta)}{\partial \eta} \\
& + \underbrace{\nabla_{\theta}^T \mathbb{E}^{(\eta)} \left[ \{(1-A)\beta_1(\mathbf{X}; \eta) \alpha_1(Y_1, \mathbf{X}; \eta) - A\} \mu_{\Omega}(\mathbf{X}; \theta(\eta), \eta) \right]}_{=0} \frac{\partial \theta(\eta)}{\partial \eta} \\
& = \mathbb{E}^{(\eta)} \left\{ s_1(\mathbf{O}_1; \eta) \Omega_{\text{DR}}(\mathbf{O}_1; \theta(\eta), \eta) \right\} \\
& + \mathbb{E}^{(\eta)} \left[ (1-A)s_{\alpha}(Y_1, \mathbf{X}; \eta) \beta_1(\mathbf{X}; \eta) \alpha_1(Y_1, \mathbf{X}; \eta) \{ \Omega(Y_1, \mathbf{X}; \theta(\eta)) - \mu_{\Omega}(\mathbf{X}; \theta(\eta), \eta) \} \right] \\
& + \nabla_{\theta}^T \mathbb{E}^{(\eta)} \left[ (1-A)\beta_1(\mathbf{X}; \eta) \alpha_1(Y_1, \mathbf{X}; \eta) \Omega(Y_1, \mathbf{X}; \theta(\eta)) \right] \frac{\partial \theta(\eta)}{\partial \eta} .
\end{aligned}$$

The underbraced terms are zero, which are shown in (28). Therefore, we obtain

$$\begin{aligned}
\frac{\partial \theta(\eta)}{\partial \eta} & = - \left[ \underbrace{\nabla_{\theta}^T \mathbb{E}^{(\eta)} \left[ (1-A)\beta_1(\mathbf{X}; \eta) \alpha_1(Y_1, \mathbf{X}; \eta) \Omega(Y_1, \mathbf{X}; \theta(\eta)) \right]}_{=: V_{\text{Eff}}(\theta(\eta), \eta)} \right]^{-1} \\
& \quad \times \left[ \mathbb{E}^{(\eta)} \left\{ s_1(\mathbf{O}_1; \eta) \Omega_{\text{DR}}(\mathbf{O}_1; \theta(\eta), \eta) \right\} + \mathbb{E}^{(\eta)} \left[ \begin{array}{l} (1-A)s_{\alpha}(Y_1, \mathbf{X}; \eta) \beta_1(\mathbf{X}; \eta) \alpha_1(Y_1, \mathbf{X}; \eta) \\ \times \{ \Omega(Y_1, \mathbf{X}; \theta(\eta)) - \mu_{\Omega}(\mathbf{X}; \theta(\eta), \eta) \} \end{array} \right] \right] .
\end{aligned}$$

Recall that the conjectured EIF is  $\text{IF}^*(\mathbf{O}; \theta^*) = - \left\{ V_{\text{Eff}}^*(\theta^*) \right\}^{-1} \Omega_{\text{Eff}}^*(\mathbf{O}; \theta^*)$  where

$$\begin{aligned}
V_{\text{Eff}}^*(\theta^*) & = \nabla_{\theta}^T \mathbb{E} \{ \Omega_{\text{Eff}}(\mathbf{O}; \theta) \} \big|_{\theta=\theta^*} = \nabla_{\theta}^T \mathbb{E} \{ A \Omega(Y_1, \mathbf{X}; \theta) \} \big|_{\theta=\theta^*} \\
& = \nabla_{\theta}^T \mathbb{E} \{ (1-A)\beta_1^*(\mathbf{X}) \alpha_1^*(Y_1, \mathbf{X}) \Omega(Y_1, \mathbf{X}; \theta^*) \} \big|_{\theta=\theta^*} = V_{\text{Eff}}(\theta(\eta^*), \eta^*) .
\end{aligned}$$

Recall that the tangent space of the model  $\mathcal{M}_{\text{OREC}}$ , defined in (24), is the entire Hilbert space of mean-zero, square-integrable functions of  $\mathbf{O}$ . Therefore, to show that  $\text{IF}^*$  is the EIF, it suffices to show that  $\theta$  is a differentiable parameter; i.e.,

$$\mathbb{E} \{ s_{\mathbf{O}}(\mathbf{O}; \eta^*) \text{IF}^*(\mathbf{O}; \theta^*) \} = \frac{\partial \theta(\eta)}{\partial \eta} \bigg|_{\eta=\eta^*} .$$

Since  $V_{\text{Eff}}^*(\theta^*)$  is included in both hand sides, it is sufficient to show

$$\begin{aligned}
\mathbb{E} \{ s_{\mathbf{O}}(\mathbf{O}; \eta^*) \Omega_{\text{Eff}}^*(\mathbf{O}; \theta^*) \} & = \mathbb{E} \left\{ s_1(\mathbf{O}_1; \eta^*) \Omega_{\text{DR}}^*(\mathbf{O}_1; \theta^*) \right\} \\
& + \mathbb{E} \left[ (1-A)s_{\alpha}(Y_1, \mathbf{X}; \eta^*) \beta_1^*(\mathbf{X}) \alpha_1^*(Y_1, \mathbf{X}) \{ \Omega(Y_1, \mathbf{X}; \theta^*) - \mu_{\Omega}^*(\mathbf{X}; \theta^*) \} \right] .
\end{aligned}$$

The left hand side is

$$\begin{aligned}
\mathbb{E} \{ s_{\mathbf{O}}(\mathbf{O}; \eta^*) \Omega_{\text{Eff}}^*(\mathbf{O}; \theta^*) \} & = \underbrace{\mathbb{E} \{ s_{0|1}(Y_0 \mid \mathbf{O}_1; \eta^*) \Omega_{\text{DR}}^*(\mathbf{O}_1; \theta^*) \}}_{=0} + \mathbb{E} \{ s_1(\mathbf{O}_1; \eta^*) \Omega_{\text{DR}}^*(\mathbf{O}_1; \theta^*) \} \\
& + \underbrace{\mathbb{E} \{ s_{1|0}(Y_1 \mid \mathbf{O}_0; \eta^*) \Omega_{\text{Aug}}^*(\mathbf{O}_0; \theta^*) \}}_{=0} + \mathbb{E} \{ s_0(\mathbf{O}_0; \eta^*) \Omega_{\text{Aug}}^*(\mathbf{O}_0; \theta^*) \} \\
& = \mathbb{E} \{ s_1(\mathbf{O}_1; \eta^*) \Omega_{\text{DR}}^*(\mathbf{O}_1; \theta^*) \} + \mathbb{E} \{ s_0(\mathbf{O}_0; \eta^*) \Omega_{\text{Aug}}^*(\mathbf{O}_0; \theta^*) \} .
\end{aligned}$$

Therefore, it suffices to show

$$\mathbb{E}\left[(1-A)s_\alpha(Y_1, \mathbf{X}; \eta^*)\beta_1^*(\mathbf{X})\alpha_1^*(Y_1, \mathbf{X})\{\Omega(Y_1, \mathbf{X}; \boldsymbol{\theta}^*) - \mu_\Omega^*(\mathbf{X}; \boldsymbol{\theta}^*)\}\right] = \mathbb{E}\{s_0(\mathbf{O}_0; \eta^*)\Omega_{\text{Aug}}^*(\mathbf{O}_0; \boldsymbol{\theta}^*)\} ,$$

which can be established in the same way as (30). This concludes that  $\boldsymbol{\theta}(\eta)$  is a differentiable parameter, i.e.,

$$\mathbb{E}\{s_0(\mathbf{O}; \eta^*)\text{IF}^*(\mathbf{O}; \boldsymbol{\theta}^*)\} = \frac{\partial \boldsymbol{\theta}(\eta)}{\partial \eta} \Big|_{\eta=\eta^*} .$$

Consequently,  $\text{IF}^*(\mathbf{O}; \boldsymbol{\theta}^*)$  is the EIF of  $\boldsymbol{\theta}^*$  in the model  $\mathcal{M}_{\text{OREC}}$ .

## C.5 Proof of Theorem A.5

### Consistency of $\hat{\boldsymbol{\theta}}$

Since  $\hat{\boldsymbol{\theta}} = K^{-1} \sum_{k=1}^K \hat{\boldsymbol{\theta}}^{(k)}$ , it suffices to show that  $\hat{\boldsymbol{\theta}}^{(k)} = \boldsymbol{\theta}^* + o_P(1)$ . We will apply Theorem 5.9 of van der Vaart (1998) to  $\hat{\boldsymbol{\theta}}^{(k)}$ , which is given below:

**Theorem C.1** (Theorem 5.9 of van der Vaart (1998)). *Let  $\Psi_n$  be random vector-valued functions and let  $\Psi$  be a fixed vector-valued function of  $\theta$  such that*

$$(C1) \quad \sup_{\theta \in \Theta} \|\Psi_n(\theta) - \Psi(\theta)\| = o_P(1).$$

$$(C2) \quad \text{For every } \epsilon > 0, \inf_{\theta: d(\theta, \theta_0) \geq \epsilon} \|\Psi(\theta)\| > 0 = \|\Psi(\theta_0)\|.$$

$$(C3) \quad \text{An estimator } \hat{\theta}_n \text{ satisfies } \Psi_n(\hat{\theta}_n) = o_P(1).$$

*Then,  $\hat{\theta}_n = \theta_0 + o_P(1)$ .*

We establish the assumptions of Theorem C.1. From the law of large numbers, we find  $\mathbb{P}_{\mathcal{I}_k}\{\hat{\Omega}_{\text{Eff}}^{(-k)}(\mathbf{O}; \boldsymbol{\theta})\} - \mathbb{E}^{(-k)}\{\hat{\Omega}_{\text{Eff}}^{(-k)}(\mathbf{O}; \boldsymbol{\theta})\} = O_P(|\mathcal{I}_k|^{-1/2})$  holds for any  $\boldsymbol{\theta}$ . Additionally, from (42), we find  $\mathbb{E}^{(-k)}\{\hat{\Omega}_{\text{Eff}}^{(-k)}(\mathbf{O}; \boldsymbol{\theta})\} - \mathbb{E}^{(-k)}\{\Omega_{\text{Eff}}^*(\mathbf{O}; \boldsymbol{\theta})\} = o_P(|\mathcal{I}_k|^{-1/2})$ . Combining these two results, we find (C1) of Theorem C.1 is satisfied as  $\mathbb{P}_{\mathcal{I}_k}\{\hat{\Omega}_{\text{Eff}}^{(-k)}(\mathbf{O}; \boldsymbol{\theta})\} - \mathbb{E}^{(-k)}\{\Omega_{\text{Eff}}^*(\mathbf{O}; \boldsymbol{\theta})\} = o_P(1)$  for all  $\boldsymbol{\theta} \in \Theta$ . Next, (C2) of Theorem C.1 is already satisfied because it is the same as Regularity condition (R3). Lastly, note that  $\hat{\boldsymbol{\theta}}^{(k)}$  is the solution satisfying (C3) of Theorem C.1 with  $o_P(N^{-1/2}) = \mathbb{P}_{\mathcal{I}_k}\{\hat{\Omega}_{\text{Eff}}^{(-k)}(\mathbf{O}; \hat{\boldsymbol{\theta}}^{(k)})\}$ . Therefore, we have  $\hat{\boldsymbol{\theta}}^{(k)} = \boldsymbol{\theta}^* + o_P(1)$  from Theorem C.1.

### Asymptotic Normality of $\hat{\boldsymbol{\theta}}$

If we show that  $\hat{\boldsymbol{\theta}}^{(k)}$  has the asymptotic representation as

$$|\mathcal{I}_k|^{1/2} \left\{ \hat{\boldsymbol{\theta}}^{(k)} - \boldsymbol{\theta}^* \right\} = \frac{1}{|\mathcal{I}_k|^{1/2}} \sum_{i \in \mathcal{I}_k} \text{IF}(\mathbf{O}_i; \boldsymbol{\theta}^*) + o_P(1) , \quad (53)$$

then we establish  $\widehat{\boldsymbol{\theta}} = K^{-1} \sum_{k=1}^K \widehat{\boldsymbol{\theta}}^{(k)}$  has the asymptotic representation as

$$\sqrt{N}(\widehat{\boldsymbol{\theta}} - \boldsymbol{\theta}^*) = \frac{1}{\sqrt{N}} \sum_{i=1}^N \text{IF}^*(\mathbf{O}_i; \boldsymbol{\theta}^*) + o_P(1).$$

Therefore, the asymptotic normality result holds from the central limit theorem. Thus, we focus on showing that (53) holds.

To show the asymptotic normality, we use Theorem 5.21 of [van der Vaart \(1998\)](#):

**Theorem C.2** (Theorem 5.21 of [van der Vaart \(1998\)](#)). *For each  $\theta$  in an open subset of Euclidean space, let  $x \mapsto \psi_\theta(x)$  be a measurable vector-valued function such that*

$$(C1) \quad \mathbb{G}_n(\psi_{\widehat{\theta}_n}) - \mathbb{G}_n(\psi_{\theta_0}) = o_P(1).$$

$$(C2) \quad \mathbb{E}\{\|\psi_{\theta_0}\|^2\} < \infty \text{ and that the map } \theta \mapsto \mathbb{E}(\psi_\theta) \text{ is differentiable at zero } \theta_0 \text{ with nonsingular derivative matrix } V_{\theta_0}.$$

$$(C3) \quad \mathbb{P}_n \psi_{\widehat{\theta}_n} = o_P(N^{-1/2}).$$

$$(C4) \quad \widehat{\theta}_n = \theta_0 + o_P(1).$$

$$\text{Then, } \sqrt{n}(\widehat{\theta}_n - \theta_0) = -V_{\theta_0}^{-1} \frac{1}{\sqrt{n}} \sum_{i=1}^n \psi_{\theta_0}(X_i) + o_P(1).$$

We first show that  $\mathbb{E}\{\|\Omega_{\text{Eff}}^*(\mathbf{O}; \widehat{\boldsymbol{\theta}}^{(k)}) - \Omega_{\text{Eff}}^*(\mathbf{O}; \boldsymbol{\theta}^*)\|_2^2\} \lesssim \|\widehat{\boldsymbol{\theta}}^{(k)} - \boldsymbol{\theta}^*\|_2^2 = o_P(1)$ . For given nuisance functions  $\boldsymbol{\eta}$ , we find

$$\Omega_{\text{Eff}}(\mathbf{O}; \boldsymbol{\theta}_1, \boldsymbol{\eta}) - \Omega_{\text{Eff}}(\mathbf{O}; \boldsymbol{\theta}_2, \boldsymbol{\eta}) = \begin{bmatrix} (1-A)\beta_1(\mathbf{X})\alpha_1(Y_1, \mathbf{X})\{\Omega(Y_1, \mathbf{X}; \boldsymbol{\theta}_1) - \Omega(Y_1, \mathbf{X}; \boldsymbol{\theta}_2)\} \\ -(1-A)\beta_1(\mathbf{X})\alpha_1(Y_1, \mathbf{X})\{\mu_\Omega(\mathbf{X}; \boldsymbol{\theta}_1, \boldsymbol{\eta}) - \mu_\Omega(\mathbf{X}; \boldsymbol{\theta}_2, \boldsymbol{\eta})\} \\ +A\{\mu_\Omega(\mathbf{X}; \boldsymbol{\theta}_1, \boldsymbol{\eta}) - \mu_\Omega(\mathbf{X}; \boldsymbol{\theta}_2, \boldsymbol{\eta})\} \\ +(2A-1)R(Y_0, A, \mathbf{X})\{\Omega(Y_0, \mathbf{X}; \boldsymbol{\theta}_1) - \Omega(Y_0, \mathbf{X}; \boldsymbol{\theta}_2)\} \\ -(2A-1)R(Y_0, A, \mathbf{X})\{\mu_\Omega(\mathbf{X}; \boldsymbol{\theta}_1, \boldsymbol{\eta}) - \mu_\Omega(\mathbf{X}; \boldsymbol{\theta}_2, \boldsymbol{\eta})\} \end{bmatrix}. \quad (54)$$

If the nuisance functions are uniformly bounded,  $\|\Omega_{\text{Eff}}(\mathbf{O}; \boldsymbol{\theta}_1, \boldsymbol{\eta}) - \Omega_{\text{Eff}}(\mathbf{O}; \boldsymbol{\theta}_2, \boldsymbol{\eta})\|_2^2$  is represented as

$$\begin{aligned} \|\Omega_{\text{Eff}}(\mathbf{O}; \boldsymbol{\theta}_1, \boldsymbol{\eta}) - \Omega_{\text{Eff}}(\mathbf{O}; \boldsymbol{\theta}_2, \boldsymbol{\eta})\|_2^2 &= \begin{bmatrix} (1-A)\beta_1(\mathbf{X})\alpha_1(Y_1, \mathbf{X})\|\Omega(Y_1, \mathbf{X}; \boldsymbol{\theta}_1) - \Omega(Y_1, \mathbf{X}; \boldsymbol{\theta}_2)\|_2^2 \\ -(1-A)\beta_1(\mathbf{X})\alpha_1(Y_1, \mathbf{X})\|\mu_\Omega(\mathbf{X}; \boldsymbol{\theta}_1, \boldsymbol{\eta}) - \mu_\Omega(\mathbf{X}; \boldsymbol{\theta}_2, \boldsymbol{\eta})\|_2^2 \\ +A\|\mu_\Omega(\mathbf{X}; \boldsymbol{\theta}_1, \boldsymbol{\eta}) - \mu_\Omega(\mathbf{X}; \boldsymbol{\theta}_2, \boldsymbol{\eta})\|_2^2 \\ +(2A-1)R(Y_0, A, \mathbf{X})\|\Omega(Y_0, \mathbf{X}; \boldsymbol{\theta}_1) - \Omega(Y_0, \mathbf{X}; \boldsymbol{\theta}_2)\|_2^2 \\ -(2A-1)R(Y_0, A, \mathbf{X})\|\mu_\Omega(\mathbf{X}; \boldsymbol{\theta}_1, \boldsymbol{\eta}) - \mu_\Omega(\mathbf{X}; \boldsymbol{\theta}_2, \boldsymbol{\eta})\|_2^2 \end{bmatrix} \\ &\lesssim \begin{bmatrix} (1-A)\beta_1^*(\mathbf{X})\alpha_1^*(Y_1, \mathbf{X})\|\Omega(Y_1, \mathbf{X}; \boldsymbol{\theta}_1) - \Omega(Y_1, \mathbf{X}; \boldsymbol{\theta}_2)\|_2^2 \\ +\|\mu_\Omega(\mathbf{X}; \boldsymbol{\theta}_1, \boldsymbol{\eta}) - \mu_\Omega(\mathbf{X}; \boldsymbol{\theta}_2, \boldsymbol{\eta})\|_2^2 \\ +(1-A)R^*(Y_0, A, \mathbf{X})\|\Omega(Y_0, \mathbf{X}; \boldsymbol{\theta}_1) - \Omega(Y_0, \mathbf{X}; \boldsymbol{\theta}_2)\|_2^2 \\ +AR^*(Y_0, A, \mathbf{X})\|\Omega(Y_0, \mathbf{X}; \boldsymbol{\theta}_1) - \Omega(Y_0, \mathbf{X}; \boldsymbol{\theta}_2)\|_2^2 \end{bmatrix}. \end{aligned} \quad (55)$$

From the Taylor expansion, we find

$$\mu_\Omega(\mathbf{X}; \boldsymbol{\theta}_1, \boldsymbol{\eta}) - \mu_\Omega(\mathbf{X}; \boldsymbol{\theta}_2, \boldsymbol{\eta}) = \mathcal{J}(\mathbf{x}; \boldsymbol{\theta}_2, \boldsymbol{\eta})(\boldsymbol{\theta}_1 - \boldsymbol{\theta}_2) + r_\Omega(\mathbf{x}; \boldsymbol{\theta}_1, \boldsymbol{\theta}_2, \boldsymbol{\eta})(\boldsymbol{\theta}_1 - \boldsymbol{\theta}_2)$$

where  $\mathcal{J}(\mathbf{x}; \boldsymbol{\theta}, \boldsymbol{\eta})$  is the Jacobian matrix  $\nabla_{\boldsymbol{\theta}}^\top \mu_\Omega(\mathbf{X}; \boldsymbol{\theta}; \boldsymbol{\eta})$ , and the remainder  $r_\Omega(\mathbf{x}; \boldsymbol{\theta}_1, \boldsymbol{\theta}_2, \boldsymbol{\eta})$  is uniformly bounded and satisfies  $\lim_{\boldsymbol{\theta}_1 \rightarrow \boldsymbol{\theta}_2} r_\Omega(\mathbf{x}; \boldsymbol{\theta}_1, \boldsymbol{\theta}_2, \boldsymbol{\eta}) = 0$ . This indicates  $\|\mu_\Omega(\mathbf{X}; \boldsymbol{\theta}_1, \boldsymbol{\eta}) - \mu_\Omega(\mathbf{X}; \boldsymbol{\theta}_2, \boldsymbol{\eta})\|_2^2 \leq \omega_1(\mathbf{X}, \boldsymbol{\eta}) \|\boldsymbol{\theta}_1 - \boldsymbol{\theta}_2\|_2^2$  for some bounded function  $\omega_1$ . Then, the expectation of (55) is

$$\begin{aligned} & \mathbb{E}\{\|\Omega_{\text{Eff}}(\mathbf{O}; \boldsymbol{\theta}_1, \boldsymbol{\eta}) - \Omega_{\text{Eff}}(\mathbf{O}; \boldsymbol{\theta}_2, \boldsymbol{\eta})\|_2^2\} \\ & \lesssim \mathbb{E}\left[\int_{S_1(0)} \alpha_1^*(y, \mathbf{X}) \|\Omega(y, \mathbf{X}; \boldsymbol{\theta}_1, \boldsymbol{\eta}) - \Omega(y, \mathbf{X}; \boldsymbol{\theta}_2, \boldsymbol{\eta})\|_2^2 f_{1|AX}^*(y | 0, \mathbf{X}) dy + \|\mu_\Omega(\mathbf{X}; \boldsymbol{\theta}_1, \boldsymbol{\eta}) - \mu_\Omega(\mathbf{X}; \boldsymbol{\theta}_2, \boldsymbol{\eta})\|_2^2\right] \\ & \lesssim \mathbb{E}\left[\int_{S_1(0)} \alpha_1^*(y, \mathbf{X}) \{\Omega(y, \mathbf{X}; \boldsymbol{\theta}_1) - \Omega(y, \mathbf{X}; \boldsymbol{\theta}_2)\}^2 f_{1|AX}^*(y | 0, \mathbf{X}) dy + \omega_1(\mathbf{X}, \boldsymbol{\eta}) \|\boldsymbol{\theta}_1 - \boldsymbol{\theta}_2\|_2^2\right] \\ & \lesssim \mathbb{E}\{\omega(\mathbf{X}, \boldsymbol{\eta}^*) + \omega_1(\mathbf{X}, \boldsymbol{\eta})\} \|\boldsymbol{\theta}_1 - \boldsymbol{\theta}_2\|_2^2 \leq C(\boldsymbol{\eta}) \cdot \|\boldsymbol{\theta}_1 - \boldsymbol{\theta}_2\|_2^2, \end{aligned} \quad (56)$$

The first inequality holds from (55), and the second inequality is from the established result above. The third inequality is from Regularity condition (R6). The last line is from the boundedness of  $\omega$  and  $\omega_1$ .

We first show that Condition (C1) of Theorem C.2 is satisfied. From Condition (R5), we find  $\{\Omega_{\text{Eff}}^*(\mathbf{O}; \boldsymbol{\theta}) \mid \boldsymbol{\theta} \in \Theta\}$  is  $P$ -Donsker. Additionally, from (56),  $\mathbb{E}\{\|\Omega_{\text{Eff}}^*(\mathbf{O}; \widehat{\boldsymbol{\theta}}^{(k)}) - \Omega_{\text{Eff}}^*(\mathbf{O}; \boldsymbol{\theta}^*)\|_2^2\} \lesssim \|\widehat{\boldsymbol{\theta}}^{(k)} - \boldsymbol{\theta}^*\|_2^2 = o_P(1)$  by taking  $\boldsymbol{\eta}$  as the true nuisance components. Therefore, we obtain  $\mathbb{G}_{\mathcal{I}_k}\{\Omega_{\text{Eff}}^*(\mathbf{O}; \widehat{\boldsymbol{\theta}}^{(k)})\} - \mathbb{G}_{\mathcal{I}_k}\{\Omega_{\text{Eff}}^*(\mathbf{O}; \boldsymbol{\theta}^*)\} = o_P(1)$  from Lemma 19.24 of van der Vaart (1998):

**Lemma C.3** (Lemma 19.24 of van der Vaart (1998)). *Suppose that  $\mathcal{F}$  is a  $P$ -Donsker class of measurable functions and  $\widehat{f}_n$  is a sequence of random functions that take their values in  $\mathcal{F}$  such that  $\int (\widehat{f}_n(x) - f_0(x))^2 dP(x)$  converges in probability to 0 for some  $f_0 \in L_2(P)$ . Then,  $\mathbb{G}_n(\widehat{f}_n - f_0) = o_P(1)$  and hence  $\mathbb{G}_n(\widehat{f}_n) \xrightarrow{D} \mathbb{G}_P f_0$ .*

Condition (C2) of Theorem C.2 is implied by Regularity condition (R2) and (R4).

To show (C3), we find

$$0 = \mathbb{P}_{\mathcal{I}_k}\{\widehat{\Omega}_{\text{Eff}}^{(-k)}(\mathbf{O}; \widehat{\boldsymbol{\theta}}^{(k)})\} = \mathbb{P}_{\mathcal{I}_k}\{\Omega_{\text{Eff}}^*(\mathbf{O}; \widehat{\boldsymbol{\theta}}^{(k)})\} + [\mathbb{P}_{\mathcal{I}_k}\{\widehat{\Omega}_{\text{Eff}}^{(-k)}(\mathbf{O}; \widehat{\boldsymbol{\theta}}^{(k)})\} - \mathbb{P}_{\mathcal{I}_k}\{\Omega_{\text{Eff}}^*(\mathbf{O}; \widehat{\boldsymbol{\theta}}^{(k)})\}].$$

For each  $\boldsymbol{\theta}$ , we find

$$\begin{aligned} & |\mathcal{I}_k|^{1/2} [\mathbb{P}_{\mathcal{I}_k}\{\widehat{\Omega}_{\text{Eff}}^{(-k)}(\mathbf{O}; \boldsymbol{\theta})\} - \mathbb{P}_{\mathcal{I}_k}\{\Omega_{\text{Eff}}^*(\mathbf{O}; \boldsymbol{\theta})\}] \\ & = |\mathcal{I}_k|^{-1/2} \sum_{i \in \mathcal{I}_k} \left\{ \widehat{\Omega}_{\text{Eff}}^{(-k)}(\mathbf{O}; \boldsymbol{\theta}) - \Omega_{\text{Eff}}^*(\mathbf{O}; \boldsymbol{\theta}) \right\} \\ & = |\mathcal{I}_k|^{-1/2} \sum_{i \in \mathcal{I}_k} \left\{ \widehat{\Omega}_{\text{Eff}}^{(-k)}(\mathbf{O}; \boldsymbol{\theta}) - \Omega_{\text{Eff}}^*(\mathbf{O}; \boldsymbol{\theta}) - \mathbb{E}^{(-k)}\{\widehat{\Omega}_{\text{Eff}}^{(-k)}(\mathbf{O}; \boldsymbol{\theta})\} + \mathbb{E}^{(-k)}\{\Omega_{\text{Eff}}^*(\mathbf{O}; \boldsymbol{\theta})\} \right\} \end{aligned}$$

$$+ |\mathcal{I}_k|^{1/2} \left[ \mathbb{E}^{(-k)} \{ \widehat{\Omega}_{\text{Eff}}^{(-k)}(\mathbf{O}; \boldsymbol{\theta}) \} - \mathbb{E}^{(-k)} \{ \Omega_{\text{Eff}}^*(\mathbf{O}; \boldsymbol{\theta}^*) \} \right] = o_P(1) ,$$

where the last asymptotic result holds from (42) and (43). Combining the last two results, we establish  $\mathbb{P}_{\mathcal{I}_k} \{ \Omega_{\text{Eff}}^*(\mathbf{O}; \widehat{\boldsymbol{\theta}}^{(k)}) \} = o_P(|\mathcal{I}_k|^{-1/2})$ , satisfying (C3) of Theorem C.2.

Condition (C4) is established from Theorem C.1.

Since all conditions are met, the estimator  $\widehat{\boldsymbol{\theta}}^{(k)}$  has the asymptotic representation

$$|\mathcal{I}_k|^{1/2} \{ \widehat{\boldsymbol{\theta}}^{(k)} - \boldsymbol{\theta}^* \} = |\mathcal{I}_k|^{-1/2} \sum_{i \in \mathcal{I}_k} -\{V_{\text{Eff}}^*(\boldsymbol{\theta}^*)\}^{-1} \Omega_{\text{Eff}}^*(\mathbf{O}_i; \boldsymbol{\theta}^*) + o_P(1) = |\mathcal{I}_k|^{-1/2} \sum_{i \in \mathcal{I}_k} \text{IF}^*(\mathbf{O}_i; \boldsymbol{\theta}^*) + o_P(1) .$$

Here, we find the Jacobian of  $\Omega_{\text{Eff}}^*(\mathbf{O}; \boldsymbol{\theta}^*)$  is  $V_{\text{Eff}}^*(\boldsymbol{\theta}^*)$  as follows:

$$\begin{aligned} \nabla_{\boldsymbol{\theta}}^{\top} \mathbb{E} \{ \Omega_{\text{Eff}}^*(\mathbf{O}; \boldsymbol{\theta}) \} \Big|_{\boldsymbol{\theta}=\boldsymbol{\theta}^*} &= \nabla_{\boldsymbol{\theta}}^{\top} \mathbb{E} \left[ \begin{aligned} &(1-A)\beta_1^*(\mathbf{X})\alpha_1^*(Y_1, \mathbf{X}) \{ \Omega(Y_1, \mathbf{X}; \boldsymbol{\theta}) - \mu_{\Omega}^*(\mathbf{X}; \boldsymbol{\theta}) \} + A\mu_{\Omega}^*(\mathbf{X}; \boldsymbol{\theta}) \\ &+ (2A-1)R^*(Y_0, A, \mathbf{X}) \{ \Omega(Y_0, \mathbf{X}; \boldsymbol{\theta}) - \mu_{\Omega}^*(\mathbf{X}; \boldsymbol{\theta}) \} \end{aligned} \right] \Big|_{\boldsymbol{\theta}=\boldsymbol{\theta}^*} \\ &= \nabla_{\boldsymbol{\theta}}^{\top} \mathbb{E} \{ A\mu_{\Omega}^*(\mathbf{X}; \boldsymbol{\theta}) \} \Big|_{\boldsymbol{\theta}=\boldsymbol{\theta}^*} = \nabla_{\boldsymbol{\theta}}^{\top} \mathbb{E} \{ (1-A)\beta_1^*(\mathbf{X})\alpha_1^*(Y_1, \mathbf{X})\Omega(Y_1, \mathbf{X}; \boldsymbol{\theta}) \} \Big|_{\boldsymbol{\theta}=\boldsymbol{\theta}^*} = V_{\text{Eff}}^*(\boldsymbol{\theta}^*) \end{aligned}$$

### Consistency of Variance Matrix

For notational brevity, let  $\mathbf{v}^{\otimes 2} = \mathbf{v}\mathbf{v}^{\top}$ . Let  $\Sigma_M$  and  $\Sigma_B$  be the “meat” and “bread” of the sandwich variance matrix, i.e.,  $\Sigma_M := \mathbb{E} \{ \Omega_{\text{Eff}}^*(\mathbf{O}; \boldsymbol{\theta}^*)^{\otimes 2} \}$  and  $\Sigma_B := V_{\text{Eff}}^*(\boldsymbol{\theta}^*) = \nabla_{\boldsymbol{\theta}}^{\top} \mathbb{E} \{ A\mu_{\Omega}^*(\mathbf{X}; \boldsymbol{\theta}) \} \Big|_{\boldsymbol{\theta}=\boldsymbol{\theta}^*}$ .

Recall that the variance estimator can be written as  $\widehat{\Sigma} = \widehat{\Sigma}_B^{-1} \widehat{\Sigma}_M \widehat{\Sigma}_B^{-\top}$  where

$$\widehat{\Sigma}_B = K^{-1} \sum_{k=1}^K \widehat{\Sigma}_B^{(-k)} , \quad \widehat{\Sigma}_B^{(k)} = \mathbb{P}_{\mathcal{I}_k} \{ A\widehat{\mathcal{J}}^{(-k)}(\mathbf{X}; \widehat{\boldsymbol{\theta}}) \} , \quad \widehat{\Sigma}_M = K^{-1} \sum_{k=1}^K \widehat{\Sigma}_M^{(k)} , \quad \widehat{\Sigma}_M^{(k)} = \mathbb{P}_{\mathcal{I}_k} \{ \widehat{\Omega}_{\text{Eff}}^{(-k)}(\mathbf{O}; \widehat{\boldsymbol{\theta}})^{\otimes 2} \} .$$

To show the consistency of the variance estimator, we first consider the convergence of the numerator  $\widehat{\Sigma}_M$ ; note that it suffices to show that  $\widehat{\Sigma}_M^{(k)}$  is consistent for  $\Sigma_M$ . We find  $\widehat{\Sigma}_M^{(k)} - \Sigma_M$  is represented as

$$\begin{aligned} &\mathbb{P}_{\mathcal{I}_k} \left[ \widehat{\Omega}_{\text{Eff}}^{(-k)}(\mathbf{O}; \widehat{\boldsymbol{\theta}})^{\otimes 2} \right] - \mathbb{E} \left[ \Omega_{\text{Eff}}^*(\mathbf{O}; \boldsymbol{\theta}^*)^{\otimes 2} \right] \\ &= \mathbb{P}_{\mathcal{I}_k} \left[ \widehat{\Omega}_{\text{Eff}}^{(-k)}(\mathbf{O}; \widehat{\boldsymbol{\theta}})^{\otimes 2} \right] - \underbrace{\mathbb{P}_{\mathcal{I}_k} \left[ \Omega_{\text{Eff}}^*(\mathbf{O}; \boldsymbol{\theta}^*)^{\otimes 2} \right] - \mathbb{E} \left[ \Omega_{\text{Eff}}^*(\mathbf{O}; \boldsymbol{\theta}^*)^{\otimes 2} \right]}_{=o_P(1)} , \end{aligned}$$

where the latter term is  $o_P(1)$  from the law of large numbers. Therefore, it suffices to show the first term is  $o_P(1)$ , which is further decomposed as follows.

$$\begin{aligned} \mathbb{P}_{\mathcal{I}_k} \left[ \widehat{\Omega}_{\text{Eff}}^{(-k)}(\mathbf{O}; \widehat{\boldsymbol{\theta}})^{\otimes 2} - \Omega_{\text{Eff}}^*(\mathbf{O}; \boldsymbol{\theta}^*)^{\otimes 2} \right] &= \mathbb{P}_{\mathcal{I}_k} \left[ \{ \widehat{\Omega}_{\text{Eff}}^{(-k)}(\mathbf{O}; \widehat{\boldsymbol{\theta}}) - \Omega_{\text{Eff}}^*(\mathbf{O}; \boldsymbol{\theta}^*) \}^{\otimes 2} \right] \\ &\quad + \mathbb{P}_{\mathcal{I}_k} \left[ \{ \Omega_{\text{Eff}}^*(\mathbf{O}; \boldsymbol{\theta}^*) \} \{ \widehat{\Omega}_{\text{Eff}}^{(-k)}(\mathbf{O}; \widehat{\boldsymbol{\theta}}) - \Omega_{\text{Eff}}^*(\mathbf{O}; \boldsymbol{\theta}^*) \}^{\top} \right] \\ &\quad + \mathbb{P}_{\mathcal{I}_k} \left[ \{ \widehat{\Omega}_{\text{Eff}}^{(-k)}(\mathbf{O}; \widehat{\boldsymbol{\theta}}) - \Omega_{\text{Eff}}^*(\mathbf{O}; \boldsymbol{\theta}^*) \} \{ \Omega_{\text{Eff}}^*(\mathbf{O}; \boldsymbol{\theta}^*) \}^{\top} \right] . \end{aligned}$$



Therefore, the 2-norm of the above term is upper bounded as follows:

$$\begin{aligned}
& \left\| \mathbb{P}_{\mathcal{I}_k} \left[ \widehat{\Omega}_{\text{Eff}}^{(-k)}(\mathbf{O}; \widehat{\boldsymbol{\theta}})^{\otimes 2} - \Omega_{\text{Eff}}^*(\mathbf{O}; \boldsymbol{\theta}^*)^{\otimes 2} \right] \right\|_2 \\
& \leq \left\| \mathbb{P}_{\mathcal{I}_k} \left[ \left\{ \widehat{\Omega}_{\text{Eff}}^{(-k)}(\mathbf{O}; \widehat{\boldsymbol{\theta}}) - \Omega_{\text{Eff}}^*(\mathbf{O}; \boldsymbol{\theta}^*) \right\}^{\otimes 2} \right] \right\|_2 + 2 \mathbb{P}_{\mathcal{I}_k} \left[ \left\| \Omega_{\text{Eff}}^*(\mathbf{O}; \boldsymbol{\theta}^*) \right\|_2 \left\| \widehat{\Omega}_{\text{Eff}}^{(-k)}(\mathbf{O}; \widehat{\boldsymbol{\theta}}) - \Omega_{\text{Eff}}^*(\mathbf{O}; \boldsymbol{\theta}^*) \right\|_2 \right] \\
& \leq \mathbb{P}_{\mathcal{I}_k} \left[ \left\| \widehat{\Omega}_{\text{Eff}}^{(-k)}(\mathbf{O}; \widehat{\boldsymbol{\theta}}) - \Omega_{\text{Eff}}^*(\mathbf{O}; \boldsymbol{\theta}^*) \right\|_2^2 \right] + 2 \left[ \mathbb{P}_{\mathcal{I}_k} \left[ \left\| \Omega_{\text{Eff}}^*(\mathbf{O}; \boldsymbol{\theta}^*) \right\|_2^2 \right] \right]^{1/2} \left[ \mathbb{P}_{\mathcal{I}_k} \left[ \left\| \widehat{\Omega}_{\text{Eff}}^{(-k)}(\mathbf{O}; \widehat{\boldsymbol{\theta}}) - \Omega_{\text{Eff}}^*(\mathbf{O}; \boldsymbol{\theta}^*) \right\|_2^2 \right] \right]^{1/2}.
\end{aligned}$$

From the law of large numbers, we have  $\mathbb{P}_{\mathcal{I}_k} \left[ \left\| \Omega_{\text{Eff}}^*(\mathbf{O}; \boldsymbol{\theta}^*) \right\|_2^2 \right] = \mathbb{E} \left[ \left\| \Omega_{\text{Eff}}^*(\mathbf{O}; \boldsymbol{\theta}^*) \right\|_2^2 \right] + o_P(1) = O_P(1)$ .

Therefore, to show the consistency of the numerator, it suffices to show that  $\mathbb{P}_{\mathcal{I}_k} \left[ \left\| \widehat{\Omega}_{\text{Eff}}^{(-k)}(\mathbf{O}; \widehat{\boldsymbol{\theta}}) - \Omega_{\text{Eff}}^*(\mathbf{O}; \boldsymbol{\theta}^*) \right\|_2^2 \right] = o_P(1)$ . We further obtain

$$\mathbb{P}_{\mathcal{I}_k} \left[ \left\| \widehat{\Omega}_{\text{Eff}}^{(-k)}(\mathbf{O}; \widehat{\boldsymbol{\theta}}) - \Omega_{\text{Eff}}^*(\mathbf{O}; \boldsymbol{\theta}^*) \right\|_2^2 \right] \leq \mathbb{P}_{\mathcal{I}_k} \left[ \left\| \widehat{\Omega}_{\text{Eff}}^{(-k)}(\mathbf{O}; \widehat{\boldsymbol{\theta}}^{(k)}) - \widehat{\Omega}_{\text{Eff}}^{(-k)}(\mathbf{O}; \boldsymbol{\theta}^*) \right\|_2^2 \right] \quad (57)$$

$$+ \mathbb{P}_{\mathcal{I}_k} \left[ \left\| \widehat{\Omega}_{\text{Eff}}^{(-k)}(\mathbf{O}; \boldsymbol{\theta}^*) - \Omega_{\text{Eff}}^*(\mathbf{O}; \boldsymbol{\theta}^*) \right\|_2^2 \right]. \quad (58)$$

To study the first term (57), we first establish that  $\widehat{\Omega}_{\text{Eff}}^{(-k)}(\mathbf{O}; \boldsymbol{\theta})$  is uniformly bounded. From Regularity condition (R2) and Assumption (A7), we find  $\widehat{\mu}_{\Omega}^{(-k)}(\mathbf{X}; \boldsymbol{\theta})$  is uniformly bounded:

$$\left\| \widehat{\mu}_{\Omega}^{(-k)}(\mathbf{X}; \boldsymbol{\theta}) \right\|_2 = \frac{\int_{S_1(0)} \left\| \Omega(y, \mathbf{X}; \boldsymbol{\theta}) \right\|_2 \widehat{\alpha}_1^{(-k)}(y, \mathbf{X}) \widehat{f}_1^{(-k)}(y | 0, \mathbf{X}) dy}{\int_{S_1(0)} \widehat{\alpha}_1^{(-k)}(y, \mathbf{X}) \widehat{f}_1^{(-k)}(y | 0, \mathbf{X}) dy} \leq C.$$

Therefore, we find  $\widehat{\Omega}_{\text{Eff}}^{(-k)}(\mathbf{O}; \boldsymbol{\theta})$  is also uniformly bounded:

$$\begin{aligned}
& \left\| \widehat{\Omega}_{\text{Eff}}^{(-k)}(\mathbf{O}; \boldsymbol{\theta}) \right\|_2 \\
& \leq \left\| (1 - A) \widehat{\beta}_1^{(-k)}(\mathbf{X}) \widehat{\alpha}_1^{(-k)}(Y_1, \mathbf{X}) \{ \Omega(Y_1, \mathbf{X}; \boldsymbol{\theta}) - \widehat{\mu}_{\Omega}^{(-k)}(\mathbf{X}; \boldsymbol{\theta}) \} \right\|_2 + \left\| A \widehat{\mu}_{\Omega}^{(-k)}(\mathbf{X}; \boldsymbol{\theta}) \right\|_2 \\
& \quad + \left\| (2A - 1) \widehat{R}^{(-k)}(Y_0, A, \mathbf{X}) \{ \Omega(Y_0, \mathbf{X}; \boldsymbol{\theta}) - \widehat{\mu}_{\Omega}^{(-k)}(\mathbf{X}; \boldsymbol{\theta}) \} \right\|_2 \\
& \leq \left\| \widehat{\beta}_1^{(-k)}(\mathbf{X}) \widehat{\alpha}_1^{(-k)}(Y_1, \mathbf{X}) \right\|_2 \left\{ \left\| \Omega(Y_1, \mathbf{X}; \boldsymbol{\theta}) \right\|_2 + \left\| \widehat{\mu}_{\Omega}^{(-k)}(\mathbf{X}; \boldsymbol{\theta}) \right\|_2 \right\} + \left\| \widehat{\mu}_{\Omega}^{(-k)}(\mathbf{X}; \boldsymbol{\theta}) \right\|_2 \\
& \quad + \left\| \widehat{R}^{(-k)}(Y_0, A, \mathbf{X}) \right\|_2 \left\{ \left\| \Omega(Y_0, \mathbf{X}; \boldsymbol{\theta}) \right\|_2 + \left\| \widehat{\mu}_{\Omega}^{(-k)}(\mathbf{X}; \boldsymbol{\theta}) \right\|_2 \right\} \\
& \leq C.
\end{aligned}$$

Let us consider a class of functions  $\Xi_{\Omega} := \{ \widehat{\Omega}_{\text{Eff}}^{(-k)}(\mathbf{O}; \boldsymbol{\theta}) \mid \boldsymbol{\theta} \in \Theta \}$ ; from Regularity condition (R5), we find  $\Xi_{\Omega}$  is  $P$ -Donsker, indicating that  $\Xi_{\Omega}$  is  $P$ -Glivenko-Cantelli (van der Vaart and Wellner, 1996, page 82). Let  $\{ \Xi_{\Omega}(\boldsymbol{\theta}^*) \} = \{ \widehat{\Omega}_{\text{Eff}}^{(-k)}(\mathbf{O}; \boldsymbol{\theta}^*) \}$ , which is  $P$ -Glivenko-Cantelli because it is a singleton set and integrable (van der Vaart, 1998, page 270). Next, we consider a class of functions  $\Xi_M := \{ \left\| \widehat{\Omega}_{\text{Eff}}^{(-k)}(\mathbf{O}; \boldsymbol{\theta}) - \widehat{\Omega}_{\text{Eff}}^{(-k)}(\mathbf{O}; \boldsymbol{\theta}^*) \right\|_2^2 \mid \boldsymbol{\theta} \in \Theta \} = \lambda(\Xi_{\Omega}, \{ \Xi_{\Omega}(\boldsymbol{\theta}^*) \})$  where  $\lambda(x_1, x_2) = \|x_1 - x_2\|_2^2$  is continuous. Then, since  $\left\| \widehat{\Omega}_{\text{Eff}}^{(-k)}(\mathbf{O}; \boldsymbol{\theta}) - \widehat{\Omega}_{\text{Eff}}^{(-k)}(\mathbf{O}; \boldsymbol{\theta}^*) \right\|_2^2 \leq C$  for a constant  $C$ , we can take  $C$  as an envelop function. Therefore, from Theorem 3 of van der Vaart and Wellner (2000), we show that  $\Xi_M$  is  $P$ -Glivenko-Cantelli. Therefore, we find the empirical mean in (57) converges to its

expectation in probability, i.e.,

$$\begin{aligned}\mathbb{P}_{\mathcal{I}_k} \left[ \left\| \widehat{\Omega}_{\text{Eff}}^{(-k)}(\mathbf{O}; \widehat{\boldsymbol{\theta}}) - \widehat{\Omega}_{\text{Eff}}^{(-k)}(\mathbf{O}; \boldsymbol{\theta}^*) \right\|_2^2 \right] &= \int \left\| \widehat{\Omega}_{\text{Eff}}^{(-k)}(\mathbf{O}; \widehat{\boldsymbol{\theta}}) - \widehat{\Omega}_{\text{Eff}}^{(-k)}(\mathbf{O}; \boldsymbol{\theta}^*) \right\|_2^2 dP(\mathbf{O}) + o_P(1) \\ &\lesssim C(\widehat{\boldsymbol{\eta}}) \cdot \left\| \widehat{\boldsymbol{\theta}} - \boldsymbol{\theta}^* \right\|_2^2 + o_P(1) = o_P(1) .\end{aligned}$$

The second line holds from (56). The last line holds from the consistency of  $\widehat{\boldsymbol{\theta}}$ .

Next, we study the second term (58):

$$\begin{aligned}\mathbb{P}_{\mathcal{I}_k} \left[ \left\| \widehat{\Omega}_{\text{Eff}}^{(-k)}(\mathbf{O}; \boldsymbol{\theta}^*) - \Omega_{\text{Eff}}^*(\mathbf{O}; \boldsymbol{\theta}^*) \right\|_2^2 \right] \\ &= \mathbb{E}^{(-k)} \left[ \left\| \widehat{\Omega}_{\text{Eff}}^{(-k)}(\mathbf{O}; \boldsymbol{\theta}^*) - \Omega_{\text{Eff}}^*(\mathbf{O}; \boldsymbol{\theta}^*) \right\|_2^2 \right] + o_P(1) \\ &\lesssim \left\| \widehat{\alpha}_1^{(-k)} - \alpha_1^* \right\|_{P,2}^2 + \left\| \widehat{\beta}_0^{(-k)} - \beta_0^* \right\|_{P,2}^2 + \left\| \widehat{\beta}_1^{(-k)} - \beta_1^* \right\|_{P,2}^2 + \left\| \widehat{f}_0^{(-k)} - f_0^* \right\|_{P,2}^2 + \left\| \widehat{f}_1^{(-k)} - f_1^* \right\|_{P,2}^2 + o_P(1) \\ &= o_P(1) .\end{aligned}$$

The second line holds from the law of large numbers, and the third line holds from (49). Combining the result, we find

$$\begin{aligned}\mathbb{P}_{\mathcal{I}_k} \left[ \left\| \widehat{\Omega}_{\text{Eff}}^{(-k)}(\mathbf{O}; \widehat{\boldsymbol{\theta}}) - \Omega_{\text{Eff}}^*(\mathbf{O}; \boldsymbol{\theta}^*) \right\|_2^2 \right] \\ \leq \mathbb{P}_{\mathcal{I}_k} \left[ \left\| \widehat{\Omega}_{\text{Eff}}^{(-k)}(\mathbf{O}; \widehat{\boldsymbol{\theta}}^{(k)}) - \widehat{\Omega}_{\text{Eff}}^{(-k)}(\mathbf{O}; \boldsymbol{\theta}^*) \right\|_2^2 \right] + \mathbb{P}_{\mathcal{I}_k} \left[ \left\| \widehat{\Omega}_{\text{Eff}}^{(-k)}(\mathbf{O}; \boldsymbol{\theta}^*) - \Omega_{\text{Eff}}^*(\mathbf{O}; \boldsymbol{\theta}^*) \right\|_2^2 \right] = o_P(1) .\end{aligned}$$

This concludes that  $\widehat{\Sigma}_M = \Sigma_M + o_P(1)$ .

Next, we show the consistency of the “bread” part  $\widehat{\Sigma}_B$ ; note that it suffices to show that  $\widehat{\Sigma}_B^{(k)}$  is consistent for  $\Sigma_B = \mathbb{E}\{A\mathcal{J}(\mathbf{X}; \boldsymbol{\theta}^*)\}$  where  $\mathcal{J}(\mathbf{x}; \boldsymbol{\theta}, \boldsymbol{\eta})$  is the Jacobian matrix  $\nabla_{\boldsymbol{\theta}}^\top \mu_{\Omega}(\mathbf{X}; \boldsymbol{\theta}, \boldsymbol{\eta})$ . Therefore, we find  $\widehat{\Sigma}_B^{(k)} - \Sigma_B$  is

$$\begin{aligned}\widehat{\Sigma}_B^{(k)} - \Sigma_B &= \mathbb{P}_{\mathcal{I}_k} \left\{ A\widehat{\mathcal{J}}^{(-k)}(\mathbf{X}; \widehat{\boldsymbol{\theta}}) \right\} - \mathbb{E} \left\{ A\mathcal{J}^*(\mathbf{X}; \boldsymbol{\theta}^*) \right\} \\ &= \mathbb{P}_{\mathcal{I}_k} \left\{ A\widehat{\mathcal{J}}^{(-k)}(\mathbf{X}; \widehat{\boldsymbol{\theta}}) \right\} - \mathbb{P}_{\mathcal{I}_k} \left\{ A\mathcal{J}^*(\mathbf{X}; \boldsymbol{\theta}^*) \right\} \\ &\quad + \mathbb{P}_{\mathcal{I}_k} \left\{ A\mathcal{J}^*(\mathbf{X}; \boldsymbol{\theta}^*) \right\} - \mathbb{E} \left\{ A\mathcal{J}^*(\mathbf{X}; \boldsymbol{\theta}^*) \right\} .\end{aligned}\tag{59}$$

$$\tag{60}$$

Let us consider a class of functions  $\Xi_{\mathcal{J},ij} := \{A[\widehat{\mathcal{J}}^{(-k)}(\mathbf{X}; \boldsymbol{\theta})]_{ij} \mid \boldsymbol{\theta} \in \Theta\}$  where  $[B]_{ij}$  is the  $(i, j)$ th element of matrix  $B$ . Note that (i)  $\Theta$  is compact; (ii)  $A\widehat{\mathcal{J}}^{(-k)}(\mathbf{X}; \boldsymbol{\theta})$  is continuous with respect to  $\boldsymbol{\theta}$  for each  $\mathbf{X}$  from Regularity condition (R4); and (iii) the functions in  $\Xi_{\mathcal{J},ij}$  is uniformly bounded, indicating that there exists a constant that is an integrable envelop function of  $\Xi_{\mathcal{J},ij}$ . Therefore, by the Example 19.8 of van der Vaart (1998), we find  $\Xi_{\mathcal{J},ij}$  is  $P$ -Glivenko-Cantelli. Additionally,  $\{\Xi_{\mathcal{J},ij}(\boldsymbol{\theta}^*)\} = \{A[\widehat{\mathcal{J}}^{(-k)}(\mathbf{X}; \boldsymbol{\theta}^*)]_{ij}\}$  is also  $P$ -Glivenko-Cantelli because it is a singleton set and integrable (van der Vaart, 1998, page 270). Next, let us consider a class of functions  $\Xi_{D,ij} := \{A[\widehat{\mathcal{J}}^{(-k)}(\mathbf{X}; \boldsymbol{\theta}) - \widehat{\mathcal{J}}^{(-k)}(\mathbf{X}; \boldsymbol{\theta}^*)]_{ij} \mid \boldsymbol{\theta} \in \Theta\} = \lambda(\Xi_{\mathcal{J},ij}, \{\Xi_{\mathcal{J},ij}(\boldsymbol{\theta}^*)\})$  where  $\lambda(x_1, x_2) = x_1 - x_2$ . Then, since  $|A[\widehat{\mathcal{J}}^{(-k)}(\mathbf{X}; \boldsymbol{\theta}) - \widehat{\mathcal{J}}^{(-k)}(\mathbf{X}; \boldsymbol{\theta}^*)]_{ij}| \leq C$  for a constant  $C$ , we can take  $C$  as an envelop function. Therefore, from Theorem 3 of van der Vaart and Wellner (2000), we show that  $\Xi_{D,ij}$  is

$P$ -Glivenko-Cantelli. Therefore, we find the each element of the empirical mean in (59) converges to its expectation in probability, i.e.,

$$\begin{aligned}\mathbb{P}_{\mathcal{I}_k} \left[ A[\widehat{\mathcal{J}}^{(-k)}(\mathbf{X}; \widehat{\boldsymbol{\theta}}) - \widehat{\mathcal{J}}^{(-k)}(\mathbf{X}; \boldsymbol{\theta}^*)]_{ij} \right] &= \int A[\widehat{\mathcal{J}}^{(-k)}(\mathbf{X}; \widehat{\boldsymbol{\theta}}) - \widehat{\mathcal{J}}^{(-k)}(\mathbf{X}; \boldsymbol{\theta}^*)]_{ij} dP(\mathbf{X}) + o_P(1) \\ &\lesssim \int \{\omega(\mathbf{x}; \boldsymbol{\eta})\}^{1/2} dP(\mathbf{X}) \cdot \|\widehat{\boldsymbol{\theta}} - \boldsymbol{\theta}^*\|_2 + o_P(1) = o_P(1) .\end{aligned}$$

The second line holds from Regularity condition (R4). The last line holds from the consistency of  $\widehat{\boldsymbol{\theta}}$ . This implies that (59) is  $o_P(1)$ .

Lastly, (60) is  $o_P(1)$  from the law of large numbers. This shows that  $\widehat{\Sigma}_B^{(k)} = \Sigma_B + o_P(1)$ , and  $\widehat{\Sigma}_B = \Sigma_B + o_P(1)$ . Thus, we obtain  $\widehat{\Sigma}_B^{-1} = \Sigma_B^{-1} + o_P(1)$ .

Combining all, we obtain

$$\widehat{\Sigma} = \widehat{\Sigma}_B^{-1} \widehat{\Sigma}_M \widehat{\Sigma}_B^{-\top} = \{\Sigma_B^{-1} + o_P(1)\} \{\Sigma_M + o_P(1)\} \{\Sigma_B^{-1} + o_P(1)\}^\top = \Sigma_B^{-1} \Sigma_M \Sigma_B^{-\top} + o_P(1) = \Sigma + o_P(1) .$$

This concludes the proof.

## References

- Abadie, A. (2005). Semiparametric difference-in-differences estimators. *The Review of Economic Studies* 72(1), 1–19.
- Athey, S. and G. W. Imbens (2006). Identification and inference in nonlinear difference-in-differences models. *Econometrica* 74(2), 431–497.
- Belloni, A. and V. Chernozhukov (2011).  $\ell_1$ -penalized quantile regression in high-dimensional sparse models. *The Annals of Statistics* 39(1), 82 – 130.
- Belloni, A. and V. Chernozhukov (2013). Least squares after model selection in high-dimensional sparse models. *Bernoulli* 19(2), 521 – 547.
- Bergmeir, C. and J. M. Benítez (2012). Neural networks in R using the stuttgart neural network simulator: RSNNS. *Journal of Statistical Software* 46(7), 1–26.
- Bonhomme, S. and U. Sauder (2011). Recovering distributions in difference-in-differences models: A comparison of selective and comprehensive schooling. *The Review of Economics and Statistics* 93(2), 479–494.
- Boone, J. P., I. K. Khurana, and K. K. Raman (2015). Did the 2007 PCAOB disciplinary order against deloitte impose actual costs on the firm or improve its audit quality? *The Accounting Review* 90(2), 405–441.
- Brown, C., C. Gilroy, and A. Kohen (1982). The effect of the minimum wage on employment and unemployment: a survey. Technical report, National Bureau of Economic Research.

- Callaway, B. and T. Li (2019). Quantile treatment effects in difference in differences models with panel data. *Quantitative Economics* 10(4), 1579–1618.
- Callaway, B., T. Li, and T. Oka (2018). Quantile treatment effects in difference in differences models under dependence restrictions and with only two time periods. *Journal of Econometrics* 206(2), 395–413.
- Callaway, B. and P. H. Sant’Anna (2021). did: Difference in differences. R package version 2.1.2.
- Callaway, B. and P. H. Sant’Anna (2021). Difference-in-differences with multiple time periods. *Journal of Econometrics* 225(2), 200–230.
- Chen, H. Y. (2007). A semiparametric odds ratio model for measuring association. *Biometrics* 63(2), 413–421.
- Chen, T. and C. Guestrin (2016). Xgboost: A scalable tree boosting system. In *Proceedings of the 22nd ACM SIGKDD International Conference on Knowledge Discovery and Data Mining, KDD ’16*, pp. 785–794.
- Chernozhukov, V., D. Chetverikov, M. Demirer, E. Duflo, C. Hansen, W. Newey, and J. Robins (2018). Double/debiased machine learning for treatment and structural parameters. *The Econometrics Journal* 21(1), C1–C68.
- Chernozhukov, V., W. Newey, R. Singh, and V. Syrgkanis (2021). Adversarial estimation of riesz representers. *Preprint arXiv: 2101.00009*.
- Dikkala, N., G. Lewis, L. Mackey, and V. Syrgkanis (2020). Minimax estimation of conditional moment models. In *Proceedings of the 34th International Conference on Neural Information Processing Systems, NIPS’20*, Red Hook, NY, USA. Curran Associates Inc.
- Ding, P. and F. Li (2019). A bracketing relationship between difference-in-differences and lagged-dependent-variable adjustment. *Political Analysis* 27(4), 605–615.
- Dukes, O., D. Richardson, Z. Shahn, and E. Tchetgen Tchetgen (2022). Semiparametric bespoke instrumental variables. *Preprint arXiv: 2204.04119*.
- Dukes, O., D. Richardson, and E. Tchetgen Tchetgen (2022). Alternative approaches for analysing repeated measures data that are missing not at random. *Preprint arXiv: 2207.11561*.
- Fan, Y. and Z. Yu (2012). Partial identification of distributional and quantile treatment effects in difference-in-differences models. *Economics Letters* 115(3), 511–515.
- Farrell, M. H., T. Liang, and S. Misra (2021). Deep neural networks for estimation and inference. *Econometrica* 89(1), 181–213.
- Firpo, S. (2007). Efficient semiparametric estimation of quantile treatment effects. *Econometrica* 75(1), 259–276.

- Friedman, J., T. Hastie, and R. Tibshirani (2010). Regularization paths for generalized linear models via coordinate descent. *Journal of Statistical Software* 33(1), 1–22.
- Friedman, J. H. (1991). Multivariate adaptive regression splines. *The Annals of Statistics* 19(1), 1 – 67.
- Garreau, D., W. Jitkrittum, and M. Kanagawa (2017). Large sample analysis of the median heuristic. *Preprint arXiv:1707.07269*.
- Ghassami, A., A. Ying, I. Shpitser, and E. Tchetgen Tchetgen (2022). Minimax kernel machine learning for a class of doubly robust functionals with application to proximal causal inference. In G. Camps-Valls, F. J. R. Ruiz, and I. Valera (Eds.), *Proceedings of The 25th International Conference on Artificial Intelligence and Statistics*, Volume 151 of *Proceedings of Machine Learning Research*, pp. 7210–7239. PMLR.
- Greenwell, B., B. Boehmke, J. Cunningham, and G. Developers (2019). *gbm: Generalized Boosted Regression Models*. R package version 2.1.5.
- Hahn, J. (1998). On the role of the propensity score in efficient semiparametric estimation of average treatment effects. *Econometrica* 66(2), 315–331.
- Hall, P., J. Racine, and Q. Li (2004). Cross-validation and the estimation of conditional probability densities. *Journal of the American Statistical Association* 99(468), 1015–1026.
- Hastie, T. and R. Tibshirani (1986). Generalized additive models. *Statistical Science* 1(3), 297 – 310.
- Hastie, T., R. Tibshirani, and J. Friedman (2009). *The Elements of Statistical Learning: Data Mining, Inference and Prediction* (2 ed.). New York: Springer.
- Hayfield, T. and J. S. Racine (2008). Nonparametric econometrics: The np package. *Journal of Statistical Software* 27(5), 1–32.
- Heckman, J. J., H. Ichimura, and P. E. Todd (1997). Matching as an econometric evaluation estimator: Evidence from evaluating a job training programme. *The Review of Economic Studies* 64(4), 605–654.
- Hernán, M. A. and J. M. Robins (2006). Instruments for causal inference: An epidemiologist’s dream? *Epidemiology* 17(4), 360–372.
- Hernán, M. A. and J. M. Robins (2020). *Causal Inference: What If*. Boca Raton: Chapman & Hall/CRC.
- Kanamori, T., S. Hido, and M. Sugiyama (2008). Efficient direct density ratio estimation for non-stationarity adaptation and outlier detection. In D. Koller, D. Schuurmans, Y. Bengio,

- and L. Bottou (Eds.), *Advances in Neural Information Processing Systems*, Volume 21. Curran Associates, Inc.
- Kanamori, T., T. Suzuki, and M. Sugiyama (2012). Statistical analysis of kernel-based least-squares density-ratio estimation. *Machine Learning* 86(3), 335–367.
- Karaca-Mandic, P., E. C. Norton, and B. Dowd (2012). Interaction terms in nonlinear models. *Health Services Research* 47(1pt1), 255–274.
- Kim, J., R. C. Sheldrick, K. Gallagher, M. H. Bair-Merritt, M. P. Durham, E. Feinberg, A. Morris, and M. B. Cole (2023). Association of Integrating Mental Health Into Pediatric Primary Care at Federally Qualified Health Centers With Utilization and Follow-up Care. *JAMA Network Open* 6(4), e239990–e239990.
- Kooperberg, C. (2020). *polspline: Polynomial Spline Routines*. R package version 1.1.19.
- Lechner, M. (2011). The estimation of causal effects by difference-in-difference methods. *Foundations and Trends® in Econometrics* 4(3), 165–224.
- Li, F. and F. Li (2019). Double-robust estimation in difference-in-differences with an application to traffic safety evaluation. *Observational Studies* 5(1), 1–23.
- Li, Q., J. Lin, and J. S. Racine (2013). Optimal bandwidth selection for nonparametric conditional distribution and quantile functions. *Journal of Business & Economic Statistics* 31(1), 57–65.
- Li, Q. and J. S. Racine (2008). Nonparametric estimation of conditional cdf and quantile functions with mixed categorical and continuous data. *Journal of Business & Economic Statistics* 26(4), 423–434.
- Limwattananon, S., S. Neelsen, O. O’Donnell, P. Prakongsai, and Viroj (2015). Universal coverage with supply-side reform: The impact on medical expenditure risk and utilization in thailand. *Journal of Public Economics* 121, 79–94.
- Liu, L., W. Miao, B. Sun, J. Robins, and E. Tchetgen Tchetgen (2020). Identification and inference for marginal average treatment effect on the treated with an instrumental variable. *Statistica sinica* 30(3), 1517.
- Luo, Y. and M. Spindler (2016). High-dimensional  $l_2$ boosting: Rate of convergence. *Preprint arXiv:1602.08927*.
- Makiyama, K. (2019). *densratio: Density Ratio Estimation*. R package version 0.2.1.
- McFadden, D. (1973). Conditional logit analysis of qualitative choice behaviour. In P. Zarembka (Ed.), *Frontiers in Econometrics*, pp. 105–142. New York, NY, USA: Academic Press New York.

- Mongin, S. J., S. L. Baron, R. M. Schwartz, B. Liu, E. Taioli, and H. Kim (2017). Measuring the Impact of Disasters Using Publicly Available Data: Application to Hurricane Sandy (2012). *American Journal of Epidemiology* 186(11), 1290–1299.
- Moridpour, S., D. Babić, M. Fiolić, D. Babić, and T. Gates (2020). Road markings and their impact on driver behaviour and road safety: A systematic review of current findings. *Journal of Advanced Transportation* 2020, 7843743.
- Neumark, D. and C. Shupe (2019). Declining teen employment: Minimum wages, returns to schooling, and immigration. *Labour Economics* 59, 49–68.
- Newey, W. K. (1990). Semiparametric efficiency bounds. *Journal of Applied Econometrics* 5(2), 99–135.
- Nguyen, X., M. J. Wainwright, and M. Jordan (2007). Estimating divergence functionals and the likelihood ratio by penalized convex risk minimization. In J. Platt, D. Koller, Y. Singer, and S. Roweis (Eds.), *Advances in Neural Information Processing Systems*, Volume 20. Curran Associates, Inc.
- Puhani, P. A. (2012). The treatment effect, the cross difference, and the interaction term in nonlinear “difference-in-differences” models. *Economics Letters* 115(1), 85–87.
- Robins, J., L. Li, E. Tchetgen Tchetgen, and A. van der Vaart (2008). Higher order influence functions and minimax estimation of nonlinear functionals. *Probability and Statistics: Essays in honor of David A. Freedman* 2, 335–421.
- Robins, J. M., A. Rotnitzky, and D. O. Scharfstein (2000). Sensitivity analysis for selection bias and unmeasured confounding in missing data and causal inference models. In M. E. Halloran and D. Berry (Eds.), *Statistical Models in Epidemiology, the Environment, and Clinical Trials*, New York, NY, pp. 1–94. Springer New York.
- Roth, J., P. H. Sant’Anna, A. Bilinski, and J. Poe (2023). What’s trending in difference-in-differences? A synthesis of the recent econometrics literature. *Journal of Econometrics* 235(2), 2218–2244.
- Rotnitzky, A., E. Smucler, and J. M. Robins (2020). Characterization of parameters with a mixed bias property. *Biometrika* 108(1), 231–238.
- Sant’Anna, P. H. and J. Zhao (2020). Doubly robust difference-in-differences estimators. *Journal of Econometrics* 219(1), 101–122.
- Schick, A. (1986). On asymptotically efficient estimation in semiparametric models. *The Annals of Statistics* 14(3), 1139–1151.

- Schuster, I., M. Mollenhauer, S. Klus, and K. Muandet (2020). Kernel conditional density operators. In S. Chiappa and R. Calandra (Eds.), *Proceedings of the Twenty Third International Conference on Artificial Intelligence and Statistics*, Volume 108 of *Proceedings of Machine Learning Research*, pp. 993–1004. PMLR.
- Shahn, Z., O. Dukes, D. Richardson, E. Tchetgen Tchetgen, and J. Robins (2022). Structural nested mean models under parallel trends assumptions. *Preprint arXiv:2204.10291*.
- Sofer, T., D. B. Richardson, E. Colicino, J. Schwartz, and E. J. Tchetgen Tchetgen (2016). On negative outcome control of unobserved confounding as a generalization of difference-in-differences. *Statistical Science* 31(3), 348 – 361.
- Song, L., K. Fukumizu, and A. Gretton (2013). Kernel embeddings of conditional distributions: A unified kernel framework for nonparametric inference in graphical models. *IEEE Signal Processing Magazine* 30(4), 98–111.
- Stefanski, L. A. and D. D. Boos (2002). The calculus of m-estimation. *The American Statistician* 56(1), 29–38.
- Stone, C. J. (1980). Optimal rates of convergence for nonparametric estimators. *The Annals of Statistics* 8(6), 1348–1360.
- Sugiyama, M., S. Nakajima, H. Kashima, P. Buenau, and M. Kawanabe (2007). Direct importance estimation with model selection and its application to covariate shift adaptation. In J. Platt, D. Koller, Y. Singer, and S. Roweis (Eds.), *Advances in Neural Information Processing Systems*, Volume 20. Curran Associates, Inc.
- Sugiyama, M., T. Suzuki, S. Nakajima, H. Kashima, P. von Büna, and M. Kawanabe (2008). Direct importance estimation for covariate shift adaptation. *Annals of the Institute of Statistical Mathematics* 60(4), 699–746.
- Syrgkanis, V. and M. Zampetakis (2020). Estimation and inference with trees and forests in high dimensions. *Preprint arXiv:2007.03210*.
- Taddeo, M. M., L. D. Amorim, and R. Aquino (2022). Causal measures using generalized difference-in-difference approach with nonlinear models. *Statistics and Its Interface* 15(4), 399–413.
- Tchetgen Tchetgen, E. J., J. M. Robins, and A. Rotnitzky (2010). On doubly robust estimation in a semiparametric odds ratio model. *Biometrika* 97(1), 171–180.
- Tchetgen Tchetgen, E. J., A. Ying, Y. Cui, X. Shi, and W. Miao (2020). An introduction to proximal causal learning. *Preprint arXiv: 2009.10982*.
- Train, K. E. (2009). *Discrete Choice Methods with Simulation*. Cambridge: Cambridge university press.



- Tsybakov, A. B. (2009). *Introduction to Nonparametric Estimation*. New York, NY: Springer New York.
- van der Laan, M. J., E. C. Polley, and A. E. Hubbard (2007). Super learner. *Statistical Applications in Genetics and Molecular Biology* 6(1).
- van der Vaart, A. W. (1998). *Asymptotic Statistics*. Cambridge Series in Statistical and Probabilistic Mathematics. New York: Cambridge University Press.
- van der Vaart, A. W. and J. A. Wellner (1996). *Weak Convergence and Empirical Processes: With Applications to Statistics*. Springer.
- van der Vaart, A. W. and J. A. Wellner (2000). Preservation theorems for Glivenko-Cantelli and uniform Glivenko-Cantelli classes. In E. Giné, D. M. Mason, and J. A. Wellner (Eds.), *High Dimensional Probability II*, Boston, MA, pp. 115–133. Birkhäuser Boston.
- Wager, S. and G. Walther (2016). Adaptive concentration of regression trees, with application to random forests. *Preprint arXiv:1503.06388*.
- Wooldridge, J. M. (2022). Simple approaches to nonlinear difference-in-differences with panel data. *Preprint SSRN:4183726*.
- Wright, M. N. and A. Ziegler (2017). ranger: A fast implementation of random forests for high dimensional data in C++ and R. *Journal of Statistical Software* 77(1), 1–17.
- Xiaohong Chen and H. White (1999). Improved rates and asymptotic normality for nonparametric neural network estimators. *IEEE Transactions on Information Theory* 45(2), 682–691.