

Noise-aware Learning from Web-crawled Image-Text Data for Image Captioning

Wooyoung Kang* Jonghwan Mun* Sungjun Lee* Byungseok Roh

Kakao Brain

{edwin.kang, jason.mun, jun.untitled, peter.roh}@kakaobrain.com

Abstract

Image captioning is one of the straightforward tasks that can take advantage of large-scale web-crawled data which provides rich knowledge about the visual world for a captioning model. However, since web-crawled data contains image-text pairs that are aligned at different levels, the inherent noises (e.g., misaligned pairs) make it difficult to learn a precise captioning model. While the filtering strategy can effectively remove noisy data, however, it leads to a decrease in learnable knowledge and sometimes brings about a new problem of data deficiency. To take the best of both worlds, we propose a noise-aware learning framework, which learns rich knowledge from the whole web-crawled data while being less affected by the noises. This is achieved by the proposed quality controllable model, which is learned using alignment levels of the image-text pairs as an additional control signal during training. The alignment-conditioned training allows the model to generate high-quality captions of well-aligned by simply setting the control signal to desired alignment level at inference time. Through in-depth analysis, we show that our controllable captioning model is effective in handling noise. In addition, with two tasks of zero-shot captioning and text-to-image retrieval using generated captions (i.e., self-retrieval), we also demonstrate our model can produce high-quality captions in terms of descriptiveness and distinctiveness. Code is available at <https://github.com/kakaobrain/noc>.

1. Introduction

The recent introduction of large-scale data of image-text pairs [3, 19, 38] has brought remarkable advances in computer vision, e.g., CLIP [34] for multi-modal representation learning and DALL-E [36] for the text-to-image generation task. This is mainly thanks to the scalability of the data collection process as well as the rich knowledge described in

*These authors contributed equally.

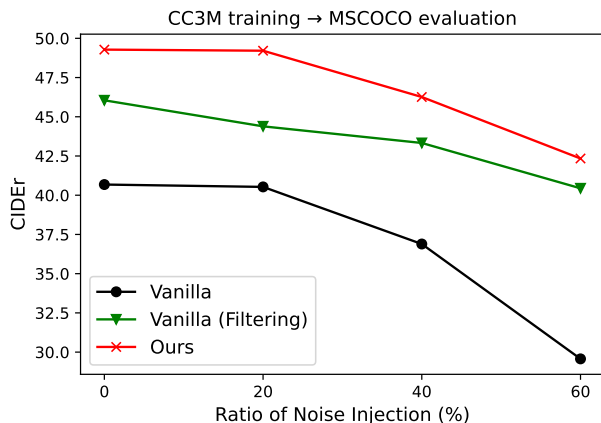


Figure 1. Zero-shot captioning performance curve on MSCOCO when varying the ratio of noise injection to data of CC3M. To deliberately make noise data, we replace captions up to the specified ratio with ones from randomly selected images in the dataset. Models learned without consideration of noises suffer from performance degradation, even with a data filtering scheme.¹ In contrast, our model is more robust to noises and provides more accurate captions, indicating the necessity for noise-aware learning.

alt-texts of web-crawled data. Inspired by this, research on image captioning is also moving towards exploiting large-scale web-crawled image-text paired data [22, 42, 44, 48].

While web-crawled data is effective in learning rich knowledge about the visual world, it inherently suffers from *noise issues* as some text may be unrelated to its paired image. According to our observation from Fig. 1, the quality of captions generated by a standard captioning model learned with no consideration of noises dramatically deteriorates as more noisy data is included during training.

One straightforward approach to tackle noises in large-scale web-crawled data is the *CLIP-based filtering strategy* [38] where image-text pairs are filtered out according to their CLIP similarity². As shown in Fig. 1, the filtering

¹For a fair comparison with the filtering scheme reducing the number of training samples, we train all models for the same steps rather than epochs.

²Throughout the paper, the term CLIP similarity is used to denote image-text cosine similarity calculated by the CLIP model, indicating the quality of the caption for a paired image as described in [15].

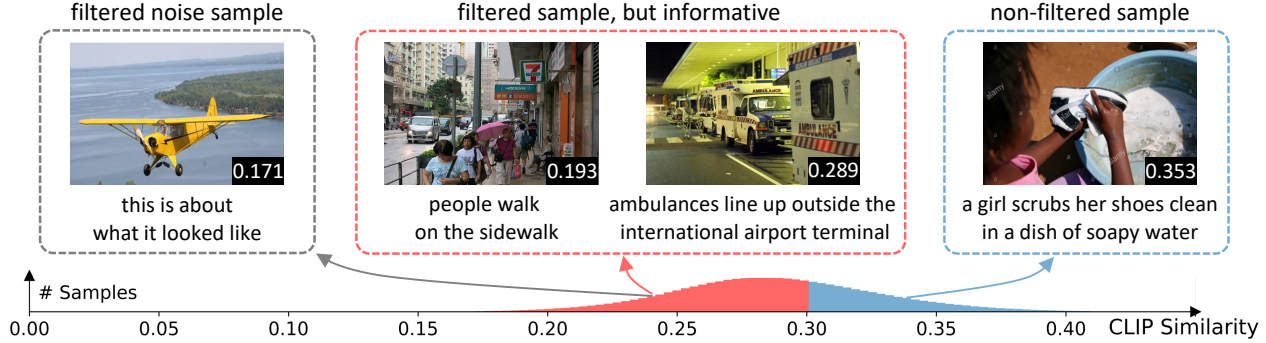


Figure 2. Examples of web-crawled image-text pairs in CC3M, where numbers within each image indicate CLIP similarity. Filtering with a threshold of 0.3, a selected threshold value on [38] after human evaluations, effectively leaves well-aligned samples (right) and removes noise samples (left). However, according to our observation, it often discards informative ones (middle) as well.

strategy improves the quality of captions by leaving only relatively well-aligned image-text pairs for training. However, in general, filtering methods without oracle criteria inevitably discard data informative for training models with CLIP similarity below a certain threshold. Fig. 2 illustrates such unintentionally filtered cases. In addition, the inability to access filtered data reduces learnable knowledge, limiting the power of expression during caption generation. Thus, the filtering strategy may not be optimal to handle noises.

Considering the observation from Fig. 2, we argue the necessity for the noise-robust image captioning model to fully exploit web-crawled image-text data without filtering; note that, despite its importance, it is unexplored yet so far as we know. More specifically, we set our main goal to design a noise-robust model so that the model 1) can generate highly-aligned captions like non-filtered samples in Fig. 2 and 2) also takes advantage of informative knowledge in the data that would be removed with filtering method.

We introduce a noise-aware learning framework based on a quality controllable captioning model. In the framework, we first assign alignment levels to web-crawled data by discretizing CLIP similarities of image-text pairs. Then, the model is trained using the alignment level as an additional control signal; so, the model becomes controllable by the control signal. At inference time, high-quality captions well-aligned to input images can be generated by feeding a control signal indicating the top level of alignment.

We conduct comprehensive experiments to validate the effectiveness of our model. From the experiments on image captioning and self-retrieval tasks, our model outperforms comparative methods, indicating the superior quality of the generated captions in both *descriptiveness* and *distinctiveness*. We also show that the noise-aware learning framework provides consistent performance gain compared to the filtering strategy when scaling up dataset sizes up to 125M. In addition, we further analyze how the noise issue is addressed in the proposed method by investigating the memorization effect of noisy pairs.

Our main contributions are summarized as follows:

- To the best of our knowledge, this is the first paper arguing the importance of handling the noise issue in web-crawled image-text data, especially for the image captioning task.
- We propose a quality controllable captioning model which utilizes alignment levels of data as a control signal, thus effectively addressing noise issues and being able to generate highly correlated captions by adjusting the control signal at inference time.
- We show the effectiveness of the proposed noise-aware learning through extensive experiments, where our model outperforms competing methods on both image captioning and self-retrieval tasks with large margins.

2. Related Work

Image captioning. Image captioning is a task that aims to generate a description of an input image in natural language. Various algorithms have been proposed within the encoder-decoder framework [7, 10, 29, 41]. In addition, attention mechanism [5, 26, 30, 45] or transformer architecture [9, 13, 14, 27, 32] is incorporated to further boost the performance. Those models are generally trained on top of human-annotated caption datasets such as MSCOCO [24] and Visual Genome [21]. However, learning captioning models from such data has the following two limitations. First, scaling up dataset size is extremely difficult due to expensive human annotations. Second, the limited learnable knowledge due to small scales results in a poor generalization to the visual concepts in the wild [1, 40].

Web-crawled datasets [4, 17, 19, 38, 39] have got attention recently because alt-texts of the data describe paired images with diverse visual concepts and it is much easy to scale up. Indeed, some research [17, 22, 23, 42, 44, 48, 51] on image captioning start to exploit the large-scale web-crawled

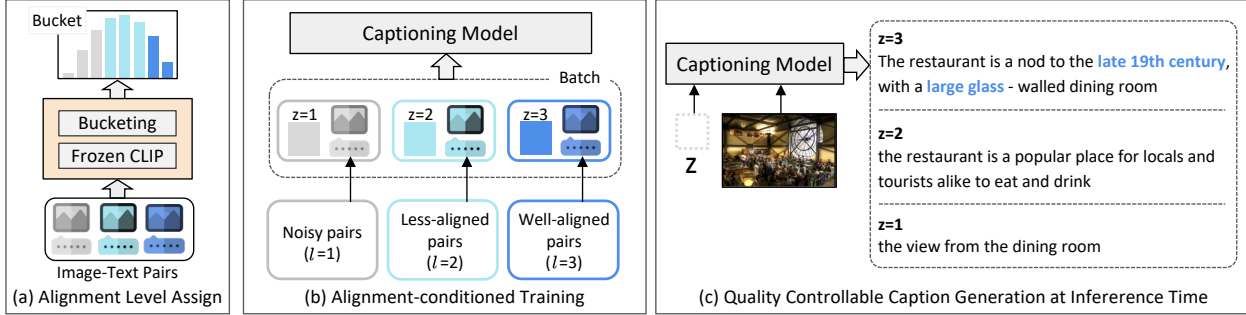


Figure 3. The proposed noise-aware learning framework from web-crawled image-text data. (a) We first identify alignment levels l of individual web-crawled data by discretizing the image-text similarities computed by CLIP. (b) Then, we use the alignment levels as the control signal z to train a captioning model (*i.e.*, $z = l$ during training); thus, through the alignment-conditioned training, the model is encouraged to generate well-aligned captions with $z = 3$ while being guided to generate noisy captions with $z = 1$. (c) Finally, at inference time, we can generate highly aligned captions by simply feeding a control signal corresponding to the top level of alignment ($z = 3$).

image-text paired data with various vision-language pre-training objectives using transformer-based models and show remarkable performances. However, since the web-crawled data depends on alt-texts, it inevitably includes noisy pairs in a high ratio. Although such noisy data may hamper the learning of normal samples, most large-scale research has not yet studied how to effectively handle noisy data; existing large-scale learning approaches [17, 42, 44, 48] simply train a captioning model without any consideration for noisy pairs. In contrast, we address the noise issue to maximally exploit all available web-crawled data through noise-aware learning.

Learning from noisy labels. Under the assumption of possible noisy annotations in training data, numerous approaches have been proposed to alleviate the negative effects of the noisy data. Typically, existing works often resort to noise-robust architecture [8, 11, 46], specialized design of loss function [28, 37, 52] or sample selection [12, 20, 31]. However, most methods consider the unimodal classification task, so it is challenging to extend them to multimodal tasks (*e.g.*, image captioning). For example, let us consider one of the most effective approaches, the noise transition matrix [6, 11]. The noise transition matrix is added on the top of the softmax layer and estimates noisy class posterior probability by discovering the underlying label transition pattern. However, defining such a transition matrix in the image captioning task is infeasible considering a large number of word classes and the long range of previous contexts. In addition, many algorithms to handle noise have less considered the efficiency of the algorithms and proposed to use more computational cost by employing additional co-trained networks [12, 20], which makes it hard to apply them to our large-scale training scenario.

Recently, several works have been initiated to consider the problem of noisy annotation in multimodal data [16, 18].

They mainly focus on noise-robust representation learning in the common multimodal embedding space for the cross-modal retrieval task (*e.g.*, image-to-text or text-to-image retrieval). Since the algorithms are typically designed for encoder-only models, it is difficult to directly expand them to the models including decoder (*e.g.*, image captioning). In this paper, we introduce a noise-aware learning framework for image captioning under noise-included image-text pairs and propose a simple yet effective noise-robust model.

3. Noise-aware Learning for Image Captioning

3.1. Overview

Given a pair of an image I and a caption c consisting of T words (w_1, w_2, \dots, w_T), the image captioning models are typically trained by minimizing a negative log-likelihood:

$$\mathcal{L} = -\log p(c|I) = \sum_{t=0}^T -\log p(w_{t+1}|w_{\leq t}, I), \quad (1)$$

where two additional words in Eq. (1)— w_0 ($\langle \text{BOS} \rangle$) and w_{T+1} ($\langle \text{EOS} \rangle$)—are used to indicate the begin and end of a sentence, respectively. In general, the models are designed with the assumption that the training data is clean enough so all image-text pairs are well-aligned.

However, when using the web-crawled data for training, as presented in Fig. 1, the noisy data hinders the learning of the vanilla captioning models. A filtering strategy can effectively remove noisy data, but it is also highly likely to discard informative data as depicted in Fig. 2. Therefore, to fully benefit from the rich information of web-crawled data, we aim to make a captioning model robust to noise while using the whole dataset.

As illustrated in Fig. 3, we propose a noise-aware learning framework with a quality controllable caption generator. More specifically, during training, we identify an alignment level l of the given image-text pair and use it as a control

signal z to make a captioning model be conditioned on the alignment level, which leads to a new objective as follows:

$$\mathcal{L} = -\log p(c|I, z) = \sum_{t=0}^T -\log p(w_{t+1}|w_{\leq t}, I, z). \quad (2)$$

This objective encourages the model to learn the capability of generating captions of different quality depending on a control signal. Then, at the inference time, we can steer the captioning model to generate accurate captions by feeding a control signal meaning a top-level of alignment. With this model design, as discussed in our experiments, we can take the following two advantages: (1) it can learn well-aligned data with less distraction by noisy data and (2) it can still take advantage of data that contains useful knowledge (*e.g.*, more diverse visual concepts) but is discarded when filtering is applied.

In the rest of this section, we first explain how we define alignment levels and assign them to image-text pairs. Then, we describe the architecture of our quality controllable caption generator. Finally, we discuss why our method is more effective compared to the filtering strategy.

3.2. Alignment Level Acquisition

Our key component is how we can assign an alignment level l to a given image-text pair. For this purpose, we first define the alignment level of a given image-text pair based on their relevance; in a nutshell, as an image-text pair is more correlated, we consider the pair is more aligned. Since there is no ground-truth for the correlation, we leverage a pre-trained model (*i.e.*, CLIP) optimized by image-text contrastive learning from web-crawled data; contrastive learning typically drives a model to learn the correlation between images and texts in a data-driven manner, so the similarity scores by CLIP can be used as alignment scores for image-text pairs.

Given the CLIP similarity scores, $s \in \mathbb{R}$, from all training samples, we convert them into K discrete alignment levels $l \in \{1, \dots, K\}$ via a bucketing technique as follows:

$$l = f_{\text{bucket}}(s), \quad (3)$$

where f_{bucket} is a bucketing function with K bins of equally spaced boundaries. This bucketing makes more noisy data of low CLIP similarity assigned to a bucket of the lower alignment level (*e.g.*, $l = 1$) and well-aligned data of high CLIP similarity allocated to a bucket of the higher alignment level (*e.g.*, $l = K$).

3.3. Quality Controllable Caption Generator

Quality controllability in caption generation. Given the image-text data of different alignment levels, our goal is to make a model that generates semantically well-aligned

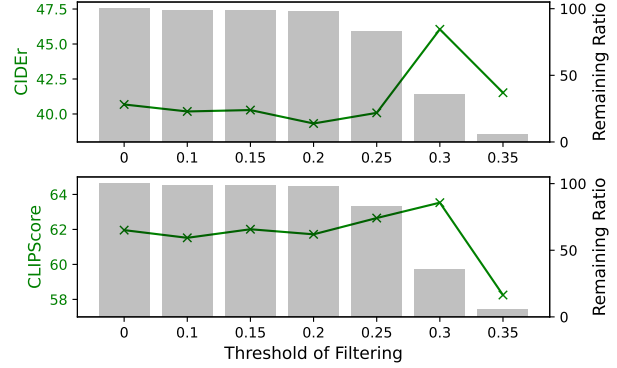


Figure 4. Captioning performances and the ratio of remaining data when varying the threshold of CLIP similarity score for the filtering. Each model is trained on CC3M and evaluated on MSCOCO.

captions (like non-filtered data in Fig. 2) while benefiting from the whole data. However, the vanilla captioning model, which processes all data in the same way, is inevitably infected with the noisy samples and is learned to generate captions of limited quality. Therefore, we introduce a controllable captioning model. By using alignment levels of image-text data as the control signal (*i.e.*, $z = l$ during training), the quality of captions to be generated can be controllable by adjusting the control signal z . That is, our model is learned to generate well-aligned captions with a control signal of $z = K$ (meaning high alignment level) while generating noisy captions with a control signal of $z = 1$ (meaning low alignment level). At inference time, in general, we feed a control signal corresponding to a higher alignment level to generate highly well-aligned captions from input images.

Architecture. Our method is applicable to any captioning model with a simple modification making the decoder take an additional input of the control signal. We employ a naïve transformer-based encoder-decoder model due to its simplicity. Given a pair of image and text, (I, c) , the encoder first extracts a visual feature from the input image. While region-level visual features are widely used, we leverage a single global feature due to its efficiency and resulting comparable performances. Next, we feed a control signal z —which is an alignment level (*i.e.*, $z = l$) during training calculated as described in Sec. 3.2 and is set to a constant one at inference time—into a learnable control embedding layer and then concatenate the resulting control embedding with the image embedding. Finally, the concatenated vectors are injected into the decoder as a prefix embedding, and captions are generated in an auto-regressive manner. More detailed explanation is given in the appendix.

3.4. Discussion

Recent work [43] shows that conventional captioning models are trained to generate the so-called “average” captions that consist of common words and phrases in the training corpus. In other words, with web-crawled data where image and text are aligned at different levels, the captioning models may be trained to generate captions of a common level of alignment (*i.e.*, majority of data), not the highest level. With this observation, the filtering strategy can be interpreted as improving the quality of captions by raising the alignment level of common captions. Accordingly, better performance can be achieved by simply using a higher threshold for filtering. However, filtering with a higher threshold sometimes leads to a data deficiency problem as it significantly decreases dataset size. According to our experiment in Fig. 4, the best performance is achieved at a threshold of 0.3, not 0.35 where almost data is discarded. This implies that the filtering is affected by a trade-off between the quality and the scale of non-filtered data.

In contrast, our controllable captioning model can address the noise issue in a more principled way. Controllability allows our model to be thought of as an implicit mixture of experts (but, sharing parameters); one expert (*e.g.*, our model with $z = K$) is specialized to a bucket of highly aligned image-text pairs (like filtering), while parameter sharing between experts allows sharing of learned knowledge for rich visual concepts across all experts (*e.g.*, our model with $z \leq K$).

4. Experiment

4.1. Evaluation Setting

Recall that our goal is to learn a captioning model from the web-crawled data including inherent noises; therefore, we estimate the quality of models without fine-tuning on clean data for evaluation to check how effectively to tackle noisy data. To assess the quality of models, we consider two aspects of generated captions: *descriptiveness* (*i.e.*, how well aligned with given images) and *distinctiveness* (*i.e.*, how well describe images with their unique aspects). To be specific, we conduct zero-shot captioning and self-retrieval tasks (*i.e.*, text-to-image retrieval using generated captions) for *descriptiveness* and *distinctiveness* comparison, respectively. Note that the term zero-shot means the model is not further fine-tuned on clean datasets for evaluation.

Metrics. For the zero-shot captioning task, we measure the standard captioning evaluation metrics, *i.e.*, BLEU@4, METEOR, CIDEr, which compares the generated captions with ground-truth captions. In addition, we use a reference-free metric, named CLIPScore [15], measuring whether the generated captions are semantically matched with given images using CLIP. For the self-retrieval task, we compute the

recall (*i.e.*, $R@K$ with $K = \{1, 5, 10\}$) of the paired images from the generated captions using an external text-to-image retrieval model. Note that we use the pre-trained CLIP ViT-L/14 for CLIPScore calculation and the retrieval task.

Datasets. When training models, we use Conceptual Captions 3M (CC3M) [39] dataset. For the evaluation of zero-shot captioning performance, we exploit MSCOCO [24] and nocaps [1] validation set. For the self-retrieval task, we leverage MSCOCO and Flickr30k [33] test set. Note that, for MSCOCO, we use its Karpathy validation split for evaluation.

4.2. Baselines

Since research on noise-robust image captioning has rarely been explored, we compare our method with carefully designed three baselines.

Vanilla. The first baseline is a vanilla encoder-decoder model and is trained using whole image-text data without any noise handling technique. This is similar to most existing methods such as SimVLM [44] and CoCa [48].

Vanilla (Filtering). The second baseline is a vanilla captioning model but trained with a filtering strategy to tackle the noise issue. Following the previous convention [38], we calculate cosine similarity for each pair of (image, text) using a pre-trained CLIP ViT-B/32 model [34], then leave pairs having similarity larger than 0.3 as training data. The threshold of 0.3 is selected the following [38], which provides the best performance among thresholds from 0.1 to 0.35 with steps of 0.05 as presented in Fig. 4.

Loss weighting. The final baseline is a vanilla captioning model trained with a loss re-weighting strategy to tackle the noise issue. In this baseline, instead of filtering, we use CLIP similarity score to re-weight sample-wise loss as

$$\mathcal{L}_{\text{weighting}} = -\frac{1}{N} \sum_{i=1}^N s_i \log p(c_i | I_i), \quad (4)$$

where s_i indicates a cosine similarity computed by CLIP for i^{th} image-text pair in a minibatch of N instances. Since the range of cosine similarity from training samples is approximately ranged between 0 and 0.5 as shown in Appendix, we apply min-max normalization to s and multiply by 2 for equalizing the averaged loss scale. This loss re-weighting strategy makes the model be updated by less for miss-aligned samples and more on well-aligned ones.

4.3. Implementation details

For all experiments, we employ a frozen pre-trained CLIP ViT-L/14 model for encoding visual features and

Models	MSCOCO				overall		nocaps					
	B@4	M	C	CS	C	CS	in-domain		near-domain		out-of-domain	
					C	CS	C	CS	C	CS	C	CS
Vanilla	9.06	14.32	40.68	61.96	35.31	59.63	32.90	58.09	32.63	59.10	45.62	61.09
Vanilla (Filtering)	10.50	16.36	46.05	63.53	42.84	61.19	39.05	59.56	40.19	60.63	54.04	62.73
Loss weighting	8.82	14.67	41.01	62.50	36.40	60.37	32.26	58.18	33.92	59.76	47.30	62.16
Ours (z=1)	3.59	10.36	18.33	50.68	13.46	48.28	13.69	48.97	12.90	48.41	15.08	47.84
Ours (z=2)	1.53	6.80	6.45	41.06	4.38	38.85	4.95	36.54	4.42	39.68	3.81	36.54
Ours (z=3)	1.99	8.13	11.42	47.31	8.86	45.80	10.36	46.92	8.72	46.18	8.26	44.76
Ours (z=4)	5.36	11.78	27.88	57.27	24.06	55.41	23.72	53.38	23.65	55.31	25.61	55.91
Ours (z=5)	9.19	15.01	42.27	62.89	38.59	61.07	35.13	59.54	35.57	60.37	50.73	62.86
Ours (z=6)	11.79	17.18	49.28	65.58	44.00	63.33	<u>39.53</u>	62.06	41.25	62.84	56.00	<u>64.61</u>
Ours (z=7)	<u>12.11</u>	<u>18.34</u>	<u>49.18</u>	66.65	<u>45.09</u>	64.40	39.25	63.02	<u>42.41</u>	64.18	<u>57.87</u>	65.21
Ours (z=8)	12.23	18.43	48.81	<u>66.31</u>	46.21	<u>64.10</u>	40.23	<u>62.84</u>	43.50	<u>63.77</u>	59.15	64.11

Table 1. Caption generation performance comparison on MSCOCO and nocaps datasets where all models are trained with CC3M without fine-tuning on the target dataset. B@4, M, C, and CS mean BLEU@4, METEOR, CIDEr, and CLIPScore metrics, respectively. Numbers in **bold** and underlined indicate the best and second-best ones, respectively. For our method that is trained using 8 bucket bins of alignment level, we vary the value of condition signal (z) at inference time.

Models	MSCOCO			Flickr30k		
	R@1	R@5	R@10	R@1	R@5	R@10
GT Caption	34.57	59.30	69.91	63.08	86.50	92.00
Vanilla	23.50	47.24	59.32	46.40	75.20	85.00
Vanilla (Filtering)	27.98	54.74	66.04	49.00	82.30	90.90
Loss weighting	25.70	50.54	62.12	47.30	76.90	85.90
Ours (z=1)	5.12	14.90	21.68	14.30	33.70	43.60
Ours (z=2)	1.08	3.22	4.98	2.90	9.30	14.40
Ours (z=3)	2.80	8.10	12.12	7.50	21.90	29.90
Ours (z=4)	11.72	28.84	39.04	27.40	57.00	66.20
Ours (z=5)	25.24	52.10	63.78	45.80	79.20	89.30
Ours (z=6)	38.18	65.60	76.72	62.60	91.00	95.70
Ours (z=7)	44.16	71.18	81.16	69.20	93.90	97.20
Ours (z=8)	<u>43.02</u>	<u>70.74</u>	<u>80.34</u>	67.90	92.90	97.30

Table 2. Comparison of self-retrieval capability on MSCOCO and Flickr30k datasets. Numbers in **bold** and underlined indicate the best and second-best ones, respectively.

computing the alignment level z . Also, we initialize the caption decoder with the pre-trained GPT2-base [35]. We optimize only the decoder with the loss in Eq. (2). When collecting alignment levels of training samples, we use a bucket of K ($=8$) bins. For the data augmentation, we perform the same augmentation strategy of CLIP [34], *i.e.*, resizing the shorter side of an original image to 256 then applying a random square crop of 224x224 scale. We use AdamW optimizer [25] with a linear warm-up strategy for 10% of whole training iterations followed by learning rate decaying with a cosine schedule. We set a base learning rate as 0.0016 with a total batch size of 2048. During the training phase, we train all baselines and our model for the same iteration steps that correspond to 10 epochs when using the whole data.

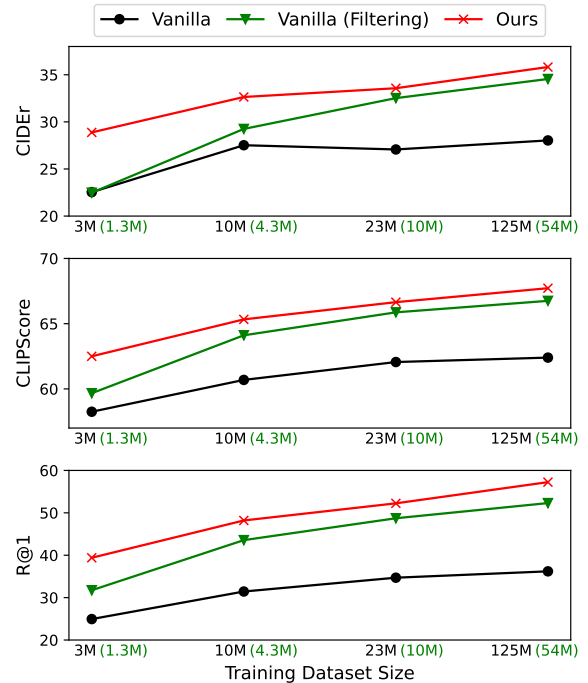


Figure 5. Zero-shot caption generation (CIDEr and CLIPScore) and self-retrieval (R@1) performance on MSCOCO when scaling up the training dataset sizes using COYO. Note that the green-colored numbers in parentheses mean dataset size after filtering. Models of each dataset are trained for the same number of steps.

4.4. Zero-shot Captioning

We compare the zero-shot captioning performances of baselines and our method on MSCOCO and nocaps datasets. In Tab. 1, we found the following observations. First, the baseline, Loss weighting, brings marginal im-

Method	Noisy Group				Well-aligned Group			
	EM	B@4	CIDEr	CLIP	EM	B@4	CIDEr	CLIP
Vanilla	5350	12.63	122.24	52.49	8092	43.46	407.10	82.67
Ours ($z=3$)	10527	20.41	210.83	42.87	225	7.43	53.33	56.35
Ours ($z=5$)	939	5.83	48.47	55.86	4882	33.32	304.18	77.69
Ours ($z=7$)	47	2.10	18.28	59.57	10562	52.78	504.49	86.57

Table 3. Comparison of memorization capability over CC3M training samples with two different noise levels. Note that higher EM (# Exact Matching), B@4 (BLEU@4), and CIDEr scores in the noisy group mean over-memorization to noisy data while higher CLIP (CLIPScore) indicates better alignment with given images.

provement over the Vanilla baseline, which means that handling the noise issue in the loss level is not effective for this captioning scenario. Second, the filtering strategy provides considerable performance gain compared to Vanilla baseline, which indicates learning a model using well-aligned captions is important for *descriptive* caption generation. Third, as we intended, our model can generate captions of different qualities by changing the control signal z . As we inject a control signal corresponding to a higher alignment level, we obtain a better performance. Our model with $z \geq 6$ provides more *descriptive* captions compared to the baseline of Vanilla (Filtering). Finally, our model with $z = 7$ or $z = 8$ achieved the best performance over all competing models. In addition, for nocaps dataset, the performance gap is larger in the out-of-domain split—requiring to capture more diverse visual concepts—compared to the in-domain split. This result implies the importance of noise-aware learning with whole data, which gives an opportunity of learning more diverse visual knowledge compared to learning from filtered data.

4.5. Self-retrieval

We compare self-retrieval capability to measure how well each algorithm *distinctively* describes given images. Tab. 2 presents a comparison of self-retrieval performances between baselines and our method on MSCOCO and Flickr30k datasets. The results show a similar tendency observed in the zero-shot captioning task; our method using control signals of $z \geq 6$ outperforms all three baselines with large margins. For example, our model with $z = 7$ shows (16.18, 16.44, 15.12) and (20.02, 11.60, 6.30) absolute improvements for (R@1, R@5, R@10) on MSCOCO and Flickr30k, respectively, compared to Vanilla (Filtering) baseline. One interesting observation is that generated captions by our method show a higher performance compared to the ground-truth captions annotated by humans. This implies our model is effective in generating distinct captions.

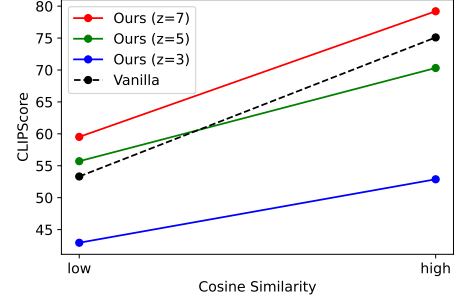


Figure 6. Performances on two groups of different similarities from CC3M validation set.

4.6. In-depth Analysis

4.6.1 Is it effective when scaling-up data size?

To validate whether our model is effective in larger-scale web-crawled data, we leverage COYO [3] dataset, which consists of 700M web-crawled image-text data without a CLIP-based filtering scheme. From COYO, we create four datasets of 3M, 10M, 23M, and 125M scales where the smaller dataset is a subset of the larger ones. For 10M, 23M, and 125M scales, we use a larger base learning rate (*i.e.*, 0.0032) and a mini-batch size (*i.e.*, 8192), respectively, to train models. Using four datasets, we train two baselines—Vanilla and Vanilla (Filtering)—and our method; due to its limited effectiveness, we do not compare Loss weighting.

Fig. 5 summarizes the results where we observe the followings. First, due to noisy data, the performance of Vanilla model is quickly saturated compared to others, thus showing a larger gap in the 125M dataset compared to the 3M one. Second, while Vanilla (Filtering) is considerably enhanced by using larger datasets, the performance gap is consistently kept across larger-scale datasets (23M \rightarrow 125M). These observations indicate our method is more effective than two baselines in large-scale data as well.

4.6.2 How can our model handle noises?

We examine why our algorithm is robust to noisy data by inspecting the captioning results in different alignment levels. One of the reasons for the degradation of generalization performance when using noisy datasets is the powerful memorization ability of modern DNNs [2, 50]; this results in the over-memorization of noisy data in the training set, hindering the learning of normal data.

We analyze such memorization capability of Vanilla and our models for image-text data of different alignment levels. For this experiment, we train models for longer steps so that the models fully fit and memorize the training data (CC3M). Then, we compare the memorization capability for *training samples split* into two groups with different alignment levels: 1) a noisy group of CLIP similarity between 0 and 0.15, and 2) a well-aligned group of CLIP similarity higher than

Options	CIDEr	CLIPScore
Quantile	49.22	65.72
Uniform	49.18	66.65

(a) Bucketing strategy

Options	CIDEr	CLIPScore
Sum	48.99	65.19
MLP	48.70	66.94
Concat.	49.18	66.65

(b) Control fusion method

Options	CIDEr	CLIPScore
4	49.28	65.67
8	49.18	66.65
16	48.58	65.67

(c) The number of bucket bins

Table 4. Ablations on the zero-shot MSCOCO captioning after training on the CC3M dataset. The options, highlighted in bold, are selected as our default model due to their balanced performance considering both CIDEr and CLIPScore.

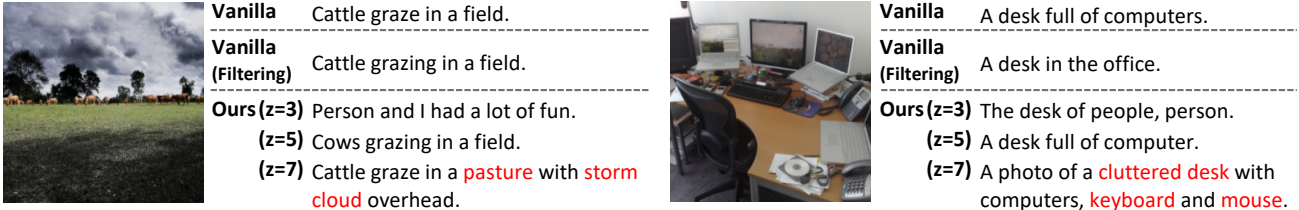


Figure 7. Examples of generated captions. For our models, expressions capturing fine details from images are highlighted in red.

0.35. To measure the degree of memorization, we count the number of exact matching (EM) samples, where the generated caption is identical to the paired web-crawled caption of the input image, in addition to captioning metrics.

From Tab. 3, our model with $z = 7$ seems to be trained mainly from the data of high similarity; thus showing a larger number of exact matching examples in the group of high similarity, but an extremely small number of exact matching cases in the group of low similarity. In contrast, our model with $z = 3$ shows the opposite behavior. Based on this observation, we analyze that our controllable model is implicitly specialized in the different groups according to a control signal (z). As a result, our model with $z = 7$ can be less affected by noisy data that is dealt with $z \leq 3$. On the other hand, Vanilla baseline suffers from over-memorization to noisy data, thus hindering the learning for pairs of high similarity. Consequently, by setting the control signal (z) to 7 at inference time, our model outperforms the Vanilla baseline on the CC3M validation set as presented in Fig. 6.

4.6.3 Ablation study

We also analyze the impact of two options for model design choice—a binning scheme for bucketing and a fusion method for image and control embeddings—and a hyperparameter, the number of buckets for noise levels K .

Bucketing strategy. We compare different discretization strategies for constructing bins of bucketing: 1) *Uniform* bucketing where all bins have identical intervals of CLIP similarity and 2) *Quantile* bucketing where each bin has adaptive widths for containing an equal number of samples. Tab. 4(a) presents results where the two strategies show similar CIDEr scores, Uniform bucketing achieves a higher

CLIPScore than Quantile bucketing.

Control fusion method. We compare different operations for fusing the control and image embeddings to make a prefix embedding for the decoder: 1) element-wise summation, 2) concatenation in sequence direction, and 3) concatenation in channel dimension followed by MLP. Tab. 4(b) shows that concatenation brings the best-balanced performance when considering both CIDEr and CLIPScore. We conjecture that this is partly because the condition information remains using the concatenation operation in a prefix embedding and thus is more appropriate to directly control the caption generation, while the condition information is smoothed with visual ones in other operations.

The number of bucket bins. Tab. 4(c) presents the results across the number of bucket bins ($K = \{4, 8, 16\}$). While our method seems robust to the number of bucket bins, the lowest performance with higher K indicates too fine-level bucketing for alignment levels may slightly hinder the learning.

4.7. Qualitative Results

Fig. 7 presents generated captions from Vanilla, Vanilla (Filtering), and our model with $z = \{3, 5, 7\}$. Our model successfully generates captions of different quality by adjusting a control signal (z); when feeding z corresponding to higher alignment levels ($3 \rightarrow 5 \rightarrow 7$), captions become more descriptive and distinct by capturing finer-level concepts (e.g., pasture, storm cloud, cluttered desk) from images. In contrast, two baselines generate descriptive but less distinct captions as they typically rely on common words (or phrases) or capture only salient regions. Note that more examples are provided in Appendix.

5. Conclusion

The recent introduction of large-scale web-crawled data has brought remarkable advances in various computer vision tasks, such as image captioning. However, since the web-crawled data relies on alt-texts, not human annotations, it inevitably includes noisy pairs in a high ratio. Most of the recent works that use the large-scale data, however, train models without any consideration for handling the noisy pairs except for simple rule-based filtering strategies. In this paper, we first argue the importance of handling the noise issue in web-crawled image-text data, especially for image captioning. From the comprehensive experiments, our proposed noise-aware learning framework consistently outperforms other carefully designed baselines. We hope our study provides insights to further explore an effective noise-aware learning algorithm for handling inherent noises of a large-scale web-crawled dataset in the future.

References

- [1] Harsh Agrawal, Karan Desai, Yufei Wang, Xinlei Chen, Rishabh Jain, Mark Johnson, Dhruv Batra, Devi Parikh, Stefan Lee, and Peter Anderson. Nocaps: Novel Object Captioning at Scale. In *ICCV*, 2019. 2, 5
- [2] Devansh Arpit, Stanisław Jastrzebski, Nicolas Ballas, David Krueger, Emmanuel Bengio, Maxinder S Kanwal, Tegan Maharaj, Asja Fischer, Aaron Courville, Yoshua Bengio, et al. A Closer Look at Memorization in Deep Networks. In *ICML*, 2017. 7
- [3] Minwoo Byeon, Beomhee Park, Haecheon Kim, Sungjun Lee, Woonhyuk Baek, and Saehoon Kim. COYO-700M: Image-Text Pair Dataset. <https://github.com/kakaobrain/coyo-dataset>, 2022. 1, 7
- [4] Soravit Changpinyo, Piyush Sharma, Nan Ding, and Radu Soricut. Conceptual 12M: Pushing Web-Scale Image-Text Pre-Training To Recognize Long-Tail Visual Concepts. In *CVPR*, 2021. 2
- [5] Long Chen, Hanwang Zhang, Jun Xiao, Liqiang Nie, Jian Shao, Wei Liu, and Tat-Seng Chua. Sca-cnn: Spatial and Channel-wise Attention in Convolutional Networks for Image Captioning. In *CVPR*, 2017. 2
- [6] Xinlei Chen and Abhinav Gupta. Webly Supervised Learning of Convolutional Networks. In *ICCV*, 2015. 3
- [7] Xinlei Chen and C Lawrence Zitnick. Learning a Recurrent Visual Representation for Image Caption Generation. *arXiv preprint arXiv:1411.5654*, 2014. 2
- [8] Lele Cheng, Xiangzeng Zhou, Liming Zhao, Dangwei Li, Hong Shang, Yun Zheng, Pan Pan, and Yinghui Xu. Weakly Supervised Learning with Side Information for Noisy Labeled Images. In *ECCV*, 2020. 3
- [9] Marcella Cornia, Matteo Stefanini, Lorenzo Baraldi, and Rita Cucchiara. Meshed-Memory Transformer for Image Captioning. In *CVPR*, 2020. 2
- [10] Hao Fang, Saurabh Gupta, Forrest Iandola, Rupesh K Srivastava, Li Deng, Piotr Dollár, Jianfeng Gao, Xiaodong He, Margaret Mitchell, John C Platt, et al. From Captions to Visual Concepts and Back. In *CVPR*, 2015. 2
- [11] Jacob Goldberger and Ehud Ben-Reuven. Training Deep Neural-Networks using a Noise Adaptation Layer. In *ICLR*, 2017. 3
- [12] Bo Han, Quanming Yao, Xingrui Yu, Gang Niu, Miao Xu, Weihua Hu, Ivor Tsang, and Masashi Sugiyama. Co-teaching: Robust Training of Deep Neural Networks with Extremely Noisy Labels. *NIPS*, 2018. 3
- [13] Sen He, Wentong Liao, Hamed R Tavakoli, Michael Yang, Bodo Rosenhahn, and Nicolas Pugeault. Image Captioning through Image Transformer. In *ACCV*, 2020. 2
- [14] Simao Herdade, Armin Kappeler, Kofi Boakye, and Joao Soares. Image Captioning: Transforming Objects into Words. *NIPS*, 2019. 2
- [15] Jack Hessel, Ari Holtzman, Maxwell Forbes, Ronan Le Bras, and Yejin Choi. CLIPScore: A Reference-free Evaluation Metric for Image Captioning. In *EMNLP*, 2021. 1, 5
- [16] Peng Hu, Xi Peng, Hongyuan Zhu, Liangli Zhen, and Jie Lin. Learning Cross-modal Retrieval with Noisy Labels. In *CVPR*, 2021. 3
- [17] Xiaowei Hu, Zhe Gan, Jianfeng Wang, Zhengyuan Yang, Zicheng Liu, Yumao Lu, and Lijuan Wang. Scaling Up Vision-Language Pre-training for Image Captioning. In *CVPR*, 2022. 2
- [18] Zhenyu Huang, Guocheng Niu, Xiao Liu, Wenbiao Ding, Xinyan Xiao, Hua Wu, and Xi Peng. Learning with Noisy Correspondence for Cross-modal Matching. *NIPS*, 2021. 3
- [19] Chao Jia, Yinfei Yang, Ye Xia, Yi-Ting Chen, Zarana Parekh, Hieu Pham, Quoc Le, Yun-Hsuan Sung, Zhen Li, and Tom Duerig. Scaling Up Visual and Vision-Language Representation Learning With Noisy Text Supervision. In *ICML*, 2021. 1, 2
- [20] Lu Jiang, Zhengyuan Zhou, Thomas Leung, Li-Jia Li, and Li Fei-Fei. Mentornet: Learning Data-driven Curriculum for Very Deep Neural Networks on Corrupted Labels. In *ICML*, 2018. 3
- [21] Ranjay Krishna, Yuke Zhu, Oliver Groth, Justin Johnson, Kenji Hata, Joshua Kravitz, Stephanie Chen, Yannis Kalantidis, Li-Jia Li, David A Shamma, et al. Visual Genome: Connecting Language and Vision using Crowdsourced Dense Image Annotations. *IJCV*, 2017. 2
- [22] Chenliang Li, Haiyang Xu, Junfeng Tian, Wei Wang, Ming Yan, Bin Bi, Jiabo Ye, Hehong Chen, Guohai Xu, Zheng Cao, et al. mPLUG: Effective and Efficient Vision-Language Learning by Cross-modal Skip-connections. *arXiv preprint arXiv:2205.12005*, 2022. 1, 2
- [23] Xiujun Li, Xi Yin, Chunyuan Li, Xiaowei Hu, Pengchuan Zhang, Lei Zhang, Lijuan Wang, Houdong Hu, Li Dong, Furu Wei, Yejin Choi, and Jianfeng Gao. Oscar: Object-Semantics Aligned Pre-training for Vision-Language Tasks. *ECCV*, 2020. 2
- [24] Tsung-Yi Lin, Michael Maire, Serge Belongie, James Hays, Pietro Perona, Deva Ramanan, Piotr Dollár, and C Lawrence Zitnick. Microsoft coco: Common Objects in Context. In *ECCV*, 2014. 2, 5
- [25] Ilya Loshchilov and Frank Hutter. Decoupled Weight Decay Regularization. In *ICLR*, 2019. 6

- [26] Jiasen Lu, Caiming Xiong, Devi Parikh, and Richard Socher. Knowing When to Look: Adaptive Attention via a Visual Sentinel for Image Captioning. In *CVPR*, 2017. 2
- [27] Yunpeng Luo, Jiayi Ji, Xiaoshuai Sun, Lijuan Cao, Yongjian Wu, Feiyue Huang, Chia-Wen Lin, and Rongrong Ji. Dual-Level Collaborative Transformer for Image Captioning. In *AAAI*, 2021. 2
- [28] Xingjun Ma, Hanxun Huang, Yisen Wang, Simone Romano, Sarah Erfani, and James Bailey. Normalized Loss Functions for Deep Learning with Noisy Labels. In *ICML*, 2020. 3
- [29] Junhua Mao, Wei Xu, Yi Yang, Jiang Wang, and Alan L. Yuille. Deep Captioning with Multimodal Recurrent Neural Networks (m-RNN). In *ICLR*, 2015. 2
- [30] Jonghwan Mun, Minsu Cho, and Bohyung Han. Text-guided Attention Model for Image Captioning. In *AAAI*, 2017. 2
- [31] Duc Tam Nguyen, Chaithanya Kumar Mummadi, Thi Phuong Nhung Ngo, Thi Hoai Phuong Nguyen, Laura Beggel, and Thomas Brox. SELF: Learning to Filter Noisy Labels with Self-Ensembling. In *ICLR*, 2020. 3
- [32] Yingwei Pan, Ting Yao, Yehao Li, and Tao Mei. X-Linear Attention Networks for Image Captioning. In *CVPR*, 2020. 2
- [33] Bryan A Plummer, Liwei Wang, Chris M Cervantes, Juan C Caicedo, Julia Hockenmaier, and Svetlana Lazebnik. Flickr30k Entities: Collecting Region-to-Phrase Correspondences for Richer Image-to-Sentence Models. In *ICCV*, 2015. 5
- [34] Alec Radford, Jong Wook Kim, Chris Hallacy, Aditya Ramesh, Gabriel Goh, Sandhini Agarwal, Girish Sastry, Amanda Askell, Pamela Mishkin, Jack Clark, et al. Learning Transferable Visual Models From Natural Language Supervision. In *ICML*, 2021. 1, 5, 6, 12
- [35] Alec Radford, Jeff Wu, Rewon Child, David Luan, Dario Amodei, and Ilya Sutskever. Language Models are Unsupervised Multitask Learners. 2019. 6
- [36] Aditya Ramesh, Mikhail Pavlov, Gabriel Goh, Scott Gray, Chelsea Voss, Alec Radford, Mark Chen, and Ilya Sutskever. Zero-Shot Text-to-Image Generation. In *ICML*, 2021. 1
- [37] Mengye Ren, Wenyuan Zeng, Bin Yang, and Raquel Urtasun. Learning to Reweight Examples for Robust Deep Learning. In *ICML*, 2018. 3
- [38] Christoph Schuhmann, Richard Vencu, Romain Beaumont, Robert Kaczmarczyk, Clayton Mullis, Aarush Katta, Theo Coombes, Jenia Jitsev, and Aran Komatsuzaki. LAION-400M: Open Dataset of CLIP-Filtered 400 Million Image-Text Pairs. *arXiv preprint arXiv:2111.02114*, 2021. 1, 2, 5
- [39] Piyush Sharma, Nan Ding, Sebastian Goodman, and Radu Soricut. Conceptual Captions: A Cleaned, Hypernymed, Image Alt-text Dataset For Automatic Image Captioning. In *ACL*, 2018. 2, 5
- [40] Kenneth Tran, Xiaodong He, Lei Zhang, Jian Sun, Cornelia Carapcea, Chris Thrasher, Chris Buehler, and Chris Sienkiewicz. Rich Image Captioning in the Wild. In *CVPRW*, 2016. 2
- [41] Oriol Vinyals, Alexander Toshev, Samy Bengio, and Dumitru Erhan. Show and Tell: A Neural Image Caption Generator. In *CVPR*, 2015. 2
- [42] Jianfeng Wang, Zhengyuan Yang, Xiaowei Hu, Linjie Li, Kevin Lin, Zhe Gan, Zicheng Liu, Ce Liu, and Lijuan Wang. GIT: A Generative Image-to-text Transformer for Vision and Language. *arXiv preprint arXiv:2205.14100*, 2022. 1, 2, 3
- [43] Qingzhong Wang, Jia Wan, and Antoni B Chan. On Diversity in Image Captioning: Metrics and Methods. *PAMI*, 2020. 5
- [44] Zirui Wang, Jiahui Yu, Adams Wei Yu, Zihang Dai, Yulia Tsvetkov, and Yuan Cao. SimVLM: Simple Visual Language Model Pretraining with Weak Supervision. In *ICLR*, 2022. 1, 2, 3, 5
- [45] Kelvin Xu, Jimmy Ba, Ryan Kiros, Kyunghyun Cho, Aaron Courville, Ruslan Salakhudinov, Rich Zemel, and Yoshua Bengio. Show, Attend and Tell: Neural Image Caption Generation with Visual Attention. In *ICML*, 2015. 2
- [46] Jiangchao Yao, Jiajie Wang, Ivor W Tsang, Ya Zhang, Jun Sun, Chengqi Zhang, and Rui Zhang. Deep Learning from Noisy Image Labels with Quality Embedding. *TIP*, 2018. 3
- [47] Lewei Yao, Runhui Huang, Lu Hou, Guansong Lu, Minzhe Niu, Hang Xu, Xiaodan Liang, Zhenguo Li, Xin Jiang, and Chunjing Xu. FILIP: Fine-grained Interactive Language-Image Pre-Training. In *ICLR*, 2022. 12
- [48] Jiahui Yu, Zirui Wang, Vijay Vasudevan, Legg Yeung, Mojtaba Seyedhosseini, and Yonghui Wu. Coca: Contrastive Captioners are Image-Text Foundation Models. *arXiv preprint arXiv:2205.01917*, 2022. 1, 2, 3, 5
- [49] Lu Yuan, Dongdong Chen, Yi-Ling Chen, Noel Codella, Xiyang Dai, Jianfeng Gao, Houdong Hu, Xuedong Huang, Boxin Li, Chunyuan Li, et al. Florence: A New Foundation Model for Computer Vision. *arXiv preprint arXiv:2111.11432*, 2021. 12
- [50] Chiyuan Zhang, Samy Bengio, Moritz Hardt, Benjamin Recht, and Oriol Vinyals. Understanding Deep Learning Requires Rethinking Generalization. In *ICLR*, 2017. 7
- [51] Pengchuan Zhang, Xiujuan Li, Xiaowei Hu, Jianwei Yang, Lei Zhang, Lijuan Wang, Yejin Choi, and Jianfeng Gao. VinVL: Making Visual Representations Matter in Vision-Language Models. *CVPR*, 2021. 2
- [52] Zhilu Zhang and Mert Sabuncu. Generalized Cross Entropy Loss for Training Deep Neural Networks with Noisy Labels. *NIPS*, 2018. 3

Appendix

A. Network Architecture Details

We present the network architecture of our quality controllable caption generator in Fig. 8. When a pair of an image and a caption is given, we first calculate the cosine similarity, $s \in \mathbb{R}$, of the pair using pre-trained CLIP ViT-L/14. Then, we convert the similarity score into a discrete alignment level $l \in \{1, \dots, K\}$ via the bucketing technique as described in Sec. 3.2. After getting the alignment level, we feed the discrete alignment level as a control signal into a learnable embedding layer to get a control vector that has the same dimension as the image embedding extracted from an image encoder. Finally, we concatenate the control and image embedding vectors and feed them to a caption decoder model as a prefix. During the inference phase, we can simply set the control signal z as the desired alignment level (e.g., $z = 7$) to get a caption describing a given image. Since our quality controllable caption generator requires only a minor change (i.e., add a prefix) to a conventional image captioning model, our proposed noise-aware learning framework can be simply applied to any captioning model.

B. Details for Loss Weighting Baseline

We visualize the distribution of cosine similarities of the CC3M training split in Fig. 9. The range of raw cosine similarities is distributed from -0.037 to 0.482, and the mean of the distribution is 0.239. If we use the cosine similarities directly for loss re-weighting defined in Eq. (4), the scale of the overall loss value becomes low, which could result in slow convergence of the training phase. Thus, to equalize the averaged loss scale, we re-scale the cosine similarities for the loss re-weighting strategy by applying min-max normalization and multiplying by 2. Statistics of the resulting distribution of the re-scaled cosine similarities are 0.0, 2.0, and 1.066 for minimum, maximum, and mean values, respectively.

C. Detailed Results for Scale-up Training

We report detailed quantitative results of zero-shot captioning and self-retrieval tasks about our scaling-up experiments using the COYO dataset described in Sec. 4.6.1.

Tab. 5 presents zero-shot captioning results. Each model is trained on various scales of COYO and evaluated on validation splits of MSCOCO and nocaps datasets. As discussed in Sec. 4.6.1, our model with ($z \geq 6$) consistently outperforms other baselines. Note that the performance gap between our model and other baselines is larger in the out-of-domain split of nocaps, which is the same tendency as the experiment trained on the CC3M dataset. This implies that even if the dataset size becomes larger and thus

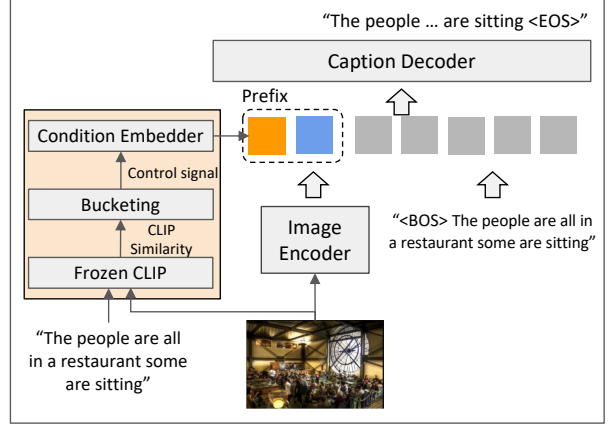
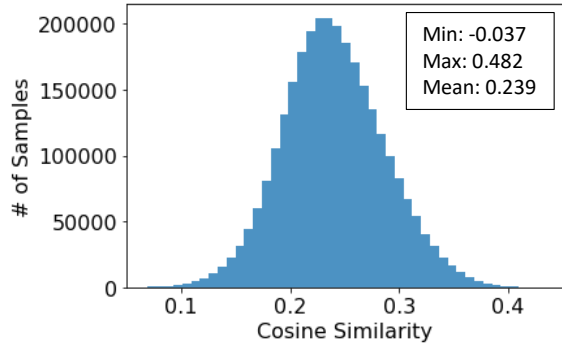
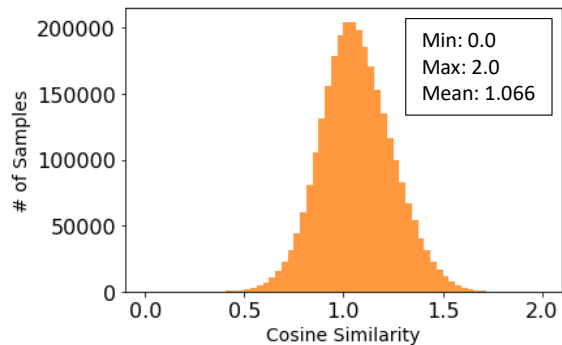


Figure 8. Network architecture of our quality controllable caption generator. During the training phase, the calculated control signal is concatenated to the image embedding, and then the concatenated vectors are fed into a caption decoder as a prefix.



(a) Distribution of cosine similarities *before* re-scaling.



(b) Distribution of cosine similarities *after* re-scaling.

Figure 9. Distributions of cosine similarities for all image-text pairs in the CC3M training split. The cosine similarity is calculated by pre-trained CLIP ViT-L/14. Statistics for each distribution are presented in the upper right region in each figure.

enough training samples remain after the filtering scheme, our noise-aware training can learn rich visual knowledge more effectively than the filtering-based method.

From the Tab. 6, we also observe that our model achieves

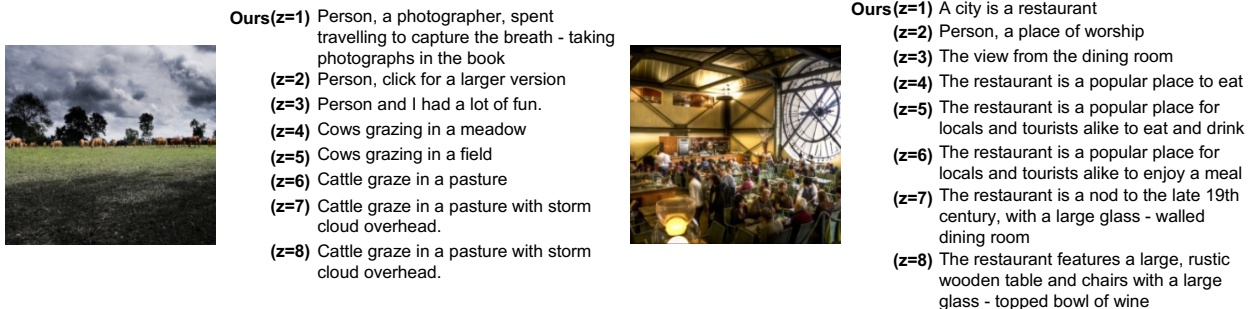


Figure 10. Examples of generated captions from all alignment levels of our model.

the highest self-retrieval performance compared to the other baselines by large margins. Notably, the self-retrieval performance becomes consistently higher as we train models with larger-scale datasets. This implies that a model can generate more distinctive captions generally as it learns more diverse visual concepts from a larger-scale dataset. However, the superior performance of our model indicates that our quality controllable model is particularly more effective than other baselines for learning various visual concepts described in the large-scale dataset.

D. Discussion on Similarity Computation Module

We examine how robust our model is to the variations on the alignment level computation module used for computing cosine similarities between given image-text pairs. We change the alignment level computation module from pre-trained CLIP ViT-L/14 to CLIP ViT-B/32 which has fewer parameters resulting in faster computations of alignment levels but shows lower performance than the ViT-L/14-based model in other downstream tasks [34]. The zero-shot captioning and self-retrieval results are presented in Tab. 7 and Tab. 8, respectively. From the tables, we observe that our model shows almost consistent performance on both the captioning and retrieval tasks, even if the alignment level computation module is changed to a model having relatively lower representation power. Also, we expect that if we can use a more powerful model trained to capture fine-grained alignments between images and paired texts, such as Florence [49] or FILIP [47]³, for measuring the alignment levels, our proposed noise-aware learning framework can perform better than current results as the powerful alignment computation module measures the alignment level more accurately.

E. More Qualitative Results

E.1 Zero-shot Captioning Results

We present the captioning results for all alignment levels of our model to show that our model can effectively control the quality of generated captions in Fig. 10. From the Fig. 10, our quality controllable model generates miss aligned or less descriptive captions with the control signals corresponding to low alignment levels (*i.e.*, $z \leq 3$). While, with the control signals meaning to middle alignment levels (*i.e.*, $4 \leq z \leq 6$), our model describes the images using common words as other baselines do. Finally, our model with the control signals corresponding to high alignment levels (*i.e.*, $z \geq 7$) can generate captions satisfying both *descriptiveness* and *distinctiveness*.

In addition, we provide more zero-shot captioning examples in Fig. 11. As discussed in Sec. 4.7, baseline models tend to describe given images using common words (or phrases), while our model with a higher alignment level (*e.g.*, $z = 7$) describes the images with more various words (or phrases) based on learned rich visual knowledge.

E.2 Self-retrieval Results

We present examples of self-retrieval results on the MSCOCO dataset for Vanilla (Filtering) baseline and our method in Fig. 12. For these models, we generate a caption from an input image (1st column) and retrieve the top-5 images (2-6th columns) using the generated caption. In addition, we also present the retrieval result using ground-truth captions for the given images. Our model successfully captures fine details (*e.g.*, older man, mountain backdrop, a cup of coffee, black and white photograph) that is not captured by the baseline and even in the ground-truth caption. Such captured fine details allow us to search for more similar images for a given image as well as improve the self-retrieval performance.

³Checkpoints of the models have not been released publicly yet.

Models	MSCOCO				nocaps							
	B@4	M	C	CS	overall		in-domain		near-domain		out-of-domain	
					C	CS	C	CS	C	CS	C	CS
Vanilla	4.41	10.49	22.54	58.25	21.30	57.62	17.76	55.97	18.98	56.74	31.26	59.79
Vanilla (Filtering)	4.65	11.52	22.48	59.67	21.29	59.04	18.15	56.22	19.25	58.68	30.07	60.56
Ours (z=1)	0.00	2.40	0.09	30.86	0.08	30.85	0.05	30.72	0.09	30.29	0.07	31.95
Ours (z=2)	0.00	2.38	0.13	31.20	0.15	31.36	0.24	30.17	0.15	30.89	0.10	32.60
Ours (z=3)	0.31	4.28	3.15	41.82	2.31	40.49	2.74	40.33	2.32	40.52	1.97	40.47
Ours (z=4)	2.40	8.30	16.21	54.88	17.05	54.33	13.20	52.25	15.45	53.53	24.93	56.44
Ours (z=5)	5.40	11.37	25.80	60.35	24.21	59.36	20.17	56.96	21.84	58.81	34.70	61.10
Ours (z=6)	6.60	13.39	28.90	62.50	<u>26.92</u>	61.22	23.19	58.33	<u>24.84</u>	61.00	<u>36.24</u>	62.48
Ours (z=7)	<u>6.59</u>	<u>14.19</u>	<u>28.10</u>	63.33	27.24	62.09	<u>22.17</u>	59.32	25.29	61.86	37.09	63.34
Ours (z=8)	6.06	14.39	24.72	<u>63.13</u>	24.85	<u>61.88</u>	19.57	<u>58.67</u>	23.14	<u>61.63</u>	34.11	<u>63.31</u>

(a) Zero-shot captioning results from models trained on COYO3M

Models	MSCOCO				nocaps							
	B@4	M	C	CS	overall		in-domain		near-domain		out-of-domain	
					C	CS	C	CS	C	CS	C	CS
Vanilla	5.34	11.31	27.52	60.69	24.00	59.61	18.32	56.52	21.95	58.96	34.59	61.77
Vanilla (Filtering)	6.51	12.71	29.25	64.11	26.88	62.83	21.39	60.87	24.84	62.52	37.30	63.98
Ours (z=1)	0.10	2.37	0.13	28.44	0.12	27.39	0.17	26.64	0.11	27.17	0.11	28.03
Ours (z=2)	0.00	2.44	0.28	32.28	0.23	31.75	0.29	30.62	0.26	31.63	0.12	32.30
Ours (z=3)	0.52	4.33	3.56	41.89	2.46	40.45	2.85	40.32	2.49	40.39	2.08	40.60
Ours (z=4)	2.90	8.94	19.62	56.20	18.78	55.61	15.70	52.46	16.80	54.92	27.33	57.84
Ours (z=5)	6.22	12.09	29.86	62.60	27.27	61.44	21.82	58.53	25.45	61.04	36.97	63.08
Ours (z=6)	7.32	14.05	32.63	65.33	<u>30.57</u>	63.91	<u>25.33</u>	60.63	28.28	63.77	41.65	65.12
Ours (z=7)	<u>7.05</u>	<u>15.03</u>	<u>30.59</u>	<u>66.26</u>	30.66	65.08	26.11	61.95	<u>27.91</u>	<u>64.94</u>	42.72	<u>66.27</u>
Ours (z=8)	6.92	15.59	27.75	66.65	29.07	65.35	24.75	63.06	26.02	65.20	<u>41.93</u>	66.32

(b) Zero-shot captioning results from models trained on COYO10M

Models	MSCOCO				nocaps							
	B@4	M	C	CS	overall		in-domain		near-domain		out-of-domain	
					C	CS	C	CS	C	CS	C	CS
Vanilla	5.17	11.32	27.07	62.06	25.32	60.93	19.29	58.43	23.05	60.26	36.87	62.95
Vanilla (Filtering)	7.18	13.33	<u>32.52</u>	65.87	29.85	64.65	<u>25.33</u>	62.48	27.64	64.25	40.18	66.05
Ours (z=1)	0.00	2.96	0.08	33.45	0.08	31.54	0.11	30.90	0.08	31.34	0.07	32.12
Ours (z=2)	0.00	3.14	0.18	35.89	0.18	34.65	0.26	33.81	0.19	34.39	0.08	35.38
Ours (z=3)	0.36	4.33	2.57	41.26	1.68	39.40	1.88	39.34	1.78	39.70	1.20	38.86
Ours (z=4)	2.81	9.03	19.97	56.93	18.84	56.11	14.33	53.29	17.19	55.30	27.34	58.46
Ours (z=5)	6.11	12.05	30.25	63.67	27.29	62.53	22.40	59.81	25.11	62.06	37.75	64.21
Ours (z=6)	7.59	14.19	33.43	66.65	30.60	65.17	26.59	62.64	<u>28.11</u>	65.00	41.45	66.24
Ours (z=7)	<u>7.57</u>	<u>15.54</u>	31.72	68.12	<u>30.55</u>	66.59	25.25	<u>64.00</u>	28.52	66.46	<u>40.85</u>	<u>67.60</u>
Ours (z=8)	7.01	16.37	25.45	68.80	27.11	67.39	21.02	64.92	24.34	67.26	40.33	68.36

(c) Zero-shot captioning results from models trained on COYO23M

Models	MSCOCO				nocaps							
	B@4	M	C	CS	overall		in-domain		near-domain		out-of-domain	
					C	CS	C	CS	C	CS	C	CS
Vanilla	4.92	11.18	28.03	62.40	25.29	61.73	20.25	59.14	22.56	60.98	37.63	63.90
Vanilla (Filtering)	7.80	13.48	<u>34.55</u>	66.75	30.93	65.56	<u>26.90</u>	63.47	28.75	65.35	40.77	66.58
Ours (z=1)	0.00	2.04	0.09	33.84	0.09	31.25	0.16	30.30	0.08	30.71	0.10	32.56
Ours (z=2)	0.00	2.04	0.20	35.42	0.18	33.37	0.38	32.51	0.15	32.94	0.17	34.44
Ours (z=3)	0.45	4.38	2.98	40.84	1.96	38.61	2.00	38.88	2.15	39.09	1.30	37.62
Ours (z=4)	3.11	9.18	21.26	57.13	19.15	56.31	15.32	53.77	17.37	55.53	27.59	58.54
Ours (z=5)	6.68	12.37	31.54	64.60	27.62	63.35	22.70	60.74	25.68	62.98	37.34	64.82
Ours (z=6)	8.44	14.53	35.82	67.72	31.62	66.32	27.12	64.30	<u>28.98</u>	66.18	<u>43.33</u>	67.19
Ours (z=7)	<u>8.08</u>	<u>15.87</u>	32.86	<u>69.24</u>	<u>31.55</u>	<u>67.74</u>	24.05	<u>65.75</u>	29.05	<u>67.66</u>	44.95	<u>68.46</u>
Ours (z=8)	7.12	16.73	23.85	69.87	25.35	68.51	18.08	66.73	22.44	68.41	39.85	69.24

(d) Zero-shot captioning results from models trained on COYO125M

Table 5. Zero-shot caption generation performance on MSCOCO and nocaps when scaling up the training dataset sizes using COYO. Models of each dataset are trained for the same number of steps. Numbers in **bold** and underlined indicate the best and second-best ones, respectively.

Models	MSCOCO			Flickr30k		
	R@1	R@5	R@10	R@1	R@5	R@10
GT Caption	34.57	59.30	69.91	63.08	86.50	92.00
Vanilla	24.92	48.96	59.90	47.90	73.90	82.10
Vanilla (Filtering)	31.78	57.96	69.08	52.20	82.00	90.80
Ours (z=1)	0.08	0.24	0.44	0.20	1.10	1.90
Ours (z=2)	0.08	0.32	0.78	0.10	0.90	1.70
Ours (z=3)	1.32	4.20	6.50	3.10	10.10	15.00
Ours (z=4)	14.16	34.10	44.30	28.40	54.90	66.60
Ours (z=5)	30.16	57.14	67.86	54.30	81.10	88.90
Ours (z=6)	39.28	68.30	77.86	62.80	88.30	92.90
Ours (z=7)	<u>44.96</u>	<u>72.56</u>	<u>81.42</u>	<u>66.50</u>	<u>89.40</u>	<u>94.70</u>
Ours (z=8)	45.76	73.02	81.90	69.70	91.00	94.80

(a) Self-retrieval results from models trained on COYO3M

Models	MSCOCO			Flickr30k		
	R@1	R@5	R@10	R@1	R@5	R@10
GT Caption	34.57	59.30	69.91	63.08	86.50	92.00
Vanilla	34.70	60.42	71.02	58.70	83.20	88.30
Vanilla (Filtering)	48.70	75.62	84.28	74.10	93.30	96.30
Ours (z=1)	0.02	0.18	0.30	0.00	0.70	0.90
Ours (z=2)	0.06	0.34	0.68	0.40	1.20	1.90
Ours (z=3)	1.30	3.82	6.42	2.90	8.20	13.90
Ours (z=4)	17.44	38.68	50.14	33.50	61.00	72.00
Ours (z=5)	39.04	66.58	77.42	65.90	89.50	94.60
Ours (z=6)	52.80	79.42	87.62	76.60	93.50	96.90
Ours (z=7)	<u>61.40</u>	<u>85.32</u>	<u>91.38</u>	<u>81.30</u>	<u>96.60</u>	<u>98.00</u>
Ours (z=8)	64.92	86.46	92.60	84.10	96.80	98.40

(c) Self-retrieval results from models trained on COYO23M

Models	MSCOCO			Flickr30k		
	R@1	R@5	R@10	R@1	R@5	R@10
GT Caption	34.57	59.30	69.91	63.08	86.50	92.00
Vanilla	31.44	55.48	66.42	56.30	79.90	86.20
Vanilla (Filtering)	43.56	70.60	80.42	67.80	90.30	95.00
Ours (z=1)	0.06	0.22	0.44	0.20	1.00	1.80
Ours (z=2)	0.18	0.44	0.94	0.40	1.40	2.20
Ours (z=3)	1.48	4.72	7.08	3.10	9.70	14.90
Ours (z=4)	16.24	36.94	48.14	33.80	60.40	71.70
Ours (z=5)	35.98	63.52	75.08	59.70	86.60	92.70
Ours (z=6)	48.24	76.44	84.82	71.20	92.60	96.80
Ours (z=7)	<u>54.70</u>	<u>80.68</u>	<u>87.94</u>	<u>75.50</u>	<u>94.30</u>	<u>97.40</u>
Ours (z=8)	56.60	81.92	88.76	78.30	95.40	97.40

(b) Self-retrieval results from models trained on COYO10M

Models	MSCOCO			Flickr30k		
	R@1	R@5	R@10	R@1	R@5	R@10
GT Caption	34.57	59.30	69.91	63.08	86.50	92.00
Vanilla	36.20	60.84	71.44	60.90	83.20	89.20
Vanilla (Filtering)	52.10	77.34	86.10	77.20	95.20	97.70
Ours (z=1)	0.02	0.12	0.28	0.00	0.40	0.80
Ours (z=2)	0.04	0.34	0.58	0.10	0.90	1.50
Ours (z=3)	0.94	3.56	5.66	2.70	9.10	13.50
Ours (z=4)	17.02	37.60	49.36	34.40	64.10	75.10
Ours (z=5)	42.00	69.54	79.56	68.70	91.40	95.70
Ours (z=6)	57.24	82.06	89.24	82.60	96.30	98.20
Ours (z=7)	<u>65.32</u>	<u>87.68</u>	<u>92.84</u>	<u>85.40</u>	<u>97.40</u>	<u>98.50</u>
Ours (z=8)	69.66	89.28	94.12	88.20	98.00	99.30

(d) Self-retrieval results from models trained on COYO125M

Table 6. Self-retrieval performance on MSCOCO and Flickr30k when scaling up the training dataset sizes using COYO. Models of each dataset are trained for the same number of steps. Numbers in **bold** and underlined indicate the best and second-best ones, respectively.

Models	MSCOCO				nocaps							
	B@4	M	C	CS	overall		in-domain		near-domain		out-of-domain	
					C	CS	C	CS	C	CS	C	CS
Alignment Level Computation using ViT-L/14												
Ours (z=1)	3.59	10.36	18.33	50.68	13.46	48.28	13.69	48.97	12.90	48.41	15.08	47.84
Ours (z=2)	1.53	6.80	6.45	41.06	4.38	38.85	4.95	36.54	4.42	39.68	3.81	36.54
Ours (z=3)	1.99	8.13	11.42	47.31	8.86	45.80	10.36	46.92	8.72	46.18	8.26	44.76
Ours (z=4)	5.36	11.78	27.88	57.27	24.06	55.41	23.72	53.38	23.65	55.31	25.61	55.91
Ours (z=5)	9.19	15.01	42.27	62.89	38.59	61.07	35.13	59.54	35.57	60.37	50.73	62.86
Ours (z=6)	11.79	17.18	<u>49.28</u>	65.58	44.00	63.33	39.53	62.06	41.25	62.84	56.00	64.61
Ours (z=7)	12.11	18.34	49.18	66.65	45.09	64.40	39.25	63.02	42.41	64.18	57.87	65.21
Ours (z=8)	<u>12.23</u>	<u>18.43</u>	48.81	<u>66.31</u>	<u>46.21</u>	<u>64.10</u>	40.23	<u>62.84</u>	<u>43.50</u>	<u>63.77</u>	<u>59.15</u>	64.11
Alignment Level Computation using ViT-B/32												
Ours (z=1)	9.42	13.79	33.68	54.00	29.52	50.99	33.43	51.32	28.52	50.82	29.98	51.23
Ours (z=2)	1.83	7.26	7.68	43.43	5.63	41.52	6.37	43.09	5.36	42.00	5.98	40.16
Ours (z=3)	2.31	8.73	13.24	49.10	10.54	47.36	12.15	48.49	10.09	47.62	10.88	46.51
Ours (z=4)	6.01	12.56	30.81	59.03	25.34	56.72	25.06	56.10	23.90	56.44	30.19	57.41
Ours (z=5)	9.34	15.29	43.10	63.38	39.19	61.33	34.74	59.24	36.22	60.70	51.89	63.14
Ours (z=6)	11.70	17.18	49.01	65.23	45.29	63.22	<u>41.19</u>	61.09	42.29	62.86	57.81	64.53
Ours (z=7)	12.32	18.67	49.68	66.26	47.19	63.86	42.07	62.14	44.23	63.51	60.31	<u>65.01</u>
Ours (z=8)	11.31	16.51	47.77	63.67	43.71	61.43	39.70	60.45	41.11	60.87	54.91	62.79

Table 7. Zero-shot caption generation performances on MSCOCO and nocaps trained on CC3M when replacing the pre-trained CLIP ViT-L/14 with CLIP ViT-B/32 for alignment level computation. We observe our model seems robust to the pre-trained model. Numbers in **bold** and underlined indicate the best and second-best ones for each model, respectively.

Models	MSCOCO			Flickr30k		
	R@1	R@5	R@10	R@1	R@5	R@10
Alignment Level Computation using ViT-L/14						
Ours (z=1)	5.12	14.90	21.68	14.30	33.70	43.60
Ours (z=2)	1.08	3.22	4.98	2.90	9.30	14.40
Ours (z=3)	2.80	8.10	12.12	7.50	21.90	29.90
Ours (z=4)	11.72	28.84	39.04	27.40	57.00	66.20
Ours (z=5)	25.24	52.10	63.78	45.80	79.20	89.30
Ours (z=6)	38.18	65.60	76.72	62.60	91.00	95.70
Ours (z=7)	44.16	71.18	81.16	69.20	93.90	<u>97.20</u>
Ours (z=8)	<u>43.02</u>	<u>70.74</u>	<u>80.34</u>	<u>67.90</u>	<u>92.90</u>	97.30
Alignment Level Computation using ViT-B/32						
Ours (z=1)	9.26	23.08	31.12	20.40	45.80	56.70
Ours (z=2)	1.38	5.06	7.82	4.60	14.10	19.40
Ours (z=3)	3.92	11.66	17.70	11.50	29.00	39.90
Ours (z=4)	16.22	36.72	47.88	33.00	64.40	74.50
Ours (z=5)	28.66	55.76	66.82	49.70	82.30	90.40
Ours (z=6)	<u>36.40</u>	<u>64.76</u>	<u>75.92</u>	<u>60.10</u>	<u>91.00</u>	<u>96.00</u>
Ours (z=7)	43.20	70.38	80.50	67.30	91.20	96.30
Ours (z=8)	29.50	56.42	68.64	56.50	84.50	91.10


Table 8. Self-retrieval performance on MSCOCO and Flickr30k trained on CC3M when replacing the pre-trained CLIP ViT-L/14 with CLIP ViT-B/32 for alignment level computation. Numbers in **bold** and underlined indicate the best and second-best ones for each model, respectively.




Vanilla Person in action in the race
 Vanilla (Filtering) A horse being ridden by a driver
 Ours A horse and **jockey** ride around the track during a race




Vanilla The boat is a popular attraction for visitors to the city
 Vanilla (Filtering) The team of canoeing down river
 Ours A group of men and women **paddle a canoe** through the water during the regatta




Vanilla Little boy sitting on a pier
 Vanilla (Filtering) Little boy sitting on a wooden dock
 Ours Little boy sitting on a wooden pier near the **lake** and **looking at the water**



Vanilla Tired traveler sitting on the airport
 Vanilla (Filtering) Businessman waiting for departure at the airport
 Ours **Sad and depressed** businessman sitting on the airport **with a suitcase**




Vanilla Lake in the spring at sunset
 Vanilla (Filtering) Lake with a mountain range in the background
 Ours A **beautiful lake** with a **reflection of the sky** and a **rock** in the water



Vanilla Dogs playing in the park
 Vanilla (Filtering) Dogs playing in the grass
 Ours Dogs **wrestling** on a **green** grass



Vanilla Original fine art by person
 Vanilla (Filtering) Flowers in a vase by painting artist
 Ours A **still life painting** of a bunch of **red and yellow flowers** in a vase



Vanilla Silhouette of a man walking on the beach at sunset
 Vanilla (Filtering) Silhouette of a man walking on a pier at sunset
 Ours A man walks **along** the beach at sunset with a **sailboat** in the background




Vanilla Person in a hat and suit
 Vanilla (Filtering) A man in a suit with a bow tie
 Ours A man in a **brown fedora** and a **blue** shirt with a bow tie



Vanilla A base with a painting of a vase
 Vanilla (Filtering) Vase with a flower on the table
 Ours A **vintage** vase with a **beautiful floral pattern**



Vanilla This is what my dog looks like
 Vanilla (Filtering) A dog with glasses reading a book
 Ours A dog **dressed as a nerd** reads a book



Vanilla Aerial view of the island
 Vanilla (Filtering) Aerial view of a tropical island
 Ours Aerial view of a tropical island with **blue water** and **white sand beaches**




Vanilla A bench in the shade of a tree
 Vanilla (Filtering) A view of the back of the barn
 Ours A **white** bench sits in a field of **tall grass** with a **large** tree in the background



Vanilla Pink flowers on a tree
 Vanilla (Filtering) Pink flowers on a tree
 Ours **Beautiful purple orchids** blooming in a park with **green trees** and **blue sky** background



Vanilla Ice skating on the frozen lake
 Vanilla (Filtering) Ice skating on the frozen lake
 Ours Ice skating on frozen lake in the **park** on a **sunny winter day**



Vanilla Sunset - admire the beauty of creations
 Vanilla (Filtering) Sunset over the trees in the forest
 Ours a **red and orange** sunset over a forest of **pine trees**

Figure 11. Examples of generated captions sampled from MSCOCO and CC3M validation splits. The captions of our model are generated with the control signal $z = 7$. Expressions capturing fine details from images in ours are highlighted in red.



Ours: older man rides a horse through a meadow with a mountain backdrop.



Vanilla (Filtering) : cowboy on horseback riding a horse



GT: A man is riding a horse in an open field.



Ours: black and white photograph of sheep grazing in a pasture.




Vanilla (Filtering) : a herd of sheep in a pen



GT: A group of sheep standing next to each other on a field.



Ours: a desk with a computer and a cup of coffee



Vanilla (Filtering) : office desk with a computer



GT: A computer monitor sitting above a computer keyboard.

Figure 12. Examples of self-retrieval in MSCOCO. For each example (of three rows), the first column indicates the input image and the generated captions by the specified model, while 2-6th columns show the top-5 retrieved images using the generated captions—by our method and Vanilla (Filtering) baseline—or ground-truth caption.