

INTEGRAL CRITERIA OF HYPERBOLICITY FOR GRAPHS AND GROUPS

VICTOR GERASIMOV AND LEONID POTYAGAILO

DECEMBER 27, 2022

To the memory of Sasha Anan'in

ABSTRACT. We establish three criteria of hyperbolicity of a graph in terms of “average width of geodesic bigons”. In particular we prove that if the ratio of the Van Kampen area of a geodesic bigon β and the length of β in the Cayley graph of a finitely presented group G is bounded above then G is hyperbolic.

1. INTRODUCTION

1.1. Characteristic properties of hyperbolicity. In 1987 M. Gromov introduced the definition of hyperbolic metric space [5].

The hyperbolic metric spaces proved to be useful in many problems of geometry and group theory and became one of the main objects of the geometric group theory.

Subsequently many different characterizations of the hyperbolicity property were established. Each of these properties can be taken as a definition of the hyperbolicity.

Sometimes a property characterizes the hyperbolicity only under certain restrictions on a metric space. For example, it may be required that the metric is a path-metric or geodesic.

There are also properties characterising *hyperbolic graphs* within the class of all connected graphs.

A *graph* can be defined as a specific path-metric space whose metric is either continuous or discrete, with the values in the set $\mathbb{N}=\{0, 1, 2, \dots\}$ of positive integers. In particular, P. Papasoglu proved that the hyperbolicity of a connected graph follows from the uniform thinness of the geodesic bigons [7, Theorem 1.4].

Date: December 27, 2022.

2020 Mathematics Subject Classification. Primary 20F65, 20F67; Secondary 05C25.

Key words and phrases. Hyperbolic graphs and groups, geodesic bigons, thinness almost surely.

This work was supported in part by the Labex CEMPI (ANR-11-LABX-0007-01) and by the Brazilian-French Network in Mathematics.

At the request of the publisher, the authors declare that they have no relevant financial or non-financial interests to disclose.

In the current paper mixing the ideas of [7] with ideas related to the random walks on groups, we establish a new criterion of hyperbolicity of a graph.

1.2. Problems of checking hyperbolicity. Despite the abundance of criteria of hyperbolicity, sometimes to prove that a concrete space is hyperbolic remains a difficult problem. These difficulties motivate the search for new criteria.

The thin bigon criterion developed by P. Papasoglu turned out to be useful. In particular it was applied to show that a group is hyperbolic if it is “strongly geodesically automatic” [7].

At the same time there are many cases when the hyperbolicity of a metric space remains a largely open problem.

1. The well-known conjecture attributed to Gersten [4] states that a one-relator group is hyperbolic if and only if it does not contain Baumslag-Solitar subgroups.

2. Does the *Ancona property*¹ of a random walk defined on the Cayley graph of a finitely generated group G , imply that G is hyperbolic? A. Ancona used this property in his proof that the Martin boundary of a finitely supported random walk on an arbitrary hyperbolic group G coincides with the Gromov’s boundary ∂G [1]?

The intriguing open question 2 is related to the problem of characterization of the class of hyperbolic groups in terms of random walks (see [3] for generalizations for wider classes of groups). Note that certain classes of groups (e.g. amenable groups) are known to possess such characterizations.

This problem was our main motivation for the current paper.

1.3. Integral criteria for hyperbolicity. Many known characteristic properties of the hyperbolicity claim that some function of several variables defined on a metric space is bounded above. Here are few examples of such functions: (a) the “width” (in some exact sense) of a geodesic triangle (or of a geodesic bigon); (b) the ratio of the “area” of a closed rectifiable path and the length of the path.

Sometimes instead of boundness it is required another property of asymptotic behaviour of a function.

The variety of hyperbolicity criteria can be divided in “pure geometric”, such as boundness of the width of triangles or bigons; or “integral” which are given by averagings of geometric functions. An example of an integral one is the well-known criterion of linearity (or subquadraticity) of the Dehn function.

Since the hyperbolicity is a large scale property of a metric space, the integral and probabilistic criteria are useful. In the current paper we provide

¹This means that there exists $\varepsilon > 0$ such that for every geodesic segment $[x, z]$ and any $y \in (x, z)$ the probability that a random path from x to z passes through y is greater than ε , see [3].

several “integral” generalizations of the hyperbolicity criterion given in [7, Theorem 1.4], averaging the width function of a geodesic bigon.

One of the corollaries of our results is the following (see Theorem 2 below): if the ratio $\frac{\text{area}(\beta)}{|\beta|}$ is bounded above then the group is hyperbolic. Here β ranges over the set of geodesic bigons in the Cayley graph of a finitely presented group, $|\beta|$ denotes the length of the bigon and $\text{area}(\beta)$ is the minimal number of cells in Van Kampen diagrams for β (see Subsection 1.7 below).

1.4. Geodesic bigons. In a metric space, a (geodesic) *bigon* is a pair of geodesic paths with coinciding initial and terminal points. For example, since any $\text{CAT}(0)$ space S is *unigeodesic*, i.e. a geodesic segment joining two points is unique, the geodesic bigons are trivial in S . Of course the absence of nontrivial geodesic bigons does not imply hyperbolicity.

However, a rather unexpected result of [7] states that if S is a **metric graph** then the hyperbolicity of S follows from the existence of a uniform bound for the “width” of geodesic bigons. It is worth noting that, in [7] the word ‘graph’ means a one-dimensional connected CW-complex whose edges are isometric to the interval $[0, 1] \subset \mathbb{R}$. The initial and terminal points of a geodesic bigon do not necessarily belong to the set of the vertices of the graph S .

In the current paper, speaking on bigons, we omit the adjective ‘geodesic’ since we do not consider non-geodesic bigons.

1.5. Discrete version of bigons. Unlike [7] we prefer to work with “discrete” graphs that is the metric spaces whose distance function takes the values in \mathbb{N} . Such a space S is interpreted as a graph by declaring that two **distinct** points p, q of S are joined by an edge if and only if the distance $|p-q|$ is equal to 1. This restriction implies the following modification of the notions of path and of bigon.

Convention. In this paper the sign ‘ \Leftarrow ’ means ‘is equal by definition’. By $\mathbb{N}_{\mathcal{C}}$ we denote the set $\{i \in \mathbb{N} : i \text{ has property } \mathcal{C}\}$. For example, $\mathbb{N}_{<x} \Leftarrow \{i \in \mathbb{N} : i < x\}$.

Definition 1. A *path* in a graph S is a distance non-increasing map of the form $\mathbb{N}_{\leq l} \xrightarrow{\alpha} S$ where the number $l \in \mathbb{N}$ is the *length* $|\alpha|$ of the path α . A path $\mathbb{N}_{\leq l} \xrightarrow{\alpha} S$ is *geodesic* if $l = |\alpha(0) - \alpha(l)|$. We postulate that S is connected. It follows that every two points of S can be joined by a geodesic path.

Denote $\text{Geo}S \Leftarrow \{\text{the geodesic paths in } S\}$. For **distinct** paths $\alpha, \alpha' \in \text{Geo}S$, the *distance* $|\alpha - \alpha'|$ is the number $\max\{1, |\alpha(0) - \alpha'(0)| + |\alpha(|\alpha|) - \alpha'(|\alpha'|)|\}$. We consider $\text{Geo}S$ as a discrete metric graph in the same way as the graph S itself.

For a pair $\beta = \{\alpha, \alpha'\} \subset \text{Geo}S$ the *distance function* is the function $\mathbb{N}_{\leq l} \ni i \mapsto w_{\beta}(i) = |\alpha(i) - \alpha'(i)|$ where $l = \min\{|\alpha|, |\alpha'|\}$.

Definition 2. A *bigon* in S is a pair $\beta = \{\alpha, \alpha'\}$ in $\text{Geo}S$ of the same length l such that $|\alpha - \alpha'| = 1$. The number l is called *length* $|\beta|$ of the bigon. We denote $\text{Bg}S \Leftarrow \{\text{the bigons in } S\}$.

After this “discrete” formalization the Theorem 1.4 of [7] can be stated as follows:

(*) *If, for a connected graph S , the set $\{\mathbf{w}_\beta(i) : \beta \in \text{Bg}S, i \in \mathbb{N}_{\leq |\beta|}\}$ is bounded then S is hyperbolic.*

In other words the uniform thinness of bigons implies the hyperbolicity.

1.6. Thinness of bigons almost surely. We would like to soften the hypothesis of the uniform thinness of bigons in the sense of [7].

Let us say that, in a graph S , *the bigons are thin almost surely*, if, for every $\varepsilon > 0$ there exists $x \in \mathbb{N}$ such that $\#\{i \in \mathbb{N} : \mathbf{w}_\beta(i) > x\} \leq \varepsilon \cdot |\beta|$ (here ‘ $\#$ ’ means the cardinality).

Denote this condition by **TAS** (“thin almost surely”). It can be stated in the following equivalent form:

TAS : *The family of functions $x \mapsto \frac{\#\mathbf{w}_\beta^{-1}(\mathbb{R}_{>x})}{|\beta|}$ converges to zero as $x \rightarrow \infty$ uniformly with respect to $\beta \in \text{Bg}S$.*

Here, of course, $\mathbf{w}_\beta^{-1}(\mathbb{R}_{>x}) = \{i \in \mathbb{N} : \mathbf{w}_\beta(i) > x\}$.

One of the main results of the current paper is that **TAS** implies the hyperbolicity. It will be an immediate corollary of Theorem 1 (see Subsection 1.8).

1.7. Dehn-like function for bigons. As an application of our main result we prove the following criterion of hyperbolicity.

Consider a finite group presentation $\mathcal{P} = (X; \mathcal{R})$, where X is a finite generating set and \mathcal{R} is a finite symmetric set of cyclically reduced defining relations. Let S denote the Cayley graph corresponding to \mathcal{P} and let $\gamma \mapsto \mathbf{a}(\gamma)$ denote the Van Kampen area of a closed path γ in S (see Section 6 for details). Thus $\mathbf{a}(\gamma)$ is the minimal number of cells in a Van Kampen diagrams with boundary path γ . For a bigon $\beta = \{\alpha, \alpha'\} \in \text{Bg}S$ we denote by $\mathbf{a}(\beta)$ the value $\mathbf{a}(\gamma)$ where γ is a closed path that contains the concatenation $\alpha' \circ \alpha^{-1}$ or $\alpha^{-1} \circ \alpha'$.

THEOREM 2. *If a group G possesses a finite presentation $\mathcal{P} = (X; \mathcal{R})$ such that the set*

$$(1) \quad \left\{ \frac{\mathbf{a}(\beta)}{|\beta|} : \beta \in \text{Bg}S \right\}$$

is bounded above then G is hyperbolic.

1.8. The main result. Our main technical result states that a condition rather weaker than **TAS** implies hyperbolicity.

While TAS means the uniform convergence of the family $x \mapsto \frac{\#\mathbf{w}_\beta^{-1}(\mathbb{R}_{>x})}{|\beta|}$ ($\beta \in \text{Bg}S$) our weakened hypotheses postulates the existence of “two first steps” of the convergence.

THEOREM 1. *If, for a connected graph S , there exist $Y, Z \in \mathbb{N}$ such that:*

$$\begin{aligned} \text{A : } & \sup \left\{ \frac{\#\mathbf{w}_\beta^{-1}(\mathbb{N}_{>Y})}{|\beta|} : \beta \in \text{Bg}S \right\} < 1; \\ \text{B : } & \sup \left\{ \frac{\#\mathbf{w}_\beta^{-1}(\mathbb{N}_{>Z})}{|\beta|} : \beta \in \text{Bg}S \right\} < \frac{1}{4Y+2}, \end{aligned}$$

then S is hyperbolic.

Since TAS implies A and B we have the following:

COROLLARY. *The condition TAS impls the hyperbolicity of the graph S .*

The proof of Theorem 1 consists in verification that the conditions A and B imply the uniform thinness of bigons. The conclusion will then follow from the condition (*).

1.9. Acknowledgements. The authors are thankful to the research grant LABEX CEMPI (ANR-11-LABX-0007-01) for providing a support to Victor Gerasimov to visit the University of Lille in Summer 2022 when the works on the project has been started. The authors are also grateful to the Brazilian-French Network in Mathematics for providing a support to Leonid Potyagailo to visit Federal University of Belo Horizonte in December 2022 where the paper has been completed.

2. DENSE VALUE LEMMA

2.1. Triangle inequalities for the width function. Let S be a graph (in the sense of 1.5). Keeping the notations of the Introduction, for a path $\alpha \in \text{Geo}S$, denote by l_α the segment $[0, |\alpha|] \subset \mathbb{R}$.

Proposition 1. *Let $A, B \in \mathbb{R}$ and $\alpha, \beta, \gamma \in \text{Geo}S$, $a \in l_\alpha \cap l_\beta \cap l_\gamma$. If $\mathcal{A} \Leftarrow \mathbb{N}_{\leq a} \cap \mathbf{w}_{\alpha, \beta}^{-1}(\mathbb{R}_{>A})$, $\mathcal{B} \Leftarrow \mathbb{N}_{\leq a} \cap \mathbf{w}_{\beta, \gamma}^{-1}(\mathbb{R}_{>B})$, $\mathcal{C} \Leftarrow \mathbb{N}_{\leq a} \cap \mathbf{w}_{\alpha, \gamma}^{-1}(\mathbb{R}_{>A+B})$ then $\mathcal{C} \subset \mathcal{A} \cup \mathcal{B}$ and $\#\mathcal{C} \leq \#\mathcal{A} + \#\mathcal{B}$.*

Proof. Follows from definitions and the \triangle -inequality. \square

Using the induction on n and Proposition 1 we have:

Corollary. *Let $\alpha_0, \dots, \alpha_n \in \text{Geo}S$ be paths whose lengths belong to the segment $[a, b]$ ($a < b$) and $\#(\mathbb{N}_{\leq a} \cap \mathbf{w}_{\alpha_{i-1}, \alpha_i}^{-1}(\mathbb{R}_{>A_i})) \leq \varepsilon b$ for all $i \in \overline{1, n}$. Then $\#(\mathbb{N}_{\leq a} \cap \mathbf{w}_{\alpha_0, \alpha_n}^{-1}(\mathbb{R}_{>A})) \leq n\varepsilon b$, where $A \Leftarrow \sum_{i=1}^n A_i$.*

2.2. Bands. A *band* is an **ordered** pair $\beta = (\beta_0, \beta_1)$ of geodesic paths in S of the same length. The paths β_i are called the *sides* of β . The length $|\beta|$ of β is the length of its sides. Denote $l_\beta = l_{\beta_0} = l_{\beta_1}$. We consider the width function w_β of a band β defined on the set $\mathbb{N}_{\leq |\beta|}$.

Proposition 2. *Let $a_-, a_+, Z \in \mathbb{N}$ and let $\varepsilon \in (0, \frac{1}{a})$ where $a = a_- + a_+$. Assume that every bigon $\{\alpha, \alpha'\} \in \text{Bg}S$ satisfies the condition:*

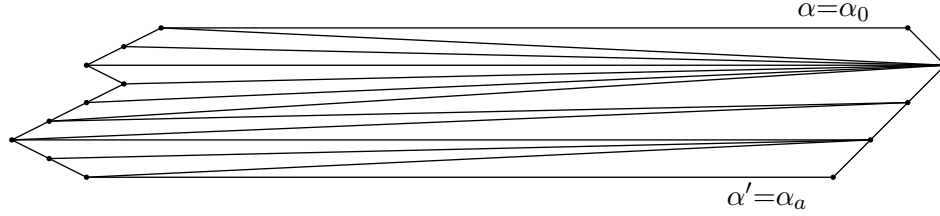
$$E(\alpha, \alpha') \quad \#w_{\alpha, \alpha'}^{-1}(\mathbb{N}_{>Z}) < \varepsilon \cdot |\alpha|.$$

Then, for every $\nu \in (\varepsilon a, 1)$, there exists $R \in \mathbb{N}$ such that if the length l of a band β is $\geq R$ and $w_\beta(0) \leq a_-$, $w_\beta(l) \leq a_+$, then

$$\#w_\beta^{-1}(\mathbb{R}_{>D}) < \nu \cdot l$$

where $D = aZ + a_-$.

Proof. Let $\alpha = \alpha_0, \alpha_1, \dots, \alpha_a = \alpha'$ be a path in the graph $\text{Geo}S$, connecting the sides of the band $\beta = (\alpha, \alpha')$. Since the lengths of the neighboring paths α_i differ by at most 1, then $|\alpha_i| \in [l - \frac{a}{2}, l + \frac{a}{2}]$ for all $i \in \mathbb{N}_{\leq n}$.



So for every $i \in \mathbb{N}, 1 \leq i \leq n$, either $|\alpha_{i-1}| = |\alpha_i|$, and, by $E(\alpha_{i-1}, \alpha_i)$

$$(2) \quad \#(\mathbb{N}_{\leq l-(a/2)} \cap w_{\alpha_{i-1}, \alpha_i}^{-1}(\mathbb{R}_{>Z})) \leq \varepsilon \cdot |\alpha_i| \leq \varepsilon \left(l + \frac{a}{2} \right),$$

or $||\alpha_i| - |\alpha_{i-1}|| = 1$ and there exists a bigon with one side equal to α_i or α_{i-1} and the other side equal to a subpath of α_{i-1} or α_i respectively. In the latter case we have

$$(3) \quad \#(\mathbb{N}_{\leq l-(a/2)} \cap w_{\alpha_{i-1}, \alpha_i}^{-1}(\mathbb{R}_{>Z+1})) \leq \varepsilon \cdot \max\{|\alpha_{i-1}|, |\alpha_i|\} \leq \varepsilon \left(l + \frac{a}{2} \right).$$

Indeed, $w_\delta \geq w_{\alpha_{i-1}, \alpha_i} - 1$ for the bigon δ obtained by adding an edge to α_{i-1} or α_i . Then (3) follows from $E(\delta)$.

Applying the Corollary of Proposition 1 and using (1) and (2), we obtain

$$\#(\mathbb{N}_{\leq l-(a/2)} \cap w_\beta^{-1}(\mathbb{R}_{>aZ+a_-})) \leq \varepsilon \cdot a \left(l + \frac{a}{2} \right). \text{ It implies that}$$

$$\#(w_\beta^{-1}(\mathbb{R}_{>aZ+a_-})) \leq \varepsilon \cdot a \left(l + \frac{a}{2} \right) + \frac{a}{2} < (\varepsilon a)l + a \text{ as } \varepsilon a < 1 \text{ and}$$

$$\#\mathbb{N}_{<a/2} \leq a/2.$$

Since $\lim_{l \rightarrow \infty} \frac{(\varepsilon a)l + a}{l} = \varepsilon a < 1$, there exists $R \in \mathbb{N}$ such that $\frac{(\varepsilon a)l + a}{l} < \nu$ for all $l \geq R$.

Thus for $l \geq R$, we have $\#(w_\beta^{-1}(\mathbb{R}_{>aZ+a_-})) \leq \nu l$.

The Proposition is proved. \square

Lemma (Dense Value). *Let $a_-, a_+, a, \varepsilon, \nu, Z, R$ be as in Proposition 2. Assume that $E(\alpha, \alpha')$ holds for every bigon (α, α') in S . Set $D = aZ + a_-$. Then, for every band β of length $l \geq R$ with $w_\beta(0) \leq a_-$, $w_\beta(l) \leq a_+$, there exists $p \in \mathbb{N}_{\leq D}$ such that $\frac{\#w_\beta^{-1}(p)}{l} \geq \varrho \Leftrightarrow \frac{1-\nu}{D+1}$.*

Proof. Consider a band β satisfying the hypothesis. By Proposition 2, $\#w_\beta^{-1}(\mathbb{N}_{\leq D}) \geq (1-\nu)l$. Since $\#\mathbb{N}_{\leq D} = D+1$, at least one of the sets $w_\beta^{-1}p$ ($p \in \mathbb{N}_{\leq D}$) has cardinality $\geq \frac{(1-\nu)l}{D+1} = \varrho \cdot l$. \square

Each such a value p we call *dense value* for the band β .

3. RANK AND JUMPERS

3.1. Equilateral segments and their rank. We continue considering a graph S keeping the previous notations.

Let us call by *fork* any band $\beta = (\gamma, \gamma')$ such that $|\gamma(0) - \gamma'(0)| \leq 1$.

In this section we fix a fork $\beta = \{\gamma, \gamma'\}$ and a value $p \in \mathbb{N}$. (Further, p will be a dense value for some band, but it is not essential in this section.)

The numbers from the set $\mathcal{P} = w_\beta^{-1}p$ are called *p-jumpers*. A segment $I \subset \beta$ is said to be *(p, β)-equilateral*, if $\partial I \subset \mathcal{P}$. The *(p, β)-rank* of a *(p, β)-equilateral* segment $I = [t, t']$ is defined to be the integer $\text{rk}_{p, \beta} I = \text{rk}_{p, \beta}(t, t') \Leftrightarrow t' - t + p - |\gamma(t) - \gamma'(t')|$. Sometimes we will omit the indices ' p ' and/or ' β '.

Proposition 3. *If I, J are (p, β) -equilateral segments and $I \supset J$, then $\text{rk} I \geq \text{rk} J$.*

Proof. Let $I = [a, b]$, $J = [c, d]$ and thus $a \leq c < d \leq b$. Let $m \Leftrightarrow \text{rk} J$, that is

$$\begin{aligned} |\gamma'(d) - \gamma(c)| &= d - c + p - m. \text{ By the } \triangle\text{-inequality,} \\ |\gamma'(b) - \gamma(a)| &\leq |\gamma'(b) - \gamma'(d)| + |\gamma'(d) - \gamma(c)| + |\gamma(c) - \gamma(a)| = \\ &\leq (b - d) + (d - c + p - m) + (c - a) = b - a + p - m. \text{ It implies } \text{rk} I \geq m. \end{aligned} \quad \square$$

Proposition 4. $0 \leq \text{rk} I \leq 1 + p$ for every *p-equilateral* segment I .

Proof. Let $I = [t, t']$. By the \triangle -inequality,

$$t' - t + p - \text{rk}(t, t') = |\gamma'(t') - \gamma(t)| \leq |\gamma'(t') - \gamma(t')| + |\gamma'(t') - \gamma(t)| = p + t' - t, \text{ and thus } \text{rk}(t, t') \geq 0.$$

On the other hand, since $|\gamma(0) - \gamma'(0)| \leq 1$, we have:

$$\begin{aligned} t' &= |\gamma'(0) - \gamma'(t')| \leq |\gamma'(0) - \gamma(0)| + |\gamma(0) - \gamma(t)| + |\gamma(t) - \gamma'(t')| \leq 1 + t + t' - t + p - \text{rk}(t, t'), \\ \text{and thus } \text{rk}(t, t') &\leq 1 + p. \end{aligned} \quad \square$$

3.2. Rank decay lemma. From now on we assume that, for the graph S , there exist numbers $Y > 0$ and $\theta \in (0, 1) \subset \mathbb{R}$ such that, for every bigon $\alpha \in \text{Bg} S$ the following inequality holds (compare with the statement A of Theorem 1 in Subsection 1.8):

$$A_{Y, \theta}(\alpha) : \quad \#w_\alpha^{-1}(\mathbb{R}_{>Y}) < \theta \cdot |\alpha|.$$

Until the end of the proof of Theorem 1, such numbers Y and θ will be fixed.

Definition 3. For a fork β in S , we call the elements of the set $\mathbf{w}_\beta^{-1}(\mathbb{R}_{\leq 2Y+1})$ *small jumpers* of β . We denote $\mathbf{SJ}(\beta) = \{\text{the small jumpers of } \beta\}$.

The following Proposition is a crucial point in the proof of Theorem 1. The proof uses an idea of [7, Lemma 1.5] where the situation is rather simpler.

Proposition 5. (RANK DECAY LEMMA) *Let $\beta = (\gamma, \gamma')$ be a fork and $I \subset \mathbf{l}_\beta$ a concatenation $J_- \circ J \circ J_+$ of (p, β) -equilateral segments J_-, J, J_+ for some $p \in \mathbb{N}$. If $\mathbf{rk}_{p,\beta} J_- = \mathbf{rk}_{p,\beta} J_+ = m$ and*

$$(4) \quad |J| \geq \theta \cdot |I| + (1+\theta)p,$$

then either $J \cap \mathbf{SJ}(\beta) \neq \emptyset$ or $\mathbf{rk}_{p,\beta} I \geq m+1$.

Proof. Let $t_0 < t_1 < t_2 < t_3$ be p -jumpers of β , $J_- = [t_0, t_1]$, $J = [t_1, t_2]$, $J_+ = [t_2, t_3]$.

Since $\mathbf{rk} J_- = m$ one has:

$$|\gamma'(t_3) - \gamma(t_0)| \leq |\gamma'(t_1) - \gamma(t_0)| + |\gamma'(t_3) - \gamma'(t_1)| = (t_1 - t_0 + p - m) + (t_3 - t_1) = t_3 - t_0 + p - m.$$

Similarly, since $\mathbf{rk} J_+ = m$ one has:

$$|\gamma'(t_3) - \gamma(t_0)| \leq |\gamma'(t_3) - \gamma(t_2)| + |\gamma(t_2) - \gamma(t_0)| = (t_3 - t_2 + p - m) + (t_2 - t_0) = t_3 - t_0 + p - m.$$

If one of these two inequalities is strict (then the other is also strict), then $\mathbf{rk} I = \mathbf{rk}[t_0, t_3] > m$. Since the value of rank are integer, $\mathbf{rk} I \geq m+1$ as claimed.

Suppose that both inequalities are equalities. By joining each pair of $\{\gamma(t_0), \gamma'(t_1)\}$ and $\{\gamma(t_2), \gamma'(t_3)\}$ by a geodesic path in S and adding to them the corresponding pieces of geodesics γ, γ' , we obtain a (geodesic) bigon (σ, σ') of length $t_3 - t_0 + p - m$. See the picture where σ is the side of the bigon containing the point $\gamma(t_2)$, and σ' is the side containing $\gamma'(t_1)$.

The length of the segment

$$L = \{y \in [0, |\sigma|] : \sigma(y) \in \mathbf{lm} \gamma, \sigma'(y) \in \mathbf{lm} \gamma'\} = [t_1 - t_0 + p - m, t_2 - t_0], \text{ is equal to } |\sigma| - (t_1 - t_0 + p - m) - (t_3 - t_2 + p - m) = t_2 - t_1 - p + m.$$

It contains $|L| + 1 = t_2 - t_1 - p + m + 1$ integers.

By (4) and Proposition 4 one has:

$$\theta|\sigma| = \theta(t_3 - t_0 + p - m) \leq t_2 - t_1 - p - \theta m \leq |L|.$$

By $A_{Y,\theta}$, there exists $y \in L \cap \mathbb{N}$ such that

$$Y \geq \mathbf{w}_{\sigma, \sigma'}(y) = |\sigma(y) - \sigma'(y)| = |\gamma(b) - \gamma'(a)|, \text{ where}$$

$$a = y - (t_1 - t_0 + p - m) + t_1 = t_0 + y - p + m, \quad b = t_0 + y.$$

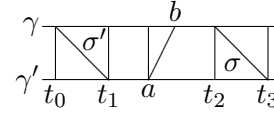
If $b < a$ then $b = a + (b - a) = a + (p - m) \geq a + (-1)$ by Proposition 4, hence $b = a - 1$ and

$$\mathbf{w}_\beta(a) = |\gamma(a) - \gamma'(a)| \leq |\gamma(a) - \gamma(a-1)| + |\gamma(b) - \gamma'(a)| \leq 1 + Y \leq 2Y + 1,$$

so $a \in J \cap \mathbf{SJ}(\beta)$ as claimed.

If $b \geq a$ then, using the assumption that β is a fork, we have:

$$b = |\gamma(b) - \gamma(0)| \leq |\gamma(b) - \gamma'(a)| + |\gamma'(a) - \gamma'(0)| + |\gamma'(0) - \gamma(0)| \leq Y + a + 1, \text{ and thus}$$



$|b-a| = b-a \leq Y+1$, $w_\beta(a) \leq |\gamma(a)-\gamma(b)|+|\gamma(b)-\gamma'(a)| \leq 2Y+1$, which means that a is a small jumper: $a \in J \cap \mathbf{SJ}(\beta)$. \square

4. REGULAR SEGMENTS AND SMALL JUMPERS

4.1. Dense value of the width function. In addition to the assumptions on S already made (including $A_{Y,\theta}$), we assume that there exist numbers $Z \in \mathbb{N}_{>0}$ and $\lambda \in (0,1) \subset \mathbb{R}$ such that, for every bigon $\alpha \in \mathbf{Bg}S$ the following inequality holds (see the statement B of Theorem 1 in Subsection 1.8):

$$\mathbf{B}_{Z,\lambda}: \#w_\alpha^{-1}(\mathbb{R}_{>Z}) < \frac{\lambda}{4Y+2}.$$

Until the end of the proof of Theorem 1, such numbers Z and λ will be fixed.

We also assume that a fixed number $\nu \in (\lambda, 1) \subset \mathbb{R}$ (as in the Dense Value Lemma) is chosen. We are going to apply the Dense Value Lemma for the numbers $a_- = a_+ = 2Y+1$, Z from $\mathbf{B}_{Z,\lambda}$ and $\varepsilon = \frac{\lambda}{4Y+2}$, $\nu \in (\lambda, 1)$.

It follows from the Dense Value Lemma that there exists $R \in \mathbb{N}_{>0}$ such that, if the length l of a band $\beta = (\alpha, \alpha')$ is greater then R and $w_\beta(0)$ and $w_\beta(l)$ do not exceed $2Y+1$, then there exists $p \in \mathbb{N}_{\leq D}$, where $D = aZ + a_- = (2Y+1)(2Z+1)$, such that $\#w_\beta^{-1}p \geq \varrho \cdot l$, where $\varrho \Leftarrow \frac{1-\nu}{D+1}$.

Until the end of the proof of Theorem 1 the symbols D and ϱ denote the numbers just defined.

4.2. Regular segments for forks. We will use the integer part function $\mathbb{R}_{\geq 0} \rightarrow \mathbb{N}$: for $r \in \mathbb{R}_{\geq 0}$, let $r_{\mathbb{N}} \Leftarrow \max(\mathbb{N}_{\leq r})$.

Keeping the notations define recurrently a sequence of numbers $\{n_i : i \in \mathbb{N}\}$ as follows:

$$(5) \quad n_0 \Leftarrow 6, \quad n_{i+1} \Leftarrow 1 + \left(\frac{2n_i+1}{1-\theta} \right)_{\mathbb{N}}.$$

Further, until the end of the proof of Theorem 1, let

$$(6) \quad N \Leftarrow n_{D+1}, \quad \mu \Leftarrow \frac{N}{N-1}, \quad K \Leftarrow 1 + (\log_\mu(2/\varrho))_{\mathbb{N}}.$$

Definition (p -density and p -regularity). For a fork β , a segment $I \subset l_\beta$, and a value $p \in \mathbb{N}$, the number $\mathbf{d}_{\beta,p}I \Leftarrow \frac{\#(I \cap w_\beta^{-1}p)}{|I|}$ is called the p -density of I with respect to β .

A value p is called *dense value* (of the width function w_β on I), if the p -density of I with respect to β is at least ϱ , that is $\#(I \cap w_\beta^{-1}p) \geq \varrho \cdot |I|$ where $\varrho = \frac{1-\nu}{D+1}$ (see the Dense Value Lemma).

For a dense value p of w_β on I , we call an arbitrary segment $J \subset I$ (whose endpoints are not necessarily integers) a (β, p) -regular, if, after the subdivision of J into N **pairwise congruent** subsegments (called *pieces of J*) each such piece contains at least one (β, p) -jumper.

4.3. Existence of regular segments.

Proposition 6. *Let β, I, p, ϱ as above. If $|I| \geq N^K$, $p \leq D$ then there exists a (β, p) -regular segment $J \subset I$ of length $\geq \frac{|I|}{N^K}$.*

Proof. Subdivide the segment I in N pieces. If I is not (β, p) -regular then at least one of the pieces does not intersect $w_\beta^{-1}p$ then the p -density of at least one of the other pieces is $\geq \mu\varrho$ since otherwise $\#(I \cap w_\beta^{-1}p) < (N-1) \cdot \frac{|I|}{N} \cdot \mu\varrho = \varrho|I|$ contradicting the definition of p -dense value. Denote this piece of density $\geq \mu\varrho$ by I_1 .

If I_1 is not p -regular then we repeat the argument: subdividing I_1 into N pieces, we find a piece I_2 of I_1 with p -density $\geq \mu^2\varrho$.

This process of “subdivision with increasing p -density” cannot contain more than $\log_\mu(2/\varrho)$ steps, since, for $k \leq K$, one has

$$|I_k| = |I|/N^k \geq 1 \text{ and } \mu^k\varrho \leq d_{\beta,p}I_k = \frac{\#(I_k \cap w_\beta^{-1}p)}{|I_k|} \leq \frac{|I_k|+1}{|I_k|} \leq 2, \text{ so } k \leq \log_\mu(2/\varrho). \quad \square$$

4.4. Existence of small jumper inside a regular segment. We keep the notation for the constants $Y, Z, \theta, \varrho, D, N$ etc.

Proposition 7. *For every fork β , the interior of every (β, p) -regular segment I of length $\geq \frac{DN(1+\theta)}{1-\theta}$ intersects $\mathbf{sJ}(\beta)$.*

Proof. Let $\mathcal{P} \Leftarrow I \cap w_\beta^{-1}p$. Recall that a subsegment J of I with $\partial J \subset \mathcal{P}$ is (p, β) -equilateral.

Let us say that a subsegment J of I is *entire* if it is a concatenation of pieces of I (see the definition in Subsection 4.2). The number of pieces of I in a subsegment J entire in I we call *I -reduced length* of J . We denote the I -reduced length of J by $\mathbf{rl}_I J$.

In particular $\mathbf{rl}_I I = N$.

The statement of Proposition 7 is a particular case (with $k=p+1$) of the following

Proposition 8. *Let I be a (β, p) -regular segment of length $\geq \frac{DN(1+\theta)}{1-\theta}$, let $k \in \mathbb{N}_{\leq K}$ and J be an entire subsegment of I having I -reduced length n_k , where n_k satisfies (5). Let H be the maximal (p, β) -equilateral subsegment of J . If $\mathbf{rk}_{p,\beta} H \leq k$ then there exists a small jumper in $H \setminus \partial J$.*

Proof. We proceed by induction on k .

For $k=0$ we have $\mathbf{rl}_I J = n_0 = 6$. Using the regularity of I choose one p -jumper in the **second** I -piece of J and one p -jumper in the **fifth** I -piece of J . Denote by H' the p -equilateral segment whose endpoints are the choosen p -jumpers. So $H' \cap \partial J = \emptyset$ and it suffices to find a small jumper in H' .

We have: $|H'| \geq 2 \cdot \frac{|J|}{6} \geq \frac{2D(1+\theta)}{1-\theta} \geq e \frac{p(1+\theta)}{1-\theta}$ (see 4.1). Hence
 $|H'|(1-\theta) \geq p(1+\theta)$, $|H'| \geq p(1+\theta) + \theta|H'|$, $|H'|-p \geq \theta(|H'|+p)$.

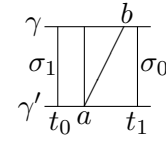
Let $H'=[t_0, t_1]$. By joining the points $\gamma(t_i)$ and $\gamma'(t_i)$ by geodesic segments we obtain, by 'rk_p $H'=0$ ' and Proposition 3, a bigon $\sigma=(\sigma_0, \sigma_1)$ of length $|H'|+p$, where σ_0 is the concatenation $[\gamma(t_0), \gamma(t_1)] \circ [\gamma(t_1), \gamma'(t_1)]$ and σ_1 is the concatenation $[\gamma(t_0), \gamma'(t_0)] \circ [\gamma'(t_0), \gamma'(t_1)]$.

This situation resembles that of the proof of Rank Decay Lemma, and we repeat the argument thereof.

The length of the segment $L=\{y \in [0, |\sigma|] : \sigma(y) \in \text{Im } \gamma, \sigma'(y) \in \text{Im } (\gamma')\}$ is equal to $|\sigma|-2p = |H'|-p \geq \theta(|H'|+p) = \theta|\sigma|$.

Since $|H'|-p \geq \frac{2D(1+\theta)}{1-\theta} - D \geq D \geq 1$ we have $\mathbb{N} \cap L \neq \emptyset$.

By $A_{Y,\theta}$, there exists $y \in \mathbb{N} \cap L$ such that $w_\sigma(y) \leq Y$. We have $Y \geq |\sigma(y) - \sigma'(y)| = |\gamma(b) - \gamma'(a)|$ where $a=t_0+y-p$, $b=t_0+y$.



Since β is a fork, we have

$$b = |\gamma(b) - \gamma(0)| \leq |\gamma(b) - \gamma'(a)| + |\gamma'(a) - \gamma'(0)| + |\gamma'(0) - \gamma(0)| \leq Y + a + 1,$$

$$|b - a| = b - a \leq Y + 1, w_\beta(a) \leq |\gamma(a) - \gamma(b)| + |\gamma(b) - \gamma'(a)| \leq 2Y + 1.$$

The small jumper $a \in H'$ is different from the endpoints of J by the choice of H' .

Suppose that $k > 0$ and that, for the values less than k , the assertion of Proposition 8 is true.

Let J be an I -entire subsegment of I and $\text{rl}_I J = n_k$. Express J as a concatenation $J_- \circ J_0 \circ J_+$ of I -entire subsegments so that $\text{rl}_I J_- = \text{rl}_I J_+ = n_{k-1}$. Let H_-, H_+ denote the maximal (p, β) -equilateral subsegments of J_- and J_+ respectively. By Proposition 3, $\text{rk}_{p,\beta} H_\pm \leq k$. If the (p, β) -rank of at least one of the segments H_\pm is less than k then it contains a small jumper different from each of the endpoints of J by the hypothesis of induction.

If $\text{rk}_p H_- = \text{rk}_p H_+ = k$, then we will verify the hypothesis of the Rank Decay Lemma.

Let $H_-=[t_0, t_1]$, $H_+=[t_2, t_3]$. By the choice of H_\pm , $t_2 - t_1 \geq e(n_k - 2n_{k-1})$. It follows from (5) that $n_k > \frac{2n_{k-1}+1}{1-\theta}$, $(1-\theta)n_k > 2n_{k-1}+1$,

$n_k - 2n_{k-1} > \theta n_k + 1$, thus

$$t_2 - t_1 > e(\theta n_k + 1) = e\theta n_k + e = \theta|J| + e = \theta|J| + \frac{p(1+\theta)}{1-\theta} > \theta|J| + (1+\theta)p,$$

which is required in Rank Decay Lemma. The segment $[t_1, t_2]$ contains a small jumper that can not be an endpoint of J .

Propositions 7 and 8 are proved. \square

5. PROOF OF THEOREM 1

Using the assumptions A and B we find numbers $\theta, \lambda \in (0, 1) \subset \mathbb{R}$ such that every bigon $\beta \in \text{Bg } S$ satisfies the conditions:

$$\begin{aligned} A_{Y,\theta}(\beta) : \quad & \#w_\beta^{-1}(\mathbb{R}_{>Y}) < \theta \cdot |\beta| \quad \text{and} \\ B_{Z,\lambda}(\beta) : \quad & \#w_\beta^{-1}(\mathbb{R}_{>Z}) < \frac{\lambda}{4Y+2} \cdot |\beta|. \end{aligned}$$

We fix these constants keeping the previous notations.

For a bigon $\beta \in \mathbf{Bg}S$ the endpoints 0 and $|\beta|$ belong to $\mathbf{sJ} = \{\text{the small jumpers of } \beta\}$. Thus, to conclude that the graph S is hyperbolic it suffices, by (*) of 1.5, to find a constant C such that for every bigon $\beta \in \mathbf{Bg}S$ the distance between every two **neighbors** (in the natural ordering) in $\mathbf{sJ}(\beta)$ is less than or equal to C .

We will show that one can take $C \Leftarrow \max \left\{ R, \frac{DN^{K+1}(1+\theta)}{1-\theta} \right\}$.

Let $I \subset]\beta$, $\partial I \subset \mathbf{sJ}(\beta)$, $|I| \geq C$. Since $|I| \geq R$, by the Dense Value Lemma, there exists a dense value p of the function $w_\beta|_I$. Since $|I| \geq \frac{DN^{K+1}(1+\theta)}{1-\theta}$, by Proposition 6, there exists a (β, p) -regular subsegment $J \subset I$ of length $\geq \frac{|I|}{N^K} \geq \frac{DN(1+\theta)}{1-\theta}$. By Proposition 7 there exists $t \in \mathbf{sJ}(\beta) \setminus \partial J$, and so $t \in I \setminus \partial I$. Hence the points of ∂I can not be **neighbors** in $\mathbf{sJ}(\beta)$.

Theorem 1 is proved.

Since TAS implies both conditions A and B of Theorem 1, we obtain

COROLARY *Every graph satisfying TAS is hyperbolic.*

6. VAN KAMPEN AREA OF GEODESIC BIGONS

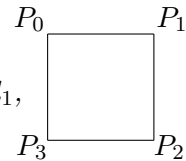
We will deduce TAS from the boundness of the set (1) (Subsection 1.7).

6.1. \square -inequality. Recall that the Van Kampen area of a closed path γ in the Cayley graph related to a finite presentation $\langle X; \mathcal{R} \rangle$ is the smallest $n \in \mathbb{N}$ such that the element $\tilde{\gamma}$ of the free group $F = \langle X \rangle$ corresponding to γ is expressible in F in the form $\tilde{\gamma} = \prod_{i=1}^n g_i^{-1} r_i g_i$, where $r_i \in \mathcal{R}$ (the set $\mathcal{R} \subset F$ is supposed to be symmetric).

It is well-known (see for example [6, Proposition III.9.2]), that the Van Kampen area is equal to the minimal number of cells in the Van Kampen diagrams with the boundary label $\tilde{\gamma}$.

We will use the following property of the Van Kampen area proved by Bowditch [2, Proposition 5.7., p 108], which we call the \square -inequality. Originally it was formulated for an arbitrary path-metric space S and a function $\mathbf{a} : \mathbf{rL}(S) \Leftarrow \{\text{the rectifiable closed paths } \mathbb{S}^1 \rightarrow S\} \rightarrow \mathbb{R}_{\geq 0}$ where \mathbb{S}^1 is the standard circle $\{z \in \mathbb{C} : |z|=1\}$.

(\square) *There exists $\omega \in \mathbb{R}_{>0}$ such that for every rectifiable closed curve $\mathbb{S}^1 \xrightarrow{\psi} S$ and every subdivision of \mathbb{S}^1 into four segments $[P_0, P_1]$, $[P_1, P_2]$, $[P_2, P_3]$, $[P_3, P_0]$, then $\mathbf{a}(\psi) \geq \omega \cdot d_0 \cdot d_1$, where $d_0 = \text{dist}(\psi[P_0, P_1], \psi[P_2, P_3])$, $d_1 = \text{dist}(\psi[P_1, P_2], \psi[P_3, P_0])$.*



REMARK. In the cited paper [2] Bowditch gave an axiomatic definition of an “area-like” function \mathbf{a} on $\mathbf{rL}(S)$ where \square -inequality is one of the axioms. The other axiom is an analog of the \triangle -inequality. It is proved in [2] that the boundness of $\left\{ \frac{\mathbf{a}(\gamma)}{\text{length}(\gamma)} : \gamma \in \mathbf{rL}(S) \right\}$, where \mathbf{a} is a function satisfying the \triangle -inequality and the \square -inequality for any closed rectifiable γ , implies the hyperbolicity of the space S .

Bowditch also proved that the Van Kampen area for any finite presentation satisfies the axioms.

Clearly a “discrete” version of \square -inequality also holds for every finite presentation \mathcal{P} (where the constant ω depends on \mathcal{P}).

In our case we assume the boundness of the smaller set (1) where γ is the union of two geodesic segments (see 1.7).

The Bowditch area axioms are not sufficient for our proof.

It is an interesting question whether a version of Theorem 2 where the Van Kampen area is replaced by a Bowditch area function is still true.

6.2. Special pieces of a Van Kampen diagram for a bigon. We will prove that if a graph S does not satisfy TAS then the set (1) is not bounded.

Assume that the TAS condition does not hold. Thus there exists $\varepsilon > 0$ such that

$$(7) \quad \forall d \in \mathbb{R} \exists \beta \in \mathbf{Bg}S : \# \mathbf{w}_\beta^{-1}(\mathbb{N}_{>d}) > \varepsilon \cdot |\beta|.$$


We fix such ε until the end of the proof of Theorem 2.

Let d be a positive real number and $\beta = \beta_d = (\gamma, \gamma')$ be a bigon with $\# \mathbf{w}_\beta^{-1}(\mathbb{N}_{>d}) > \varepsilon \cdot |\beta|$. We will show that $\frac{\mathbf{a}(\beta)}{|\beta|} > \varepsilon d$ for some ε depending only on ε and \mathcal{P} .

It is convenient to extend the width function \mathbf{w}_β to a **contiunous** function defined on the whole segment $\mathbf{l}_\beta \subset \mathbb{R}$.

Recall that a Van Kampen diagram for a symmetric presentation $\mathcal{P} = \langle X; \mathcal{R} \rangle$ is finite two-dimensional CW-complex W homeomorphic to a singular disk contained in the sphere \mathbb{S}^2 together with a simplicial (labelling) map $W^1 \xrightarrow{\kappa} S$ that maps edges to edges such that the boundary label of each 2-cell is a defining relation $\in \mathcal{R}$ [6, Section III.9].

Consider a Van Kampen diagram with the boundary label $\gamma^{-1} \circ \gamma'$. Since γ and γ' are geodesic words of equal length, the only possible singularity on ∂W is the coincidence of vertices $\gamma(x)$ and $\gamma'(x)$ for some values $x \in \mathbf{l}_\beta$, as indicated on the picture below.



If the inequality ' $\#\mathbf{w}_\beta^{-1}(\mathbb{N}_{>d}) > \varepsilon \cdot |\beta|$ ' holds for β then it holds for the closure of one of the connected components of $W \setminus \{\text{the singular points}\}$. Thus we can assume that the path $\gamma^{-1} \circ \gamma'$ is a **simple loop** and the complex W is **homeomorphic** to the disk \mathbb{D}^2 .

On the **graph** W^1 (the one-dimensional skeleton of W) we fix the simplicial metric with the length of each edge equal 1. We denote the corresponding distance between points $p, q \in W^1$ by $|p-q|_W$. This is the minimal length of paths in W^1 from p to q .

The map κ sends edges to edges, so it does not increase the distance. Since the segments γ and γ' are geodesic in S , they are also geodesic in W^1 . Hence without loss of generality we can assume that κ is the identity map on the images of γ and γ' .

For $x \in \mathbf{l}_\beta$, denote by $\tilde{\mathbf{w}}_\beta(x)$ the distance $|\gamma(x) - \gamma'(x)|_W$. So, we have $\tilde{\mathbf{w}}_\beta(x) \geq \mathbf{w}_\beta(x)$ for each $x \in \mathbf{l}_\beta$. We also have $\mathbf{w}_\beta^{-1}(\mathbb{R}_{>d}) \subset \tilde{\mathbf{w}}_\beta^{-1}(\mathbb{R}_{>d})$. Hence $\#\tilde{\mathbf{w}}_\beta^{-1}(\mathbb{N}_{>d}) > \varepsilon \cdot |\beta|$.

For $x \in \tilde{\mathbf{w}}_\beta^{-1}(\mathbb{R}_{>d})$ denote by $J_x(\beta, d)$ the maximal **open** segment $\subset \mathbf{l}_\beta$ such that every its point t satisfies the inequality $\tilde{\mathbf{w}}_\beta(y) > \frac{1}{5}d$. Then, by continuity of $\tilde{\mathbf{w}}_\beta$, for the boundary points $y \in \partial J_x(\beta, d)$ we have the equality $\tilde{\mathbf{w}}_\beta(y) = \frac{1}{5}d$.

Proposition 9. $|J_x(\beta, d)| > \frac{4}{5}d$.

Proof. Let $J_x(\beta, d) = (x_-, x_+)$, so that $x_- < x < x_+$. It suffices to show that both numbers $x - x_-$ and $x_+ - x$ are greater than $\frac{2}{5}d$.

The proof is the same for both numbers. So we only give it for $x - x_-$.

If there were $x - x_- \leq \frac{2}{5}d$, then, by \triangle -inequality we would have:
 $\tilde{\mathbf{w}}_\beta(x) = |\gamma(x) - \gamma'(x)|_W \leq |\gamma(x) - \gamma(x_-)| + |\gamma(x_-) - \gamma'(x_-)|_W + |\gamma'(x_-) - \gamma'(x)| =$
 $= 2(x - x_-) + \tilde{\mathbf{w}}_\beta(x_-) \leq 2 \cdot \frac{2}{5}d + \frac{1}{5}d = d,$
 contradicting the assumption ' $\tilde{\mathbf{w}}_\beta(x) > d$ '. \square

Let $\mathcal{A}_d(\beta) = \{\text{the connected components of the open set } \cup \{J_x(\beta, d) : x \in \tilde{\mathbf{w}}_\beta^{-1}(\mathbb{R}_{>d})\} \subset \mathbf{l}_\beta$.

By Proposition 9 the length of each open segment $I \in \mathcal{A}_d(\beta)$ is greater than $\frac{4}{5}d$. The segments in \mathcal{A}_d are pairwise disjoint and the their union contains $\tilde{\mathbf{w}}_\beta^{-1}(\mathbb{R}_{>d})$. Hence

$$(8) \quad \sum \{|I| : I \in \mathcal{A}_d(\beta)\} \geq \varepsilon \cdot |\beta|.$$

Consider a fixed segment $I = (x_-, x_+) \in \mathcal{A}_d(\beta)$. By joining the pairs $\{\gamma(x_-), \gamma'(x_-)\}$ and $\{\gamma(x_+), \gamma'(x_+)\}$ by geodesic segments in the graph W^1 , we obtain a geodesic quadrilateral Q_I in W , whose one pair of the opposite sides is a pair of pieces of γ and γ' .

Denote the sides of Q_I by $[\gamma(x_-), \gamma'(x_-)]$, $[\gamma(x_+), \gamma'(x_+)]$, $[\gamma(x_-), \gamma(x_+)]$, $[\gamma'(x_-), \gamma'(x_+)]$.

In order to apply the \square -inequality, let us estimate the W^1 -distance between the opposite sides of Q_I .

Proposition 10. $\text{dist}_W([\gamma(x_-), \gamma(x_+)], [\gamma'(x_-), \gamma'(x_+)]) > \frac{1}{10}d$.

Proof. Assuming the converse, consider $x, x' \in (x_-, x_+)$, such that

$$|\gamma(x) - \gamma'(x')|_W \leq \frac{1}{10}d.$$

Without loss of generality we can assume that

$x \leq x'$. Since $\gamma(0) = \gamma'(0)$, the Δ -inequality gives:

$$x' = |\gamma'(0) - \gamma'(x')| \leq |\gamma(0) - \gamma(x)| + |\gamma(x) - \gamma'(x')|_W \leq x + \frac{1}{10}d.$$

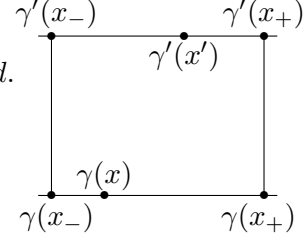
So $x' - x \leq \frac{1}{10}d$. For $y = \frac{x+x'}{2}$ we have:

$$y - x = \frac{1}{2}(x' - x) \leq \frac{1}{20}d, \quad x' - y \leq \frac{1}{20}d.$$

By the Δ -inequality,

$$\frac{1}{5}d < \tilde{\omega}_\beta(y) = |\gamma(y) - \gamma'(y)|_W \leq$$

$$\leq |\gamma(y) - \gamma(x)| + |\gamma(x) - \gamma'(x')|_W + |\gamma'(x') - \gamma'(y)| \leq \frac{1}{20}d + \frac{1}{10}d + \frac{1}{20}d = \frac{1}{5}d \text{ which is a contradiction.} \quad \square$$



Proposition 11. $\text{dist}_W([\gamma(x_-), \gamma'(x_-)], [\gamma(x_+), \gamma'(x_+)]) > \frac{1}{2}|I|$.

Proof. Assuming the converse, consider a pair of points $y_- \in [\gamma(x_-), \gamma'(x_-)]$, $y_+ \in [\gamma(x_+), \gamma'(x_+)]$,

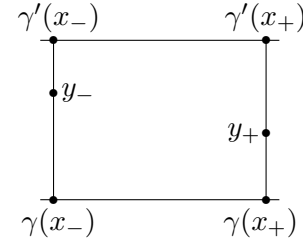
such that $|y_- - y_+|_W \leq \frac{1}{2}|I| = \frac{x_+ - x_-}{2}$.

By the Δ -inequality,

$$\begin{aligned} |I| &= x_+ - x_- = |\gamma(x_-) - \gamma(x_+)| \leq \\ &\leq |\gamma(x_-) - y_-|_W + |y_- - y_+|_W + |y_+ - \gamma(x_+)|_W \leq \\ &\frac{1}{5}d + \frac{1}{2}|I| + \frac{1}{5}d, \text{ since} \end{aligned}$$

$$|\gamma(x_-) - y_-|_W \leq |\gamma(x_-) - \gamma'(x_-)|_W = \frac{1}{5}d, \text{ and,}$$

similarly, $|\gamma(x_+) - y_+|_W \leq \frac{1}{5}d$. Thus, $|I| \leq \frac{4}{5}d$, contradicting Proposition 9. \square



By the \square -inequality we have:

COROLLARY. For every $I \in \mathcal{A}_d(\beta)$ one has $\mathbf{a}Q_I > \omega \cdot \frac{1}{10}d \cdot \frac{1}{2}|I|$ where ω depends only on \mathcal{P} .

6.3. A lemma about segments. For a finite set \mathcal{A} of bounded segments $\subset \mathbb{R}$, denote $\|\mathcal{A}\| = \sum_{I \in \mathcal{A}} |I|$.

Lemma. Let \mathcal{A} be a finite set of open bounded mutually disjoint segments $\subset \mathbb{R}$ of length $> a > 0$. There exists a set $\mathcal{B} \subset \mathcal{A}$ such that $\|\mathcal{B}\| \geq \frac{1}{3}\|\mathcal{A}\|$ and the distance between any two segments $\in \mathcal{B}$ is greater than a .

Proof. Induction on $m = \#\mathcal{A}$. If $m \leq 1$ then, trivially, one takes $\mathcal{B} = \mathcal{A}$.

Suppose that $m \geq 2$ and that, for the smaller values of m , the assertion is true.

Let I be a segment $\in \mathcal{A}$ of maximal length and let

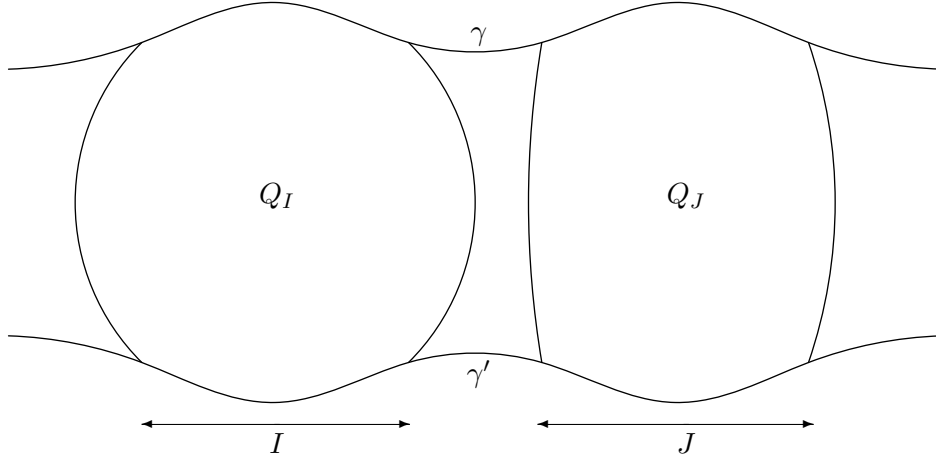
$\mathcal{D} = \{D \in \mathcal{A} \setminus \{I\} : \text{dist}(I, D) \leq a\}$. It follows from the hypothesis that the cardinality of \mathcal{D} is at most 2. Since the length of I is maximal $|I| \geq \frac{1}{3}\|(\mathcal{D} \cup \{I\})\|$. By the induction assumption, the set $\mathcal{A}' = \mathcal{A} \setminus ((\mathcal{D} \cup \{I\}))$ contains a subset \mathcal{B}' such that $\|\mathcal{B}'\| \geq \frac{1}{3}\|\mathcal{A}'\|$ and there is no pairs in \mathcal{B}' of distance $\leq a$ between its elements.

For the set $\mathcal{B} = \mathcal{B}' \cup \{I\}$, one has $\|\mathcal{B}\| \geq \frac{1}{3}\|\mathcal{A}\|$ and there is no “ a -close” pairs $\subset \mathcal{B}$. \square

6.4. End of the proof of Theorem 2: an estimate for the Van Kampen area of β . By the corollary of Section 6.2, we have $aQ_I > \omega \cdot \frac{1}{20}d|I|$ for each segment $I \in \mathcal{A}_d$.

By the lemma of Section 6.3, there exists $\mathcal{B} \subset \mathcal{A}_d$ such that $\|\mathcal{B}\| \geq \frac{1}{3}\|\mathcal{A}_d\|$. So the distance between any two distinct segments $\in \mathcal{B}$ is greater than $\frac{4}{5}d$ (see Proposition 9).

Since the “lateral” sides of each quadrilateral Q_I , $I \in \mathcal{A}_d$ have length $\frac{1}{5}d$, the lateral sides of distinct quadrilaterals Q_I, Q_J ($I, J \in \mathcal{B}$) have empty intersection (see the picture below).



By the Jordan curve theorem, the pieces of the Van Kampen diagram bounded by Q_I and Q_J have empty intersection.

Thus $a(\beta) \geq \sum_{I \in \mathcal{B}} a(Q_I) > \omega \cdot \frac{1}{20}d \cdot \|\mathcal{B}\| \geq \omega \cdot \frac{1}{60}d \|\mathcal{A}_d\| \stackrel{(7),(8)}{\geq} \frac{1}{60}\omega \varepsilon d \cdot |\beta|$.
So $\frac{a(\beta)}{|\beta|} > \frac{1}{60}\omega \varepsilon d$.

Since the parameter d can take arbitrary large values we have a contradiction with the assumption of Theorem 2.

Theorem 2 is proved.

REMARK. Theorem 2 can be stated for arbitrary graphs (not only for Cayley graphs of groups). Instead of the Van Kampen area one can use the function $I(P, \rho)$ of [2]. Our proof is valid in this case too.

REFERENCES

- [1] A. Ancona. *Positive harmonic functions and hyperbolicity*. In: Potential Theory — Surveys and Problems (Prague, 1987). Lecture Notes in Math. 1344, p. 123. Springer Berlin.
- [2] B. H. Bowditch, *Notes on Gromov’s hyperbolicity criterion for path-metric spaces*. In: E. Ghys, A. Haefliger, A. Verjovsky (editors) *Group Theory from a Geometric Viewpoint*. World Scientific. 1991, pp. 64–168.

- [3] I. Gekhtman, V. Gerasimov, L. Potyagailo and W. Yang. *Martin boundary covers Floyd boundary*. Invent. Math. **223** (1921) 759–809.
- [4] S. M. Gersten, *Problems on automatic groups*, Algorithms and Classification in Combinatorial Group Theory (Gilbert Baumslag and Charles F. Miller, eds.), Springer New York, New York, NY, 1992, pp. 225–232.
- [5] M. Gromov, *Hyperbolic groups*, in: “Essays in Group Theory” (ed. S. M. Gersten) M.S.R.I. Publications No. 8, Springe-Verlag (1987) 75–263.
- [6] R. C. Lyndon and P. E. Shupp, *Combinatorial Group Theory*. Springer-Verlag, 1977.
- [7] P. Papasoglu. *Strongly automatic groups are hyperbolic*. Invent. Math. 121, 323–334 (1995).

VICTOR GUERASSIMOV (GERASIMOV), DEPARTAMENTO DE MATEMÁTICA, UNIVERSIDADE FEDERAL DE MINAS GERAIS, AV. ANTÔNIO CARLOS, 6627/ CEP: 31270-901. CAIXA POSTAL: 702 BELO HORIZONTE, MG, BRAZIL
Email address: `victor@mat.ufmg.br`

LEONID POTYAGAILO, UFR DE MATHÉMATIQUES, UNIVERSITÉ DE LILLE, 59655 VILLENEUVE D’ASCQ CEDEX, FRANCE
Email address: `potyag@math.univ-lille1.fr`