

# Learning Optimal Dynamic Treatment Regimes Subject to Stagewise Risk Controls

Mochuan Liu

Department of Biostatistics, University of North Carolina at Chapel Hill

Yuanjia Wang

Department of Biostatistics, Columbia University

Haoda Fu

Eli Lilly and Company

Donglin Zeng

Department of Biostatistics, University of North Carolina at Chapel Hill

December 26, 2022

## Abstract

Dynamic treatment regimes (DTRs) aim at tailoring individualized sequential treatment rules that maximize cumulative beneficial outcomes by accommodating patient’s heterogeneity into decision making. For many chronic diseases including type 2 diabetes mellitus (T2D), treatments are usually multifaceted in the sense that the aggressive treatments with higher expected reward are also likely to elevate the risk of acute adverse events. In this paper, we propose a new weighted learning framework, namely benefit-risk dynamic treatment regimes (BR-DTRs), to address the benefit-risk trade-off. The new framework relies on a backward learning procedure by restricting the induced risk of the treatment rule to be no larger than a pre-specified risk constraint at each treatment stage. Computationally, the estimated treatment rule solves a weighted support vector machine problem with a modified smooth constraint. Theoretically, we show that the proposed DTRs are

Fisher consistent and we further obtain the convergence rates for both the value and risk functions. Finally, the performance of the proposed method is demonstrated via extensive simulation studies and application to a real study for T2D patients.

*Keywords:* Dynamic treatment regimes; Precision medicine; Benefit-risk; Acute adverse events; Value function; Weighted support vector machine.

# 1 Introduction

Precision medicine aims at tailoring treatments to individual patients by taking their clinical heterogeneity into consideration (Hodson, 2016; Ginsburg and Phillips, 2018). One important treatment strategy in precision medicine is called dynamic treatment regimes (DTRs), which sequentially assign treatments to individual patients based on their evolving health status and intermediate responses (Moodie et al., 2007; Chakraborty and Murphy, 2014), with the goal to maximize their long-term rewarding outcome. Over the past years, there has been an explosive development of statistical methods and machine learning algorithms for learning DTRs using either randomized trials (Murphy, 2005; Lavori and Dawson, 2004; Dawson and Lavori, 2012; Lei et al., 2012), or observational data (Moodie et al., 2012; Simoneau et al., 2020). Among them, regression-based methods, such as G-estimation (Robins, 2004), A-learning (Murphy, 2003) and Q-learning (Qian and Murphy, 2011), fit regression models to estimate expected future outcome at each stage, or its varied form such as blip functions or regrets, and obtain the optimal DTRs by comparing the model-predicted outcomes among treatments in a backward fashion. To lessen the concern of model misspecification, machine learning based approaches have also been advocated to learn the optimal DTRs through directly optimizing the so-called value function. Examples of the machine learning based methods include outcome weighted learning (OWL) (Zhao et al., 2012, 2015) and its doubly robust extension (Liu et al., 2018), which connects the value optimization problem to a weighted classification problem that can be solved efficiently through support vector machines.

For many chronic diseases, treatments are multifaceted: the aggressive treatment with a better reward is often accompanied with a higher toxicity, leading to the elevated risk of severe and acute side effects or even fatality. For example, the Standards of Medical Care in Diabetes published by American Diabetes Association (ADA) suggests metformin as first-line initial therapy for all general T2D patients. Intensified insulin therapy should be applied to patients when patients' A1C level is above the target (American Diabetes Association, 2022). However, according to UK Prospective Diabetes study, evidence has indicated that many patients who may eventually rely on insulin therapy to achieve ideal A1C level will be likely to experience more hypoglycemic episodes (UKPDS Group, 1998),

and the latter can cause neurological impairments, coma or death (Cryer et al., 2003). Another example is corticosteroid therapy adopted by patients with asthma, rheumatoid arthritis or other immune system disorders. Corticosteroid helps patients to relieve the symptom but will also increase the risk of complications in short term if patients have another diseases through inhibiting patients’ immune system (Buchman, 2001; Liu et al., 2013). Therefore, the benefit-risk challenge presented in these chronic diseases entails that the ideal treatment rules should also take into consideration of reducing any short-term risks while maximizing the long-term rewarding outcome.

Only a limited number of existing works have ever considered the benefit-risk balance and all are restricted to the single-stage decision making problem. Among them, most of the methods pre-specified a utility function that unifies the benefit and risk into one composite outcome, and proposed to learn optimal treatment decision through maximizing the utility function (Lee et al., 2015; Butler et al., 2018). One major disadvantage of these methods is that the choice of the utility function is often subjective. More recently, Wang et al. (2018) reformulated the problem into a constrained optimization problem which maximizes the reward outcome subject to a risk constraint, and developed a weighted learning framework for solving the optimal rule. However, no theoretical justification was provided for the proposed method and extending the framework to study DTRs with multiple-stage risks is nontrivial.

In this work, we consider the problem of learning the optimal DTRs in a multi-stage study, subject to different risk constraints at each stage. Our motivation is to learn the treatment strategy for T2D patients such that the strategy can best control HbA1c level in the long run but also ensure that the number of adverse events related to metabolic health is controlled. We propose a general framework, namely benefit-risk DTRs (BR-DTRs), by extending the framework developed in Wang et al. (2018) from the single stage to the multiple stages. Specifically, we propose a backward procedure to estimate the optimal treatment rules: at each stage, we maximize the expected value function under the risk constraint imposed at the current stage. The solution can be obtained by solving a constrained support vector machine problem. Theoretically, we show that the resulting DTRs are Fisher consistent when some proper surrogate functions are used to replace the risk constraints. We further derive the non-asymptotic error bounds for the cumulative

reward and stagewise risks associated with the estimated DTRs.

Our contributions are two-fold: first, we propose a general framework to estimate the optimal DTRs under the stagewise risk constraints; the proposed framework reduces to the outcome weighted learning for DTRs in Zhao et al. (2015) when there is no risk constraint, and reduces to the method in Wang et al. (2018) when there is only one stage. Second, our work establishes the non-asymptotic results for the estimated DTRs for both value and risk functions and such results have never been given before. In particular, we show that support vector machines still yield Fisher consistent treatment rules under a range of risk constraints. Our theory also shows that the convergence rate of the predicted value function is in an order of the cubic root of the sample size and the convergence rate for the risk control has an order of the square root of the sample size.

The remaining paper is organized as follows. In Section 2, we discuss the statistical framework of BR-DTRs and give the complete BR-DTRs algorithm. In Section 3, we provide further theoretical justification for BR-DTRs. We demonstrate the performance of BR-DTRs via simulation studies in Section 4 and apply the method to a real study of T2D patients in Section 5.

## 2 Method

### 2.1 DTRs under stagewise risk constraints

Consider a  $T$ -stage DTRs problem and we use  $(Y_1, \dots, Y_T)$  to denote the beneficial reward and  $(R_1, \dots, R_T)$  to denote the risk outcomes at each stage. We assume that  $\{(Y_t, R_t)\}$  are bounded random variables and a series of dichotomous treatment options are available at each stage, denoted by  $A_t \in \{-1, +1\}$ . Let  $H_1 \subset \dots \subset H_T$  be the feature variables at stage  $t$ , which includes the baseline prognostic variables, intermediate outcomes and any time-dependent covariates information prior to stage  $t$ . DTRs are defined as a sequence of functions

$$\mathcal{D} = \mathcal{D}_1 \times \dots \times \mathcal{D}_T : \mathcal{H}_1 \times \dots \times \mathcal{H}_T \rightarrow \{-1, +1\}^T \text{ where } \mathcal{D}_t : \mathcal{H}_t \mapsto \{-1, +1\}.$$

The goal of BR-DTRs is to find the optimal rule  $\mathcal{D}^*$  that maximizes the cumulative reward at the final stage  $T$ , while the risk at each stage  $t$  is controlled by a pre-specified risk

constraint, denoted by  $\tau_t$ . Mathematically, we aim to solve the following optimization problem

$$\begin{aligned} \max_{\mathcal{D}} \quad & E^{\mathcal{D}}\left[\sum_{t=1}^T Y_t\right] \\ \text{subject to} \quad & E^{\mathcal{D}}[R_1] \leq \tau_1, \dots, E^{\mathcal{D}}[R_T] \leq \tau_T, \end{aligned}$$

where  $E^{\mathcal{D}}[\cdot]$  denotes the expectation given  $A_t = \mathcal{D}_t(H_t)$  for  $t = 1, \dots, T$ .

Additional assumptions are necessary to ensure that the above problem can be solved using the observed data. To this end, we let  $\bar{A}_t = (A_1, \dots, A_t)$  denote the observed treatment history and  $\bar{a}_t = (a_1, \dots, a_t) \in \{-1, +1\}^n$  denote any fixed treatment history up to time  $t$ , and use  $X(\bar{a}_t)$  to denote the potential outcome of variable  $X$  under treatment  $\bar{a}_t$ .

**Assumption 1.** (*Stable Unit Treatment Value Assumption (SUTVA)*) *At each stage, subject's outcomes are not influenced by other subjects' treatments allocation, i.e.,*

$$(Y_t, R_t) = (Y_t(\bar{a}_t), R_t(\bar{a}_t)) \quad \text{given} \quad \bar{A}_t = \bar{a}_t.$$

**Assumption 2.** (*No Unmeasured Confounders (NUC)*) *For any  $t = 1, \dots, T$*

$$A_t \perp\!\!\!\perp (H_{t+1}(\bar{a}_t), \dots, H_T(\bar{a}_{T-1}), Y_T(\bar{a}_T), R_T(\bar{a}_T)) \mid H_t.$$

**Assumption 3.** (*Positivity*) *For any  $t = 1, \dots, T$ , there exists universal constants  $0 < c_1 \leq c_2 < 1$  such that*

$$c_1 \leq p(A_t = 1 \mid H_t) \leq c_2 \quad \text{for } H_t \text{ a.s.}$$

**Assumption 4.** (*Acute Risk*) *For any  $t = 1, \dots, T$  and  $\bar{a}_t \in \{-1, 1\}^t$ ,  $R_t(\bar{a}_t)$  only depends on  $a_t$ . Thus, we can write  $R_t(a_t)$  for this potential outcome.*

Assumptions 1 to 3 are standard causal assumptions for DTRs literature and one could refer to Rubin (1978); Robins (1997); Chakraborty and Moodie (2013) for more discussions. In particular, Assumptions 2 and 3 hold if the data are obtained from a sequential multiple assignment randomized trial (SMART). Assumption 4 captures the acute risk property of chronic diseases. That is, for the same individual, the adverser risk in each stage is caused by his/her most recent treatment. As an additional note, we can further assume that  $R_t$  is positive and bounded away from zero after shifting both  $R_t$  and  $\tau_t$  by one same constant without changing the problem of interest.

Under all four additional assumptions, suppose  $\mathcal{D}_t(H_t) = \text{sign}(f_t(H_t))$  for some measurable decision function  $f_t$ . We notice

$$\begin{aligned} E^{\mathcal{D}}[R_t] &= E\left[\frac{R_t \prod_{t=1}^T \mathbb{I}(A_t f_t(H_t) > 0)}{\prod_{t=1}^T p(A_t|H_t)}\right] = E\left[R_t(\text{sign}(f_1), \dots, \text{sign}(f_t))\right] \\ &= E\left[R_t(\text{sign}(f_t))\right] = E\left[\frac{R_t \mathbb{I}(A_t f_t(H_t) > 0)}{p(A_t|H_t)}\right]. \end{aligned}$$

Then according to Zhao et al. (2015), the original problem can be reformulated as

$$\begin{aligned} \max_{(f_1, \dots, f_T) \in \mathcal{F}_1 \times \dots \times \mathcal{F}_T} & E\left[\frac{(\sum_{t=1}^T Y_t) \prod_{t=1}^T \mathbb{I}(A_t f_t(H_t) > 0)}{\prod_{t=1}^T p(A_t|H_t)}\right] \\ \text{subject to} & E\left[\frac{R_t \mathbb{I}(A_t f_t(H_t) > 0)}{p(A_t|H_t)}\right] \leq \tau_t, \quad t = 1, \dots, T, \end{aligned} \quad (1)$$

where  $\mathcal{F}_t$  denotes the set of all real value measurable functions from  $\mathcal{H}_t \rightarrow \mathbb{R}$ . Intuitively, following the same arguments as in Zhao et al. (2015), the solution of the above problem can be solved in a backward fashion as follows: let  $\{\mathcal{O}_t\}$  denote the feasible region of the original problem under risk constraints  $(\tau_1, \dots, \tau_T)$  at stage  $t$ , i.e.,

$$\mathcal{O}_t = \left\{ f \in \mathcal{F}_t \mid E\left[\frac{R_t \mathbb{I}(A_t f(H_t) > 0)}{p(A_t|H_t)}\right] \leq \tau_t \right\}, \quad t = 1, \dots, T,$$

and define the  $U$ -function as

$$U_t(h_t; g_t, g_{t+1}, \dots, g_T) = E\left[\frac{(\sum_{j=t}^T Y_j) \prod_{j=t}^T \mathbb{I}(A_j g_j(H_j) > 0)}{\prod_{j=t}^T p(A_j|H_j)} \mid H_t = h_t\right],$$

where we set  $U_{T+1} = 0$ . Then the optimal solution to (1), denoted by  $(g_1^*, \dots, g_T^*)$ , satisfies

$$g_t^* = \arg \min_{f_t \in \mathcal{O}_t} E\left[\frac{(Y_t + U_{t+1}(H_{t+1}; g_{t+1}^*, \dots, g_T^*)) \mathbb{I}(A_t f_t(H_t) < 0)}{p(A_t|H_t)}\right]. \quad (2)$$

In fact, our later proof for Theorem 1 will show that such a backward algorithm leads to the optimal DTRs solving problem (1).

## 2.2 Surrogate loss and Fisher consistency

One main difficulty of implementing framework (2) is the existence of the indicator functions in both the objective function and risk constraints, which makes solving the original problem NP-hard. Following the idea in Wang et al. (2018), we propose the following surrogate functions to replace both indicator functions: let  $\phi(\cdot)$  denote the hinge loss function

defined as  $\phi(x) = (1 - x)_+$  and  $\psi(\cdot, \eta)$  denote the shifted ramp loss function given by

$$\psi(x, \eta) = \begin{cases} 1, & \text{if } x \geq 0 \\ \frac{x+\eta}{\eta}, & \text{if } x \in (-\eta, 0) \\ 0, & \text{if } x \leq -\eta, \end{cases}$$

where  $\eta \in (0, 1]$  is a prespecified shifting parameter that can vary with stage. We then consider the following surrogate problem, namely MultiBR problem,

$$f_t^* = \arg \min_{f_t \in \mathcal{A}_t} E \left[ \frac{(Y_t + U_{t+1}(H_{t+1}; f_{t+1}^*, \dots, f_T^*)) \phi(A_t f_t(H_t))}{p(A_t | H_t)} \right], \quad (3)$$

where

$$\mathcal{A}_t = \left\{ f \in \mathcal{F}_t \mid E \left[ \frac{R_t \psi(A_t f(H_t), \eta_t)}{p(A_t | H_t)} \right] \leq \tau_t \right\} \quad t = 1, \dots, T.$$

Equivalently, we replace the 0-1 loss function in the objective function by the hinge loss and replace the indicator function in the risk constraint by the shifted ramp loss function. The shifted ramp loss leads to a smooth and conservative approximation of the risk constraint function when  $\eta_t$  is small.

Our next result shows that the new surrogate problem leads to the DTRs that are Fisher consistent. Before stating the theorem, we define a  $t$ -stage pseudo-outcome  $Q_t$  as

$$Q_t = Y_t + U_{t+1}(H_{t+1}; f_{t+1}^*, \dots, f_T^*),$$

which is the cumulative reward from stage  $t$  to  $T$  assuming that all treatments have been optimized from stage  $t + 1$  to  $T$ . For any random vector  $(Y, R, A, H)$  and for  $a = \pm 1$ , we use the following notations:

$$\begin{aligned} m_Y(h, a) &= E[Y | H = h, A = a], & \delta_Y(h) &= m_Y(h, 1) - m_Y(h, -1), \\ m_R(h, a) &= E[R | H = h, A = a], & \delta_R(h) &= m_R(h, 1) - m_R(h, -1). \end{aligned}$$

Let

$$\begin{aligned} \tau_{t, \min} &= E \left[ R_t \frac{\mathbb{I}(A_t \delta_{R_t}(H_t) < 0)}{p(A_t | H_t)} \right] \\ \tau_{t, \max} &= E \left[ R_t \frac{\mathbb{I}(A_t \delta_{Q_t}(H_t) > 0)}{p(A_t | H_t)} \right]. \end{aligned}$$

In other word,  $\tau_{t, \min}$  is the risk under the decision function given by  $-\delta_{R_t}(H_t)$ , which is the one maximizing the risk regardless of the reward outcome. Thus,  $\tau_{t, \min}$  is the minimum risk



that one can possibly achieve at stage  $t$ . While,  $\tau_{t,\max}$  is the risk for the decision function given by  $\delta_{Q_t}(H_t)$ , which is the one maximizing the reward regardless of the risk. Thus,  $\tau_{\max,t}$  is the maximal risk.

**Theorem 1.** *For  $t = 1, \dots, T$  and any fixed  $\tau_{t,\min} < \tau_t < \tau_{t,\max}$ , suppose that  $P(\delta_{Q_t}(H_t)\delta_{R_t}(H_t) = 0) = 0$  and random variable  $\delta_{Q_t}(H_t)/\delta_{R_t}(H_t)$  has continuous distributions in the support of  $H_t$ . Then for any  $\eta_t \in (0, 1]$  and  $t = 1, \dots, T$ , we have  $\text{sign}(f_t^*) = \text{sign}(g_t^*)$  almost surely, and  $(f_1^*, \dots, f_T^*)$  solves the optimization problem in (1).*

When  $\tau_t \geq \tau_{t,\max}$ , the MultiBR problem reduced to a standard DTRs problem and Zhao et al. (2015) shows that the Fisher consistency holds without additional conditions. For  $T = 1$ , the conditions are similar to Wang et al. (2018), but they assume  $H_t$  to have a continuous distribution. Theorem 1 basically indicates that when the risk constraints are feasible and assume that the reward difference between two treatments varies continuously with respect to the risk and risk difference, using the surrogate loss leads to the true optimal DTRs for any shifting parameter  $\eta_t \in (0, 1]$ . We note that this result has never been established before. The complete proof is presented in Section S.1 in the supplemental material.

## 2.3 Estimating BR-DTRs using empirical data

Given data  $\{(H_{it}, A_{it}, Y_{it})_{t=1, \dots, T}\}_{i=1, \dots, n}$  from  $n$  i.i.d. patients, we propose to solve the empirical version of the surrogate problem to estimate the optimal DTRs: let

$$\mathcal{A}_{t,n} = \left\{ f \in \mathcal{G}_t \left| \frac{1}{n} \sum_{i=1}^n \frac{R_{it}\psi(A_{it}f(H_{it}), \eta)}{p(A_{it}|H_{it})} \leq \tau_t \right. \right\},$$

then we solve

$$\hat{f}_t = \arg \max_{f \in \mathcal{A}_{t,n}} \frac{1}{n} \sum_{i=1}^n \frac{(\sum_{s=t}^T Y_{is}) \prod_{s=t+1}^T \mathbb{I}(A_{is}\hat{f}_s(H_{is}) > 0)}{\prod_{s=t}^T p(A_{is}|H_{is})} \phi(A_{it}f(H_{it})) + \lambda_{n,t} \|f\|_{\mathcal{G}_t}^2 \quad (4)$$

for  $t = T, \dots, 1$  in turn. Here,  $\|\cdot\|_{\mathcal{G}_t}$  denotes the functional norm associated with functional space  $\mathcal{G}_t$ . The last term  $\lambda_{n,t} \|f\|_{\mathcal{G}_t}^2$  is a typical choice of penalty term which regularizes the complexity of the estimated optimal decision function to avoid overfitting. Common choices of  $\mathcal{G}_t$  include Reproducing Kernel Hilbert Space (RKHS) under a linear kernel where

$k(h_i, h_j) = h_i^T h_j$ , or a Gaussian radial basis kernel with  $k(h_i, h_j) = \exp(-\sigma^2 \|h_i - h_j\|^2)$ , where  $\sigma$  denotes the inverse of the bandwidth.

To improve the numerical performance of BR-DTRs, we further adopt the augmentation technique used in the augmented outcome weight learning (AOWL) proposed by Liu et al. (2018). Specifically, we replace the weights in the objective function and treatment variable respectively by

$$\hat{Y}_{it} = |Y_{it} + \hat{Q}_{i,t+1} - \hat{\mu}_t(H_{it})|, \quad \hat{A}_{it} = A_{it} \text{sign}(Y_{it} + \hat{Q}_{i,t+1} - \hat{\mu}_t(H_{it})). \quad (5)$$

Here,  $\hat{Q}_{i,t}$  is the augmented  $Q$ -function defined as

$$\begin{aligned} \hat{Q}_{i,t+1} = & \frac{(\sum_{s=t+1}^T Y_{is}) \prod_{s=t+1}^T \mathbb{I}(A_{is} \hat{f}_s(H_{is}) > 0)}{\prod_{s=t+1}^T p(A_{is}|H_{is})} \\ & - \sum_{j=t+1}^T \left\{ \frac{\prod_{s=t+1}^{j-1} \mathbb{I}(A_{is} \hat{f}_s(H_{is}) > 0)}{\prod_{s=t+1}^{j-1} p(A_{is}|H_{is})} \left[ \frac{\mathbb{I}(A_{ij} \hat{f}_j(H_{ij}) > 0)}{p(A_{ij}|A_{ij})} - 1 \right] \hat{\mu}_{t+1,j}(H_{ij}) \right\}, \end{aligned} \quad (6)$$

and let  $\hat{Q}_{i,T+1} = 0$ . Additionally,  $\hat{\mu}_{t,j}$  is the estimated mean function from solving the weighted least square problem

$$\frac{1}{n} \sum_{i=1}^n \frac{\prod_{s=t+1}^T \mathbb{I}(A_{is} \hat{f}_s(H_{is}) > 0)}{\prod_{s=t+1}^T p(A_{is}|H_{is})} \frac{1 - p(A_{ij}|H_{ij})}{\prod_{s=t+1}^j p(A_{is}|H_{is})} \left( \sum_{s=t+1}^T Y_{is} - \mu_{t,j}(H_{ij}) \right)^2, \quad (7)$$

and  $\hat{\mu}_t(H_{ij})$  is obtained by minimizing  $\sum_{i=1}^n (Y_{it} + \hat{Q}_{i,t+1} - \mu_t(H_{it}))^2$ . The main motivation for this construction was given in Liu et al. (2018), where they showed that the removal of the main effect,  $\hat{\mu}_t(H_{it})$ , could reduce the weight variability without affecting the treatment rule estimation, and that using the augmentation term in constructing  $\hat{Q}_{i,t+1}$  could use the information from all subjects, leading to more efficient estimation for DTRs.

Hence, we propose a backward procedure to estimate the optimal DTRs. First, we solve a single stage problem using data at stage  $t = T$ , and then in turn, for  $t = T - 1, \dots, 1$ , we solve the constrained optimization problem after plugging in  $(\hat{f}_{t+1}, \dots, \hat{f}_T)$ . For the optimization at each stage, we apply the difference of convex functions (DC) algorithm (Tao and An, 1997) which is an iterative process and in each iteration the update can be reduced to a standard quadratic programming problem. We present the complete BR-DTRs algorithm in Appendix A.

---

**Algorithm 1** BR-DTRs

---

**Input:** Given training data  $(Y_{it}, R_{it}, A_{it}, H_{it})$  and  $(\lambda_t, \mathcal{G}_t, \tau_t, \eta)$  for  $i = 1, \dots, n$  and  $t = 1, \dots, T$

**for**  $t = T$  to 1 **do**

**for**  $j = t + 1$  to  $T$  **do**

        obtain estimator  $\hat{\mu}_{t,j}$  via minimizing (7)

**end for**

**if**  $t = T$  **then** define  $\hat{Q}_{i,T+1} = 0$

**else** compute  $\hat{Q}_{i,t+1}$  from (6)

**end if**

    compute  $\hat{\mu}_t(H_{ij})$  via least square estimator and obtain  $\{(\hat{Y}_{it}, \hat{A}_{it})\}$  via (5)

    obtain  $\hat{f}_t$  by solving

$$\begin{aligned} \min_{f \in \mathcal{G}_t} \quad & \frac{1}{n} \sum_{i=1}^n \frac{\hat{Y}_{it}}{p(A_{it}|H_{it})} \phi(\hat{A}_{it} f(H_{it})) + \lambda_{n,t} \|f\|_{\mathcal{G}_t}^2 \\ \text{subject to} \quad & \frac{1}{n} \sum_{i=1}^n \frac{R_{it}}{p(A_{it}|H_{it})} \psi(A_{it} f(H_{it}), \eta) \leq \tau_t \end{aligned}$$

        using DC algorithm described in Appendix A

**end for**

**Output:**  $(\hat{f}_1, \dots, \hat{f}_T)$

---

### 3 Theoretical Properties

In this section, we establish the nonasymptotic error rate of the value function and stagewise risks under estimated decision functions  $(\hat{f}_1, \dots, \hat{f}_T)$ . More specifically, for any arbitrary decision functions  $(g_1, \dots, g_T)$ , the value function of  $(g_1, \dots, g_T)$  is defined as

$$\mathcal{V}(g_1, \dots, g_T) = E \left[ \frac{(\sum_{t=1}^T Y_t) \prod_{t=1}^T \mathbb{I}(A_t g_t(H_t) > 0)}{\prod_{t=1}^T p(A_t|H_t)} \right].$$

We aim at obtaining the non-asymptotic bound for the regret function given by

$$\mathcal{V}(f_1^*, \dots, f_T^*) - \mathcal{V}(\hat{f}_1, \dots, \hat{f}_T),$$

and the stagewise risk difference given by

$$E \left[ \frac{R_t \mathbb{I}(A_t \hat{f}_t(H_t) > 0)}{p(A_t|H_t)} \right] - \tau_t,$$

for  $t = 1, \dots, T$ .

We assume that  $\{\mathcal{G}_t\}$  are the RKHS generated by the Gaussian radial basis kernel, i.e.,  $\mathcal{G}_t = \mathcal{G}(\sigma_{n,t})$  where  $\mathcal{G}(\sigma)$  denotes the Gaussian RKHS associated with bandwidth  $\sigma^{-1}$ .

Furthermore, for random variable  $Q_t, R_t, A_t$  and  $H_t$ , we define for  $a, b \in \{-1, 1\}$ ,

$$H_{a,b} = \left\{ h \in \mathcal{H} : a\delta_{Q_t}(h) > 0, bf_{t,\tau_t}^*(h) > 0 \right\}$$

and  $\Delta_{t,\tau'}(h) = \sum_{a,b \in \{-1,1\}} \text{dist}(h, \mathcal{H}/H_{a,b}) I(h \in H_{a,b})$ , where  $\text{dist}(\cdot)$  denotes the Euclidean distance and  $f_{t,\tau'}^*$  denotes optimal solution of (3) at stage  $t$  but replace the risk constraint in  $\mathcal{A}_t$  by  $\tau'$ . Recall that

$$Q_t = Y_t + U_{t+1}(H_{t+1}; f_{t+1}^*, \dots, f_T^*) = Y_t + U_{t+1}(H_{t+1}; f_{t+1}^*, \dots, f_T^*).$$

We assume

**Assumption 5.** *Let  $P_t$  denote the joint probability  $H_t$ . For given  $(\tau_1, \dots, \tau_T)$  and any  $t = 1, \dots, T$ , there exists universal positive constant  $\delta_{0,t} > 0$ ,  $K_t > 0$  and  $\alpha_t > 0$  such that for any  $\tau' \in [\tau_t - 2\delta_{0,t}, \tau_t + 2\delta_{0,t}] \subset (\tau_{t,\min}, \tau_{t,\max})$  we have*

$$\int_{\mathcal{H}_t} \exp\left(-\frac{\Delta_{t,\tau'}(h)^2}{s}\right) P_t(dh) \leq K_t s^{\alpha_t d_t/2}$$

*holds for all  $s > 0$ .*

Assumption 5 is an extension of the Geometric Noise Exponent (GNE) assumption proposed by Steinwart and Scovel (2007) to establish a fast convergence risk bound for standard SVM, and later adopted by Zhao et al. (2012) to derive the risk bound for the DTRs without risk constraints. The assumption can be viewed as a regularization condition of the behavior of samples near the true optimal decision boundary. For a fixed  $\tau_t$ ,  $\alpha_t$  can be taken to 1 when  $\Delta(h)$  has order less or equal to  $O(h)$ . When the optimal decision boundary is strictly separated, i.e.  $\text{dist}(H_{a,b}, H_{a',b'}) > 0$  for any  $a \neq a'$  and  $b \neq b'$ , by using the fact that  $\exp(-t) \leq C_s t^{-s}$  one can check that Assumption 5 holds for  $\alpha_t = \infty$ . When the optimal decision boundary is not strictly separated, it can be shown that Assumption 5 can still hold for arbitrary  $\alpha_t \in (0, \infty)$  when the marginal distribution of  $H_t$  has light density near the optimal decision boundary (see Example 2.4 in Steinwart and Scovel (2007)).

The following theorem gives the non-asymptotic error bound for the value loss and risk difference for the estimated DTRs, assuming that  $\{\mu_t\}$  and  $\{\mu_{t,j}\}$  in the augmentation are known. The theorem allows stage-wise shifting parameters to vary with sample size, denoted by  $(\eta_{n,1}, \dots, \eta_{n,T})$ .

**Theorem 2.** Suppose that Assumptions 1 to 5 and conditions in Theorem 1 hold, and  $H_t$  is defined on a compact set  $\mathcal{H}_t \subset \mathbb{R}^{d_t}$  for  $t = 1, \dots, T$ . Let  $\{\nu_t\}$  and  $\{\theta_t\}$  be two series of positive constants such that  $0 < \nu_t < 2$  and  $\theta_t > 0$  for all  $t = 1, \dots, T$ . Then for any  $n \geq 1$ ,  $\lambda_{n,t} > 0$ ,  $\sigma_{n,t} > 0$  and  $0 < \eta_t \leq 1$ , such that  $\lambda_{n,t} \rightarrow 0, \sigma_{n,t} \rightarrow \infty$  and that there exist constants  $C_1, C_2, C_3$  satisfying

$$C_1 \sigma_{n,t}^{-\alpha_t d_t} \eta_{n,t}^{-1} \leq \delta_{0,t}, \quad C_2 n^{-1} \sigma_{n,t}^{(1-\nu_t/2)(1+\theta_t)d_t} \leq 1,$$

and  $\delta_t + C_1 \sigma_{n,t}^{-\alpha_t, d_t} \eta_{n,t}^{-1} + C_3 n^{-1/2} \sigma_{n,t}^{(1-\nu_t/2)(1+\theta_t)d_t/2} \left( \frac{M}{c_1 \lambda_{n,t}} + \sigma_{n,t}^{d_t} \right)^{\nu_t/4} \eta_{n,t}^{-\nu_t/2} \leq 2\delta_{0,t}$ , it holds

$$|\mathcal{V}(\hat{f}_1, \dots, \hat{f}_T) - \mathcal{V}(f_1^*, \dots, f_T^*)| \leq \sum_{t=1}^T (c_1/5)^{1-t} C_t \left( n^{-1/2} \lambda_{n,t}^{-1/2} \sigma_{n,t}^{(1-\nu_t/2)(1+\theta_t)d_t/2} + \lambda_{n,t} \sigma_{n,t}^{d_t} + \sigma_{n,t}^{-\alpha_t d_t} \eta_{n,t}^{-1} + \eta_{n,t} \right)$$

with probability of at least  $1 - \sum_{t=1}^T h_t(n, \sigma_{n,t})$ , where

$$h_t(n, \sigma_{n,t}) = 2 \exp \left( - \frac{2n\delta_{0,t}^2 c_1^2}{M^2} \right) + 2 \exp \left( - \frac{n\delta_t^2 c_1^2}{2M^2} \right) + \exp \left( - \sigma_{n,t}^{(1-\nu_t/2)(1+\theta_t)d_t} \right).$$

Moreover, with probability at least  $1 - h_t(n, \sigma_{n,t})$ , the risk induced by  $\hat{f}_t$  satisfies

$$E \left[ \frac{R_t \mathbb{I}(A_t \hat{f}_t(H_t) > 0)}{p(A_t | H_t)} \right] \leq \tau_t + \delta_t + C_t n^{-1/2} \sigma_{n,t}^{(1-\nu_t/2)(1+\theta_t)d_t/2} \lambda_{n,t}^{-\nu_t/4} \eta_{n,t}^{-\nu_t/2}.$$

Here,  $C_t$  denotes some constant only depending on  $\alpha_t, K_t, d_t, \nu_t, \theta_t, c_1$  and  $M$ .

Theorem 2 can be established by first verifying the result for  $T = 1$  and then extending the result to  $T \geq 2$  using an analogous argument of Theorem 3.4 of Zhao et al. (2015). The risk bound of the value function proved in Theorem 2 indicates that the error consists of four parts. The first two term corresponds to the stochastic error and systematic error due to using empirical estimator to approximate the true objective function and restricting the optimal function within a RKHS in empirical the problem (4). The third error term  $O(\sigma_{n,t}^{-\alpha_t d_t} \eta_{n,t}^{-1})$  is induced by using the empirical estimator as risk constraints in (4). The remaining error has order  $O(\eta_{n,t})$  and results from the property that the regret under 0-1 loss function is upper bounded by the regret under hinge loss plus an error term of order  $O(\eta)$  when we use the shifted ramp loss to approximate the indicator function in constraints. Due to the existence of last two error terms, the choice of shifting parameter must be small

but bounded away from 0 in order to minimize the regret. The proof of Theorem 2 and required preliminary lemmas are provided in Section S.2 in the supplemental material.

According to Theorem 2, the risk bound of the regret is minimized by setting  $\eta_{n,t} = \sigma_{n,t}^{-\alpha_t d_t} \eta_{n,t}^{-1}$ ,  $\lambda_{n,t} \sigma_{n,t}^{d_t} = \sigma_{n,t}^{-\alpha_t d_t} \eta_{n,t}^{-1}$  and  $\eta_{n,t} = n^{-1/2} \lambda_{n,t}^{-1/2} \sigma_{n,t}^{(1-\nu_t/2)(1+\theta_t)d_t/2}$ , which gives

$$\lambda_{n,t} = O(\sigma_{n,t}^{-(\alpha_t+2)d_t/2}), \quad \eta_t = O(\sigma_{n,t}^{-\alpha_t d_t/2})$$

and

$$\sigma_{n,t} = O\left(n^{\frac{1}{\alpha_t d_t + (\alpha_t+2)d_t/2 + (1-\nu_t/2)(1+\theta_t)d_t}}\right).$$

Consequently, there exists constants  $k_1, k_2 > 0$  independent of sample size  $n$  such that

$$|\mathcal{V}(\hat{f}_1, \dots, \hat{f}_T) - \mathcal{V}(f_1^*, \dots, f_T^*)| \leq k_1 \sum_{t=1}^T (c_1/5)^{1-t} n^{-\frac{\alpha_t d_t}{2\alpha_t d_t + (\alpha_t+2)d_t/2 + (1-\nu_t/2)(1+\theta_t)d_t}}$$

holds with probability  $1 - \sum_{t=1}^T \exp\left(-k_2 n^{\frac{(1-\nu_t/2)(1+\theta_t)d_t}{\alpha_t d_t + (\alpha_t+2)d_t/2 + (1-\nu_t/2)(1+\theta_t)d_t}}\right)$ . When  $\alpha_t$  can be selected arbitrarily large in which case the data are approximately separated near the optimal decision boundary, the convergence rate of value function is at most of order  $O(n^{-1/3})$ . In terms of risks, when  $\alpha_t$  can be arbitrary large and let  $\nu_t$  goes to 0, the risk constraint inequality indicates that the stagewise risk under estimated rule can always be bounded by  $\tau_t$  plus an error term of order up to  $O(n^{-1/2})$ . In terms of stage  $T$ , we note that the error bound is increasing exponentially with respect to the total number of stages. This result is similar to the risk bound of value function obtained in Q-learning (Murphy, 2005) and OWL (Zhao et al., 2015). As another note, the value function is Lipschitz continuous in terms of the model parameters for  $\{\mu_t\}$  and  $\{\mu_{t,j}\}$ . Thus, when the models of  $\mu_t$  and  $\mu_{t,j}$  are parametric so the parameters are estimated at  $O(n^{-1/2})$ , the impact to the convergence rate of the regret will be of the same order and will not affect the minimum possible error rate of the value function and the adverse risk under the estimated rule. Similar arguments are given in Chen et al. (2021).

## 4 Simulation Studies

We demonstrate the performance of BR-DTRs via simulation studies in this section. We consider two settings both of which simulate the situation when adopting preferable treatment in early stage would immensely affect the performance of possible treatments in later

stages. Specifically, in both settings, we first generate 8-dimensional baseline prognostic variable matrix  $X$  from independent uniform distribution  $U[0, 1]$ . In the first setting, we consider a two-stage randomized trial where treatments  $A_1, A_2$  are randomly assigned with equal probability 0.5. The stage specific rewards and risks are defined by

$$Y_1 = 1 - X_1 + A_1(-X_1 - X_2 + 1) + \epsilon_{Y_1}, \quad R_1 = 2 + X_1 + A_1(-X_1/2 + X_2 + 1) + \epsilon_{R_1},$$

$$Y_2 = 1 - X_1 + A_2(Y_1 - 3X_1 + A_1 + 1) + \epsilon_{Y_2}, \quad R_2 = 1 + X_1 + A_2(Y_2/2 - X_1 + A_2/2 + 1) + \epsilon_{R_2},$$

where  $\epsilon_{Y_1}, \epsilon_{Y_2}$  are noises of reward outcomes generated from independent standard normal distribution  $N(0, 1)$ , and  $\epsilon_{R_1}, \epsilon_{R_2}$  are noises of adverse risks generated from independent uniform distribution  $U[-0.5, 0.5]$ . In this setting, both  $Y_1, Y_2, R_1$  and  $R_2$  are the linear functions of  $H_1 = X$  and  $H_2 = (H_1, A_1, Y_1, R_1)$ . In the second setting,  $Y_2$  is a nonlinear function of  $H_2$  and is generated according to

$$Y_1 = 1 + A_1(-X_1 - X_2/3 + 1.2) + \epsilon_{Y_1}, \quad R_1 = 1.5 + A_1(-X_1/3 + 1.5) + \epsilon_{R_1},$$

$$Y_2 = 1 + A_2(-X_1^2/2 - X_2^2/2 + 3A_1/2 + 1.5) + \epsilon_{Y_2}, \quad R_2 = 1 + A_2(2A_1 + 2) + \epsilon_{R_2},$$

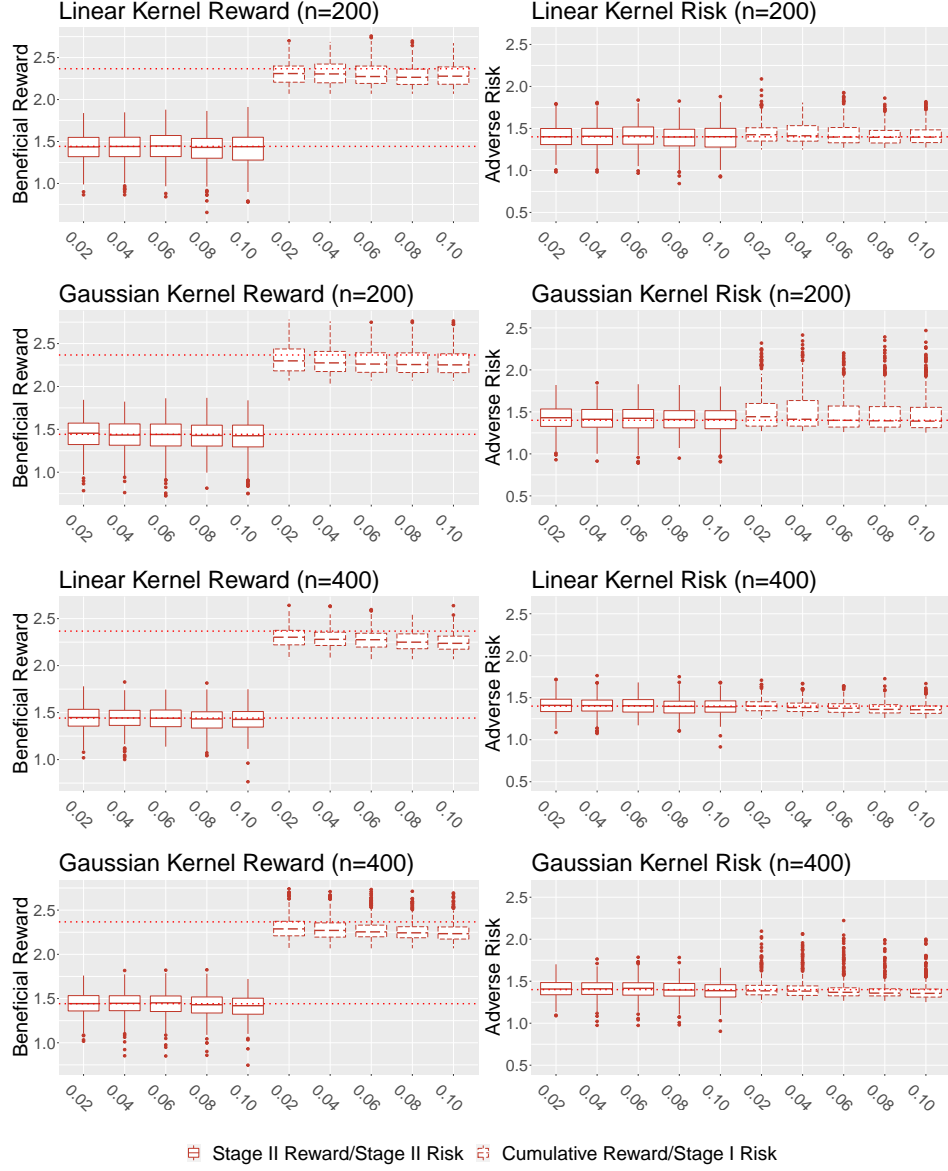
and  $(A_1, A_2, \epsilon_{Y_1}, \epsilon_{Y_2}, \epsilon_{R_1}, \epsilon_{R_2})$  are generated the same way as setting I. Note that for the second simulation setting, the optimal decision boundary in stage II is a circle with respect to  $(X_1, X_2)$ .

For each simulation setting, we implement our proposed method with training data sample size  $n$  equal to 200 and 400, and  $\eta$  varies from 0.02 to 0.1 with increment of 0.02. For first simulation setting, we repeat the simulation for  $\tau_1 = \tau_2 = 1.4$  and 1.5; for second simulation setting, we repeat the simulation for  $\tau_1 = \tau_2 = 1.3$  and 1.4. Both linear kernel and Gaussian kernel are employed to compare their performance. The tuning parameter  $C_n = (2n\lambda_{n,t})^{-1}$  will be selected by a 2-folds cross-validation procedure that maximizes the Lagrange dual function from a pre-specified grid of  $2^{-10}$  to  $2^{10}$ . To alleviate the computational burden, when using the Gaussian kernel we follow the idea of Wu et al. (2010) and fix  $\sigma_{n,t}$  to be  $2\text{median}\{\|H_i - H_j\| : A_i \neq A_j\}$  instead of picking  $\sigma_{n,t}$  adaptively according to  $n$  and  $\lambda_{n,t}$ . In our simulations, all feature variables will be re-centered to mean 0 and rescaled into interval  $[-1, 1]$ . When solving the optimization problem, we choose the initial values for parameters either uniformly in a bounded interval or using the estimated parameters from the unconstrained problem. We recommend the later approach as the performance is overall better than picking the

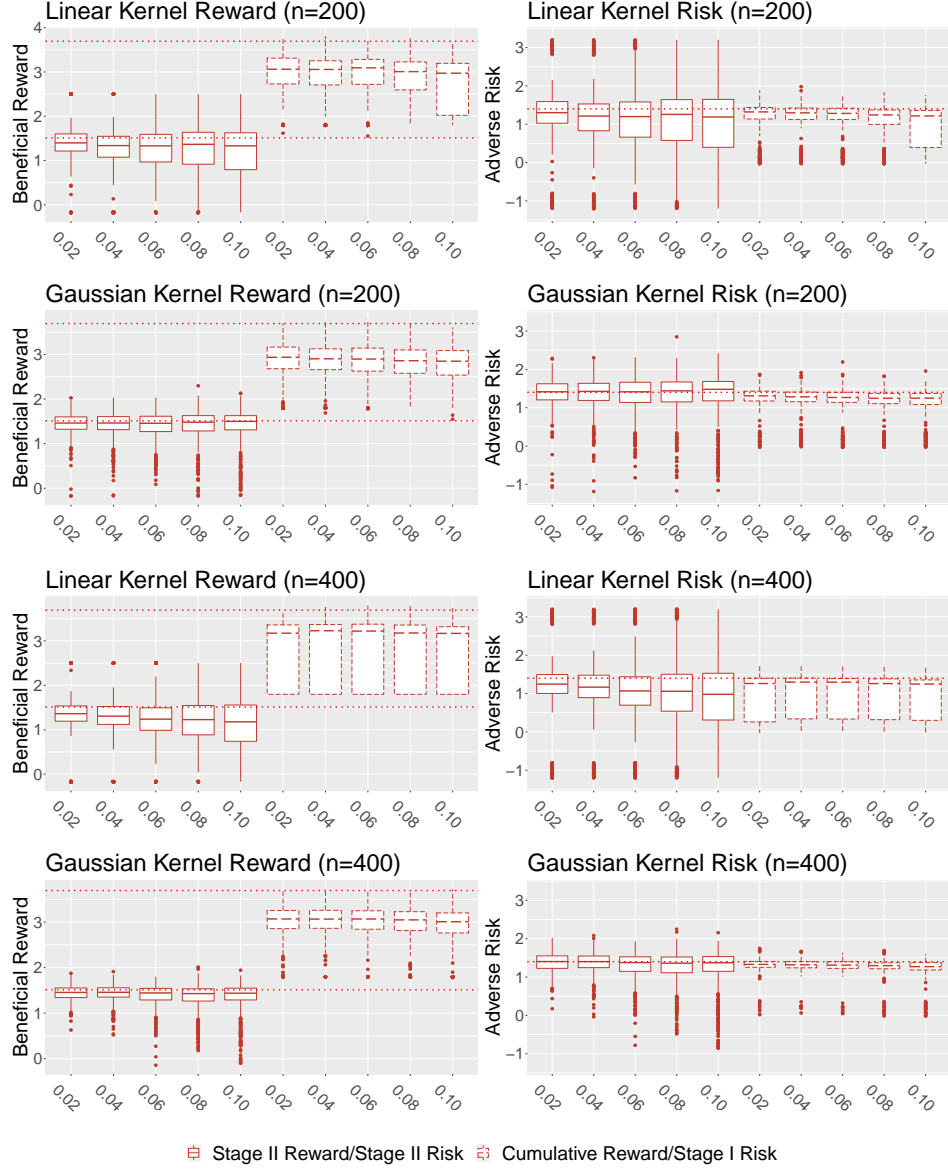
initial point randomly. All quadratic programming programs in DC procedure will be solved by R function *solve.QP()* from *quadprog* package (<https://cran.r-project.org/web/packages/quadprog/index.html>). As comparison, we also implement the AOWL method proposed by Liu et al. (2018) as implemented in package *DTRlearn2* (<https://cran.r-project.org/web/packages/DTRlearn2/index.html>), which ignores the risk constraints. In addition, we also compare our method with the naive approach where in stage I we simply use  $Y_1 + Y_2$  as outcome for estimation without adjusting for any delayed treatment effects even though the risk constraints are considered. To assess the performance of each method, we calculate the stage optimal estimated reward and risk on an independent testing data of size  $N = 2 \times 10^4$ . We repeat the analysis 600 replicates.

Figure 1 displays the estimated reward and risk on the independent testing data for the first simulation setting under the different choices of training sample size, kernel basis and shifting parameter  $\eta$  for  $\tau_1 = \tau_2 = 1.4$ . From the plot, we notice that for the simple linear setting, under both linear and Gaussian kernel the median values of estimated reward/risk will be close to the theoretical reward/pre-specified risk constraints. This indicates that the proposed method can successfully maximize the reward while controlling the risks across both stages. In this setting, comparing with the linear kernel, using the Gaussian kernel will significantly underestimate the risk on training data, leading to somewhat exceeding risk on the testing data. Also as expected, in this setting increasing sample size would improve the performance under both kernel choices. In terms of the shifting parameter  $\eta$ , in setting I there is no obvious preference of choosing small value to large value. The result from the second nonlinear simulation setting under  $\tau_1 = \tau_2 = 1.4$  is presented in Figure 2. Under this more complicated setting and when both two stages' optimal decision boundaries are nonlinear, we notice that our method still yields the value close to the truth and the risks are reasonably controlled in both stages. The Gaussian kernel outperformed the linear kernel in both stages since using linear kernel will misspecify the true model. When the sample size increased, the performance for the Gaussian kernel improved but it was not necessary for the linear kernel, likely due to the misspecification. We also observe that under second simulation setting and when Gaussian kernel is used, choosing small shifting parameter  $\eta$  will achieve better performance on the testing data with much smaller variability. The results for  $\tau = 1.5$  for setting I and  $\tau = 1.5$  for setting II are similar to





**Figure 1:** Estimated reward/risk on independent testing data set for simulation setting I, training sample size  $n = \{200, 400\}$  and  $\eta = \{0.02, 0.04, \dots, 0.1\}$  (x-axis) under linear kernel or Gaussian kernel. Dashed line in reward plots refers to theoretical optimal reward under given constraints. Dashed line in risk plots represents the risk constraint  $\tau = 1.5$ .



**Figure 2:** Estimated reward/risk on independent testing data set for simulation setting II, training sample size  $n = \{200, 400\}$  and  $\eta = \{0.02, 0.04, \dots, 0.1\}$  (x-axis) under linear kernel or Gaussian kernel. Dashed line in reward plots refers to theoretical optimal reward under given constraints. Dashed line in risk plots represents the risk constraint  $\tau = 1.4$ .

$\tau = 1.3$  already discussed. Same conclusions can be made and the results are presented in Section S.3 in the supplemental materials.

Finally, the results in Table 1 compare the performance of MultiBR to AOWL, which ignores the risk constraints, and the naive method, which considers the risk constraints but uses the immediate outcomes as the reward. Clearly, even though AOWL always gives a higher reward than BR-DTRs, the corresponding risks of applying the estimated treatment rules are much larger than the ones from BR-DTRs. In contrast, BR-DTRs can always give the valid decision rules with the risks close to pre-specified threshold values. When comparing to the naive method, due to the nature of DTRs, the reward of BR-DTRs method is always higher than naive method.

## 5 Real Data Application

We apply BR-DTRs to analyze the data from the DURABLE study (Fahrbach et al., 2008). DURABLE study is a two-phase trial designed to compare the safety and efficacy of insulin glargine versus insulin lispro mix in addition to oral antihyperglycemic agents in T2D patients. During the first phase trial, patients were randomly assigned to daily insulin glargine group or twice daily insulin lispro mix 75/25 (LMx2) group for 24-weeks. By the end of 24 weeks, patients who failed reaching HbA1c level lower than 7.0 would enter the second phase intensification study and be randomly reassigned with either basal bolus therapy (BBT) or LMx2 for insulin glargine group, or basal bolus therapy (BBT) or three times daily insulin lispro mix 50/50 (MMx3) therapy for LMx2 group. Any other patients who reached HbA1c 7.0 or lower would enter the maintenance study and keep the initial therapy for another 2 years.

In the DURABLE study, the major objective is lowering patients' endpoint blood glucose level measured in HbA1c level, and in this analysis, we use the reduction of HbA1c level at 48 weeks since 0 week as the reward outcome. The risk outcome is set to be hypoglycemia frequency encountered by patients, which reflects the potential risk induced by adopting assigned treatment. Since not all patients entered the intensification study with treatment reassignment, to implement BR-DTRs, we assume that for the patients who reached HbA1c level lower than 7.0 at the end of the first phase trial, their current treat-

**Table 1:** Estimated reward/risk on independent testing data for  $\tau_1 = \tau_2 = 1.4$  and  $n = 400$  under 3 different methods using linear/Gaussian kernel.

Setting	$\eta$	Method	Linear Kernel			Gaussian Kernel		
			Reward - II	Risk - II	Cumulative Reward	Risk - I	Reward - II	Risk - I
Setting I	0.02	BR-DTRs	1.449(0.086) <sup>1</sup>	1.410(0.072)	2.306(0.077)	1.400(0.053)	1.447(0.087)	1.411(0.072)
	0.02	Naive	—	—	2.224(0.072)	1.377(0.062)	—	—
	0.04	BR-DTRs	1.441(0.083)	1.404(0.067)	2.279(0.071)	1.384(0.051)	1.447(0.083)	1.410(0.069)
	0.04	Naive	—	—	2.207(0.086)	1.359(0.064)	—	—
	0.06	BR-DTRs	1.442(0.089)	1.405(0.074)	2.276(0.071)	1.377(0.050)	1.451(0.090)	1.415(0.073)
	0.06	Naive	—	—	2.185(0.086)	1.348(0.063)	—	—
	0.08	BR-DTRs	1.431(0.086)	1.393(0.070)	2.249(0.078)	1.358(0.048)	1.430(0.091)	1.395(0.073)
	0.08	Naive	—	—	2.164(0.088)	1.322(0.066)	—	—
	0.1	BR-DTRs	1.428(0.081)	1.394(0.066)	2.237(0.066)	1.357(0.045)	1.422(0.091)	1.391(0.075)
	0.1	Naive	—	—	2.168(0.074)	1.321(0.051)	—	—
Setting II	0.02	BR-DTRs	1.362(0.173)	1.246(0.247)	3.174(0.283)	1.262(0.198)	1.456(0.106)	1.403(0.157)
	0.02	Naive	—	—	1.797(0.000)	0.166(0.000)	—	—
	0.04	BR-DTRs	1.306(0.202)	1.166(0.288)	3.228(0.188)	1.299(0.130)	1.459(0.102)	1.402(0.153)
	0.04	Naive	—	—	1.797(0.000)	0.166(0.000)	—	—
	0.06	BR-DTRs	1.238(0.252)	1.067(0.371)	3.221(0.197)	1.297(0.126)	1.444(0.123)	1.377(0.189)
	0.06	Naive	—	—	1.797(0.000)	0.166(0.000)	—	—
	0.08	BR-DTRs	1.228(0.329)	1.059(0.479)	3.178(0.229)	1.260(0.149)	1.430(0.129)	1.360(0.195)
	0.08	Naive	—	—	1.797(0.000)	0.166(0.000)	—	—
	0.1	BR-DTRs	1.177(0.404)	0.980(0.576)	3.169(0.239)	1.247(0.152)	1.438(0.123)	1.371(0.179)
	0.1	Naive	—	—	1.797(0.000)	0.166(0.000)	—	—
Setting III	0.02	BR-DTRs	1.362(0.173)	1.246(0.247)	3.174(0.283)	1.262(0.198)	1.456(0.106)	1.403(0.157)
	0.02	Naive	—	—	1.797(0.000)	0.166(0.000)	—	—
	0.04	BR-DTRs	1.306(0.202)	1.166(0.288)	3.228(0.188)	1.299(0.130)	1.459(0.102)	1.402(0.153)
	0.04	Naive	—	—	1.797(0.000)	0.166(0.000)	—	—
	0.06	BR-DTRs	1.238(0.252)	1.067(0.371)	3.221(0.197)	1.297(0.126)	1.444(0.123)	1.377(0.189)
	0.06	Naive	—	—	1.797(0.000)	0.166(0.000)	—	—
	0.08	BR-DTRs	1.228(0.329)	1.059(0.479)	3.178(0.229)	1.260(0.149)	1.430(0.129)	1.360(0.195)
	0.08	Naive	—	—	1.797(0.000)	0.166(0.000)	—	—
	0.1	BR-DTRs	1.177(0.404)	0.980(0.576)	3.169(0.239)	1.247(0.152)	1.438(0.123)	1.371(0.179)
	0.1	Naive	—	—	1.797(0.000)	0.166(0.000)	—	—

<sup>1</sup>The estimated results are reported in *median(dev)* format. *median* denotes the median of expected risk/reward estimated via normalized estimator among 600 repeated analyses. *dev* denotes the median value of the absolute difference of estimated risk/reward against the *median*

ment was already optimal and should not be adjusted. Under this assumption, the second stage analysis only involves patients who entered the intensification study; while only in the first stage will all patients be included for the analysis. In the first stage estimation, for the patients in the maintenance study, their future reward outcome (reduction of HbA1c) is assumed to be maintained. That is, in Stage I, the reward outcome becomes

$$Y' = \begin{cases} Y, & \text{if subject is from the maintenance study} \\ Y \frac{\mathbb{I}(A_2 \hat{f}_2(H_2) > 0)}{0.5}, & \text{if subject is from the intensification study.} \end{cases}$$

Finally, the second stage risk outcome is the total frequency of hyperglycemia events during the intensification study (from 24 weeks to 48 weeks) and the first stage risk outcome is defined to be the total hypoglycemia events from week 0-24 for patients who entered intensification study, and the total hypoglycemia events from week 0-48 rescaled to 24 weeks for the remaining patients who entered maintenance study. In the analysis, we eventually apply the logarithm transformation to these counts to handle some extreme large counts in the data.

We consider 20 relevant covariates as the baseline predictors  $H_1$ , including HbA1c testing result, heart rate, systolic/diastolic blood pressures, body weight, body height, BMI and 7 points self-monitored blood glucose measured at baseline (week 0) along with patient's age, gender, duration of T2D and 3 indicator variables indicating whether patients were taking metformin, thiazolidinedione or sulfonylureas. The second stage predictors  $H_2$  include all predictors in  $H_1$ , patient's treatment assignment, cumulative number of hyperglycemia events during the first stage, along with heart rate, systolic/diastolic blood pressures, HbA1c and same 7 points self-monitored blood glucose measured at the initial time of the second stage (24 weeks). All covariates are centered at mean 0 and rescaled to be within  $[-1, 1]$ .

The final study cohort includes 579 patients from the intensification study and another 781 from the maintenance study. To compare the performance, we randomly sample 50% patients from the intensification study as the training sample for stage II and additional 50% patients from the maintenance study as the training sample for stage I. The remaining patients will be treated as the testing data to assess the performance of the estimated rules. We consider different risk constraints  $\tau_2 = (0.334, \infty)$  and  $\tau_1 = (0.893, 0.948, 1.005)$  where

**Table 2:** Estimated reward/risk under different risk constraints for DURABLE study analysis

Risk Constraint		BR-DTRs			Naive		
$\tau_2$	$\tau_1$	Reward	Stage II Risk	Stage I Risk	Reward	Stage II Risk	Stage I Risk
0.334	0.893	1.471(0.072)	0.311(0.033)	0.844(0.044)	1.460(0.087)	0.311(0.033)	0.842(0.049)
	0.948	1.520(0.078)	0.311(0.033)	0.874(0.067)	1.499(0.091)	0.311(0.033)	0.868(0.066)
	1.005	1.547(0.089)	0.311(0.033)	0.929(0.102)	1.527(0.098)	0.311(0.033)	0.923(0.111)
$\infty$	0.893	1.598(0.043)	0.347(0.028)	0.832(0.039)	1.604(0.048)	0.347(0.028)	0.840(0.040)
	0.948	1.605(0.053)	0.347(0.028)	0.832(0.040)	1.607(0.056)	0.347(0.028)	0.850(0.056)
	1.005	1.620(0.068)	0.347(0.028)	0.922(0.107)	1.625(0.062)	0.347(0.028)	0.888(0.103)
	$\infty$	1.713(0.052)	0.347(0.025)	1.040(0.047)	-	-	-

we rescale the risk to hypoglycemia events per 4 weeks. We note that 0.334 and 0.948 are mean risk of stage II and stage I, respectively, and 1.005 is closed to the median estimated risk on testing data under unconstrained case. We repeat the analysis 100 times for random splitting of the training and testing data. In our method, we use the Gaussian kernel and choose  $\eta = 0.02$ , while tuning parameter  $C_n$  for each stage will be selected by two-fold cross-validation similar to the simulation studies.

All real data analysis results are displayed in Table 2. From Table 2 we first notice that in each stage, the median estimated risk on testing data is tightly controlled by the prespecified risk constraints. This demonstrates that BR-DTRs can also successfully control the adverse risks in the real application. Under each risk constraint, the cumulative reward estimated by BR-DTRs is only slightly better or closed against the estimated reward using the naive method. One reason is that the majority of the patients in stage I would not enter the intensification study and, hence, have no delayed treatment effect at all.

Among all 7 constraint settings, the uncontrolled setting, as expected, produces the estimated rules with both the highest reward and risks, and the estimated reward decreases as the risk constraint of either stage is decreasing. Under the unconstrained estimated optimal rules, all patients are recommended to receive LMx2 in the first stage and later switch to MMx3 after 24 weeks if patients HbA1c level is greater than 7 by the end of first phase. As a comparison, when the risk constraint is imposed in stage II, the optimal rules will instead recommend all patients to receive BBT when patients failed to reach HbA1c

lower than 7 in the second stage at a price of significantly lower reduction in HbA1c by the end of 48 month. Similar treatment preference change happens in stage I as the optimal estimated rule becomes less favorable to LMx2 against insulin glargine when  $\tau_1$  decreases.

Comparing the reward and risks under different choice of risk constraint,  $\tau_1 = 1.005$  and  $\tau_2 = \infty$  produces the second highest reward with moderate risk in the second stage and 10% lower risk in the first stage compared to unconstrained setting. Under this suboptimal setting, the estimated rules recommend only 50.7% of patients to start with LMx2 therapy and later switch to MMx3 therapy if patients fail to reach HbA1c level less than 7 by the end of first phase treatment. By checking the baseline covariates between the patients who received different treatment recommendations, under this estimated rule for the patients whose baseline HbA1c falls in range  $[7, 8)$ ,  $[8, 9)$  and  $[9, 10)$ , the proportion of the patients who are recommended with LMx2 therapy drops from 62.7% to 56.3% and 46.3%; similarly, for the patients whose baseline BMI falls in range  $[28, 32)$ ,  $[32, 34)$  to  $[34, 36)$ , the proportion of patients recommended with LMx2 also drops from 59.3%, to 53.8% and 51.3%. The negative correlation between increment of baseline HbA1c/BMI against proportion of patients recommended with LMx2 as first phase treatment indicates that the patients with worse initial health condition are less likely to be recommended with LMx2 therapy as the initial treatment when the risk impact is considered. This is consistent with the fact that LMx2 is an intenser therapy compared with the insulin glargine therapy and would cause more hypoglycemia events among the unhealthier T2D patients. In particular, the suboptimal rules obtained from BR-DTRs meet the ADA guidance which suggests that intense insulin therapy should be prescribed to patients according to patients' health condition to reduce potential hypoglycemia events. In conclusion, the real data application demonstrates that, by evaluating the impact of adverse risks along with beneficial reward, BR-DTRs can produce better personalized, more practically implementable treatment recommendations compared with standard OWL which only takes beneficial reward into consideration.

## 6 Discussion

In this work, we introduced a new statistical framework BR-DTRs to estimate the optimal dynamic treatment rules under the stagewise risk constraints. The backward induction

technique provided a natural numerical algorithm to solve for BR-DTRs efficiently through iteratively solving a series of standard quadratic programming problems. We also established a non-asymptotic risk bound for the value and stagewise risks under the estimated decision function. The theoretical results, for the first time, provided performance guarantee for the constrained support vector machine problem.

It is worth noting that even though in BR-DTRs we assumed treatments to be dichotomous and only one risk constraint is imposed at each stage, our method can also be extended to problems with more treatment options and risk constraints at each stage. One can achieve this by imposing multiple smooth risk constraints to multicategory learning algorithms, such as AD-learning proposed by Qi et al. (2020). However, verifying the Fisher consistency of generalized problems is not trivial. Moreover, even though throughout the work we defined  $R_t$  as the adverse risk of a treatment, the interpretation of  $R_t$  can indeed be more general based on the context of the applications. For example,  $R_t$  can be the cost of resources used in treating patients, constraints due to patient’s preference into treatment design, or fairness of treatment policy among races, genders, or different socioeconomic backgrounds. By allowing different constraints to be imposed in BR-DTRs, our method can also provide a unified framework which optimizes the cumulative benefit while meets all the constraints from practice.

When proposing the BR-DTRs, our main motivation is to find the optimal decision rules that maximize population reward while satisfying stagewise risk constraints. For many applications, finding the most influential feature variables that decide the optimal decision rules under the consideration of adverse risks is of equal importance, and our proposed method can also be extended to address this by including feature selection during the estimation. For example, when RKHS is generated by linear kernel, the optimal decision boundary is linear, and one can add additional penalty term with group structure to impose sparsity on feature variables. Lastly, our proposed method focuses on the scenario when controlling the short-term risks of the treatments is of the interest with finite time horizon. In other real applications, the long-term risk or disease burden may also need to be controlled for patient’s benefit, and the time horizon can be infinite such as in mobile health. Due to the limitation of backward induction technique, BR-DRTs framework cannot be directly extended to deal with these problems. Further investigation is needed.



## Appendix A: DC Algorithm for Solving Single Stage BR-DTRs

In this section, we describe the DC algorithm for solving BR-DTRs at stage  $t$ . The algorithm was originally proposed in Wang et al. (2018). Given estimated rules  $(\hat{f}_{t+1}, \dots, \hat{f}_T)$ , one can calculate  $\{\hat{Y}_{it}\}$  and  $\{\hat{A}_{it}\}$  from (5). Our goal is to solve optimization problem

$$\begin{aligned} \min_{\boldsymbol{\beta} \in \mathbb{R}^d, \beta_0 \in \mathbb{R}} \quad & C_n \sum_{i=1}^n \frac{\hat{Y}_{it}}{p(A_{it}|H_{it})} \phi(\hat{A}_{it}(K_{i,t}\boldsymbol{\beta} + \beta_0)) + \frac{1}{2} \boldsymbol{\beta}^T K_t \boldsymbol{\beta} \\ \text{subject to} \quad & \sum_{i=1}^n \frac{R_{it}}{p(A_{it}|H_{it})} \psi(A_{it}(K_{i,t}\boldsymbol{\beta} + \beta_0), \eta) \leq n\tau_t, \end{aligned}$$

where  $C_n = (2n\lambda_{n,t})^{-1}$ .  $K_t$  is the  $n$ -by- $n$  kernel matrix of stage  $t$  defined by  $K_{ij} = K(H_{it}, H_{jt})$  where  $K(\cdot, \cdot)$  is the inner product equipped by RKHS  $\mathcal{G}_t$  and  $K_{i,t}$  is the  $i$ -th row of  $K_t$ .

Note that the shifted ramp loss can be decomposed as  $\psi(x, \eta) = \eta^{-1}(x + \eta)_+ - \eta^{-1}(x)_+$ . By applying the DC algorithm, given  $\boldsymbol{\beta}^{(s)}$  and  $\beta_0^{(s)}$ , we update  $(\boldsymbol{\beta}, \beta_0)$  by solving optimization problem

$$\begin{aligned} \min_{\boldsymbol{\beta} \in \mathbb{R}^d, \beta_0 \in \mathbb{R}} \quad & C_n \sum_{i=1}^n \frac{\hat{Y}_{it}}{p(A_{it}|H_{it})} \phi(\hat{A}_{it}(K_{i,t}\boldsymbol{\beta} + \beta_0)) + \frac{1}{2} \boldsymbol{\beta}^T K_t \boldsymbol{\beta} \\ \text{subject to} \quad & \sum_{i=1}^n \frac{R_{it}}{p(A_{it}|H_{it})} \left[ \{A_{it}(K_{i,t}\boldsymbol{\beta} + \beta_0) + \eta\}_+ - C_{it}^{(s)} A_{it}(K_{i,t}\boldsymbol{\beta} + \beta_0) \right] \leq n\eta\tau_t, \end{aligned}$$

where  $C_{it}^{(s)} = \mathbb{I}(A_{it}(K_{i,t}\boldsymbol{\beta}^{(s)} + \beta_0^{(s)}) > 0)$ . Similar to standard SVM, we introduce slacking variables  $\xi_i \geq 1 - \hat{A}_{it}(K_{i,t}\boldsymbol{\beta} + \beta_0)$ ,  $\xi_i \geq 0$  to replace  $\phi(\hat{A}_{it}(K_{i,t}\boldsymbol{\beta} + \beta_0))$  in the objective function. Moreover, we introduce additional slacking variables  $\zeta_i \geq A_{it}(K_{i,t}\boldsymbol{\beta} + \beta_0) + \eta$ ,  $\zeta_i \geq 0$  to replace  $\{A_{it}(K_{i,t}\boldsymbol{\beta} + \beta_0) + \eta\}_+$  in the risk constraint. After plugging the slacking variables, the optimization problem becomes

$$\begin{aligned} \min_{\boldsymbol{\beta} \in \mathbb{R}^d, \beta_0 \in \mathbb{R}} \quad & C_n \sum_{i=1}^n \frac{\hat{Y}_{it}}{p(A_{it}|H_{it})} \xi_i + C_n \sum_{i=1}^n \frac{\zeta_i}{n} + \frac{1}{2} \boldsymbol{\beta}^T K_t \boldsymbol{\beta} \\ \text{subject to} \quad & \sum_{i=1}^n \frac{R_{it}}{p(A_{it}|H_{it})} \left[ \zeta_i - C_{it}^{(s)} A_{it}(K_{i,t}\boldsymbol{\beta} + \beta_0) \right] \leq n\eta\tau_t, \\ & 1 - \hat{A}_{it}(K_{i,t}\boldsymbol{\beta} + \beta_0) \leq \xi_i, \quad 0 \leq \xi_i, \\ & A_{it}(K_{i,t}\boldsymbol{\beta} + \beta_0) + \eta \leq \zeta_i, \quad 0 \leq \zeta_i, \quad \text{for } i = 1, \dots, n. \end{aligned} \tag{A.1}$$

The additional term  $C_n \sum_{i=1}^n \frac{\zeta_i}{n}$  in the objective function is to guarantee that the slacking variable  $\zeta_i$  is equal to  $\{A_{it}(K_{i,t}\boldsymbol{\beta} + \beta_0) + \eta\}_+$ . For fixed tuning parameter  $C_n$ , this op-

timization problem will be equivalent to the original problem as the additional term will eventually vanish when the sample size  $n$  increases.

The Lagrange function of (A.1) is given by

$$\begin{aligned} L = & C_n \left( \sum_{i=1}^n \frac{\hat{Y}_{it}}{p(A_{it}|H_{it})} \xi_i + \sum_{i=1}^n \frac{\zeta_i}{n} \right) + \frac{1}{2} \boldsymbol{\beta}^T K_t \boldsymbol{\beta} \\ & - \pi \left[ n\eta\tau_t - \sum_{i=1}^n \frac{R_{it}}{p(A_{it}|H_{it})} \left( \zeta_i - \sum_{i=1}^n C_{it}^{(s)} A_{it}(K_{i,t}\boldsymbol{\beta} + \beta_0) \right) \right] \\ & - \sum_{i=1}^n \alpha_i \left[ \xi_i - 1 + \hat{A}_{it}(K_{i,t}\boldsymbol{\beta} + \beta_0) \right] - \sum_{i=1}^n \mu_i \xi_i - \sum_{i=1}^n \kappa_i \left[ \zeta_i - \eta - A_{it}(K_{i,t}\boldsymbol{\beta} + \beta_0) \right] - \sum_{i=1}^n \rho_i \kappa_i. \end{aligned}$$

Taking derivatives w.r.t.  $\xi_i$ ,  $\zeta_i$ ,  $\boldsymbol{\beta}$  and  $\beta_0$ , one can obtain that the optimal Lagrange multipliers  $\boldsymbol{\alpha} = (\alpha_1, \dots, \alpha_n^T)$ ,  $\boldsymbol{\kappa} = (\kappa_1, \dots, \kappa_n)^T$ ,  $\boldsymbol{\mu} = (\mu_1, \dots, \mu_n)$ ,  $\boldsymbol{\rho} = (\rho_1, \dots, \rho_n)$  and  $\pi$  satisfy

$$\begin{aligned} C_n \mathbf{V}_{t,Y} - \boldsymbol{\alpha} - \boldsymbol{\mu} &= \mathbf{0}, \\ C_n \mathbf{1}/n + \pi \mathbf{V}_{t,R} - \boldsymbol{\kappa} - \boldsymbol{\rho} &= \mathbf{0}, \\ \boldsymbol{\beta} - \pi \mathbf{V}_{t,R,A,C}^{(s)} - \hat{A}_t \boldsymbol{\alpha} + A_t \boldsymbol{\kappa} &= \mathbf{0}, \\ \pi \mathbf{1}^T \mathbf{V}_{t,R,A,C}^{(s)} + \mathbf{1}^T \hat{A}_t \boldsymbol{\alpha} - \mathbf{1}^T A_t \boldsymbol{\kappa} &= 0, \end{aligned}$$

where  $\mathbf{1}$  and  $\mathbf{0}$  denotes  $n$ -by-1 vectors with all entries equal to 1 and 0 respectively,

$$\mathbf{V}_{t,Y} = \begin{bmatrix} \frac{\hat{Y}_{1t}}{p(A_{1t}|H_{1t})} \\ \vdots \\ \frac{\hat{Y}_{nt}}{p(A_{nt}|H_{nt})} \end{bmatrix}, \quad \mathbf{V}_{t,R} = \begin{bmatrix} \frac{R_{1t}}{p(A_{1t}|H_{1t})} \\ \vdots \\ \frac{R_{nt}}{p(A_{nt}|H_{nt})} \end{bmatrix}, \quad \mathbf{V}_{t,R,A,C}^{(s)} = \begin{bmatrix} \frac{R_{1t}}{p(A_{1t}|H_{1t})} A_{1t} C_{1t}^{(s)} \\ \vdots \\ \frac{R_{nt}}{p(A_{nt}|H_{nt})} A_{nt} C_{nt}^{(s)} \end{bmatrix}.$$

Here, we abuse the notation and define  $\hat{A}_t = \text{diag}\{(\hat{A}_{1t}, \dots, \hat{A}_{nt})\}$  and  $A_t = \text{diag}\{(A_{1t}, \dots, A_{nt})\}$ .

Plugging the equations back to  $L$  and note that  $\boldsymbol{\alpha} \geq 0$ ,  $\boldsymbol{\kappa} \geq \mathbf{0}$ ,  $\boldsymbol{\mu} \geq \mathbf{0}$ ,  $\boldsymbol{\rho} \geq \mathbf{0}$  and  $\pi \geq 0$ , after some algebra one can obtain that the dual problem of (A.1) w.r.t.  $\boldsymbol{\omega} = (\pi, \boldsymbol{\alpha}^T, \boldsymbol{\kappa}^T)^T$  is given by

$$\begin{aligned} \min_{\boldsymbol{\omega}} \quad & \frac{1}{2} \boldsymbol{\omega}^T (H^T K_t H) \boldsymbol{\omega} - \boldsymbol{\omega}^T \mathbf{l}_{\eta, \tau_t} \\ \text{subject to} \quad & \mathbf{a} \leq W \boldsymbol{\omega} \leq \mathbf{b}, \\ & \mathbf{0}_{(2n+1) \times 1} \leq \boldsymbol{\omega} \leq \mathbf{u}, \end{aligned}$$

where

$$H = \begin{bmatrix} \mathbf{V}_{t,R,A,C}^{(s)} & \hat{A}_t & -A_t \end{bmatrix}, \quad W = \begin{bmatrix} \mathbf{V}_{t,R} & \mathbf{0}_{n \times n} & -I_n \\ \mathbf{1}^T \mathbf{V}_{t,R,A,C}^{(s)} & \mathbf{1}^T \hat{A}_t & -\mathbf{1}^T A_t \end{bmatrix},$$

$\mathbf{l}_{\eta, \tau_t} = (-n\eta\tau_t, \mathbf{1}^T, \eta\mathbf{1}^T)^T$ ,  $\mathbf{a} = (-C_n\mathbf{1}^T/n, 0)^T$ ,  $\mathbf{b} = (\infty\mathbf{1}^T, 0)^T$  and  $\mathbf{u} = (\infty, C_n\mathbf{V}_{t,Y}^T, \infty\mathbf{1}^T)^T$ . Note that the optimization w.r.t.  $\boldsymbol{\omega}$  is a standard quadratic optimization problem which can be solved efficiently via gradient descent method. Denote the optimal solution of previous optimization problem by  $\hat{\boldsymbol{\omega}}^{(s)}$ , we update  $\boldsymbol{\beta}$  by

$$\boldsymbol{\beta}^{(s+1)} = \hat{\pi}^{(s)} \mathbf{V}_{t,R,A,C}^{(s)} + \hat{A}_t \hat{\boldsymbol{\alpha}}^{(s)} - A_t \hat{\boldsymbol{\kappa}}^{(s)}.$$

The new  $\beta_0^{(s+1)}$  can be determined via grid search such that the original objective function is maximized among values satisfy the constraint given  $\boldsymbol{\beta} = \boldsymbol{\beta}^{(s+1)}$ , and we adopted this approach in our work. Alternatively, using Karush–Kuhn–Tucker conditions one can also determine  $\beta_0^{(s+1)}$  by taking the average of constraints over all support vectors lie on the margin (Hastie et al., 2009, Chapter 12.2), i.e.,  $\beta_0^{(s+1)}$  is given by solving either

$$\sum_{\{i \in \{1, \dots, n\} | \hat{\alpha}_i^{(s)} > 0, \hat{\mu}_i^{(s)} > 0\}} [1 - \hat{A}_{it}(K_{i,t}\boldsymbol{\beta}^{(s+1)} + \beta_0)] = 0,$$

or

$$\sum_{\{i \in \{1, \dots, n\} | \hat{\kappa}_i^{(s)} > 0, \hat{\rho}_i^{(s)} > 0\}} [\eta + A_{it}(K_{i,t}\boldsymbol{\beta}^{(s+1)} + \beta_0)] = 0,$$

or combine both. The DC iteration stops when the termination condition  $\max(|\boldsymbol{\beta}^{(s+1)} - \boldsymbol{\beta}^{(s)}|_\infty, |\beta_0^{(s+1)} - \beta_0^{(s)}|) \leq \epsilon$  is satisfied. Let  $\hat{\boldsymbol{\beta}} = (\hat{\beta}_1, \dots, \hat{\beta}_n)^T$  and  $\hat{\beta}_0$  denote the final solution returned by DC iteration, then the final estimated decision function at stage  $t$  is given by  $\hat{f}_t(\cdot) = \sum_{i=1}^n K(H_{it}, \cdot) \hat{\beta}_i + \hat{\beta}_0$ .

## References

- American Diabetes Association (2022), “Pharmacologic Approaches to Glycemic Treatment: *Standards of Medical Care in Diabetes—2022*,” *Diabetes Care*, 44, S111–S124.
- Buchman, A. L. (2001), “Side Effects of Corticosteroid Therapy,” *Journal of Clinical Gastroenterology*, 33.
- Butler, E. L., Laber, E. B., Davis, S. M., and Kosorok, M. R. (2018), “Incorporating Patient Preferences into Estimation of Optimal Individualized Treatment Rules,” *Biometrics*, 74, 18–26.

- Chakraborty, B. and Moodie, E. E. (2013), *Statistical Methods for Dynamic Treatment Regimes*, Statistics for Biology and Health, New York, NY: Springer New York.
- Chakraborty, B. and Murphy, S. A. (2014), “Dynamic Treatment Regimes,” *Annual Review of Statistics and Its Application*, 1, 447–464.
- Chen, Y., Zeng, D., and Wang, Y. (2021), “Learning Individualized Treatment Rules for Multiple-Domain Latent Outcomes,” *Journal of the American Statistical Association*, 116, 269–282.
- Cryer, P. E., Davis, S. N., and Shamoon, H. (2003), “Hypoglycemia in Diabetes,” *Diabetes Care*, 26, 1902–1912.
- Dawson, R. and Lavori, P. W. (2012), “Efficient Design and Inference for Multistage Randomized Trials of Individualized Treatment Policies,” *Biostatistics*, 13, 142–152.
- Fahrback, J., Jacober, S., Jiang, H., and Martin, S. (2008), “The DURABLE Trial Study Design: Comparing the Safety, Efficacy, and Durability of Insulin Glargine to Insulin Lispro Mix 75/25 Added to Oral Antihyperglycemic Agents in Patients with Type 2 Diabetes,” *Journal of Diabetes Science and Technology*, 2, 831–838.
- Ginsburg, G. S. and Phillips, K. A. (2018), “Precision Medicine: From Science To Value,” *Health Affairs*, 37, 694–701.
- Hastie, T., Tibshirani, R., and Friedman, J. H. (2009), *The Elements of Statistical Learning: Data Mining, Inference, and Prediction*, Springer series in statistics, New York, NY: Springer, 2nd ed.
- Hodson, R. (2016), “Precision Medicine,” *Nature*, 537, S49–S49.
- Lavori, P. W. and Dawson, R. (2004), “Dynamic Treatment Regimes: Practical Design Considerations,” *Clinical Trials*, 1, 9–20.
- Ledoux, M. and Talagrand, M. (1991), *Probability in Banach Spaces*, Berlin, Heidelberg: Springer Berlin Heidelberg.

- Lee, J., Thall, P. F., Ji, Y., and Müller, P. (2015), “Bayesian Dose-Finding in Two Treatment Cycles Based on the Joint Utility of Efficacy and Toxicity,” *Journal of the American Statistical Association*, 110, 711–722.
- Lei, H., Nahum-Shani, I., Lynch, K., Oslin, D., and Murphy, S. (2012), “A ”SMART” Design for Building Individualized Treatment Sequences,” *Annual Review of Clinical Psychology*, 8, 21–48.
- Liu, D., Ahmet, A., Ward, L., Krishnamoorthy, P., Mandelcorn, E. D., Leigh, R., Brown, J. P., Cohen, A., and Kim, H. (2013), “A Practical Guide to the Monitoring and Management of the Complications of Systemic Corticosteroid Therapy,” *Allergy, Asthma & Clinical Immunology*, 9, 30.
- Liu, Y., Wang, Y., Kosorok, M. R., Zhao, Y., and Zeng, D. (2018), “Augmented Outcome-weighted Learning for Estimating Optimal Dynamic Treatment Regimens,” *Statistics in Medicine*, 37, 3776–3788.
- Moodie, E. E. M., Chakraborty, B., and Kramer, M. S. (2012), “Q-learning for Estimating Optimal Dynamic Treatment Rules from Observational Data,” *Canadian Journal of Statistics*, 40, 629–645.
- Moodie, E. E. M., Richardson, T. S., and Stephens, D. A. (2007), “Demystifying Optimal Dynamic Treatment Regimes,” *Biometrics*, 63, 447–455.
- Murphy, S. A. (2003), “Optimal Dynamic Treatment Regimes,” *Journal of the Royal Statistical Society: Series B (Statistical Methodology)*, 65, 331–355.
- Murphy, S. A. (2005), “An Experimental Design for the Development of Adaptive Treatment Strategies,” *Statistics in Medicine*, 24, 1455–1481.
- Qi, Z., Liu, D., Fu, H., and Liu, Y. (2020), “Multi-Armed Angle-Based Direct Learning for Estimating Optimal Individualized Treatment Rules With Various Outcomes,” *Journal of the American Statistical Association*, 115, 678–691.
- Qian, M. and Murphy, S. A. (2011), “Performance Guarantees for Individualized Treatment Rules,” *The Annals of Statistics*, 39, 1180–1210.

- Robins, J. M. (1997), “Causal Inference from Complex Longitudinal Data,” in *Latent Variable Modeling and Applications to Causality*, ed. Berkane, M., New York, NY: Springer New York, pp. 69–117.
- Robins, J. M. (2004), “Optimal Structural Nested Models for Optimal Sequential Decisions,” in *Proceedings of the Second Seattle Symposium in Biostatistics: Analysis of Correlated Data*, eds. Lin, D. Y. and Heagerty, P. J., New York, NY: Springer New York, pp. 189–326.
- Rubin, D. B. (1978), “Bayesian Inference for Causal Effects: The Role of Randomization,” *The Annals of Statistics*, 6, 34–58.
- Simoneau, G., Moodie, E. E. M., Azoulay, L., and Platt, R. W. (2020), “Adaptive Treatment Strategies With Survival Outcomes: An Application to the Treatment of Type 2 Diabetes Using a Large Observational Database,” *American Journal of Epidemiology*, 189, 461–469.
- Steinwart, I., Hush, D., and Scovel, C. (2006), “An Explicit Description of the Reproducing Kernel Hilbert Spaces of Gaussian RBF Kernels,” *IEEE Transactions on Information Theory*, 52, 4635–4643.
- Steinwart, I. and Scovel, C. (2007), “Fast Rates for Support Vector Machines Using Gaussian Kernels,” *The Annals of Statistics*, 35, 575–607.
- Tao, P. D. and An, L. T. H. (1997), “Convex Analysis Approach to DC Programming: Theory, Algorithms and Applications,” *Acta mathematica vietnamica*, 22, 289–355.
- UKPDS Group (1998), “Intensive Blood-glucose Control with Sulphonylureas or Insulin Compared With Conventional Treatment and Risk of Complications in Patients with Type 2 Diabetes (UKPDS 33),” *The Lancet*, 352, 837–853.
- van der Vaart, A. W. and Wellner, J. A. (1996), *Weak Convergence and Empirical Processes*, Springer Series in Statistics, New York, NY: Springer New York.
- Wainwright, M. J. (2019), *High-Dimensional Statistics: A Non-Asymptotic Viewpoint*, Cambridge University Press, 1st ed.

- Wang, Y., Fu, H., and Zeng, D. (2018), “Learning Optimal Personalized Treatment Rules in Consideration of Benefit and Risk: With an Application to Treating Type 2 Diabetes Patients With Insulin Therapies,” *Journal of the American Statistical Association*, 113, 1–13.
- Wu, Y., Zhang, H. H., and Liu, Y. (2010), “Robust Model-Free Multiclass Probability Estimation,” *Journal of the American Statistical Association*, 105, 424–436.
- Zhao, Y., Zeng, D., Rush, A. J., and Kosorok, M. R. (2012), “Estimating Individualized Treatment Rules Using Outcome Weighted Learning,” *Journal of the American Statistical Association*, 107, 1106–1118.
- Zhao, Y.-Q., Zeng, D., Laber, E. B., and Kosorok, M. R. (2015), “New Statistical Learning Methods for Estimating Optimal Dynamic Treatment Regimes,” *Journal of the American Statistical Association*, 110, 583–598.

# Supplemental Materials for “Learning Optimal Dynamic Treatment Regimes Subject to Stagewise Risk Controls”

We summarize commonly used notations in the proofs as below:

$H_t$	feature variables with support $\mathcal{H}_t$ , a bounded set in $\mathbb{R}^{d_t}$ , at stage $t$ ;
$A_t$	treatment (taking value -1 and 1) at stage $t$ ;
$Y_t$	immediate reward outcome at stage $t$ , assumed to be bounded by constant $M$ ;
$R_t$	acute risk outcome at stage $t$ , assumed to be positive and bounded by $M$ ;
$g_t^*$	the true optimal decision function solving (S.2);
$f_t^*$	the true optimal decision function solving the MultiBR (S.3), and we use $f_{t,\tau}^*$ for $f_t^*$ whenever $\tau$ is necessary in the context;
$\hat{f}_t$	the estimated decision function for stage $t$ using the proposed method;
$Q_t$	Q-function at stage $t$ and defined as $Y_t + U_{t+1}(H_{t+1}; g_{t+1}^*, \dots, g_T^*)$ ;
$\delta_{Q_t}(h)$	defined as $E[Q_t H_t = h, A_t = 1] - E[Q_t H_t = h, A_t = -1]$ ;
$\delta_{R_t}(h)$	defined as $E[R_t H_t = h, A_t = 1] - E[R_t H_t = h, A_t = -1]$ ;
$\tau_{\min,t}$	minimum risk induced by decision rule $f(h) = -\text{sign}(\delta_{R_t}(h))$ ;
$\tau_{\max,t}$	maximum risk induced by decision rule $f(h) = \text{sign}(\delta_{Q_t}(h))$ ;
$\phi(x)$	the hinge-loss function $(1 - x)_+$ ;
$\mathcal{V}_{t,\phi}(s, h)$	$-\{\phi(s)E[Q_t H_t = h, A_t = 1] + \phi(-s)E[Q_t H_t = h, A_t = -1]\}$ ;
$\psi(x, \eta)$	the ramp loss function $I(x \geq 0) + (1 + x/\eta)I(x \in (-\eta, 0))$ ;
$\mathcal{R}_{t,\psi}(s, \eta, h)$	$\psi(s, \eta)E[R_t H_t = h, A_t = 1] + \psi(-s, \eta)E[R_t H_t = h, A_t = -1]$ .

Finally, when  $T = 1$ , we omit subscript  $t$  from all these notations.

Recall that the original problem to solve is

$$\begin{aligned}
 \max \quad & \mathcal{V}(f_1, \dots, f_T) \equiv E \left[ \frac{(\sum_{t=1}^T Y_t) \prod_{t=1}^T \mathbb{I}(A_t f_t(H_t) > 0)}{\prod_{t=1}^T p(A_t|H_t)} \right] \\
 \text{subject to} \quad & E \left[ \frac{R_t \mathbb{I}(A_t f_t(H_t) > 0)}{p(A_t|H_t)} \right] \leq \tau_t, \quad t = 1, \dots, T.
 \end{aligned} \tag{S.1}$$



A backward algorithm is to solve, for  $t = T, T - 1, \dots, 1$  in turn,

$$g_t^* = \arg \max_{f_t \in \mathcal{F}_t} E \left[ \frac{(Y_t + U_{t+1}(H_{t+1}; g_{t+1}^*, \dots, g_T^*)) I(A_t f_t(H_t) > 0)}{p(A_t | H_t)} \right] \quad (\text{S.2})$$

subject to

$$E[R_t I(A_t f_t(H_t) > 0) / p(A_t | H_t)] \leq \tau_t.$$

Using the surrogate loss, we solve, for  $t = T, T - 1, \dots, 1$  in turn,

$$f_t^* = \arg \max_{f_t \in \mathcal{F}_t} E \left[ \frac{(Y_t + U_{t+1}(H_{t+1}; f_{t+1}^*, \tau_{t+1}, \dots, f_{T, \tau_T}^*)) \phi(A_t f_t(H_t))}{p(A_t | H_t)} \right] \quad (\text{S.3})$$

subject to

$$E[R_t \psi(A_t f_t(H_t), \eta) / p(A_t | H_t)] \leq \tau_t.$$

## S.1 Fisher consistency for single-stage BR problem

We consider  $T = 1$ . After dropping the stage subscript, both (S.1) and (S.2) problems are equivalent to solving

$$\begin{aligned} & \min_{f \in \mathcal{F}} E \left[ \frac{Y I(A f(H) < 0)}{p(A | H)} \right] \\ & \text{subject to } E \left[ \frac{R I(A f(H) > 0)}{p(A | H)} \right] \leq \tau, \end{aligned} \quad (\text{S.4})$$

and its resulting decision is given by  $\text{sign}(g^*)$ .

We define

$$\mathcal{M} = \{h : \delta_Y(h) \delta_R(h) < 0\},$$

i.e., the set of subjects where the beneficial treatment also reduces risk. Then according to Theorem 1 in Wang et al. (2018), for any  $\tau \in (\tau_{\min}, \tau_{\max})$ , the optimal  $f^*$  can be chosen as

$$g^*(h) = \begin{cases} \text{sign}(\delta_Y(h)), & \text{if } h \in \mathcal{M} \\ 1, & \text{if } h \in \{\delta_Y(h)/\delta_R(h) > \lambda^*, \delta_Y(h) > 0\} \cap \mathcal{M}^c \\ -1, & \text{if } h \in \{\delta_Y(h)/\delta_R(h) < \lambda^*, \delta_Y(h) > 0\} \cap \mathcal{M}^c \\ -1, & \text{if } h \in \{\delta_Y(h)/\delta_R(h) > \lambda^*, \delta_Y(h) < 0\} \cap \mathcal{M}^c \\ 1, & \text{if } h \in \{\delta_Y(h)/\delta_R(h) < \lambda^*, \delta_Y(h) < 0\} \cap \mathcal{M}^c, \end{cases}$$

where  $\lambda^*$  satisfies  $E[\mathcal{R}(g^*, H)] = \tau$ . Our surrogate problem to be solved is (S.3), which is

$$\begin{aligned} & \min_{f \in \mathcal{F}} E \left[ \frac{Y \phi(Af(H))}{p(A|H)} \right] \\ & \text{subject to } E \left[ \frac{R\psi(Af(H), \eta)}{p(A|H)} \right] \leq \tau. \end{aligned} \quad (\text{S.5})$$

We let  $f^*$  denote the solution. Our following theorem (the same version for Theorem 1 for  $T = 1$ ) gives an explicit expression for  $f^*$  so that the solution for the surrogate problem has the same sign as  $g^*$ .

**Theorem S.1** *For any fixed  $\tau_{\min} < \tau < \tau_{\max}$ , suppose that  $P(\delta_Y(H)\delta_R(H) = 0) = 0$  and random variable  $\delta_Y(H)/\delta_R(H)$  has continuous distributions. Then for any  $\eta \in (0, 1]$ ,  $f^*(h)$  can be taken as*

$$f^*(h) = \begin{cases} \text{sign}(\delta_Y(h)), & \text{if } h \in \mathcal{M} \\ 1, & \text{if } h \in \{\delta_Y(h)/\delta_R(h) > \lambda^*, \delta_Y(h) > 0\} \cap \mathcal{M}^c \\ -\eta, & \text{if } h \in \{\delta_Y(h)/\delta_R(h) < \lambda^*, \delta_Y(h) > 0\} \cap \mathcal{M}^c \\ -1, & \text{if } h \in \{\delta_Y(h)/\delta_R(h) > \lambda^*, \delta_Y(h) < 0\} \cap \mathcal{M}^c \\ \eta, & \text{if } h \in \{\delta_Y(h)/\delta_R(h) < \lambda^*, \delta_Y(h) < 0\} \cap \mathcal{M}^c, \end{cases} \quad (\text{S.6})$$

where  $\lambda^*$  is the same one in the definition of  $g^*$ .

By comparing the expressions for  $g^*$  and  $f^*$ , we immediately conclude that they have the same signs so solving (S.5) leads to a Fisher consistent solution to the original problem in (S.4). The proof consists of several steps. For any decision function  $f$ , we say that  $f$  is feasible meaning that  $f$  satisfies the risk constraint in the surrogate problem (S.5), and for any two feasible functions,  $f_1$  and  $f_2$ , “ $f_1$  is non-inferior to  $f_2$ ” means that the objective function in (S.5) is less than the one for  $f_2$ .

From now on, we assume  $\eta \in (0, 1]$  and  $\tau \in (\tau_{\min}, \tau_{\max})$ . By the definitions of  $\mathcal{V}_\phi$  and  $\mathcal{R}_\psi$ , we note

$$E \left[ \frac{Y \phi(Af(H))}{p(A|H)} \right] = -E[\mathcal{V}_\phi(f, H)]$$

and

$$E \left[ \frac{R\psi(Af(H), \eta)}{p(A|H)} \right] = E[\mathcal{R}_\psi(f, \eta, H)].$$

Step 1. We show that the value for the optimal solution,  $f^*$ , can be restricted within  $[-1, 1]$ . That is, the following lemma holds.

**Lemma S.1** For any feasible decision function  $f(h)$ , define  $\tilde{f}(h) = \min(\max(f(h), -1), 1)$  as the truncated  $f$  at -1 and 1. Then  $\tilde{f}$  is non-inferior to  $f$ .

*Proof.* Note that  $\psi(h, \eta) = \psi(1, \eta)$  for any  $h > 1$  and  $\psi(h, \eta) = \psi(-1, \eta)$  for any  $h < -1$ . Thus, it follows from  $\eta \leq 1$  that

$$E[\mathcal{R}_\psi(\tilde{f}, \eta, H)] = E[\mathcal{R}_\psi(f, \eta, H)] \leq \tau,$$

so  $\tilde{f}$  is feasible. Moreover, it is easy to see that if  $f(h) > 1$ , then  $\tilde{f}(h) = 1$  so

$$\begin{aligned} E \left[ \frac{Y\phi(Af(H))}{\pi(A|X)} \middle| H = h \right] &= E[Y|A = -1, H = h](1 + f(h)) \\ &\geq 2E[Y|A = -1, H = h] = E \left[ \frac{Y\phi(A\tilde{f}(H))}{\pi(A|X)} \middle| H = h \right]. \end{aligned}$$

Similarly, if  $f(h) < -1$ ,

$$\begin{aligned} E \left[ \frac{Y\phi(Af(H))}{\pi(A|X)} \middle| H = h \right] &= E[Y|A = 1, H = h](1 - f(h)) \\ &\geq 2E[Y|A = 1, H = h] = E \left[ \frac{Y\phi(A\tilde{f}(H))}{\pi(A|X)} \middle| H = h \right]. \end{aligned}$$

Since  $f(h) = \tilde{f}(h)$ , when  $|f(h)| \leq 1$ , we conclude

$$E \left[ \frac{Y\phi(Af(H))}{\pi(A|X)} \right] \geq E \left[ \frac{Y\phi(A\tilde{f}(H))}{\pi(A|X)} \right].$$

Thus, Lemma S.1 holds.  $\square$

Step 2. We characterize the expression of  $f^*(h)$  for  $h \in \mathcal{M}$ , which is the region where the beneficial treatment also reduces the risk.

**Lemma S.2** For any feasible function  $f$  with  $|f| \leq 1$ , we define

$$\tilde{f}(h) = f(h)I(h \in \mathcal{M}^c) + \text{sign}(\delta_Y(h))I(h \in \mathcal{M}).$$

Then  $\tilde{f}$  is non-inferior to  $f$ .

*Proof.* For  $h$  with  $\delta_Y(h) > 0$  and  $\delta_R(h) < 0$ ,  $\mathcal{R}_\psi(s, \eta, h)$  is minimized when  $s \in [\eta, 1]$ , while  $\mathcal{V}_\phi(s, h)$  is maximized at  $s = 1$ . Since  $\tilde{f}(h) = 1$ ,  $\mathcal{R}_\psi(\tilde{f}(h), \eta, h) \leq \mathcal{R}_\psi(f(h), \eta, h)$  and

$\mathcal{V}_\phi(\tilde{f}(h), h) \geq \mathcal{V}_\phi(f(h), h)$ . The same inequalities hold for  $h$  with  $\delta_Y(h) < 0$  and  $\delta_R(h) > 0$ . In other words, they hold for any  $h \in \mathcal{M}$ .

Since  $\tilde{f}(h) = f(h)$  for  $h \in \mathcal{M}^c$ ,

$$E[\mathcal{R}_\psi(f, \eta, H)] - E[\mathcal{R}_\psi(\tilde{f}, \eta, H)] = E[(\mathcal{R}_\psi(f, \eta, H) - \mathcal{R}_\psi(\tilde{f}, \eta, H))\mathbb{I}(H \in \mathcal{M})] \geq 0,$$

and similarly,  $E[\mathcal{V}_\phi(f, H)] - E[\mathcal{V}_\phi(\tilde{f}, H)] \leq 0$ . We conclude that  $\tilde{f}$  is non-inferior to  $f$ .  $\square$

Step 3. From steps 1 and 2, we can restrict  $f$  to satisfy  $|f| \leq 1$  and  $f(h) = \text{sign}(\delta_Y(h))$  for  $h \in \mathcal{M}$ . Furthermore, since  $\tau_{\max}$  is the risk under decision rule  $\text{sign}(\delta_Y(h))$ ,  $\tau < \tau_{\max}$  implies that

$$P(f(H) \neq \text{sign}(\delta_Y(H)), H \in \mathcal{M}^c) > 0.$$

In this step, we wish to show that the optimal solution should attain the risk bound, i.e.,

$$E[\mathcal{R}_\psi(f, \eta, H)] = \tau.$$

Otherwise, assume for some feasible solution  $f$  such that  $E[\mathcal{R}_\psi(f, \eta, H)] = \tau_0 < \tau$ . Consider two sets

$$\mathcal{D}^+ = \{h \in \mathcal{H} : f(h) < 1, \delta_Y(h) > 0\} \cap \mathcal{M}^c$$

$$\mathcal{D}^- = \{h \in \mathcal{H} : f(h) > -1, \delta_Y(h) < 0\} \cap \mathcal{M}^c,$$

then  $P(\mathcal{D}^+) + P(\mathcal{D}^-) > 0$ . Without loss of generality, we assume that  $P(\mathcal{D}^+) > 0$ . We construct

$$\tilde{f}(h) = \begin{cases} f(h), & \text{if } h \notin \mathcal{D}^+ \\ \min\left(f(h) + \frac{\eta(\tau - \tau_0)}{MP(\mathcal{D}^+)}, 1\right), & \text{if } h \in \mathcal{D}^+, \end{cases}$$

where  $M$  is the bound for  $R$ .

Clearly, for  $h \in \mathcal{D}^+$ ,  $\mathcal{V}_\phi(\tilde{f}(h), h) > \mathcal{V}_\phi(f(h), h)$  since  $\delta_Y(h) > 0$ . We immediately conclude  $E[\mathcal{V}_\phi(\tilde{f}, H)] > E[\mathcal{V}_\phi(f, H)]$ . On the other hand,  $\mathcal{R}_\psi(s, \eta, h)$  is a piecewise linear function with absolute value of slopes no larger than

$$\frac{\max(E[R|H = h, A = 1], E[R|H = h, A = -1])}{\eta} \leq \frac{M}{\eta}.$$

Hence, it follows that

$$E[\mathcal{R}_\psi(\tilde{f}, \eta, H)]$$

$$\begin{aligned}
&= E[\mathcal{R}_\psi(\tilde{f}, \eta, H)] - E[\mathcal{R}_\psi(f, \eta, H)] + E[\mathcal{R}_\psi(f, \eta, H)] \\
&\leq E[(\mathcal{R}_\psi(\tilde{f}, \eta, H) - \mathcal{R}_\psi(f, \eta, H))\mathbb{I}(H \in \mathcal{D}^+)] + \tau_0 \\
&\leq \frac{M}{\eta} \frac{\eta(\tau - \tau_0)}{MP(\mathcal{D}^+)} P(\mathcal{D}^+) + \tau_0 = \tau.
\end{aligned}$$

As the result,  $\tilde{f}$  is superior to  $f$  with strictly larger objective function, a contradiction. In other words, the expected risk for the optimal solution should attain the bound.

With steps 1-3, we can restrict to the class

$$\mathcal{W} = \{f : |f| \leq 1, f(h) = \text{sign}(\delta_Y(h)) \text{ for } h \in \mathcal{M}, E[R_\psi(f, \eta, H)] = \tau\}$$

to find the optimal decision function.

Step 4. We derive the expression of the optimal function for  $f$  by considering solving a Lagrange multiplier for the problem (S.5):

$$\max_f -E\left[\frac{Y\phi(Af(H))}{p(A|H)}\right] - \nu\left(E\left[\frac{R\psi(Af(H))}{p(A|H)}\right] - \tau\right),$$

where  $\nu$  is a constant to be determined by the constraint in  $\mathcal{W}$ . To maximize the above function under no constraint, it is sufficient to maximize the conditional mean of the term in the expectation of the right-hand side for each given  $H = h$ , which is given by

$$G(f) \equiv \mathcal{V}_\phi(f, h) - \nu R_\psi(f, \eta, h).$$

Since  $f \in [-1, 1]$  and  $f$  in  $\mathcal{W}$  is already given for  $h \in \mathcal{M}$ , it suffices to examine that for  $h \in \mathcal{M}^c$ . In addition,  $G(f)$  is a piecewise linear function for  $f \in [-1, -\eta], (-\eta, 0], (0, \eta]$  and  $(\eta, 1]$ . Thus, the maximizer can only be achieved at points  $-1, -\eta, 0, \eta$  and  $1$ . Note that  $R$  is assumed to be positive,  $G'(0) = -\nu/\eta(E[R|H = h, A = 1] + E[R|H = h, A = -1]) < 0$  if  $\nu > 0$ , or  $> 0$  if  $\nu < 0$ . For  $\nu = 0$ ,  $G(0) = -E[Y|H = h, A = 1] - E[Y|H = h, A = -1] = (G(1) + G(-1))/2$ . Thus, the maximum for  $G(f)$  can always be attained at  $f$  which is not zero. In other words, we only need to compare the values at  $f \in \{-1, -\eta, \eta, 1\}$ .

Simple calculation gives

$$G(-1) = -2E[Y|H = h, A = 1] - \nu E[R|H = h, A = -1],$$

$$G(-\eta) = -(1+\eta)E[Y|H = h, A = 1] - (1-\eta)E[Y|H = h, A = -1] - \lambda E[R|H = h, A = -1],$$

$$G(\eta) = -(1-\eta)E[Y|H = h, A = 1] - (1+\eta)E[Y|H = h, A = -1] - \nu E[R|H = h, A = 1],$$

and

$$G(1) = -2E[Y|H = h, A = -1] - \nu E[R|H = h, A = 1].$$

When  $\delta_Y(h) > 0$  so  $\delta_R(h)$  is also positive, it is straightforward to check  $G(1) > G(\eta)$  and  $G(-\eta) > G(-1)$ . Note  $G(1) - G(-\eta) = (1 + \eta)\delta_Y(h) - \lambda\delta_R(h)$  so we immediately conclude that the optimal value for  $f$  should be 1, if  $\delta_Y(h) > \lambda$ , where  $\lambda = \nu/(1 + \eta)$ , and it is  $-\eta$  otherwise. When  $\delta_Y(h) \leq 0$ , we use the same arguments to obtain that the optimal value for  $f$  should be -1 if  $\delta_Y(h) > \lambda$ , and it is  $\eta$  otherwise. Therefore, the optimal function maximizing the Lagrange multiplier for any fixed  $\nu$  (equivalently,  $\lambda$ ) has the same expression as (S.6).

Next, we show that there is some positive  $\lambda^*$  such that

$$E[RI(Af^*(H) > 0)/p(A|H)] = E[\mathcal{R}_\psi(f^*, \eta, H)] = \tau.$$

The first equality follows from that  $R_\psi(s, \eta, h)$  is constant for any  $s \in [-1, -\eta]$  and  $s \in [0, \eta]$ . To prove the existence of  $\lambda^*$ , we notice

$$\begin{aligned} \Gamma(\lambda) &\equiv E[RI(Af^*(H) > 0)/p(A|H)] \\ &= E[E[R|H, A = 1]\mathbb{I}(H \in \{\delta_Y(h) > 0\} \cap \mathcal{M})] \\ &\quad + E[E[R|H, A = -1]\mathbb{I}(H \in \{\delta_Y(h) < 0\} \cap \mathcal{M})] \\ &\quad + E[E[R|H, A = 1]\mathbb{I}(H \in \{\delta_Y(h)/\delta_R(h) > \lambda, \delta_Y(h) > 0\} \cap \mathcal{M}^c)] \\ &\quad + E[E[R|H, A = -1]\mathbb{I}(H \in \{\delta_Y(h)/\delta_R(h) < \lambda, \delta_Y(h) > 0\} \cap \mathcal{M}^c)] \\ &\quad + E[E[R|H, A = -1]\mathbb{I}(H \in \{\delta_Y(h)/\delta_R(h) > \lambda, \delta_Y(h) < 0\} \cap \mathcal{M}^c)] \\ &\quad + E[E[R|H, A = 1]\mathbb{I}(H \in \{\delta_Y(h)/\delta_R(h) < \lambda, \delta_Y(h) < 0\} \cap \mathcal{M}^c)] \end{aligned} \tag{S.7}$$

is a continuous function of  $\lambda$  since  $\delta_Y(H)/\delta_R(H)$  has continuous density function. Furthermore,  $\Gamma(\infty) = \tau_{\min}$ ,  $\Gamma(0) = \tau_{\max}$ . Thus, there exists some  $\lambda^* > 0$  such that  $\Gamma(\lambda^*) = \tau$ .

Finally, for any  $f$ , based on steps 1-3, we have

$$-E\left[\frac{Y\phi(Af(H))}{p(A|H)}\right] \leq \max_{f \in \mathcal{W}} \left\{ -E\left[\frac{Y\phi(Af(H))}{p(A|H)}\right] \right\}.$$

On the other hand, for  $f \in \mathcal{W}$ ,

$$E\left[\frac{R\psi(Af(H))}{p(A|H)}\right] = \tau$$

and

$$\begin{aligned} & -E \left[ \frac{Y \phi(Af(H))}{p(A|H)} \right] - \lambda^*(1 + \eta) \left( E \left[ \frac{R\psi(Af(H))}{p(A|H)} \right] - \tau \right) \\ & \leq -E \left[ \frac{Y \phi(Af^*(H))}{p(A|H)} \right] - \lambda^*(1 + \eta) \left( E \left[ \frac{R\psi(Af^*(H))}{p(A|H)} \right] - \tau \right). \end{aligned}$$

Therefore,

$$E \left[ \frac{Y \phi(Af(H))}{p(A|H)} \right] \geq E \left[ \frac{Y \phi(Af^*(H))}{p(A|H)} \right].$$

In other words,  $f^*$  given by (S.6) is the optimal solution to the problem (S.5). We thus complete the proof.

## S.2 Proof of Theorem 1

Start from stage  $T$ . For any given  $f_1, \dots, f_{T-1}$ , we consider  $f_T$  maximizing

$$E \left[ \frac{(\sum_{t=1}^T Y_t) I(A_T f_T(H_T) > 0)}{p(A_T|H_T)} \frac{\prod_{t=1}^{T-1} I(A_t f_t(H_t) > 0)}{\prod_{t=1}^{T-1} p(A_t|H_t)} \right]$$

subject to constraint

$$E \left[ \frac{R_T I(A_T f_T(H_T) > 0)}{p(A_T|H_T)} \frac{\prod_{t=1}^{T-1} I(A_t f_t(H_t) > 0)}{\prod_{t=1}^{T-1} p(A_t|H_t)} \right] \leq \tau_T.$$

Based on Theorem 1 in Wang et al. (2018), the optimal solution can be chosen as

$$\tilde{g}_T^*(h) = \begin{cases} \text{sign}(\delta_{\tilde{Y}}(h)), & \text{if } h \in \tilde{\mathcal{M}} \\ 1, & \text{if } h \in \{\delta_{\tilde{Y}}(h)/\delta_{\tilde{R}}(h) > \tilde{\lambda}, \delta_{\tilde{Y}}(h) > 0\} \cap \tilde{\mathcal{M}}^c \\ -1, & \text{if } h \in \{\delta_{\tilde{Y}}(h)/\delta_{\tilde{R}}(h) < \tilde{\lambda}, \delta_{\tilde{Y}}(h) > 0\} \cap \tilde{\mathcal{M}}^c \\ -1, & \text{if } h \in \{\delta_{\tilde{Y}}(h)/\delta_{\tilde{R}}(h) > \tilde{\lambda}, \delta_{\tilde{Y}}(h) < 0\} \cap \tilde{\mathcal{M}}^c \\ 1, & \text{if } h \in \{\delta_{\tilde{Y}}(h)/\delta_{\tilde{R}}(h) < \tilde{\lambda}, \delta_{\tilde{Y}}(h) < 0\} \cap \tilde{\mathcal{M}}^c \end{cases}$$

where

$$\delta_{\tilde{Y}}(h) = (E[Q_T|H_T = h, A_T = 1] - E[Q_T|H_T = h, A_T = -1]) \frac{\prod_{t=1}^{T-1} I(A_t f_t(H_t) > 0)}{\prod_{t=1}^{T-1} p(A_t|H_t)},$$

$$\delta_{\tilde{R}}(h) = (E[R_T|H_T = h, A_T = 1] - E[R_T|H_T = h, A_T = -1]) \frac{\prod_{t=1}^{T-1} I(A_t f_t(H_t) > 0)}{\prod_{t=1}^{T-1} p(A_t|H_t)},$$

$\widetilde{\mathcal{M}} = \{h : \delta_{\widetilde{Y}}(h)\delta_{\widetilde{R}}(h) < 0\}$ , and  $\widetilde{\lambda}$  satisfies

$$E \left[ \frac{R_T I(A_T \widetilde{g}_T^*(H_T) > 0)}{p(A_T|H_T)} \frac{\prod_{t=1}^{T-1} I(A_t f_t(H_t) > 0)}{\prod_{t=1}^{T-1} p(A_t|H_t)} \right] = \tau_T.$$

Note that for  $h$  in the support of  $H_t$  where  $A_t f_t(H_t) \leq 0$  for any  $t = 1, \dots, T-1$ ,  $\widetilde{g}_T^*(h)$  can be any arbitrary value since it does not affect the value and risk expectations. On the other hand, recall that  $g_T^*(h)$  is the function maximizing

$$E \left[ \frac{(\sum_{t=1}^T Y_t) I(A_T f_T(H_T) > 0)}{p(A_T|H_T)} \right]$$

subject to constraint

$$E \left[ \frac{R_T I(A_T f_T(H_T) > 0)}{p(A_T|H_T)} \right] \leq \tau_T.$$

Based on Theorem 1 in Wang et al. (2018),  $g_T^*$  is given as

$$g_T^*(h) = \begin{cases} \text{sign}(\delta_{Q_T}(h)), & \text{if } h \in \mathcal{M} \\ 1, & \text{if } h \in \{\delta_{Q_T}(h)/\delta_{R_T}(h) > \lambda^*, \delta_{Q_T}(h) > 0\} \cap \mathcal{M}^c \\ -1, & \text{if } h \in \{\delta_{Q_T}(h)/\delta_{R_T}(h) < \lambda^*, \delta_{Q_T}(h) > 0\} \cap \mathcal{M}^c \\ -1, & \text{if } h \in \{\delta_{Q_T}(h)/\delta_{R_T}(h) > \lambda^*, \delta_{Q_T}(h) < 0\} \cap \mathcal{M}^c \\ 1, & \text{if } h \in \{\delta_{Q_T}(h)/\delta_{R_T}(h) < \lambda^*, \delta_{Q_T}(h) < 0\} \cap \mathcal{M}^c \end{cases}$$

where  $\mathcal{M} = \{h : \delta_{Q_T}(h)\delta_{R_T}(h) < 0\}$ , and  $\lambda^*$  satisfies

$$E \left[ \frac{R_T I(A_T \widetilde{g}_T^*(H_T) > 0)}{p(A_T|H_T)} \frac{\prod_{t=1}^{T-1} I(A_t f_t(H_t) > 0)}{\prod_{t=1}^{T-1} p(A_t|H_t)} \right] = \tau_T.$$

From the above two expressions, it is clear that on the set when  $A_t f_t(H_t) > 0$  for all  $t = 1, \dots, T-1$ ,  $\widetilde{g}_T^*(h)$  takes the same form as the solution as  $g_T^*(h)$ . Furthermore, due to the acute risk assumption (Assumption 4),

$$E \left[ \frac{R_T I(A_T f_T(H_T) > 0)}{p(A_T|H_T)} \frac{\prod_{t=1}^{T-1} I(A_t f_t(H_t) > 0)}{\prod_{t=1}^{T-1} p(A_t|H_t)} \right] = E \left[ \frac{R_T I(A_T f_T(H_T) > 0)}{p(A_T|H_T)} \right].$$

Thus, we conclude that  $\widetilde{\lambda}$  can be chosen to the same as  $\lambda^*$  so  $\widetilde{g}_T^*(h)$  can be chosen to be exactly the same as  $g_T^*(h)$ . In other words,

$$V(f_1, \dots, f_{T-1}, g_T^*) \geq V(f_1, \dots, f_T)$$



and  $g_T^*$  satisfies

$$E \left[ \frac{R_T I(A_T g_T^*(H_T) > 0)}{p(A_T | H_T)} \frac{\prod_{t=1}^{T-1} I(A_t f_t(H_t) > 0)}{\prod_{t=1}^{T-1} p(A_t | H_t)} \right] = \tau_T.$$

By Lemma S.1, both  $g_T^*$  and  $f_T^*$  have the same signs. Therefore,

$$V(f_1, \dots, f_{T-1}, f_T^*) \geq V(f_1, \dots, f_T)$$

and  $f_T^*$  satisfies

$$E \left[ \frac{R_T I(A_T f_T^*(H_T) > 0)}{p(A_T | H_T)} \right] = \tau_T.$$

Once  $f_T^*$  is determined, we consider  $T - 1$  stage. Now the original problem (S.1) becomes

$$\begin{aligned} \max \mathcal{V}(f_1, \dots, f_{T-1}, f_T^*) = & E \left[ \frac{(\sum_{t=1}^T Y_t) I(A_T f_{T,\eta}^*(H_T) > 0)}{\pi(A_T | H_T)} \frac{\prod_{t=1}^{T-1} \mathbb{I}(A_t f_t(H_t) > 0)}{\prod_{t=1}^{T-1} p(A_t | H_t)} \right] \\ \text{subject to} & E \left[ \frac{R_t \mathbb{I}(A_t f_t(H_t) > 0)}{p(A_t | H_t)} \right] \leq \tau_t, \quad t = 1, \dots, T - 1. \end{aligned}$$

We repeat the same arguments as for stage  $T$  as before, to conclude

$$V(f_1, \dots, f_{T-1}^*, f_T^*) \geq V(f_1, \dots, f_{T-1}, f_T)$$

and  $f_{T-1}^*$  satisfies

$$E \left[ \frac{R_{T-1} I(A_{T-1} f_{T-1}^*(H_{T-1}) > 0)}{p(A_{T-1} | H_{T-1})} \right] = \tau_{T-1}.$$

We continue this proof till  $t = 1$  so conclude that  $(f_1^*, \dots, f_T^*)$  maximizes the multi-stage value and satisfies the constraints over all the stages. The above arguments also show that  $f_t^*$  has the same sign as  $g_t^*$ . Theorem 1 thus holds.

## S.3 Proof of Theorem 2

Instead, we prove a more general version of Theorem S.2.

**Theorem S.2** *In addition of the conditions in Theorem 1, suppose that Assumption 5 holds and  $H_t$  takes value from a compact subset of  $\mathbb{R}^{d_t}$  for  $t = 1, \dots, T$ . Let  $(\tau_1, \dots, \tau_T)$  and  $(\delta_{0,1}, \dots, \delta_{0,T})$  denote the constraints and corresponding constants in Assumption 5. Let  $\delta_t > 0$ ,  $1 \leq x_t$ ,  $0 < \theta_{1,t}$ ,  $0 < \theta_{2,t}$ ,  $0 < \nu_{1,t} < 2$ ,  $0 < \nu_{2,t} \leq 2$  for  $t = 1, \dots, T$ . Give positive parameter  $\lambda_{n,t} \rightarrow 0$  and  $\sigma_{n,t} \rightarrow \infty$ , and let*

$$\xi_{n,t}^{(1)} = c \left( \frac{2M}{c_1} \sqrt{\frac{M}{c_1 \lambda_{n,t}}} + \sigma_{n,t}^{d_t} + \right.$$

$$\lambda_{n,t} \left( \frac{M}{c_1 \lambda_{n,t}} + \sigma_{n,t}^{d_t} \right) n^{-1/2} (\sigma_{n,t}^{(1-\nu_{1,t}/2)(1+\theta_{1,t})d_t/2} + 2\sqrt{2x_t} + 2x_t/\sqrt{n}),$$

$\xi_{n,t}^{(2)} = c(\lambda_{n,t} \sigma_{n,t}^{d_t} + \sigma_{n,t}^{-\alpha_t d_t})$  and  $\xi_{n,t} = \xi_{n,t}^{(1)} + \xi_{n,t}^{(2)}$ . In addition, let

$$\epsilon'_{n,t} = \delta_t + C_{1,t} \sigma_n^{-\alpha_t d_t} \eta_{n,t}^{-1} + C_{3,t} n^{-1/2} \sigma_{n,t}^{(1-\nu_{2,t}/2)(1+\theta_{2,t})d_t/2} \left( \frac{M}{c_1 \lambda_{n,t}} + \sigma_{n,t}^{d_t} \right)^{\nu_{2,t}/4} \eta_{n,t}^{-\nu_{2,t}/2}$$

and

$$h_t(n, x_t) = 2 \exp \left( -\frac{2n\delta_{0,t}^2 c_1^2}{M^2} \right) + 2 \exp \left( -\frac{n\delta_t^2 c_1^2}{2M^2} \right) + \exp(-x_t).$$

Then for any  $n \geq 1$  and  $(\lambda_{n,t}, \sigma_{n,t}, \eta_{n,t})$  such that

$$C_{1,t} \sigma_n^{-\alpha_t d_t} \eta_{n,t}^{-1} \leq \delta_{0,t},$$

$$C_{2,t} \sigma_{n,t}^{(1-\nu_{1,t}/2)(1+\theta_{1,t})d_t} \leq 1,$$

$\epsilon'_{n,t} < 2\delta_{0,t}$ , and  $x_t \geq 1$ , with probability at least  $1 - \sum_{t=1}^T h_t(n, x_t)$ , we have

$$|\mathcal{V}(\hat{f}_1, \dots, \hat{f}_T) - \mathcal{V}(f_1^*, \dots, f_T^*)| \leq \sum_{t=1}^T (c_1/5)^{1-t} (\xi_{n,t} + (T-t+1)M\eta_{n,t} + 2c\epsilon'_{n,t}). \quad (\text{S.8})$$

Moreover, with probability at least  $1 - h_t(n, x_t)$  the risk induced by  $\hat{f}_t$  satisfies

$$E \left[ \frac{R_t \mathbb{I}(A_t \hat{f}_t(H_t) > 0)}{p(A_t | H_t)} \right] \leq \tau_t + \delta_t + C_{3,t} \sigma_{n,t}^{(1-\nu_{2,t}/2)(1+\theta_{2,t})d_t/2} \left( \frac{M}{c_1 \lambda_{n,t}} + \sigma_{n,t}^{d_t} \right)^{\nu_{2,t}/4} \eta_{n,t}^{-\nu_{2,t}/2}. \quad (\text{S.9})$$

Here,  $c$  in front of  $\xi_{n,t}^{(1)}$  is a positive constant only depends on  $(\nu_{1,t}, \theta_{1,t}, d_t)$ ,  $c$  in front of  $\xi_{n,t}^{(2)}$  is a positive constant only depends on  $(\alpha_t, d_t, K_t, M)$  and  $c$  of  $\epsilon'_{n,t}$  is a positive constant only depends on  $(\tau_t, \delta_{0,t})$ .  $C_{1,t}$  is a positive constant depend on  $(\alpha_t, d_t, K_t, M)$ ,  $C_{2,t}$  is a positive constant depends on  $(\nu_{1,t}, \theta_{1,t}, d_t)$ ,  $C_{3,t}$  a positive constant depends on  $(\nu_{2,t}, \theta_{2,t}, d_t, c_1, M)$ .

Theorem 2 can be obtained from this theorem by setting  $\theta_t = \theta_{1,t} = \theta_{2,t}$ ,  $\nu_t = \nu_{1,t} = \nu_{2,t}$  and  $x_t = \sigma_{n,t}^{(1-\nu_t/2)(1+\theta_t)d_t}$ .  $C_i = \sup_t C_{i,t}$  for  $i = 1, 2, 3$ . We first prove Theorem S.2 by for  $T = 1$  and then extend the result to  $T \geq 2$ .

### S.3.1 Proof for $T = 1$

Since  $T = 1$ , we omit the subscript for the stage in this subsection so all the notations are the same as in Section S.1. Since  $\tau$  is necessary in the proof, we use  $f_\tau^*$  to refer to  $f^*$  that solves (S.5) corresponding to  $\tau$  and  $\eta = \eta_n$ .

### S.3.1.1 Excessive risk

In this section, we prove some preliminary lemmas for (S.5). Lemma S.3 shows that the regret from the optimal decision function solving the original problem (S.4) is bounded by the regret from the one solving the surrogate problem (S.5), plus an additional biased term of order  $O(\eta_n)$ . Lemma S.4 shows that the optimal value using the surrogate loss is Lipschitz continuous with respect to  $\tau$ .

**Lemma S.3** *Under the condition of Theorem S.1, for any  $f : \mathcal{H} \rightarrow \mathbb{R}$  and any  $\eta_n \in (0, 1]$ , we have*

$$\mathcal{V}(f_\tau^*) - \mathcal{V}(f) \leq E[\mathcal{V}_\phi(f_\tau^*, H)] - E[\mathcal{V}_\phi(f, H)] + M\eta_n.$$

*Proof.* Theorem S.1 shows that  $f_\tau^*$  must have expression (S.6) almost surely. Let  $\tilde{\mathcal{V}}(f, h) = I(f(h) > 0)E[Y|H = h, A = 1] + I(f(h) \leq 0)E[Y|H = h, A = -1]$ . For any  $h \in \{\delta_Y(h) > 0\}$ , we consider the following 6 scenarios:

1. When  $h \in \mathcal{M}$ ,  $f_\tau^*(h) = 1$  and  $f(h) > 0$ , we have  $\tilde{\mathcal{V}}(f_\tau^*, h) - \tilde{\mathcal{V}}(f, h) = 0$  and

$$\mathcal{V}_\phi(f_\tau^*, h) - \mathcal{V}_\phi(f, h) = \begin{cases} (1 - f(h))\delta_Y(h), & f(h) \leq 1 \\ (f(h) - 1)m_Y(h, -1), & f(h) > 1, \end{cases}$$

2. When  $h \in \mathcal{M}$ ,  $f_\tau^*(h) = 1$  and  $f(h) \leq 0$ , we have  $\tilde{\mathcal{V}}(f_\tau^*, h) - \tilde{\mathcal{V}}(f, h) = \delta_Y(h)$  and

$$\mathcal{V}_\phi(f_\tau^*, h) - \mathcal{V}_\phi(f, h) = \begin{cases} (1 - f(h))\delta_Y(h), & f(h) \geq -1 \\ 2\delta_Y(h) + (-f(h) - 1)m_Y(h, 1), & f(h) < -1, \end{cases}$$

3. When  $h \in \mathcal{M}^c$ ,  $f_\tau^*(h) = 1$  and  $f(h) > 0$ , we have  $\tilde{\mathcal{V}}(f_\tau^*, h) - \tilde{\mathcal{V}}(f, h) = 0$  and

$$\mathcal{V}_\phi(f_\tau^*, h) - \mathcal{V}_\phi(f, h) = \begin{cases} (1 - f(h))\delta_Y(h), & f(h) \leq 1 \\ (f(h) - 1)m_Y(h, -1), & f(h) > 1, \end{cases}$$

in which case  $\mathcal{V}_\phi(f_\tau^*, h) - \mathcal{V}_\phi(f, h) \geq \tilde{\mathcal{V}}(f_\tau^*, h) - \tilde{\mathcal{V}}(f, h)$ .

4. When  $h \in \mathcal{M}^c$ ,  $f_\tau^*(h) = 1$  and  $f(h) \leq 0$ , we have  $\mathcal{V}(f_\tau^*, h) - \mathcal{V}(f, h) = \delta_Y(h)$  and

$$\mathcal{V}_\phi(f_\tau^*, h) - \mathcal{V}_\phi(f, h) = \begin{cases} (1 - f(h))\delta_Y(h), & f(h) \geq -1 \\ 2\delta_Y(h) + (-f(h) - 1)m_Y(h, 1), & f(h) < -1, \end{cases}$$

in which case  $\mathcal{V}_\phi(f_\tau^*, h) - \mathcal{V}_\phi(f, h) \geq \mathcal{V}(f_\tau^*, h) - \mathcal{V}(f, h)$ .

5. When  $h \in \mathcal{M}^c$ ,  $f_\tau^*(h) = -\eta_n$  and  $f(h) > 0$ , we have  $\tilde{\mathcal{V}}(f_\tau^*, h) - \tilde{\mathcal{V}}(f, h) = -\delta_Y(h)$  and

$$\mathcal{V}_\phi(f_\tau^*, h) - \mathcal{V}_\phi(f, h) = \begin{cases} -f(h)\delta_Y(h) - \eta_n\delta_Y(h), & f(h) \leq 1 \\ -\delta_Y(h) - \eta_n\delta_Y(h) + (f(h) - 1)m_Y(h, -1), & f(h) > 1. \end{cases}$$

Thus,  $\mathcal{V}_\phi(f_\tau^*, h) - \mathcal{V}_\phi(f, h) \geq -\delta_Y(h) - \eta_n\delta_Y(h) = \tilde{\mathcal{V}}(f_\tau^*, h) - \tilde{\mathcal{V}}(f, h) - \eta_n\delta_Y(h)$ .

6. When  $h \in \mathcal{M}^c$ ,  $f_\tau^*(h) = -\eta_n$  and  $f(h) \leq 0$ , we have  $\mathcal{V}(f_\tau^*, h) - \mathcal{V}(f, h) = 0$  and

$$\mathcal{V}_\phi(f_\tau^*, h) - \mathcal{V}_\phi(f, h) = \begin{cases} -f(h)\delta_Y(h) - \eta_n\delta_Y(h), & f(h) \geq -1 \\ (f(h) - 1)m_Y(h, 1) + (1 - \eta_n)\delta_Y(h), & f(h) < -1. \end{cases}$$

Thus, we obtain  $\mathcal{V}_\phi(f_\tau^*, h) - \mathcal{V}_\phi(f, h) \geq -\eta_n\delta_Y(h) = \tilde{\mathcal{V}}(f_\tau^*, h) - \tilde{\mathcal{V}}(f, h) - \eta_n\delta_Y(h)$ .

Hence, by combining all these cases, we conclude that

$$\tilde{\mathcal{V}}(f_\tau^*, h) - \tilde{\mathcal{V}}(f, h) \leq \mathcal{V}_\phi(f_\tau^*, h) - \mathcal{V}_\phi(f, h) + M\eta_n$$

for any  $\eta_n \in (0, 1]$  and any decision function  $f$ . The same argument holds for any  $h$  such that  $\delta_Y(h) < 0$ . Consequently, since  $\mathcal{V}(f) = E[\tilde{\mathcal{V}}(f, H)]$ , we have

$$\mathcal{V}(f_\tau^*) - \mathcal{V}(f) \leq E[\mathcal{V}_\phi(f_\tau^*, H)] - E[\mathcal{V}_\phi(f, H)] + M\eta_n.$$

□

**Lemma S.4** For any  $\delta > 0$  and  $\tau$  such that  $[\tau - 2\delta, \tau + 2\delta] \subseteq (\tau_{\min}, \tau_{\max})$ ,  $E[\mathcal{V}_\phi(f_\tau^*, H)]$ , as a function of  $\tau$ , is Lipschitz continuous at  $\tau$ .

*Proof.* Let  $\tau_1 = \tau$  and  $\tau_2$  be any number in  $[\tau - 2\delta, \tau + 2\delta]$ . Without loss of generality, we assume  $\tau_2 < \tau_1$ . We also let  $f_1^*$  and  $f_2^*$  be the optimal decision functions solving (S.5) for  $\tau_1$  and  $\tau_2$ , respectively, and their corresponding  $\lambda^*$ 's values are denoted as  $\lambda_1$  and  $\lambda_2$ . According to (S.6), it is easy to verify that

$$\begin{aligned} & E[\mathcal{V}_\phi(f_1^*, H)] - E[\mathcal{V}_\phi(f_2^*, H)] \\ &= E \left[ (1 + \eta_n)\delta_Y(H) \mathbb{I} \left( \lambda_1 \leq \frac{\delta_Y(H)}{\delta_R(H)} \leq \lambda_2 \right) \mathbb{I}(\delta_Y(H) > 0) \mathbb{I}(H \in \mathcal{M}^c) \right] \\ & \quad - E \left[ (1 + \eta_n)\delta_Y(H) \mathbb{I} \left( \lambda_1 \leq \frac{\delta_Y(H)}{\delta_R(H)} \leq \lambda_2 \right) \mathbb{I}(\delta_Y(H) < 0) \mathbb{I}(H \in \mathcal{M}^c) \right] \\ &= (1 + \eta_n) E \left[ |\delta_Y(H)| \mathbb{I} \left( \lambda_1 \leq \frac{\delta_Y(H)}{\delta_R(H)} \leq \lambda_2 \right) \mathbb{I}(H \in \mathcal{M}^c) \right]. \end{aligned}$$

One the other hand

$$\begin{aligned}
\tau_1 - \tau_2 &= E[\mathcal{R}_\psi(f_1^*, \eta_n, H)\mathbb{I}(H \in \mathcal{M}^c)] - E[\mathcal{R}_\psi(f_2^*, \eta_n, H)\mathbb{I}(H \in \mathcal{M}^c)] \\
&= E\left[\delta_R(H)\mathbb{I}\left(\lambda_1 \leq \frac{\delta_Y(H)}{\delta_R(H)} \leq \lambda_2\right)\mathbb{I}(\delta_Y(H) > 0)\mathbb{I}(H \in \mathcal{M}^c)\right] \\
&\quad - E\left[\delta_R(H)\mathbb{I}\left(\lambda_1 \leq \frac{\delta_Y(H)}{\delta_R(H)} \leq \lambda_2\right)\mathbb{I}(\delta_Y(H) < 0)\mathbb{I}(H \in \mathcal{M}^c)\right] \\
&= E\left[|\delta_R(H)|\mathbb{I}\left(\lambda_1 \leq \frac{\delta_Y(H)}{\delta_R(H)} \leq \lambda_2\right)\mathbb{I}(H \in \mathcal{M}^c)\right].
\end{aligned}$$

The above two equations imply that

$$\begin{aligned}
&E[\mathcal{V}_\phi(f_1^*, H)] - E[\mathcal{V}_\phi(f_2^*, H)] \\
&= (1 + \eta_n)E\left[\frac{|\delta_Y(H)|}{|\delta_R(H)|}|\delta_R(H)|\mathbb{I}\left(\lambda_1 \leq \frac{\delta_Y(H)}{\delta_R(H)} \leq \lambda_2\right)\mathbb{I}(H \in \mathcal{M}^c)\right] \\
&\leq 2\lambda_2 E\left[|\delta_R(H)|\mathbb{I}\left(\lambda_1 \leq \frac{\delta_Y(H)}{\delta_R(H)} \leq \lambda_2\right)\mathbb{I}(H \in \mathcal{M}^c)\right] \\
&\leq 2\lambda_2(\tau_1 - \tau_2).
\end{aligned}$$

The lemma holds since  $\lambda_2$  is no larger than  $\lambda^*$ -value corresponding to  $\tau - 2\delta$ .  $\square$

### S.3.1.2 Approximation bias in RKHS

In this section, we prove a series of lemmas to quantify the approximation bias of  $\hat{f}$ , where  $\hat{f}$  denotes the solution of single stage empirical problem

$$\begin{aligned}
&\arg \min_{f \in \mathcal{G}} \sum_{i=1}^n Y_i \frac{\phi(A_i f(H_i))}{p(A_i|H_i)} + \lambda_n \|f\|_{\mathcal{G}}^2 \\
&\text{subject to } \sum_{i=1}^n R_i \frac{\psi(A_i f(H_i), \eta_n)}{p(A_i|H_i)} \leq \tau,
\end{aligned} \tag{S.10}$$

resulted from restricting  $\hat{f}$  to be a function in Gaussian RKHS  $\mathcal{G}$ .

The section is organized as follow: Lemma S.5 provides an approximation of  $f_\tau^*$  using function in Gaussian RKHS; in Lemma S.6, we quantify the difference of risk under shifted ramp loss between  $f_\tau^*$  and its approximation in  $\mathcal{G}$ ; in Lemma S.7, we show that  $\|\hat{f}\|_{\mathcal{G}}$  is bounded with high probability; in Lemma S.8, we show that  $\mathcal{A}_n(\tau)$  changes continuously w.r.t.  $\tau$  and the approximation bias is given Lemma S.9.

For convenience, we define

$$\mathfrak{L}_\phi(f) = Y \frac{\phi(Af(H))}{p(A|H)}, \quad \mathbb{P}_n[\mathfrak{L}_\phi(f)] = \frac{1}{n} \sum_{i=1}^n Y_i \frac{\phi(A_i f(H_i))}{p(A_i|H_i)},$$

$$\mathfrak{R}_\psi(f, \eta_n) = R \frac{\psi(Af(H), \eta_n)}{p(A|H)}, \quad \mathbb{P}_n[\mathfrak{R}_\psi(f, \eta_n)] = \frac{1}{n} \sum_{i=1}^n R_i \frac{\psi(A_i f(H_i), \eta_n)}{p(A_i|H_i)},$$

where  $\mathbb{P}_n$  denotes the empirical distribution. Let  $\mathcal{G} = \mathcal{G}(\sigma_n)$  denote the Gaussian Reproducing Kernel Hilbert Space (RKHS) with bandwidth  $\sigma_n^{-1}$ , we define

$$\mathcal{A}(\tau) = \left\{ f \in \mathcal{G} \left| E[\mathfrak{R}_\psi(f, \eta_n)] \leq \tau \right. \right\},$$

$$\mathcal{A}_n(\tau) = \left\{ f \in \mathcal{G} \left| \mathbb{P}_n[\mathfrak{R}_\psi(f, \eta_n)] \leq \tau \right. \right\},$$

where  $\mathcal{A}_n(\tau)$  is equivalent to the definition of the feasible region of empirical problem with  $T = 1$ . We also define  $\bar{\mathcal{H}} = 3\mathcal{H}$ ,

$$\bar{\delta}_Y(h) = \begin{cases} \delta_Y(h), & \text{if } |h| \leq 1 \\ \delta_Y(h/|h|), & \text{if } |h| > 1, \end{cases} \quad \bar{\delta}_R(h) = \begin{cases} \delta_R(h), & \text{if } |h| \leq 1 \\ \delta_R(h/|h|), & \text{if } |h| > 1, \end{cases}$$

and recall that in Assumption 5 we defined

$$\bar{H}_{a,b} = \left\{ h \in \bar{\mathcal{H}} : a\bar{\delta}_Y(h) > 0, b(\bar{\delta}_Y(h) - \lambda^* \bar{\delta}_R(h)) > 0 \right\}$$

and when  $T = 1$   $\Delta_\tau(h) = \sum_{a,b \in \{-1,1\}} \text{dist}(h, \bar{\mathcal{H}}/\bar{H}_{a,b}) I(h \in \bar{H}_{a,b})$ , where  $a, b \in \{-1, 1\}$  and  $\lambda^*$  is the value in  $f_\tau^*$  so function  $\Delta$  depends on  $\tau$ , and

$$\bar{f}_\tau(h) = \begin{cases} 1, & \text{if } h \in \bar{H}_{1,1} \\ \eta_n, & \text{if } h \in \bar{H}_{-1,1} \\ -1, & \text{if } h \in \bar{H}_{-1,-1} \\ -\eta_n, & \text{if } h \in \bar{H}_{1,-1} \\ 0, & \text{otherwise.} \end{cases}$$

Thus,  $\bar{f}_\tau$  can be viewed as an extension of  $f_\tau^*$  from  $\mathcal{H}$  to  $\bar{\mathcal{H}}$ . Our first lemma is to determine the pointwise approximation bias of  $f_\tau^*$  using the RKHS. Note that we assumed  $\mathcal{H}$  is a compact subset of  $\mathcal{G}$ , without loss of generality, from now on we assume that  $\mathcal{H} \subseteq \mathcal{B}_\mathcal{G}$  where  $\mathcal{B}_\mathcal{G}$  denotes the unit ball in  $\mathcal{G}$ .

**Lemma S.5** *Let  $\check{f}_\tau = (\sigma_n^2/\pi)^{d/4} \bar{f}_\tau$  and define linear operator*

$$V_\sigma \check{f}(x) = \frac{(2\sigma)^{d/2}}{\pi^{d/4}} \int_{\mathbb{R}^d} e^{-2\sigma^2 \|x-y\|_2^2} \check{f}(y) dy.$$

Then, we have

$$\|V_{\sigma_n} \check{f}_\tau\|_{\mathcal{G}}^2 \leq c\sigma_n^d, \quad (\text{S.11})$$

and

$$|V_{\sigma_n} \check{f}_\tau(h) - f_\tau^*(h)| \leq 8e^{-\sigma_n^2 \Delta_\tau(h)^2/2d}. \quad (\text{S.12})$$

holds for all  $h \in \mathcal{H}$ , where  $\Delta_\tau(h)$  is defined in Assumption 5 and  $c$  denotes a constant which depends on the dimension of feature space  $\mathcal{H}$ .

**Remark 1.** Note that  $V_\sigma \check{f}_\tau$  is an approximation of  $f_\tau^*$  in  $\mathcal{G}$ . Thus, Lemma S.5 quantifies the distance between the true optimal decision function and its approximation at each point  $h$ .

*Proof.* Since  $\mathcal{H} \subset \mathcal{B}_\mathcal{G}$  and  $\check{f}_\tau = (\sigma_n^2/\pi)^{d/4} \bar{f}_\tau$ , we can easily obtain that the  $L_2$  norm of  $\check{f}_\tau$  satisfies

$$\|\check{f}_\tau\|_2^2 \leq \text{Vol}(d)^2 \left(\frac{81}{\pi}\right)^{d/2} \sigma_n^d = c\sigma_n^d,$$

where  $\text{Vol}(d)$  is the volume of  $\mathcal{B}_\mathcal{G}$  (see equation (25) from Steinwart and Scovel (2007)) so  $c$  is a positive constant depends only on  $d$ . Moreover, it has been shown in Steinwart et al. (2006) that  $V_\sigma : L^2(\mathbb{R}^d) \rightarrow \mathcal{G}(\sigma)$  is an isometric isomorphism and the inequality above implies

$$\|V_{\sigma_n} \check{f}_\tau\|_{\mathcal{G}}^2 = \|\check{f}_\tau\|_2^2 \leq c\sigma_n^d.$$

We now start proving (S.12). By the construction of  $\bar{f}_\tau$ , it is straightforward to see that  $\bar{f}_\tau(h) = f_\tau^*(h)$  for all  $h \in \mathcal{H}$ . Note for any  $h \in H_{1,1}$  we have

$$\begin{aligned} V_{\sigma_n} \check{f}_\tau(h) &= \left(\frac{2\sigma_n^2}{\pi}\right)^{d/2} \int_{\mathbb{R}^d} e^{-2\sigma_n^2 \|h-y\|^2} \bar{f}_\tau(y) dy \\ &= \left(\frac{2\sigma_n^2}{\pi}\right)^{d/2} \left[ \int_{B(h, \Delta_\tau(h))} e^{-2\sigma_n^2 \|h-y\|^2} \bar{f}_\tau(y) dy + \int_{\mathbb{R}^d/B(h, \Delta_\tau(h))} e^{-2\sigma_n^2 \|h-y\|^2} \bar{f}_\tau(y) dy \right], \end{aligned}$$

where  $B(h, r)$  is the ball of radius  $r$  centering at  $h$  under Euclidean norm. By Lemma 4.1 in Steinwart and Scovel (2007), the construction of  $\bar{f}_\tau$  guarantees that  $B(h, \Delta_\tau(h)) \subseteq \bar{H}_{1,1}$  for all  $h \in H_{1,1}$ . It then follows that for any  $h \in H_{1,1}$

$$\begin{aligned} |V_{\sigma_n} \check{f}_\tau - f_\tau^*(h)| &= |V_{\sigma_n} \check{f}_\tau(h) - \bar{f}_\tau(h)| \\ &= \left| V_{\sigma_n} \check{f}_\tau(h) - \left(\frac{2\sigma_n^2}{\pi}\right)^{d/2} \int_{\mathbb{R}^d} e^{-2\sigma_n^2 \|h-y\|^2} dy \right| \\ &= \left| \left(\frac{2\sigma_n^2}{\pi}\right)^{d/2} \int_{\mathbb{R}^d/B(h, \Delta_\tau(h))} e^{-2\sigma_n^2 \|h-y\|^2} [\bar{f}_\tau(y) - 1] dy \right| \end{aligned}$$

$$\leq 2P(|U| \geq \Delta_\tau(h)),$$

where the last step uses the fact that  $|\bar{f}_\tau - 1|_\infty \leq 2$ , and  $U$  follows the spherical Gaussian distribution on  $\mathbb{R}^d$  with parameter  $\sigma_n$ . Following inequality (3.5) from Ledoux and Talagrand (1991), we have

$$P(|U| \geq \Delta_\tau(h)) \leq 4e^{-\sigma_n^2 \Delta_\tau^2(h)/2d}.$$

Similarly, we can obtain the same bound for  $h \in \bar{H}_{-1,1}, \bar{H}_{1,-1}$  and  $H_{-1,-1}$ . As a conclusion, we have

$$|V_{\sigma_n} \check{f}_\tau(h) - f_\tau^*(h)| \leq 8e^{-\sigma_n^2 \Delta_\tau^2(h)/2d}$$

for any  $h \in \mathcal{H}$ . □

In the next lemma, we show that under Assumption 5, the difference of the risk under shifted ramp loss between  $f_{\tau_1}^*$  and its approximation  $V_{\sigma_n} \check{f}_{\tau_1}$  is uniformly bounded by  $O(\sigma_n^{-\alpha d} \eta_n^{-1})$  for any  $\tau_1 \in [\tau - 2\delta_0, \tau + 2\delta_0]$ ; and moreover, when  $n$  is sufficient large,  $V_{\sigma_n} \check{f}_{\tau-2\delta_0}$  will belong to the empirical feasible region  $\mathcal{A}_n(\tau)$  with high probability.

**Lemma S.6** *For any  $\tau_1 \in [\tau - 2\delta_0, \tau + 2\delta_0]$ ,*

$$|E[\mathfrak{R}_\psi(V_{\sigma_n} \check{f}_{\tau_1}, \eta_n)] - E[\mathfrak{R}_\psi(f_{\tau_1}^*, \eta_n)]| \leq c\sigma_n^{-\alpha d} \eta_n^{-1}, \quad (\text{S.13})$$

where  $c$  is a constant depending on  $(\alpha, d, K, M)$ . Moreover, for any  $\sigma_n$  and  $\eta_n$  such that  $c\sigma_n^{-\alpha d} \eta_n^{-1} \leq \delta_0$ , with probability  $1 - 2\exp\left(\frac{-2n\delta_0^2 c_1^2}{M^2}\right)$ , we have  $V_{\sigma_n} \check{f}_{\tau-2\delta_0} \in \mathcal{A}_n(\tau)$ .

*Proof.* First note that for any measurable function  $f_1, f_2 : \mathcal{H} \rightarrow \mathbb{R}$ , we always have

$$\begin{aligned} & |E[\mathfrak{R}_\psi(f_1, \eta_n)] - E[\mathfrak{R}_\psi(f_2, \eta_n)]| \\ &= E \left[ E[R|H, A=1] \psi(f_1(H), \eta_n) - \psi(f_2(H), \eta_n) \right. \\ & \quad \left. + E[R|H, A=-1] [\psi(-f_1(H), \eta_n) - \psi(-f_2(H), \eta_n)] \right] \\ &\leq 2M\eta_n^{-1} E[|f_1(H) - f_2(H)|]. \end{aligned}$$

Using result (S.12) in Lemma S.5 and Assumption 5, we can obtain

$$|E[\mathfrak{R}_\psi(V_{\sigma_n} \check{f}_{\tau_1}, \eta_n)] - E[\mathfrak{R}_\psi(f_{\tau_1}^*, \eta_n)]| \leq \eta_n^{-1} 16ME[e^{-\sigma_n^2 \Delta_\tau(h)^2/2d}]$$



$$\begin{aligned}
&\leq 16MK(2d)^{\alpha d/2}\sigma_n^{-\alpha d}\eta_n^{-1} \\
&= c\sigma_n^{-\alpha d}\eta_n^{-1}.
\end{aligned}$$

To prove the remaining part of lemma, suppose  $\tau_1 = \tau - 2\delta_0$ . We note that  $\mathfrak{R}_\psi(V_{\sigma_n}\check{f}_{\tau_1}, \eta_n)$  is bounded by  $M/c_1$ . By Hoeffding's inequality, we can obtain

$$P\left[|\mathbb{P}_n[\mathfrak{R}_\psi(V_{\sigma_n}\check{f}_{\tau_1}, \eta_n)] - E[\mathfrak{R}_\psi(V_{\sigma_n}\check{f}_{\tau_1}, \eta_n)]| \geq \delta_0\right] \leq 2\exp\left(\frac{-2n\delta_0^2c_1^2}{M^2}\right). \quad (\text{S.14})$$

According to (S.13) and the choice of  $(\sigma_n, \eta_n)$ , we have

$$\begin{aligned}
&|E[\mathfrak{R}_\psi(V_{\sigma_n}\check{f}_{\tau_1}, \eta_n)] - (\tau - 2\delta_0)| \\
&= |E[\mathfrak{R}_\psi(V_{\sigma_n}\check{f}_{\tau_1}, \eta_n)] - E[\mathfrak{R}_\psi(f_1^*, \eta_n)]| \\
&\leq c\sigma_n^{-\alpha d}\eta_n^{-1} \leq \delta_0.
\end{aligned} \quad (\text{S.15})$$

Combining (S.14) and (S.15), we obtain

$$P\left[\mathbb{P}_n[\mathfrak{R}_\psi(V_{\sigma_n}\check{f}_{\tau_1}, \eta_n)] \geq \tau\right] \leq 2\exp\left(\frac{-2n\delta_0^2c_1^2}{M^2}\right),$$

which implies that  $V_{\sigma_n}\check{f}_{\tau_1} \in \mathcal{A}_n(\tau)$  with probability at least  $1 - 2\exp\left(\frac{-2n\delta_0^2c_1^2}{M^2}\right)$ .  $\square$

In Lemma S.7, we show that  $\|\widehat{f}\|_{\mathcal{G}}$  is bounded with high probability.

**Lemma S.7**  $\widehat{f}_\tau$  satisfies

$$P\left(\|\widehat{f}_\tau\|_{\mathcal{G}}^2 \leq c\left(\frac{M}{c_1\lambda_n} + \sigma_n^d\right)\right) \geq 1 - 2\exp\left(\frac{-2n\delta_0^2c_1^2}{M^2}\right), \quad (\text{S.16})$$

for any choice of  $c\sigma_n^{-\alpha d}\eta_n^{-1} \leq \delta_0$ . Here, the constant  $c$  in front of  $\sigma_n^d$  only depends on dimension  $d$ , and the constant in front of  $\sigma_n^{-\alpha d}\eta_n^{-1}$  is equal to the constants of the same term in Lemma S.6.

*Proof.* From the last claim of Lemma S.6, we have  $V_{\sigma_n}\check{f}_{\tau-2\delta_0} \in \mathcal{A}_n(\tau)$  holds with probability at least  $1 - 2\exp\left(\frac{-2n\delta_0^2c_1^2}{M^2}\right)$ . Using and (S.11) of Lemma S.5, under the choice of  $(\sigma_n, \eta_n)$  we have

$$\lambda_n\|\widehat{f}\|_{\mathcal{G}}^2 \leq \mathbb{P}_n[\mathfrak{L}_\phi(\widehat{f})] + \lambda_n\|\widehat{f}\|_{\mathcal{G}}^2 \leq \mathbb{P}_n[\mathfrak{L}_\phi(V_{\sigma_n}\check{f}_{\tau-2\delta_0})] + \lambda_n\|V_{\sigma_n}\check{f}_{\tau-2\delta_0}\|_{\mathcal{G}}^2 \leq c\left(\frac{M}{c_1} + \lambda_n\sigma_n^d\right),$$

which gives (S.16).  $\square$

Lemma S.7 implies that, instead of  $\mathcal{A}(\tau)$  and  $\mathcal{A}_n(\tau)$ , we can concentrate on the sets given by

$$\begin{aligned}\mathcal{A}(\tau, \mathcal{C}_n) &= \left\{ f \in \mathcal{G} \left| \|f\|_{\mathcal{G}} \leq \mathcal{C}_n, E[\mathfrak{R}_\psi(f, \eta_n)] \leq \tau \right. \right\}, \\ \mathcal{A}_n(\tau, \mathcal{C}_n) &= \left\{ f \in \mathcal{G} \left| \|f\|_{\mathcal{G}} \leq \mathcal{C}_n, \mathbb{P}_n[\mathfrak{R}_\psi(f, \eta_n)] \leq \tau \right. \right\},\end{aligned}$$

where  $\mathcal{C}_n = c\sqrt{\frac{M}{c_1\lambda_n} + \sigma_n^d}$ . This is because  $\hat{f}$  belongs to them with a high probability.

We further study the relationships among  $\mathcal{A}(\tau, \mathcal{C}_n)$  and  $\mathcal{A}_n(\tau, \mathcal{C}_n)$ . The proof will use a general covering number property for Gaussian RKHS from Steinwart and Scovel (2007), which is stated as Proposition S.1 in S.3.1.4.

**Lemma S.8** *For any  $\delta > 0$  with probability at least  $1 - \exp\left(-\frac{n\delta^2 c_1^2}{2M^2}\right)$ , we have*

$$\mathcal{A}(\tau - \epsilon_n, \mathcal{C}_n) \subset \mathcal{A}_n(\tau, \mathcal{C}_n) \subset \mathcal{A}(\tau + \epsilon_n, \mathcal{C}_n), \quad (\text{S.17})$$

where

$$\epsilon_n = c\sigma_n^{(1-\nu_2/2)(1+\theta_2)d/2} \left( \frac{M}{c_1\lambda_n} + \sigma_n^d \right)^{\nu_2/4} \eta_n^{-\nu_2/2} + \delta$$

for  $0 < \nu_2 \leq 2$  and  $\theta_2 > 0$ . Moreover, let

$$\epsilon'_n = \epsilon_n + c\sigma_n^{-\alpha d} \eta_n^{-1},$$

then for any  $\lambda_n$  and  $\sigma_n$  such that  $\epsilon'_n \leq 2\delta_0$ , we have  $V_{\sigma_n} \check{f}_{\tau-\epsilon'_n} \in \mathcal{A}(\tau - \epsilon_n, \mathcal{C}_n)$  and

$$|E[\mathfrak{L}_\phi(V_{\sigma_n} \check{f}_{\tau-\epsilon'_n})] - E[\mathfrak{L}_\phi(f_{\tau-\epsilon'_n}^*)]| \leq c\sigma_n^{-\alpha d}.$$

Here, the constants in front of  $\sigma_n^{-\alpha d}$  and  $\sigma_n^{-\alpha d} \eta_n^{-1}$  are equal to the constants in Lemma S.7.  $c$  in front of  $\epsilon_n$  is a constant only dependent on  $(M, c_1, \nu_2, \theta_2, d)$ .

*Proof.* To prove (S.17), it is sufficient to show that with probability  $1 - \exp\left(-\frac{n\delta^2 c_1^2}{2M^2}\right)$  we have

$$\sup_{f \in \mathfrak{R}_{\psi, \eta_n} \circ \mathcal{B}_{\mathcal{G}}(\mathcal{C}_n)} |\mathbb{P}_n[f] - E[f]| \leq \epsilon_n, \quad (\text{S.18})$$

where  $\mathfrak{R}_{\psi, \eta_n} \circ \mathcal{B}_{\mathcal{G}}(\mathcal{C}_n) = \{\mathfrak{R}_\psi(f, \eta_n) | f \in \mathcal{B}_{\mathcal{G}}(\mathcal{C}_n)\}$  and  $\mathcal{B}_{\mathcal{G}}(\mathcal{C}_n)$  denotes the closed ball in  $\mathcal{G}$  with radius  $\mathcal{C}_n$ . By Theorem 4.10 from Wainwright (2019), we have that

$$\sup_{f \in \mathfrak{R}_{\psi, \eta_n} \circ \mathcal{B}_{\mathcal{G}}(\mathcal{C}_n)} |\mathbb{P}_n[f] - E[f]| \leq 2\text{Rad}_n(\mathfrak{R}_{\psi, \eta_n} \circ \mathcal{B}_{\mathcal{G}}(\mathcal{C}_n)) + \delta$$

holds with probability  $1 - \exp\left(-\frac{n\delta^2 c_1^2}{2M^2}\right)$ , where  $\text{Rad}_n(\mathcal{F})$  is the Rademacher complexity of some functional set  $\mathcal{F}$  defined as

$$\text{Rad}_n(\mathcal{F}) = E_X E_\epsilon \sup_{f \in \mathcal{F}} \left| \frac{1}{n} \sum_{i=1}^n \epsilon_i f(X_i) \right|, \quad \epsilon_i \sim i.i.d. \ P(\epsilon_i = \pm 1) = 0.5.$$

Following the proof in Example 5.24 from Wainwright (2019), by Dudley's entropy integral the Rademacher complexity is upper bound by

$$\begin{aligned} \text{Rad}_n(\mathfrak{R}_{\psi, \eta_n} \circ \mathcal{B}_{\mathcal{G}}(\mathcal{C}_n)) &\leq E \left[ \frac{24}{\sqrt{n}} \int_0^{2\frac{M}{c_1}} \sqrt{\log \mathcal{N}(\mathfrak{R}_{\psi, \eta_n} \circ \mathcal{B}_{\mathcal{G}}(\mathcal{C}_n), \epsilon, L_2(\mathbb{P}_n))} d\epsilon \right] \\ &\stackrel{(i)}{\leq} E \left[ \frac{24}{\sqrt{n}} \int_0^{2\frac{M}{c_1}} \sqrt{\log \mathcal{N}\left(\mathcal{B}_{\mathcal{G}}, \frac{\eta_n c_1}{M C_n} \epsilon, L_2(\mathbb{P}_n)\right)} d\epsilon \right] \\ &\stackrel{(ii)}{\leq} c \sigma_n^{(1-\nu_2/2)(1+\theta_2)d/2} \left( \frac{M}{c_1 \lambda_n} + c_d^2 \sigma_n^d \right)^{\nu_2/4} \eta_n^{-\nu_2/2}, \end{aligned} \quad (\text{S.19})$$

where to obtain (i) we have used the fact that  $\mathfrak{R}_{\psi, \eta_n}$  is a Lipschitz function of  $f$  with Lipschitz constant  $\frac{M}{c_1 \eta_n}$ , and in (ii) we used the covering number property of  $\mathcal{B}_{\mathcal{G}}$  stated in Proposition S.1.

For the second part of the lemma,  $V_{\sigma_n} \check{f}_{\tau-\epsilon'_n} \in \mathcal{A}(\tau - \epsilon_n, \mathcal{C}_n)$  is a direct conclusion of (S.13) from Lemma S.6 since

$$\begin{aligned} &E[\mathfrak{R}(V_{\sigma_n} \check{f}_{\tau-\epsilon'_n}, \eta_n)] \\ &\leq |E[\mathfrak{R}(V_{\sigma_n} \check{f}_{\tau-\epsilon'_n}, \eta_n)] - E[\mathfrak{R}(V_{\sigma_n} f_{\tau-\epsilon'_n}^*, \eta_n)]| + |E[\mathfrak{R}(V_{\sigma_n} f_{\tau-\epsilon'_n}^*, \eta_n)]| \\ &\leq \tau - \epsilon'_n + c \sigma_n^{-\alpha d} = \tau - \epsilon_n. \end{aligned}$$

Note that for any  $f_1, f_2 : \mathcal{H} \rightarrow [-1, 1]$  we always have

$$\begin{aligned} &|E[\mathfrak{L}_\phi(f_1)] - E[\mathfrak{L}_\phi(f_2)]| \\ &= E \left[ E[Y|H, A=1][\phi(f_1(H)) - \phi(f_2(H))] + E[Y|H, A=-1][\phi(-f_1(H)) - \phi(-f_2(H))] \right] \\ &= E[\delta_Y(H)[f_1(H) - f_2(H)]] \\ &\leq E[|\delta_Y(H)| |f_1(H) - f_2(H)|]. \end{aligned}$$

Hence, using (S.12) in Lemma S.5 and Assumption 5 we have

$$\begin{aligned} &|E[\mathfrak{L}_\phi(V_{\sigma_n} \check{f}_{\tau-\epsilon'_n})] - E[\mathfrak{L}_\phi(f_{\tau-\epsilon'_n}^*)]| \leq \\ &8E[|\delta_Y(H)| e^{-\sigma_n^2 \Delta_{\tau-\epsilon'_n}^2(h)/2d}] \leq 8MK(2d)^{\alpha d/2} \sigma_n^{-\alpha d} = c \sigma_n^{-\alpha d}. \end{aligned}$$

This completes the proof for the lemma.  $\square$

As a corollary of Lemma S.8, we can establish risk error bound (S.9) stated in Theorem S.2 for  $T = 1$ . We stated this results as Corollary S.1 below

**Corollary S.1** *Suppose  $(\sigma_n, \eta_n)$  satisfy the requirement in Lemma S.7, then for any  $0 < \nu_2 \leq 2$ ,  $\theta_2 > 0$  and  $\delta > 0$  with probability at least  $1 - 2 \exp\left(\frac{-2n\delta_0^2 c_1^2}{M^2}\right) - 2 \exp\left(-\frac{n\delta^2 c_1^2}{2M^2}\right)$  we have*

$$E\left[\frac{R\mathbb{I}(A\hat{f}(H_t) > 0)}{p(A|H)}\right] \leq \tau + \delta + cn^{-1/2}\sigma_n^{(1-\nu_2/2)(1+\theta_2)d/2}\left(\frac{M}{c_1\lambda_n} + \sigma_n^{d_t}\right)^{\nu_2/4}\eta_n^{-\nu_2/2}.$$

Here,  $c$  is a constant only depends on  $(M, c_1, \nu_2, \theta_2, d)$ .

*Proof.* Lemma S.7 implies that  $\hat{f}$  is bounded by  $\mathcal{C}_n$  with probability at least  $1 - 2 \exp\left(\frac{-2n\delta_0^2 c_1^2}{M^2}\right)$ . Moreover, the concentration inequality (S.18) of Lemma S.8 implies that

$$E[\mathfrak{R}_\psi(f, \eta_n)] - \mathbb{P}_n[\mathfrak{R}_\psi(f, \eta_n)] \leq \delta + cn^{-1/2}\sigma_n^{(1-\nu_2/2)(1+\theta_2)d/2}\left(\frac{M}{c_1\lambda_n} + \sigma_n^{d_t}\right)^{\nu_2/4}\eta_n^{-\nu_2/2}$$

holds with probability at least  $1 - 2 \exp\left(-\frac{n\delta^2 c_1^2}{2M^2}\right)$  for any  $\delta > 0$  and  $f \in \mathcal{B}_G(\mathcal{C}_n)$ . The result holds since  $\mathbb{P}_n[\mathfrak{R}_\psi(\hat{f}, \eta_n)] \leq \tau$  by definition and note that

$$E\left[\frac{R\mathbb{I}(A\hat{f}(H) > 0)}{p(A|H)}\right] \leq E[\mathfrak{R}_\psi(\hat{f}, \eta_n)].$$

□

Lemma S.8 indicates that

$$V_{\sigma_n}\check{f}_{\tau-\epsilon'_n} \in \mathcal{A}(\tau - \epsilon_n, \mathcal{C}_n) \subseteq \mathcal{A}_n(\tau, \mathcal{C}_n)$$

with high probability. In Lemma S.9, we will show that  $V_{\sigma_n}\check{f}_{\tau-\epsilon'_n}$  can be used to quantify the approximation bias causing by RKHS.

**Lemma S.9** *Under the condition of Lemma S.8, we have*

$$\inf_{f \in \mathcal{A}(\tau - \epsilon_n, \mathcal{C}_n)} (E[\mathfrak{L}_\phi(f)] + \lambda_n \|f\|_{\mathcal{G}}^2 - E[\mathfrak{L}_\phi(f_{\tau-\epsilon'_n}^*)]) \leq \xi_n^{(2)}.$$

*Proof.* Let  $\check{f}_{\tau-\epsilon'_n} = (\sigma_n^2/\pi)^{d/4}\bar{f}_{\tau-\epsilon'_n}$ , then from Lemma S.8 we have

$$|E[\mathfrak{L}_\phi(V_{\sigma_n}\check{f}_{\tau-\epsilon'_n})] - E[\mathfrak{L}_\phi(f_{\tau-\epsilon'_n}^*)]| \leq c\sigma_n^{-\alpha d},$$

and  $V_{\sigma_n} \check{f}_{\tau-\epsilon'_n} \in \mathcal{A}(\tau - \epsilon_n, \mathcal{C}_n)$ . Moreover, (S.11) from Lemma S.5 gives that  $\|V_{\sigma_n} \check{f}_{\tau-\epsilon'_n}\|_{\mathcal{G}}^2 \leq c\sigma_n^d$ . Hence, we have

$$\begin{aligned}
& \inf_{f \in \mathcal{A}(\tau - \epsilon_n)} [E[\mathfrak{L}_\phi(f)] + \lambda_n \|f\|_{\mathcal{G}}^2 - E[\mathfrak{L}_\phi(f_{\tau-\epsilon'_n}^*)]] \\
&= \inf_{f \in \mathcal{A}(\tau - \epsilon_n)} [E[\mathfrak{L}_\phi(f)] + \lambda_n \|f\|_{\mathcal{G}}^2 - E[\mathfrak{L}_\phi(V_{\sigma_n} \check{f}_{\tau-\epsilon'_n})] - \lambda_n \|V_{\sigma_n} \check{f}_{\tau-\epsilon'_n}\|_{\mathcal{G}}^2] + \lambda_n \|V_{\sigma_n} \check{f}_{\tau-\epsilon'_n}\|_{\mathcal{G}}^2 \\
&\quad + E[\mathfrak{L}_\phi(V_{\sigma_n} \check{f}_{\tau-\epsilon'_n})] - E[\mathfrak{L}_\phi(f_{\tau-\epsilon'_n}^*)]] \\
&\leq c(\lambda_n \sigma_n^d + \sigma_n^{-\alpha d}) \equiv \xi_n^{(2)}.
\end{aligned}$$

□

### S.3.1.3 Completing the proof to Theorem S.2 for $T = 1$

We first establish the error bound for excessive risk (S.8). Since the Fisher consistency of Theorem S.1 indicates  $\mathcal{V}(g^*) = \mathcal{V}(f_\tau^*)$  and using the excessive risk inequality in Lemma S.3 we have

$$\mathcal{V}(f_\tau^*) - \mathcal{V}(\hat{f}) \leq E[\mathcal{V}_\phi(f_\tau^*, H)] - E[\mathcal{V}_\phi(\hat{f}, H)] + M\eta_n,$$

the proof is completed if we can show

$$E[\mathcal{V}_\phi(f_\tau^*, H)] - E[\mathcal{V}_\phi(\hat{f}, H)] = E[\mathfrak{L}_\phi(\hat{f})] - E[\mathfrak{L}_\phi(f_\tau^*)] \leq \xi_n + 2\lambda_0 \epsilon'_n = \xi_n + c\epsilon'_n \quad (\text{S.20})$$

holds with probability at least  $1 - h(n, x)$ , where  $\lambda_0$  denotes the  $\lambda^*$ -value for  $(\tau - 2\delta_0)$  which is a constant only depends on  $(\tau, \delta_0)$ .

According to Lemma S.7, we have shown that  $\|\hat{f}\|_{\mathcal{G}}$  is bounded by  $\mathcal{C}_n = c\sqrt{\frac{M}{c_1\lambda_n} + \sigma_n^d}$  with probability least  $1 - 2\exp\left(\frac{-2n\delta_0^2 c_1^2}{M^2}\right)$ . Hence, similar to proof of Corollary S.1, we can restrict to set  $\mathcal{B}_{\mathcal{G}}(\mathcal{C}_n)$ , and replace  $\mathcal{A}(\tau)$  and  $\mathcal{A}_n(\tau)$  by  $\mathcal{A}(\tau, \mathcal{C}_n)$  and  $\mathcal{A}_n(\tau, \mathcal{C}_n)$  correspondingly.

To prove (S.20), we note that the left hand side of the inequality can be composed as

$$\begin{aligned}
& E[\mathfrak{L}_\phi(\hat{f})] - E[\mathfrak{L}_\phi(f_\tau^*)] \\
& \leq E[\mathfrak{L}_\phi(\hat{f})] + \lambda_n \|\hat{f}\|_{\mathcal{G}}^2 - E[\mathfrak{L}_\phi(f_\tau^*)] \\
& \leq E[\mathfrak{L}_\phi(\hat{f})] + \lambda_n \|\hat{f}\|_{\mathcal{G}}^2 - \inf_{f \in \mathcal{A}_n(\tau, \mathcal{C}_n)} (E[\mathfrak{L}_\phi(f)] + \lambda_n \|f\|_{\mathcal{G}}^2) \\
& \quad + \inf_{f \in \mathcal{A}_n(\tau, \mathcal{C}_n)} (E[\mathfrak{L}_\phi(f)] + \lambda_n \|f\|_{\mathcal{G}}^2) - E[\mathfrak{L}_\phi(f_\tau^*)] \\
& \leq \underbrace{E[\mathfrak{L}_\phi(\hat{f})] + \lambda_n \|\hat{f}\|_{\mathcal{G}}^2 - \inf_{f \in \mathcal{A}_n(\tau, \mathcal{C}_n)} (E[\mathfrak{L}_\phi(f)] + \lambda_n \|f\|_{\mathcal{G}}^2)}_{(I)} \\
& \quad + \underbrace{\inf_{f \in \mathcal{A}_n(\tau, \mathcal{C}_n)} (E[\mathfrak{L}_\phi(f)] + \lambda_n \|f\|_{\mathcal{G}}^2) - \inf_{f \in \mathcal{A}(\tau - \epsilon_n, \mathcal{C}_n)} (E[\mathfrak{L}_\phi(f)] + \lambda_n \|f\|_{\mathcal{G}}^2)}_{(II)} \\
& \quad + \underbrace{\inf_{f \in \mathcal{A}(\tau - \epsilon_n, \mathcal{C}_n)} (E[\mathfrak{L}_\phi(f)] + \lambda_n \|f\|_{\mathcal{G}}^2) - E[\mathfrak{L}_\phi(f_{\tau - \epsilon'_n}^*)]}_{(III)} + \underbrace{E[\mathfrak{L}_\phi(f_{\tau - \epsilon'_n}^*)] - E[\mathfrak{L}_\phi(f_\tau^*)]}_{(IV)}.
\end{aligned} \tag{S.21}$$

Using the inclusion result from Lemma S.8, we have

$$\mathcal{A}(\tau - \epsilon_n, \mathcal{C}_n) \subseteq \mathcal{A}_n(\tau, \mathcal{C}_n) \subseteq \mathcal{A}(\tau + \epsilon_n, \mathcal{C}_n)$$

holds with probability no more than  $2 \exp(-\frac{n\delta_0^2 c_1^2}{2M^2})$ , and  $\mathcal{A}(\tau - \epsilon_n, \mathcal{C}_n) \subseteq \mathcal{A}_n(\tau, \mathcal{C}_n)$  implies  $(II) < 0$ . In addition,  $\mathcal{A}_n(\tau, \mathcal{C}_n) \subseteq \mathcal{A}(\tau + \epsilon_n, \mathcal{C}_n)$  implies that

$$\begin{aligned}
& E[\mathfrak{L}_\phi(\hat{f})] - E[\mathfrak{L}_\phi(f_\tau^*)] \\
& \geq E[\mathfrak{L}_\phi(\hat{f})] - E[\mathfrak{L}_\phi(f_{\tau + \epsilon'_n}^*)] + E[\mathfrak{L}_\phi(f_{\tau + \epsilon'_n}^*)] - E[\mathfrak{L}_\phi(f_\tau^*)] \\
& \geq E[\mathfrak{L}_\phi(f_{\tau + \epsilon'_n}^*)] - E[\mathfrak{L}_\phi(f_\tau^*)].
\end{aligned}$$

which provides a lower bound for the difference of the surrogate reward between  $\hat{f}$  and  $f_\tau^*$ . Using the approximation bias obtained in Lemma S.9,  $(III)$  is bounded by  $\xi_n^{(2)}$ . For term  $(IV)$ , using the Lipschitz continuity property of the value function obtained in Lemma S.4 we have

$$|E[\mathfrak{L}_\phi(f_{\tau - \epsilon'_n}^*)] - E[\mathfrak{L}_\phi(f_\tau^*)]| \leq 2\lambda_0 \epsilon'_n.$$

Hence, it remains to derive the bound for  $(I)$ . To this end, we define

$$\tilde{f}_\tau = \arg \min_{f \in \mathcal{A}(\tau)} E[\mathfrak{L}_\phi(f)] + \lambda_n \|f\|_{\mathcal{G}}^2, \tag{S.22}$$

and apply Proposition S.2 for  $\mathcal{L}(f) = \mathfrak{L}_\phi(f) + \lambda_n \|f\|_{\mathcal{G}}^2$ ,

$$\mathcal{W}_{(X_1, \dots, X_n)} = \{\mathcal{L}(f) - \mathcal{L}(\tilde{f}_\tau) | f \in \mathcal{A}_n(\tau, \mathcal{C}_n)\},$$

and

$$\mathcal{W} = \{\mathcal{L}(f) - \mathcal{L}(\tilde{f}_\tau) | f \in \mathcal{B}_{\mathcal{G}}(\mathcal{C}_n)\}.$$

By similar argument used in Lemma S.7, we can show that  $\|\tilde{f}\|_{\mathcal{G}} \leq \mathcal{C}_n$  for any choice of  $c\sigma_n^{-ad}\eta_n^{-1} \leq \delta_0$  and consequently we can replace  $\mathcal{A}(\tau)$  by  $\mathcal{A}(\tau, \mathcal{C}_n)$  in (S.22).

Proposition S.2 requires  $\|w\|_\infty$  is uniformly bounded by some constant  $B$  for any  $w \in \mathcal{W}$  and the  $\epsilon$ -covering number of  $\mathcal{N}(B^{-1}\mathcal{W}, \epsilon, L_2(\mathbb{P}_n))$  is uniformly bounded with polynomial order of  $\epsilon^{-1}$ . To verify the first condition, using the property of Gaussian RKHS we have  $\|f\|_\infty \leq \|f\|_{\mathcal{G}}$  for all  $f \in \mathcal{B}_{\mathcal{G}}(\mathcal{C}_n)$  and it follows that

$$\begin{aligned} \|\mathcal{L}(f) - \mathcal{L}(\tilde{f}_\tau)\|_\infty &\leq \frac{M}{c_1} \|f - \tilde{f}_\tau\|_\infty + \lambda_n \|\tilde{f}_\tau\|_{\mathcal{G}}^2 + \lambda_n \|f\|_{\mathcal{G}}^2 \\ &\leq \frac{2cM}{c_1} \sqrt{\frac{M}{c_1\lambda_n} + \sigma_n^d} + 2c^2\lambda_n \left( \frac{M}{c_1\lambda_n} + \sigma_n^d \right) = B, \end{aligned}$$

which gives the choice of  $B$ . Moreover, from the sub-additivity of entropy we have

$$\begin{aligned} \log \mathcal{N}(B^{-1}\mathcal{W}, 2\epsilon, L_2(\mathbb{P}_n)) &\leq \underbrace{\log \mathcal{N}(B^{-1}\{\mathfrak{L}_\phi(f) : f \in \mathcal{B}_{\mathcal{G}}(\mathcal{C}_n), \epsilon, L_2(\mathbb{P}_n)\})}_{(V)} \\ &\quad + \underbrace{\log \mathcal{N}(B^{-1}\{\lambda_n \|f\|_{\mathcal{G}}^2 : f \in \mathcal{B}_{\mathcal{G}}(\mathcal{C}_n), \epsilon, L_2(\mathbb{P}_n)\})}_{(VI)}. \end{aligned}$$

For (V) we have

$$\begin{aligned} (V) &\leq \log \mathcal{N}(\mathcal{B}_{\mathcal{G}}(\mathcal{C}_n), \frac{c_1 B \epsilon}{M}, L_2(\mathbb{P}_n)) \\ &= \log \mathcal{N}(\mathcal{B}_{\mathcal{G}}, \frac{c_1 B \epsilon}{M} \left( c \sqrt{\frac{M}{c_1 \lambda_n} + \sigma_n^d} \right)^{-1}, L_2(\mathbb{P}_n)) \\ &\leq \log \mathcal{N}(\mathcal{B}_{\mathcal{G}}, 2\epsilon, L_2(\mathbb{P}_n)), \end{aligned}$$

since  $\mathfrak{L}$  is a 1-Lipschitz function of  $f$  and  $\frac{c_1 B \epsilon}{M} \left( c \sqrt{\frac{M}{c_1 \lambda_n} + \sigma_n^d} \right)^{-1} \geq 2$  for sufficient small  $\lambda_n$  and large  $\sigma_n$ . For (VI) we have

$$(VI) \leq \log \left( c \sqrt{\frac{M}{c_1 \lambda_n} + \sigma_n^d} / (B\epsilon) \right) = \log \left( c \sqrt{\frac{M}{c_1 \lambda_n} + \sigma_n^d} / B \right) - \log \epsilon \leq -\log \epsilon.$$

Combining the upper bound of (V) and (VI) and using the covering number property for  $\log \mathcal{N}(\mathcal{B}_{\mathcal{G}}, \epsilon, L_2(\mathbb{P}_n))$  given in Proposition S.1, we have

$$\begin{aligned} \sup_{\mathbb{P}_n} \log \mathcal{N}(B^{-1}\mathcal{W}, 2\epsilon, L_2(\mathbb{P}_n)) &\leq \sup_{\mathbb{P}_n} \log \mathcal{N}(\mathcal{B}_{\mathcal{G}}, 2\epsilon, L_2(\mathbb{P}_n)) - \log \epsilon \\ &\leq c\epsilon^{-\nu_1}, \end{aligned}$$

for any  $\sigma_n > 0$ ,  $0 < \nu_1 < 2$ ,  $\theta_1 > 0$ ,  $\epsilon > 0$  and some positive constant  $c$  which only depends on  $(\nu_1, \theta_1, d)$ . This implies that

$$\sup_{\mathbb{P}_n} \log \mathcal{N}(B^{-1}\mathcal{W}, \epsilon, L_2(\mathbb{P}_n)) \leq c\sigma_n^{(1-\nu_1/2)(1+\theta_1)d} \epsilon^{-\nu_1}.$$

Therefore, let  $B = \frac{2cM}{c_1} \sqrt{\frac{M}{c_1\lambda_n} + \sigma_n^d} + 2c^2\lambda_n \left( \frac{M}{c_1\lambda_n} + \sigma_n^d \right)$  and  $l = c\sigma_n^{(1-\nu_1/2)(1+\theta_1)d}$ , Proposition S.2 implies that

$$P^*([E[\mathfrak{L}_\phi(\widehat{f})] + \lambda_n \|\widehat{f}\|_{\mathcal{G}}^2 - \inf_{f \in \mathcal{A}_n(\tau, C_n)} (E[\mathfrak{L}_\phi(f)] + \lambda_n \|f\|_{\mathcal{G}}^2)] \geq \xi_n^{(1)}) \leq e^{-x},$$

where

$$\xi_n^{(1)} = c \left( \frac{2M}{c_1} \sqrt{\frac{M}{c_1\lambda_n} + \sigma_n^d} + 2\lambda_n \left( \frac{M}{c_1\lambda_n} + \sigma_n^d \right) \right) n^{-1/2} (\sigma_n^{(1-\nu_1/2)(1+\theta_1)d/2} + 2\sqrt{2x} + 2x/\sqrt{n})$$

for some positive  $c$  only depends on  $(\nu_1, \theta_1, d)$ . The risk inequality (S.9) is guaranteed by Corollary S.1 and this completes the proof for  $T = 1$ .

### S.3.1.4 Statement of Propositions

In this section, we give complete statement of all general propositions used for establishing Theorem S.2. The first proposition states that the  $\epsilon$ -covering number of  $\mathcal{B}_{\mathcal{G}}$  under  $L_2(\mathbb{P}_n)$  is uniformly with polynomial order in terms of  $\sigma_n$  and  $\epsilon$ . This result was first established as Theorem 2.1 in Steinwart et al. (2006).

**Proposition S.1** (*Steinwart and Scovel (2007, Theorem 2.1)*) *For any  $\epsilon > 0$ , we have*

$$\sup_{\mathbb{P}_n} \log \mathcal{N}(\mathcal{B}_{\mathcal{G}}, \epsilon, L_2(\mathbb{P}_n)) \leq c\sigma_n^{(1-\nu/2)(1+\theta)d} \epsilon^{-\nu}$$

*for any  $0 < \nu \leq 2$  and  $\theta > 0$ . Here,  $\mathcal{B}_{\mathcal{G}}$  is the closed unit ball in  $\mathcal{G}$  w.r.t.  $\|\cdot\|_{\mathcal{G}}$  and  $\mathcal{N}(\cdot, \epsilon, L_2(\mathbb{P}_n))$  is the covering number of  $\epsilon$ -ball w.r.t. empirical  $L_2(\mathbb{P}_n)$  norm*

$$\|f\|_{L_2(\mathbb{P}_n)} = \left( \frac{1}{n} \sum_{i=1}^n f(X_i)^2 \right)^{1/2}.$$

*$c$  is a constant only depends on  $(\nu, \theta, d)$ .*



Proposition S.2 quantifies the stochastic error of  $\hat{f}$ . The proof of Proposition S.2 relies on first verifying Proposition S.3 which is a weaker generalization of Theorem 5.6 of Steinwart and Scovel (2007) to allow the range of  $\hat{f}$  to be a subset depending on the sample. We give the proof of Proposition S.3 after proving Proposition S.2, and two preliminary results used to establish Proposition S.3 are stated as Proposition S.4 and Proposition S.5 in the end of this section.

To state Proposition S.2, we use  $\mathcal{L}$  to denote any loss function from space  $\mathcal{Z} \times \mathcal{F}$  to  $\mathbb{R}$  and  $P$  to denote the probability distribution on  $\mathcal{Z}$ . In this section, we abuse the notation and use  $f^*$  and  $\hat{f}$  to denote the true and empirical minimizer under loss function  $\mathcal{L}$ , i.e.,

$$f^* = \arg \min_{f \in \mathcal{F}} E[\mathcal{L}(f)], \quad \hat{f} = \arg \min_{f \in \mathcal{F}} \mathbb{P}_n[\mathcal{L}(f)].$$

**Proposition S.2** (*Bounding Stochastic Error*) *Let  $\mathcal{L}$  be a loss function from space  $\mathcal{Z} \times \mathcal{F}$  to  $\mathbb{R}$ . Let  $P$  be a probability measure on  $\mathcal{Z}$  and  $\mathcal{F}$  be a set of bounded measurable functions from  $\mathcal{Z}$  to  $\mathbb{R}$ . Suppose that we have a set of functional sets  $\{F_{(z_1, \dots, z_n)}\}_{(z_1, \dots, z_n) \in \mathcal{Z}^n}$  and for any index  $(z_1, \dots, z_n)$  we have  $\mathcal{F}_{(z_1, \dots, z_n)} \subset \mathcal{F}$ . Let*

$$\mathcal{W} = \{\mathcal{L}(f) - \mathcal{L}(f^*) | f \in \mathcal{F}\}.$$

*If there exists  $B > 0$  such that  $\|w\|_\infty \leq B$  for all  $w \in \mathcal{W}$  and  $\mathcal{W}$  is separable w.r.t.  $\|\cdot\|_\infty$ . Moreover, there are constants  $n \geq l \geq 1$  and  $0 < p < 2$  such that*

$$\sup_{\mathbb{P}_n} \log \mathcal{N}(B^{-1}\mathcal{W}, \epsilon, L_2(\mathbb{P}_n)) \leq l\epsilon^{-p}$$

*for any  $\epsilon > 0$ . Then there exists  $c > 0$  depending only on  $p$  such that for any  $n \geq 1$ ,  $h \geq 1$  we have*

$$P^*(E[\mathcal{L}(\hat{f})] > E[\mathcal{L}(f^*)] + c\zeta_n(l, B, h)) \leq e^{-h},$$

*where*

$$\zeta_n(l, B, h) = 6cB \left(\frac{l}{n}\right)^{1/2} + 2\sqrt{2}B\sqrt{\frac{h}{n}} + 2B\frac{h}{n}.$$

*Proof.* Applying Proposition S.3 to set  $\mathcal{W} = \mathcal{F}$  and

$$\mathcal{W}_{(z_1, \dots, z_n)} = \{\mathcal{L}(f) - \mathcal{L}(f^*) | f \in \mathcal{F}_{(z_1, \dots, z_n)}\},$$

we have

$$P^*(E[\mathcal{L}(\hat{f})] > E[\mathcal{L}(f^*)] + c\zeta_n)$$

$$\begin{aligned} &\leq P^*(\exists w \in \mathcal{W}_{(Z_1, \dots, Z_n)} \text{ with } \mathbb{P}_n(w) \leq 0 \text{ we have } E(w) \geq \zeta_n) \\ &\leq e^{-h}, \end{aligned}$$

where  $\zeta_n = 3E \sup_{s \in \mathcal{S}} \mathbb{P}_n(s) + 2\sqrt{2}B\sqrt{\frac{h}{n}} + 2B\frac{h}{n}$  and  $\mathcal{S}$  are defined in statement of Proposition S.3. Hence, the result is proved if we can show that under additional covering number assumption,  $\zeta_n$  is upper bounded by  $\zeta_n(l, B, h)$ . To give an upper bound of  $E \sup_{s \in \mathcal{S}} \mathbb{P}_n(s)$ , it is worth noticing that by the definition of  $\mathcal{S}$  in Proposition S.3 we have

$$E \sup_{s \in \mathcal{S}} \mathbb{P}_n(s) \leq E \sup_{w \in \mathcal{W}, E(w^2) \leq B^2} |E(w) - \mathbb{P}_n(w)| = \omega_n(\mathcal{W}, B^2),$$

where  $\omega_n(\mathcal{W}, \xi)$  is the modulus of the continuity of  $\mathcal{W}$ . Define the local Rademacher complexity of  $\mathcal{W}$  to be

$$\text{Rad}_n(\mathcal{W}, \xi) = E_Z E_\epsilon \sup_{w \in \mathcal{W}, E(w^2) \leq \xi} \left| \frac{1}{n} \sum_{i=1}^n \epsilon_i f(Z_i) \right|,$$

where  $\{\epsilon_i\}$  are  $n$  i.i.d. Rademacher random variables. According to van der Vaart and Wellner (1996), we have

$$\omega_n(\mathcal{W}, \xi) \leq 2\text{Rad}_n(\mathcal{W}, \xi).$$

Using the property that  $\forall r > 0$

$$\text{Rad}_n(r\mathcal{W}, \xi) = r\text{Rad}_n(\mathcal{W}, r^{-2}\xi)$$

and applying Proposition 5.5 of Steinwart and Scovel (2007), which is stated as Proposition S.4, under the assumption on the covering number of  $\mathcal{W}$ , we have

$$E \sup_{s \in \mathcal{S}} \mathbb{P}_n(s) \leq \omega_n(\mathcal{W}, B^2) \leq 2\text{Rad}_n(\mathcal{W}, B^2) \leq 2B\text{Rad}_n(B^{-1}\mathcal{W}, 1) \leq 2cB\left(\frac{l}{n}\right)^{1/2}.$$

□

**Proposition S.3** *Let  $P$  be a probability measure on  $\mathcal{Z}$  and  $\mathcal{W}$  be a set of bounded measurable functions from  $\mathcal{Z}$  to  $\mathbb{R}$ . Suppose that we have a set of functional sets  $\{\mathcal{W}_{(z_1, \dots, z_n)}\}_{(z_1, \dots, z_n) \in \mathcal{Z}^n}$  and for any index  $(z_1, \dots, z_n)$  we have  $\mathcal{W}_{(z_1, \dots, z_n)} \subset \mathcal{W}$ . Let  $(Z_1, \dots, Z_n)$  be  $n$  i.i.d. sample drawn from  $P$ . Suppose that  $\mathcal{W}$  is separable w.r.t.  $\|\cdot\|_\infty$  and  $\|w\|_\infty \leq B < \infty$  for all  $w \in \mathcal{W}$ . Let  $\mathcal{S} = \{E(w) - w : w \in \mathcal{W}\}$ . Then for all  $n \geq 1$ ,  $h \geq 1$  and*

$$\zeta_n = 3E \sup_{s \in \mathcal{S}} \mathbb{P}_n(s) + 2\sqrt{2}B\sqrt{\frac{h}{n}} + 2B\frac{h}{n},$$

we have

$$P^*(\text{for all } w \in \mathcal{W}_{(z_1, \dots, z_n)} \text{ with } \mathbb{P}_n(w) \leq 0 \text{ we have } E(w) \leq \zeta_n) \geq 1 - e^{-h}.$$

*Proof.* Let us define  $\mathcal{S}_{(z_1, \dots, z_n)} = \{E(w) - w : w \in \mathcal{W}_{(z_1, \dots, z_n)}\}$ , by the assumption of  $\mathcal{W}$  it is obvious that  $\mathcal{S}_{(z_1, \dots, z_n)} \subset \mathcal{S}$  with  $E(s) = 0$ ,  $\|s\|_\infty \leq 2B$  and  $E(s^2) \leq 4B^2$  for all  $s \in \mathcal{S}$ . Moreover, it is also easy to verify that  $\mathcal{S}$  is separable w.r.t.  $\|\cdot\|_\infty$  given  $\mathcal{W}$  is separable w.r.t.  $\|\cdot\|_\infty$ . Note that

$$\begin{aligned} & P^*(\exists w \in \mathcal{W}_{(z_1, \dots, z_n)} \text{ with } \mathbb{P}_n(w) \leq 0 \text{ we have } E(w) \geq \zeta_n) \\ & \leq P^*(\exists w \in \mathcal{W}_{(z_1, \dots, z_n)} \text{ with } E(w) - \mathbb{P}_n(w) \geq \zeta_n) \\ & \leq P^n\left(\sup_{s \in \mathcal{S}_{(z_1, \dots, z_n)}} \mathbb{P}_n(s) \geq \zeta_n\right) \\ & \leq P^n(\sup_{s \in \mathcal{S}} \mathbb{P}_n(s) \geq \zeta_n). \end{aligned}$$

Using Theorem 5.3 from Steinwart and Scovel (2007), which is stated as Proposition S.5, with  $b = 2B$  and  $\iota = 4B^2$ , we have

$$\begin{aligned} & P^n(\sup_{s \in \mathcal{S}} \mathbb{P}_n(s) \geq \zeta_n) \\ & \leq P^n\left(\sup_{s \in \mathcal{S}} \mathbb{P}_n(s) \geq 3E\sup_{s \in \mathcal{S}} \mathbb{P}_n(s) + 2\sqrt{2}B\sqrt{\frac{h}{n}} + 2B\frac{h}{n}\right) \leq e^{-h}. \end{aligned}$$

□

**Proposition S.4** (Steinwart and Scovel (2007, Proposition 5.5)) *Let  $\mathcal{W}$  be a class of measurable functions from  $Z$  to  $[-1, 1]$  which is separable w.r.t.  $\|\cdot\|_\infty$  and let  $P$  be a probability measure on  $Z$ . Assume that there are constants  $q > 0$  and  $0 < p < 2$  with*

$$\sup_{\mathbb{P}_n} \log N(\mathcal{W}, \epsilon, L_2(\mathbb{P}_n)) \leq q\epsilon^{-p}$$

*for all  $\epsilon > 0$ . Then there exists a constant  $c$  depending only on  $p$  such that for all  $n \geq 1$  and all  $\epsilon > 0$  we have*

$$\text{Rad}_n(\mathcal{W}, \epsilon) \leq c \left\{ \epsilon^{1/2-p/4} \left(\frac{q}{n}\right)^{1/2}, \left(\frac{q}{n}\right)^{2/(2+p)} \right\}.$$

**Proposition S.5** (Steinwart and Scovel (2007, Theorem 5.3)) *Let  $P$  be a probability measure on  $Z$  and  $\mathcal{W}$  be a set of bounded measurable functions from  $Z$  to  $\mathbb{R}$  which is*

separable w.r.t.  $\|\cdot\|_\infty$  and satisfies  $E(w) = 0$  for all  $w \in \mathcal{W}$ . Furthermore, let  $b > 0$  and  $\iota \geq 0$  be constants with  $\|w\|_\infty \leq b$  and  $E(w^2) \leq \iota$  for all  $w \in \mathcal{W}$ . Then for all  $x \geq 1$  and all  $n \geq 1$  we have

$$P^n \left( \sup_{w \in \mathcal{W}} \mathbb{P}_n(w) > 3E \sup_{w \in \mathcal{W}} \mathbb{P}_n(w) + \sqrt{\frac{2x\iota}{n}} + \frac{bx}{n} \right) \leq e^{-x}.$$

### S.3.2 Proof of Theorem S.2 for $T \geq 2$

We first prove (S.8) is Theorem S.2. To this end, we define

$$\mathfrak{L}_{\phi,t}(f_t; f_{t+1}, \dots, f_T) = E \left[ \frac{(Y_t + U_{t+1}(H_{t+1}; f_{t+1}, \dots, f_T))}{p(A_t|H_t)} \phi(A_t f_t(H_t)) \right],$$

and

$$\tilde{V}_t = \sup_{f_t \in \mathcal{A}_t(\tau_t)} \mathcal{V}_t(f_t, \hat{f}_{t+1}, \dots, \hat{f}_T), \quad (\text{S.23})$$

where

$$\mathcal{V}_t(g_t, \dots, g_T) = E \left[ \frac{(\sum_{j=t}^T Y_j) \prod_{j=t}^T \mathbb{I}(A_j g_j(H_j) > 0)}{\prod_{j=t}^T p(A_j|H_j)} \right].$$

Note that the Fisher consistency in Theorem 1 indicates that  $\mathcal{V}_t(g_t^*, \dots, g_T^*) = \mathcal{V}_t(f_t^*, \dots, f_T^*)$ , and it is equivalent to derive an upper bound for  $\mathcal{V}_t(f_t^*, \dots, f_T^*) - \mathcal{V}_t(\hat{f}_t, \dots, \hat{f}_T)$ .

First, note that by repeating the same argument for  $T = 1$ , we can show  $\|\hat{f}_t\|_{\mathcal{G}}$  is bounded by  $\mathcal{C}_{n,t} = c \sqrt{\frac{(T-1+t)M}{c_1 \lambda_{n,t}} + \sigma_{n,t}^{d_t}}$  with probability at least  $1 - 2 \exp \left( - \frac{2n\delta_{0,t}^2 c_1^2}{(T-t+1)^2 M^2} \right)$  for any  $t = 1, \dots, T$ . Hence, we can replace  $\mathcal{A}_t(\tau_t)$  in (S.23) by  $\mathcal{A}_t(\tau_t, \mathcal{C}_{n,t})$  and obtain

$$\begin{aligned} & \mathcal{V}_t(f_t^*, \dots, f_T^*) - \mathcal{V}_t(\hat{f}_t, \dots, \hat{f}_T) \\ &= \mathcal{V}_t(f_t^*, \dots, f_T^*) - \tilde{V}_t + \tilde{V}_t - \mathcal{V}_t(\hat{f}_t, \dots, \hat{f}_T) \\ &\leq \underbrace{\mathcal{V}_t(f_t^*, \dots, f_T^*) - \tilde{V}_t}_{(I)} + \underbrace{\mathfrak{L}_{\phi,t}(\hat{f}_t; \hat{f}_{t+1}, \dots, \hat{f}_T) - \inf_{f_t \in \mathcal{A}_t(\tau_t, \mathcal{C}_{n,t})} \mathfrak{L}_{\phi,t}(f_t; \hat{f}_{t+1}, \dots, \hat{f}_T)}_{(II)} + (T-t+1)M\eta_{n,t}, \end{aligned}$$

where

$$\mathcal{A}_t(\tau_t, \mathcal{C}_{n,t}) = \left\{ f \in \mathcal{G}_t \mid \|f\|_{\mathcal{G}_t} \leq \mathcal{C}_{n,t}, E \left[ \frac{R_t \psi(A_t f(H_t), \eta_{n,t})}{p(A_t|H_t)} \right] \leq \tau_t \right\},$$

and to obtain the last inequality we have used the fact that  $|Q_t|_\infty \leq (T-t+1)M$  and the excessive risk inequality of Lemma S.3 to replace the different under 0-1 loss it terms of  $\mathcal{V}_t$  by the difference under hinge loss in terms of  $\mathfrak{L}_{\phi,t}$ .

For (I), we have

$$\begin{aligned}
(I) &\leq \mathcal{V}_t(f_t^*, \dots, f_T^*) - \sup_{f_t \in \mathcal{A}_t(\tau_t, \mathcal{C}_{n,t})} [\mathcal{V}_t(f_t, \widehat{f}_{t+1}, \dots, \widehat{f}_T) - \mathcal{V}_t(f_t, f_{t+1}^*, \dots, f_T^*) + \mathcal{V}_t(f_t, f_{t+1}^*, \dots, f_T^*)] \\
&\leq \mathcal{V}_t(f_t^*, \dots, f_T^*) - \sup_{f_t \in \mathcal{A}_t(\tau_t, \mathcal{C}_{n,t})} \mathcal{V}_t(f_t, f_{t+1}^*, \dots, f_T^*) + c_1^{-1} |\mathcal{V}_{t+1}(f_{t+1}^*, \dots, f_T^*) - \mathcal{V}_{t+1}(\widehat{f}_{t+1}, \dots, \widehat{f}_T)| \\
&= c_1^{-1} |\mathcal{V}_{t+1}(f_{t+1}^*, \dots, f_T^*) - \mathcal{V}_{t+1}(\widehat{f}_{t+1}, \dots, \widehat{f}_T)| + (T - t + 1)M\eta_{n,t}, \\
&\quad + \underbrace{\inf_{f_t \in \mathcal{A}_t(\tau_t, \mathcal{C}_{n,t})} \mathfrak{L}_{\phi,t}(f_t; f_{t+1}^*, \dots, f_T^*) - \mathfrak{L}_{\phi,t}(f_t^*; f_{t+1}^*, \dots, f_T^*)}_{(III)}
\end{aligned}$$

where again we have used the fact that  $|Q_t|_\infty \leq (T-t+1)M$  and the excessive risk inequality of Lemma S.3. To bound the last term in (I), let  $f_{t,\tau'}^*$  denotes the solution of (S.3) of  $t$  by replace the risk constraint from  $\tau_t$  to  $\tau'$ . Then the second part of Lemma S.8 indicates that  $V_{\sigma_{n,t}} \check{f}_{t,\tau_t - \epsilon'_{n,t}} \in \mathcal{A}_t(\tau_t - \epsilon_{n,t}, \mathcal{C}_{n,t}) \subseteq \mathcal{A}_t(\tau_t, \mathcal{C}_{n,t})$ , where  $\check{f}_{t,\tau_t - \epsilon'_{n,t}} = (\sigma_{n,t}^2/\pi) \bar{f}_{t,\tau_t - \epsilon'_{n,t}}$ , and

$$|\mathfrak{L}_{\phi,t}(V_{\sigma_{n,t}} \check{f}_{t,\tau_t - \epsilon'_{n,t}}; f_{t+1}^*, \dots, f_T^*) - \mathfrak{L}_{\phi,t}(f_{t,\tau_t - \epsilon'_{n,t}}^*; f_{t+1}^*, \dots, f_T^*)| \leq c\sigma_{n,t}^{-\alpha_t d_t}.$$

Therefore, we have

$$\begin{aligned}
(III) &\leq \mathfrak{L}_{\phi,t}(V_{\sigma_{n,t}} \check{f}_{t,\tau_t - \epsilon'_{n,t}}; f_{t+1}^*, \dots, f_T^*) - \mathfrak{L}_{\phi,t}(f_t^*; f_{t+1}^*, \dots, f_T^*) \\
&\leq |\mathfrak{L}_{\phi,t}(V_{\sigma_{n,t}} \check{f}_{t,\tau_t - \epsilon'_{n,t}}; f_{t+1}^*, \dots, f_T^*) - \mathfrak{L}_{\phi,t}(f_{t,\tau_t - \epsilon'_{n,t}}^*; f_{t+1}^*, \dots, f_T^*)| \\
&\quad + \mathfrak{L}_{\phi,t}(f_{t,\tau_t - \epsilon'_{n,t}}^*; f_{t+1}^*, \dots, f_T^*) - \mathfrak{L}_{\phi,t}(f_t^*; f_{t+1}^*, \dots, f_T^*) \\
&\leq c(\sigma_{n,t}^{-\alpha_t d_t} + \epsilon'_{n,t}) \leq O(\epsilon'_{n,t})
\end{aligned}$$

where in the second inequality from the bottom we used the Lipschitz continuity of the value function in Lemma S.5 and by definition  $f_t^* = f_{t,\tau_t}^*$ .

For (II), we have

$$\begin{aligned}
(II) &\leq \mathfrak{L}_{\phi,t}(\widehat{f}_t; \widehat{f}_{t+1}, \dots, \widehat{f}_T) + \lambda_{n,t} \|\widehat{f}_t\|_{\mathcal{G}}^2 - \inf_{f_t \in \mathcal{A}_t(\tau_t, \mathcal{C}_{n,t})} \mathfrak{L}_{\phi,t}(f_t; \widehat{f}_{t+1}, \dots, \widehat{f}_T) \\
&= \left[ \mathfrak{L}_{\phi,t}(\widehat{f}_t; \widehat{f}_{t+1}, \dots, \widehat{f}_T) + \lambda_{n,t} \|\widehat{f}_t\|_{\mathcal{G}}^2 \right. \\
&\quad \left. - \inf_{f_t \in \mathcal{A}_{t,n}(\tau_t, \mathcal{C}_{n,t})} \left( \mathfrak{L}_{\phi,t}(f_t; \widehat{f}_{t+1}, \dots, \widehat{f}_T) + \lambda_{n,t} \|f_t\|_{\mathcal{G}}^2 \right) \right] \\
&\quad + \left[ \inf_{f_t \in \mathcal{A}_{t,n}(\tau_t, \mathcal{C}_{n,t})} \left( \mathfrak{L}_{\phi,t}(f_t; \widehat{f}_{t+1}, \dots, \widehat{f}_T) + \lambda_{n,t} \|f_t\|_{\mathcal{G}}^2 \right) \right. \\
&\quad \left. - \inf_{f_t \in \mathcal{A}_t(\tau_t, \mathcal{C}_{n,t})} \mathfrak{L}_{\phi,t}(f_t; \widehat{f}_{t+1}, \dots, \widehat{f}_T) \right], \tag{S.24}
\end{aligned}$$

where

$$\mathcal{A}_{t,n}(\tau, \mathcal{C}_{n,t}) = \left\{ f \in \mathcal{G}_t \left| \|f\|_{\mathcal{G}_t} \leq \mathcal{C}_{n,t}, \frac{1}{n} \sum_{i=1}^n \frac{R_{it} \psi(A_{it} f(H_{it}), \eta_{n,t})}{p(A_{it}|H_{it})} \leq \tau_t \right. \right\}.$$

The first term on right hand side of the inequality (S.24) can be bounded by

$$\begin{aligned} & \mathfrak{L}_{\phi,t}(\widehat{f}_t; \widehat{f}_{t+1}, \dots, \widehat{f}_T) + \lambda_{n,t} \|\widehat{f}_t\|_{\mathcal{G}}^2 - \inf_{f_t \in \mathcal{A}_{t,n}(\tau_t, \mathcal{C}_{n,t})} \left( \mathfrak{L}_{\phi,t}(f_t; \widehat{f}_{t+1}, \dots, \widehat{f}_T) + \lambda_{n,t} \|f_t\|_{\mathcal{G}}^2 \right) \\ & \leq 2c_1^{-1} |\mathcal{V}_{t+1}(f_{t+1}^*, \dots, f_T^*) - \mathcal{V}_{t+1}(\widehat{f}_{t+1}, \dots, \widehat{f}_T)| \\ & \quad + \underbrace{\left[ \mathfrak{L}_{\phi,t}(\widehat{f}_t; f_{t+1}^*, \dots, f_T^*) + \lambda_{n,t} \|\widehat{f}_t\|_{\mathcal{G}}^2 - \inf_{f_t \in \mathcal{A}_{t,n}(\tau_t, \mathcal{C}_{n,t})} \left( \mathfrak{L}_{\phi,t}(f_t; f_{t+1}^*, \dots, f_T^*) + \lambda_{n,t} \|f_t\|_{\mathcal{G}}^2 \right) \right]}_{(IV)}, \end{aligned}$$

and (IV) is equal to stochastic error term (I) in the proof of  $T = 1$  with  $Y$  being replaced by  $Q_t$ . Note that  $|Q_t| \leq (T-t+1)M$  and consequently (IV) can be bounded using exactly the same argument for term (I), which turns out to have order  $O(\xi_{n,t}^{(1)})$  with probability at least  $1 - \exp(-x_t)$ . For the second term of (S.24), we have

$$\begin{aligned} & \inf_{f_t \in \mathcal{A}_{t,n}(\tau_t, \mathcal{C}_{n,t})} \left( \mathfrak{L}_{\phi,t}(f_t; \widehat{f}_{t+1}, \dots, \widehat{f}_T) + \lambda_{n,t} \|f_t\|_{\mathcal{G}}^2 \right) - \inf_{f_t \in \mathcal{A}_t(\tau_t, \mathcal{C}_{n,t})} \mathfrak{L}_{\phi,t}(f_t; \widehat{f}_{t+1}, \dots, \widehat{f}_T) \\ & \leq 2c_1^{-1} |\mathcal{V}_{t+1}(f_{t+1}^*, \dots, f_T^*) - \mathcal{V}_{t+1}(\widehat{f}_{t+1}, \dots, \widehat{f}_T)| \\ & \quad + \underbrace{\left[ \inf_{f_t \in \mathcal{A}_{t,n}(\tau_t)} \left( \mathfrak{L}_{\phi,t}(f_t; f_{t+1}^*, \dots, f_T^*) + \lambda_{n,t} \|f_t\|_{\mathcal{G}}^2 \right) - \inf_{f_t \in \mathcal{A}_t(\tau_t, \mathcal{C}_{n,t})} \mathfrak{L}_{\phi,t}(f_t; f_{t+1}^*, \dots, f_T^*) \right]}_{(V)}. \end{aligned}$$

Note that (V) is the approximation bias term in (S.24) also with  $Y$  being replaced by  $Q_t$ . Hence, following the same argument for  $T = 1$ , (V) can be decomposed to terms (II)–(IV) in (S.24) and bounded separately, which turns out to have order  $O(\xi_{n,t}^{(2)}) + O(\epsilon'_{n,t})$  in total with probability at least  $1 - 2 \exp\left(-\frac{n\delta_t^2 c_1^2}{2(T-t+1)^2 M^2}\right)$ . Combing these results, we conclude that with probability at least  $1 - h_n(t, x_t)$ ,

$$\begin{aligned} \mathcal{V}_t(f_t^*, \dots, f_T^*) - \mathcal{V}_t(\widehat{f}_t, \dots, \widehat{f}_T) & \leq 5c_1^{-1} |\mathcal{V}_{t+1}(f_{t+1}^*, \dots, f_T^*) - \mathcal{V}_{t+1}(\widehat{f}_{t+1}, \dots, \widehat{f}_T)| \\ & \quad + c\eta_{n,t}^{-1} + \underbrace{c(\epsilon'_{n,t})}_{(III)} + \underbrace{c(\xi_{n,t}^{(1)} + \xi_{n,t}^{(2)} + \epsilon'_{n,t})}_{(IV)+(V)} \\ & \leq 5c_1^{-1} |\mathcal{V}_{t+1}(f_{t+1}^*, \dots, f_T^*) - \mathcal{V}_{t+1}(\widehat{f}_{t+1}, \dots, \widehat{f}_T)| \\ & \quad + c(\xi_{n,t} + \epsilon'_{n,t} + \eta_{n,t}^{-1}) \end{aligned} \tag{S.25}$$

for some constant  $c$ .

On the other hand, according to Lemma S.8, similar to the prove when  $T = 1$  we can show that  $\widehat{f}_t \in \mathcal{A}_{t,n}(\tau_t, \mathcal{C}_{n,t}) \subseteq \mathcal{A}_t(\tau_t + \epsilon'_{n,t}, \mathcal{C}_{n,t})$  with probability at least  $1 - 2\exp(-\frac{n\delta_t^2 c_1^2}{2(T-t+1)^2 M^2})$ . Therefore, we have

$$\begin{aligned}
& \mathcal{V}_t(f_t^*, \dots, f_T^*) - \mathcal{V}_t(\widehat{f}_t, \dots, \widehat{f}_T) \\
& \geq \mathcal{V}_t(f_t^*, \dots, f_T^*) - \sup_{f_t \in \mathcal{A}_t(\tau_t + \epsilon'_{n,t}, \mathcal{C}_{n,t})} \mathcal{V}_t(f_t, \widehat{f}_{t+1}, \dots, \widehat{f}_T) \\
& \geq \mathcal{V}_t(f_t^*, \dots, f_T^*) - \mathcal{V}_t(f_{t, \tau_t + \epsilon'_{n,t}}^*, f_{t+1}^*, \dots, f_T^*) \\
& \quad - c_1^{-1} |\mathcal{V}_t(f_{t+1}^*, \dots, f_T^*) - \mathcal{V}_t(\widehat{f}_{t+1}, \dots, \widehat{f}_T)| \\
& \geq c\epsilon'_{n,t} - c_1^{-1} |\mathcal{V}_t(f_{t+1, \tau_{t+1}}^*, \dots, f_T^*) - \mathcal{V}_t(\widehat{f}_{t+1}, \dots, \widehat{f}_T)|.
\end{aligned} \tag{S.26}$$

Finally, by combining (S.25) and (S.26), we obtain that with probability at least  $1 - h_n(t, x_t)$ ,

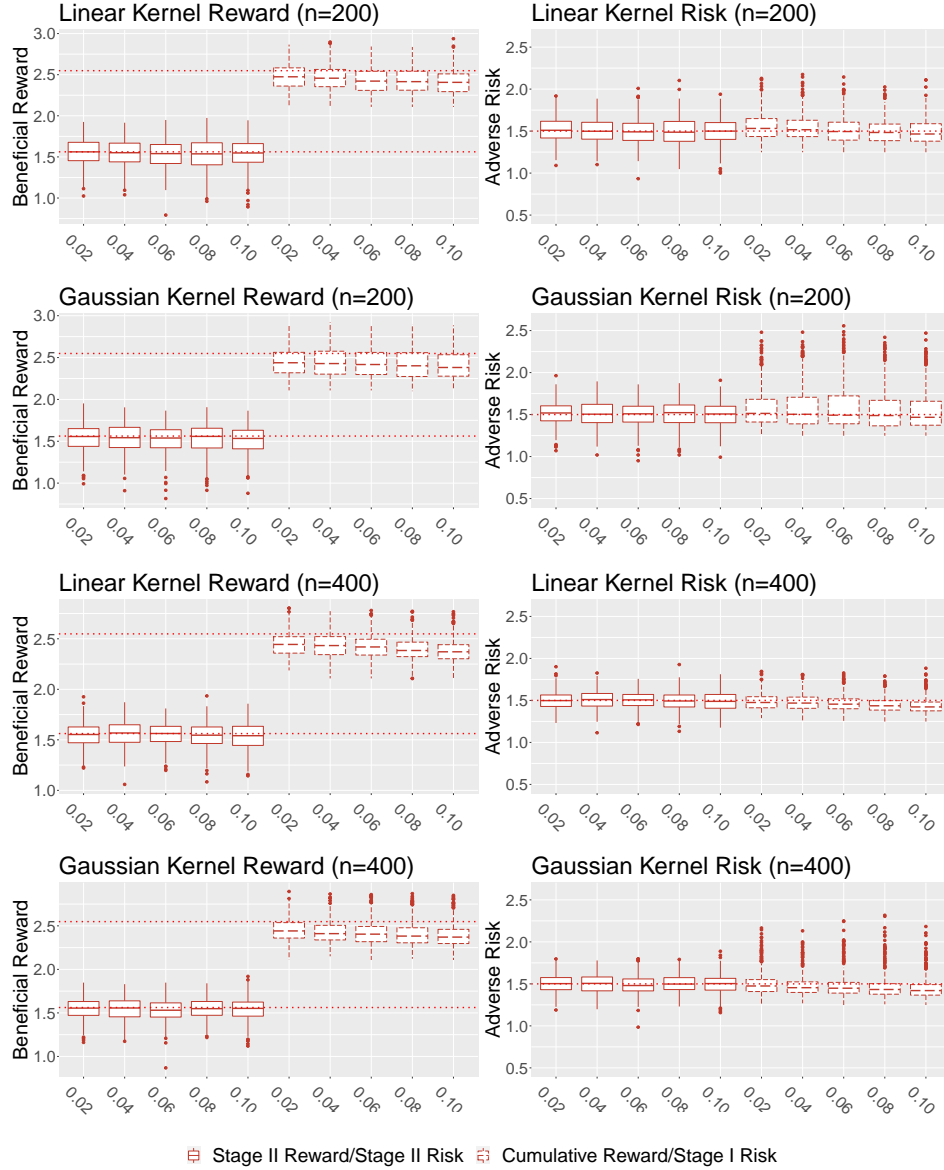
$$\begin{aligned}
|\mathcal{V}_t(f_t^*, \dots, f_T^*) - \mathcal{V}_t(\widehat{f}_t, \dots, \widehat{f}_T)| & \leq 5c_1^{-1} |\mathcal{V}_{t+1}(f_{t+1}^*, \dots, f_T^*) - \mathcal{V}_{t+1}(\widehat{f}_{t+1}, \dots, \widehat{f}_T)| \\
& \quad + c(\xi_{n,t} + \epsilon'_{n,t} + \eta_{n,t}^{-1}).
\end{aligned}$$

Hence, (S.8) in Theorem S.2 follows by induction starting from  $t = T$  to 1. The error bound of risk (S.9) can be established by repeating the same argument in Corollary S.1 for each stage. This completes the proof of Theorem S.2 .

## S.4 Additional Results for Simulation Setting I and II

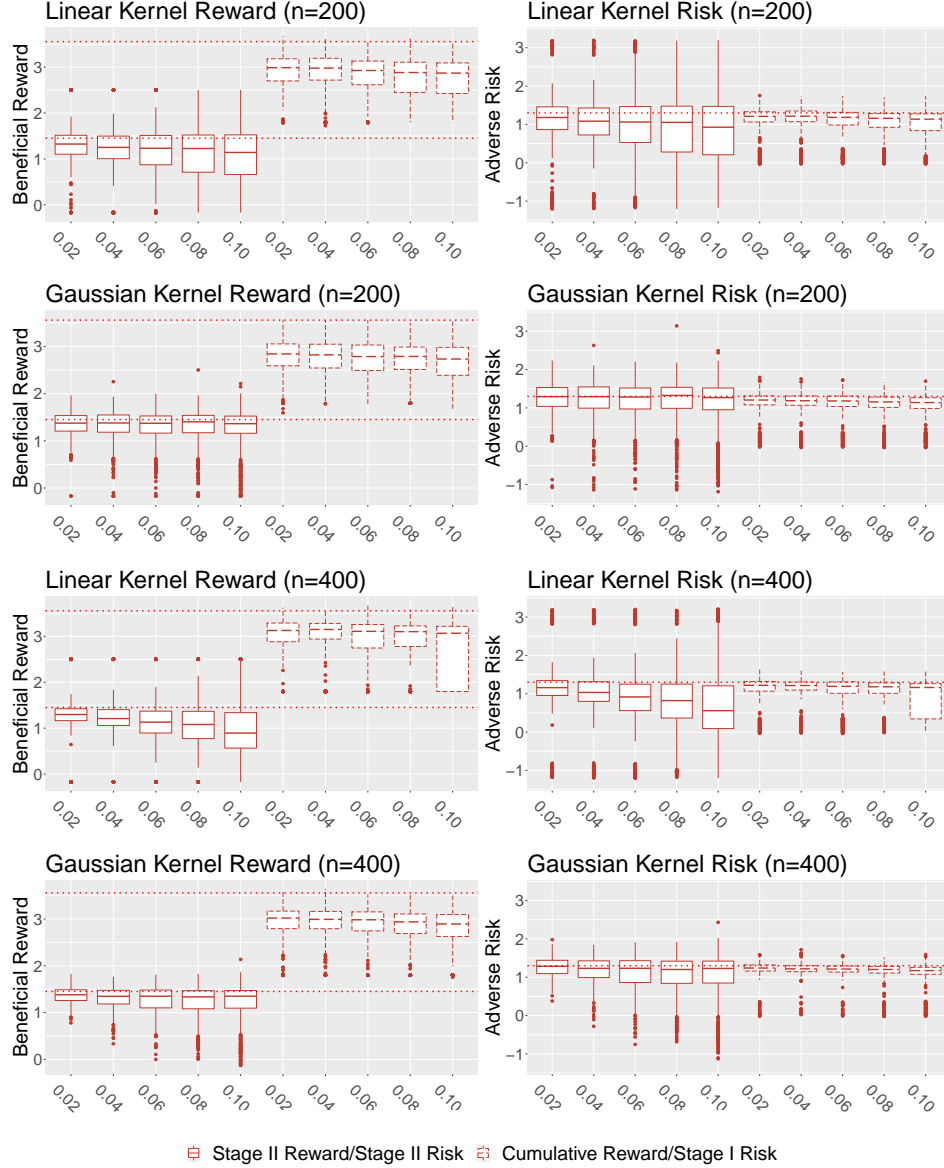
This section reports the additional simulation results for setting I with  $\tau = 1.5$  and setting II with  $\tau = 1.3$ . See Figures S.1 and S.2 and Table S.1.

Linear 1.5



**Figure S.1:** Estimated reward/risk on independent testing data set for simulation setting I, training sample size  $n = \{200, 400\}$ ,  $\eta = \{0.02, 0.04, \dots, 0.1\}$  under linear kernel or Gaussian kernel. Dashed line in reward plots refers to theoretical optimal reward under given constraints. Dashed line in risk plots represents the risk constraint  $\tau = 1.5$ .





**Figure S.2:** Estimated reward/risk on independent testing data set for simulation setting II, training sample size  $n = \{200, 400\}$  and  $\eta = \{0.02, 0.04, \dots, 0.1\}$  (x-axis) under linear kernel or Gaussian kernel. Dashed line in reward plots refers to theoretical optimal reward under given constraints. Dashed line in risk plots represents the risk constraint  $\tau = 1.3$ .

## S.5 Additional Simulations with Nonlinear Model and Large Training Samples

In this section, we display the additional simulation where both  $\{Y_t\}$  and  $\{R_t\}$  are nonlinear functions of feature variables. We consider a two phase randomized trial with  $P(A_1 =$

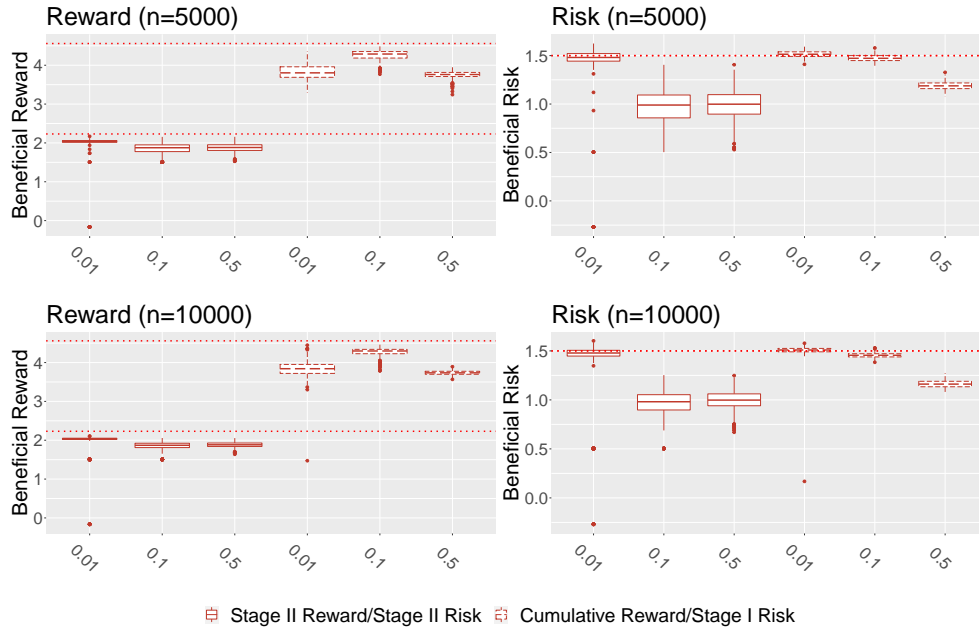
**Table S.1:** Estimated reward/risk on independent testing data for setting I -  $\tau_1 = \tau_2 = 1.5$ , setting II -  $\tau_1 = \tau_2 = 1.3$  and  $n = 400$  under 3 different methods using linear/Gaussian kernel.

Setting	$\eta$	Method	Linear Kernel				Gaussian Kernel			
			Reward - II	Risk - II	Reward - I	Risk - I	Reward - II	Risk - II	Reward - I	Risk - I
Setting I	0.02	BR-DTR	1.557(0.080)	1.502(0.070)	2.443(0.082)	1.475(0.066)	1.553(0.078)	1.502(0.069)	2.441(0.085)	1.474(0.069)
	0.02	Naive	—	—	2.339(0.096)	1.460(0.083)	—	—	2.339(0.099)	1.456(0.077)
	0.04	BR-DTR	1.568(0.082)	1.510(0.072)	2.429(0.087)	1.467(0.066)	1.558(0.091)	1.506(0.081)	2.408(0.082)	1.453(0.062)
	0.04	Naive	—	—	2.319(0.098)	1.430(0.088)	—	—	2.297(0.107)	1.425(0.089)
	0.06	BR-DTR	1.563(0.075)	1.507(0.066)	2.420(0.081)	1.455(0.059)	1.535(0.081)	1.484(0.070)	2.404(0.087)	1.449(0.065)
	0.06	Naive	—	—	2.306(0.100)	1.416(0.084)	—	—	2.297(0.110)	1.412(0.095)
	0.08	BR-DTR	1.546(0.082)	1.493(0.071)	2.387(0.075)	1.439(0.059)	1.549(0.082)	1.498(0.074)	2.383(0.078)	1.432(0.060)
	0.08	Naive	—	—	2.274(0.112)	1.397(0.083)	—	—	2.273(0.097)	1.391(0.077)
	0.1	BR-DTR	1.544(0.093)	1.489(0.082)	2.371(0.068)	1.421(0.054)	1.542(0.082)	1.493(0.072)	2.375(0.082)	1.422(0.060)
	0.1	Naive	—	—	2.273(0.093)	1.383(0.080)	—	—	2.272(0.096)	1.384(0.079)
		AOWL	1.983(0.010)	2.149(0.044)	3.257(0.018)	2.678(0.096)	1.914(0.030)	2.099(0.083)	3.212(0.036)	2.584(0.218)
Setting II	0.02	BR-DTR	1.297(0.132)	1.159(0.196)	3.128(0.178)	1.221(0.116)	1.380(0.114)	1.285(0.169)	3.019(0.184)	1.240(0.079)
	0.02	Naive	—	—	1.797(0.000)	0.166(0.000)	—	—	1.797(0.000)	0.166(0.000)
	0.04	BR-DTR	1.209(0.168)	1.034(0.252)	3.150(0.157)	1.215(0.099)	1.347(0.139)	1.231(0.206)	2.991(0.192)	1.218(0.077)
	0.04	Naive	—	—	1.797(0.000)	0.166(0.000)	—	—	1.797(0.000)	0.166(0.000)
	0.06	BR-DTR	1.131(0.238)	0.917(0.351)	3.109(0.179)	1.193(0.129)	1.349(0.174)	1.233(0.253)	2.983(0.194)	1.213(0.078)
	0.06	Naive	—	—	1.797(0.000)	0.166(0.000)	—	—	1.797(0.000)	0.166(0.000)
	0.08	BR-DTR	1.080(0.299)	0.821(0.440)	3.102(0.172)	1.182(0.115)	1.335(0.168)	1.202(0.247)	2.937(0.199)	1.202(0.088)
	0.08	Naive	—	—	1.797(0.000)	0.166(0.000)	—	—	1.797(0.000)	0.166(0.000)
	0.1	Naive	—	—	1.797(0.000)	0.166(0.000)	—	—	1.797(0.000)	0.166(0.000)
		AOWL	2.440(0.064)	3.017(0.002)	5.188(0.000)	2.839(0.000)	2.424(0.080)	3.018(0.002)	5.188(0.000)	2.839(0.000)

$\pm 1) = P(A_2 = \pm 1) = 0.5$ . We generate 8 baseline covariates  $(X_1, \dots, X_8)$  generated from i.i.d.  $\text{Unif}[0, 1]$ . Stagewise reward and risk variables are generated as following

$$\begin{aligned} Y_1 &= 1 + X_3 + A_1(X_1^2 + X_2 + 0.5) + \epsilon_{Y_1} \\ R_1 &= 1 + X_3 + A_1(X_2^2 + 1) + \epsilon_{R_1} \\ Y_2 &= 1 + (X_2 + X_3)/2 + A_2(X_1^2 + X_2^2 + 1) + \epsilon_{Y_2} \\ R_2 &= 1 + (X_1 + X_3)/2 + A_2(2\log(X_2 + 1) - A_1) + \epsilon_{R_2}, \end{aligned}$$

where  $\epsilon_{Y_1}, \epsilon_{Y_2} \sim N(0, 1)$  and  $\epsilon_{R_1}, \epsilon_{R_2} \sim \text{Unif}[-0.5, 0.5]$ .  $H_1 = (X_1, \dots, X_8)$  and  $H_2 = (H_1, Y_1, R_1, A_1)$ . We repeated the analysis 600 times with risk constraint  $\tau_1 = \tau_2 = 1.5$ , training sample size  $n = \{5000, 10000\}$  and shifting parameter  $\eta = \{0.01, 0.1, 0.5\}$  using Linear kernel only. The performance will be evaluated on an independent testing data with size  $N = 2 * 10^4$ . The results are similar to simulation results in the main paper, and in particular small  $\eta$  will perform better than larger  $\eta$  (see Figure S.3).



**Figure S.3:** Estimated reward/risk on independent testing data set for additional simulation setting, training sample size  $n = \{5000, 10000\}$ ,  $\eta = \{0.01, 0.1, 0.5\}$  under linear kernel. Dashed line in reward plots refers to theoretical optimal reward under given constraints. Dashed line in risk plots represents the risk constraint  $\tau = 1.5$ .