

Tune-A-Video: One-Shot Tuning of Image Diffusion Models for Text-to-Video Generation

Jay Zhangjie Wu¹ Yixiao Ge² Xintao Wang² Stan Weixian Lei¹ Yuchao Gu¹
Wynne Hsu⁴ Ying Shan² Xiaohu Qie³ Mike Zheng Shou^{1*}

¹Show Lab, National University of Singapore ²ARC Lab, ³Tencent PCG
⁴School of Computing, National University of Singapore

<https://tuneavideo.github.io>



Figure 1. Our Tune-A-Video trained on one single video creates diverse and temporally-coherent videos. Credit (training video): YouTube.

Abstract

To reproduce the success of text-to-image (T2I) generation, recent works in text-to-video (T2V) generation employ large-scale text-video dataset for fine-tuning. However, such paradigm is computationally expensive. Humans have the amazing ability to learn new visual concepts from just one single exemplar. We hereby study a new T2V generation problem—One-Shot Video Generation, where only a single text-video pair is presented for training an open-domain T2V generator. Intuitively, we propose to adapt the

T2I diffusion model pretrained on massive image data for T2V generation. We make two key observations: 1) T2I models are able to generate images that align well with the verb terms; 2) extending T2I models to generate multiple images concurrently exhibits surprisingly good content consistency. To further learn continuous motion, we propose Tune-A-Video with a tailored Sparse-Causal Attention, which generates videos from text prompts via an efficient one-shot tuning of pretrained T2I diffusion models. Tune-A-Video is capable of producing temporally-coherent videos over various applications such as change of subject or background, attribute editing, style transfer, demonstrating the versatility and effectiveness of our method.

*Corresponding Author.

1. Introduction

The large-scale multimodal dataset [35] with billions of text-image pairs crawled from Internet has enabled breakthrough in open-domain Text-to-Image (T2I) generation [4, 6, 25, 29, 34]. To replicate this success in Text-to-Video (T2V) generation, recent works [14, 17, 36, 48] extend the spatial-only T2I generation models to the spatio-temporal domain. These models generally adopt the standard paradigm to finetune T2I models on large-scale text-video datasets (*e.g.*, WebVid-10M [2]). Although this paradigm produces decent results for T2V generation, it requires extensive training, which is expensive and not affordable to everyone.

Human is capable of one-shot learning [22, 23, 42]. For instance, given a video paired with a textual description of “a man is skiing on snow” as a hint, we might hallucinate how a panda skis on snow if we could picture what a panda looks like. Since T2I models pre-trained with large-scale image-text data already capture the knowledge of open-domain concepts, an intuitive question arises: *can it infer other novel videos from a single video example like human beings?* A new T2V generation problem is therefore introduced, namely, One-Shot Video Generation, where only a single text-video pair is presented for training an open-domain T2V generator. The generator is expected to capture necessary motion knowledge from the input video and synthesize novel videos guided by edited prompts.

Intuitively, the key to video generation is to keep the continuous motion of consistent objects. So we make the following observations on state-of-the-art T2I diffusion models [31] that motivate our method accordingly. (1) **Regarding motion:** T2I models are able to generate images that align well with the text, including the verb terms. For example, given the text prompt “a man is running on the beach”, the T2I models produce the snapshot where a man is running (not walking or jumping), but not continuously (the first row of Fig. 2). This serves as evidence that T2I models can properly attend to verbs via cross-modal attention for static motion generation. (2) **Regarding consistent objects:** Simply extending the self-attention in the T2I model from one image to multiple images maintains content consistency across frames. Taking the same example, when we generate consecutive frames in parallel with extended cross-frame attention to the 1st frame, the same man and the same beach can be observed in the resultant sequence though the motion is still not continuous (the second row of Fig. 2). This implies that the self-attention layers in T2I models are only driven by spatial similarities rather than pixel positions.

We implement our findings into a simple yet effective method, dubbed as Tune-A-Video, for the task of One-Shot Video Generation. Tune-A-Video is based on a simple inflation of pre-trained T2I diffusion models [31] over time



Figure 2. Observations on T2I models. 1) T2I models are able to generate images that are well-aligned with the verb terms. 2) Extending self-attention over images maintains content consistency.

dimension, by extending the 3×3 convolution to $1 \times 3 \times 3$, and spatial self-attention to spatio-temporal cross-frame attention. We propose an efficient tuning strategy that only updates the projection matrices in attention blocks to capture continuous motion dynamics from the one-shot video, with the rest of parameters being frozen.

However, using full attention in space-time leads to quadratic growth in computation. It is thus infeasible for generating long-form videos with increasing frames. To reduce the computational complexity, we propose a novel variant of causal attention [8, 19], termed as Sparse-Causal Attention (SC-Attn). SC-Attn can be interpreted as a diluted version of causal attention which only visits the *first* video frame and the *former* video frame. SC-Attn is proven to be capable of properly capturing the motion in the training video. By autoregressively generating video frames, Tune-A-Video is able to produce videos of arbitrary lengths.

In summary, our key contributions are as follows: (1) We introduce a novel problem of One-Shot Video Generation, which eliminates the burden of training with large-scale text-video datasets for T2V generation. (2) We provide intriguing properties of pre-trained T2I models on T2V generation, and for the first time generate videos from text prompts via an efficient one-shot tuning of pre-trained T2I diffusion models. (3) Our method, Tune-A-Video, is capable of generating temporally-coherent videos with customized attributes, subjects, places, *etc.* See examples in Fig. 1. Moreover, thanks to the tailored Sparse-Causal Attention, we can autoregressively generate long-form videos without increasing computational complexity.

2. Related Work

2.1. Text-to-Image Generation

The pioneering DALL-E [30] considers the text-to-image (T2I) generation task as a sequence-to-sequence translation problem to translate text tokens to discrete image embeddings learnt with a discrete variational auto-encoder (VQ-VAE [39]). To further improve the quality of gen-

erated images, Parti [47] employs a more advanced image tokenizer, i.e., ViT-VQGAN [46], together with an encoder-decoder architecture. CogView2 [4] achieves competitive results with hierarchical transformers and local parallel auto-regressive generation, which naturally supports interactive text-guided editing. Make-A-Scene [6] focuses on improving scene generation controllability by employing domain-specific knowledge on scene regions.

Since recently, Denoising Diffusion Probabilistic Models (DDPMs) [15] have been widely used for T2I generation. GLIDE [25] proposes the classifier-free guidance in the diffusion model to largely improve the image quality during cascade generation. DALLE-2 [29] further improves the text-image alignments using the CLIP [28] feature space. Imagen [34] employs cascaded diffusion models for high definition video generation. To improve the training efficiency, subsequent works such as VQ-diffusion [9] and Latent Diffusion Models (LDM) [31] operate in the latent space of an autoencoder. Recent works [3, 7, 12, 21, 24, 33, 45] explore pretrained T2I diffusion models for text-driven image editing, such as object or background replacement, style or color transfers, attribute modifications, etc.

2.2. Text-to-Video Generation

Although remarkable progress has been achieved in text-to-image (T2I) generation, text-to-video (T2V) generation is a relatively new research field mainly due to the sparsity of high-quality text-video pairs. GODIVA [43] is the first work to extend VQ-VAE [39] to T2V generation by mapping text tokens to video tokens. NÜWA [44] proposes a unified auto-regressive framework to support both T2I and T2V generation tasks. To improve the video generation quality, CogVideo [20] extends CogView-2 [4] to T2V generation using temporal attention modules and pre-trained text to images models. Video Diffusion Models (VDM) [18] proposes a factorized space-time U-Net to perform the diffusion process directly on pixels.

More recently, Imagen Video [14] improves VDM with cascaded diffusion models and v -prediction parameterization to generate high definition videos. Phenaki [41] is the first work to generate videos from time variable prompts. To achieve this, they compresses videos to small representations of discrete tokens with causal attention in time, and thus can handle variable-length videos. To address the lack of video-text pair data, they joint train on a large scale of image-text pairs and a smaller number of video-text pairs, achieving better generalization results than available video datasets. Make-A-Video [36] shares similar motivation and aims to transfer the significant progress in T2I generation to T2V generation. They combine the appearance-text information from text-image data together with the world movements from unsupervised video footage, and achieve the state-of-the-art in T2V generation. We follow [36] to

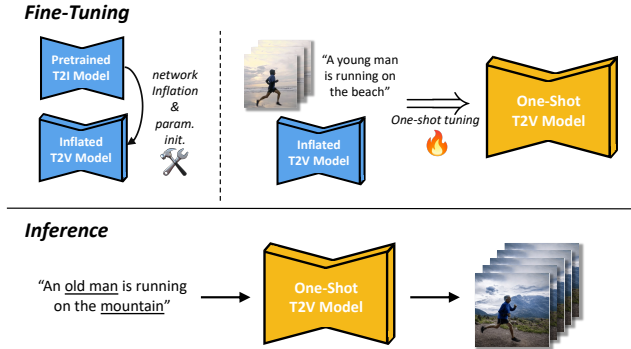


Figure 3. High-level overview of Tune-A-Video. *Fine-Tuning*: we first extend T2I models to T2V models initialized by pretrained weights of T2I models (left). Then, we perform one-shot tuning on a text-video pair, and obtain a One-Shot T2V model (right). *Inference*: a modified text prompt is used to generate novel videos.

use pre-trained T2I diffusion models and propose Tune-A-Video for one-shot T2V generation. Differently, Tune-A-Video explores a more efficient tuning strategy that only updates the projection matrices in attention blocks to capture continuous motion changes.

2.3. Single Video Generative Models

Single-video GANs [1, 10] generate novel videos of similar appearance and dynamics to the input video. However, these GAN based methods are limited in computation time (e.g., HPVAE-GAN [10] takes 8 days to train on a short video of 13 frames), and thus are impractical and unscalable to some extent. Patch nearest-neighbour methods [11] perform video generation of higher quality while reducing computation expense by orders of magnitude. However, they are limited in generalization, and therefore can only handle tasks where it is natural to “copy” parts of the input video. Lately, SinFusion [26] adapts diffusion models to single-video tasks, and enables autoregressive video generation with improved motion generalization capabilities; however, it is still incapable of producing videos of different semantic contexts. Despite sharing similar motivation of using single video for video generation as above-mentioned methods, our work studies open-domain video generation of different appearance to the input video, which is guided by text prompts.

3. Method

In this section, we first briefly introduce Denoising Diffusion Probabilistic Models (DDPMs) and Latent Diffusion Models (LDMs) which our method is based on (Sec. 3.1). Then we formulate our problem setting (Sec. 3.2) and present our approach Tune-A-Video that adapts pre-trained T2I models to one-shot video generation (Sec. 3.3). Fig 3 shows an overview of our method.

3.1. Preliminary: Diffusion Models

Denoising Diffusion Probabilistic Models (DDPMs) [15] are latent generative models trained to recreate a fixed forward Markov chain x_1, \dots, x_T . Given the data distribution $x_0 \sim q(x_0)$, the Markov transition $q(x_t|x_{t-1})$ is defined as a Gaussian distribution with a variance schedule $\beta_t \in (0, 1)$, that is,

$$q(x_t|x_{t-1}) = \mathcal{N}(x_t; \sqrt{1 - \beta_t}x_{t-1}, \beta_t\mathbb{I}), \quad t = 1, \dots, T.$$

By the Bayes' rules and Markov property, one can explicitly express the conditional probabilities $q(x_t|x_0)$ and $q(x_{t-1}|x_t, x_0)$ as

$$\begin{aligned} q(x_t|x_0) &= \mathcal{N}(x_t; \sqrt{\bar{\alpha}_t}x_0, (1 - \bar{\alpha}_t)\mathbb{I}), \quad t = 1, \dots, T, \\ q(x_{t-1}|x_t, x_0) &= \mathcal{N}(x_{t-1}; \tilde{\mu}_t(x_t, x_0), \tilde{\beta}_t\mathbb{I}), \quad t = 1, \dots, T, \\ \text{w.r.t. } \alpha_t &= 1 - \beta_t, \quad \bar{\alpha}_t = \prod_{s=1}^t \alpha_s, \quad \tilde{\beta}_t = \frac{1 - \bar{\alpha}_{t-1}}{1 - \bar{\alpha}_t} \beta_t, \\ \tilde{\mu}_t(x_t, x_0) &= \frac{\sqrt{\bar{\alpha}_t}\beta_t}{1 - \bar{\alpha}_t}x_0 + \frac{\sqrt{\bar{\alpha}_t}(1 - \bar{\alpha}_{t-1})}{1 - \bar{\alpha}_t}x_t. \end{aligned}$$

To generate the Markov chain x_1, \dots, x_T , DDPMs leverage the reverse process with a prior distribution $p(x_T) = \mathcal{N}(x_T; 0, \mathbb{I})$ and Gaussian transitions

$$p_\theta(x_{t-1}|x_t) = \mathcal{N}(x_{t-1}; \mu_\theta(x_t, t), \Sigma_\theta(x_t, t)), \quad t = T, \dots, 1.$$

Learnable parameters θ are trained to guarantee that the generated reverse process is close to the forward process.

To this end, DDPMs follow the variational inference principle by maximizing the variational lower bound of the negative log-likelihood, which has a closed-form given the KL divergence among Gaussian distributions. Empirically, these models can be interpreted as a sequence of weight-sharing denoising autoencoders $\epsilon_\theta(x_t, t)$, which are trained to predict a denoised variant of their input x_t . The objective can be simplified as $\mathbb{E}_{x_t, \epsilon \sim \mathcal{N}(0, 1), t} [\|\epsilon - \epsilon_\theta(x_t, t)\|_2^2]$.

Latent Diffusion Models (LDMs) [31] are newly introduced variants of DDPMs that operate in the latent space of an autoencoder. LDMs consist of two key components. First, an autoencoder [5, 38] is trained with patch-wise losses on a large collection of images, where an encoder \mathcal{E} learns to compress images x into latent representations $z = \mathcal{E}(x)$, and a decoder \mathcal{D} learns to reconstruct the latent back to pixel space, such that $\mathcal{D}(\mathcal{E}(x)) \approx x$.

The second component is a DDPM that is trained to remove the noise added to a latent representation of an image. This diffusion model can be conditioned on encoded embeddings of class labels, texts, or segmentation masks. Let c be the conditioning vector, the LDM loss is then given by: $\mathbb{E}_{x_t, \epsilon \sim \mathcal{N}(0, 1), t, c} [\|\epsilon - \epsilon_\theta(x_t, t, c)\|_2^2]$.

3.2. One-Shot Video Generation

Previous text-to-video (T2V) models [14, 17, 36] learn coherent motions from large-scale video data, which is computationally expensive and inefficient. In this paper, we introduce a new problem for T2V generation, namely One-Shot Video Generation, which aim to exploit the great potential of pre-trained text-to-image (T2I) diffusion models [31]. T2I models are good at generating images with same semantics as textual cues, the only fly in the ointment is that they have not been trained by continuous motions. An open-domain T2V model can be easily achieved if T2I models can capture the motion dynamics of a certain action from an one-shot text-video pair.

Formally, given a video $\mathcal{V} = \{v_i | i \in [1, m]\}$ with m frames, accompanied with a corresponding textual description \mathcal{T} , our objective is to generate novel videos $\hat{\mathcal{V}}$ driven by text prompts $\hat{\mathcal{T}}$ using a pre-trained T2I model M , i.e., $M(\hat{\mathcal{V}}|\mathcal{V}, \mathcal{T}, \hat{\mathcal{T}})$, where \mathcal{T} and $\hat{\mathcal{T}}$ share the same verbs. Examples of output variations driven by $\hat{\mathcal{T}}$ include: changes of subject, background (e.g., the place where the subject is), attribute (e.g., color, age, etc.), and other semantic modifications (see Fig. 1 and Fig. 7).

3.3. Our Tune-A-Video

Network Inflation. A T2I diffusion model [31] typically employs a U-Net [32], which is a neural network architecture based on a spatial downsampling pass followed by an upsampling pass with skip connections. The network is constructed from layers of 2D convolutional residual blocks, followed by attention blocks. Each attention block consists of a spatial self-attention, a cross-attention, and a feed-forward network (FFN). The spatial self-attention leverages pixel locations in feature maps for similar correlation, while the cross-attention considers correspondence between pixels and conditional inputs (e.g., text).

We first follow VDM baselines [14, 17] to use inflated $1 \times 3 \times 3$ convolution kernels for video inputs and append temporal self-attention with causal mask for temporal modeling. However, we empirically observe that factorized space-time attention in VDM baselines is insufficient to generate consistent content in the task of One-Shot Video Generation (see Sec. 4.3). We further inflate the spatial self-attention to cross-frame attention as follows.

Sparse-Causal Attention. To achieve better temporal consistency, we extend the spatial self-attention to the spatio-temporal domain. Given latent feature \mathbf{v}_i of i -th video frame, a spatial self-attention [40] implements $\text{Attention}(Q, K, V) = \text{Softmax}(\frac{QK^T}{\sqrt{d}}) \cdot V$, with

$$Q = W^Q \mathbf{v}_i, K = W^K \mathbf{v}_i, V = W^V \mathbf{v}_i,$$

where W^Q , W^K , and W^V are learnable matrices that project the inputs to query, key and value, respectively, and

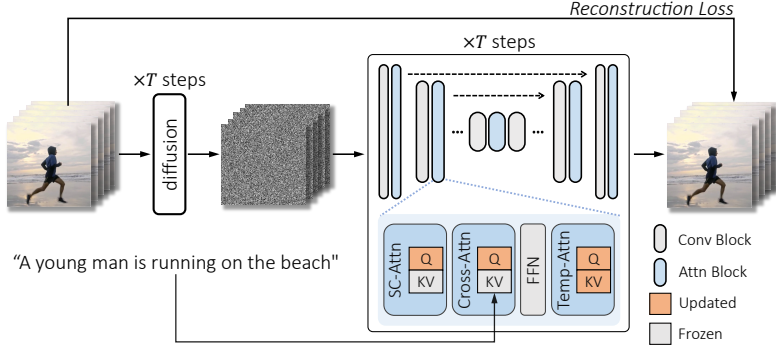


Figure 4. Training pipeline of Tune-A-Video. Our method takes as input a video-text pair, and only updates the projection matrices (orange) in attention blocks.

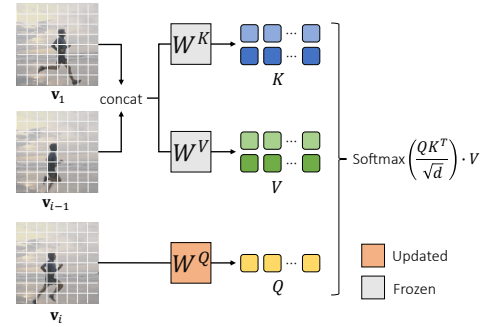


Figure 5. Sparse-Causal Attention (SC-Attn).

and d is the output dimension of key and query features. See “Frame-individual” in Fig 6 for illustration.

There are alternative options for cross-frame attention in Fig. 6, including full attention and causal attention which also capture spatio-temporal consistency. However, such straightforward choices are actually not feasible in generating videos with continuous frames due to their high computational complexity. Specifically, given m frames and N sequences for each frame, the complexity for full attention is $\mathcal{O}((mN)^2)$. It is not affordable if we need to generate long-form videos with a large value of m . Though causal attention only visits the previous frames, it actually shows the same complexity as full attention since the attention mask needs to accommodate the longest sequence, *i.e.*, mN .

Here, we propose Sparse-Causal Attention (SC-Attn) that adapts a spatial self-attention for spatio-temporal modeling in a more efficient way. Like causal attention, the first video frame \mathbf{v}_1 is computed independently without attending to other frames, whereas the following frames $\mathbf{v}_i, i \in [2, m]$ are generated by visiting previous frames. Differently, we derive key and value features from the *first* frame \mathbf{v}_1 and the *former* frame \mathbf{v}_{i-1} , and implement Attention(Q, K, V) with

$$Q = W^Q \mathbf{v}_i, K = W^K [\mathbf{v}_1; \mathbf{v}_{i-1}], V = W^V [\mathbf{v}_1; \mathbf{v}_{i-1}],$$

where $[\cdot]$ denotes concatenation operation. Note that the projection matrices W^Q, W^K , and W^V are shared across space and time. See Fig. 5 for a visual depiction.

In SC-Attn, the query to the *first* frame \mathbf{v}_1 maintains the global coherence in terms of generated content, while the query to *former* frame \mathbf{v}_{i-1} learns the necessary motion between consecutive frames. This design is motivated by the observation that a simple cross-frame attention that attends the first video frame enables generating a sequence of frames that are consistent in content (see Fig. 2). Thus, spatial consistency can be maintained by querying the key and value of another frame for attention. For temporal consistency, attending previous nearest frame \mathbf{v}_{i-1} gives a direct guidance of the motion between two

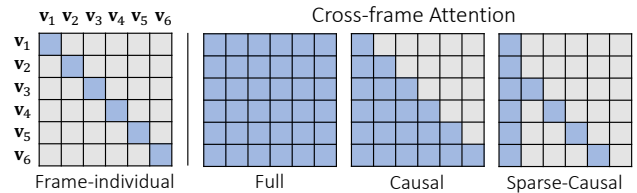


Figure 6. Variants of spatio-temporal cross-frame attention.

consecutive frames. Empirically, SC-Attn is able to generate temporally-coherent video frames with smooth transition, and meanwhile remain low computational complexity at $\mathcal{O}(2m(N)^2)$. Moreover, as a diluted version of casual attention, SC-Attn naturally supports autoregressive generation of long video sequence through cross-frame attention to the intermediate features of early generated frames. Fig. 11 shows instances of long sequence generation.

One-Shot Tuning. We fine-tune the inflated T2V models for One-Shot Video Generation. The objective of one-shot tuning is to acquire temporal knowledge from one training video, which is enabled by Sparse-Causal Attention (SC-Attn) and temporal self-attention (Temp-Attn). The SC-Attn models the one-way mapping from frame \mathbf{v}_i to its previous frames (*i.e.*, \mathbf{v}_1 and \mathbf{v}_{i-1}), and due to the causality, key and value features derived from previous frames are independent to the output of \mathbf{v}_i . Therefore, we propose to fix W^K and W^V , and only update W^Q in SC-Attn layers. On the other hand, we fine-tune the entire Temp-Attn layers, including W^Q, W^K, W^V , as they are newly added and randomly initialized. Moreover, we update the query projection in cross-attention (Cross-Attn) for better video-text alignment. Fine-tuning the attention blocks is computationally efficient, and keeps the property of diffusion-based T2I models unchanged. As shown in our experiments, this is sufficient to produce temporally-coherent videos with novel text prompts. Fig. 4 highlights the training pipeline and trainable parameters during the one-shot tuning process.

[Training video] A polar bear is walking on ice.



A mammoth is walking on ice.



A polar bear is walking in Time Square .



A polar bear is walking on the street , comic style .




[Training video] A young man is running on the beach.



An old man is running on the mountain .



King Kong is running in the forest .



An astronaut is running on the sea , cartoon style .




Figure 7. Videos generated from various source videos and text prompts. Tune-A-Video generates diverse and high-definition videos that are well-aligned with the motion of source videos and semantics of text prompts. Credit (training video): YouTube.

4. Experiments

4.1. Implementation Details

In practice, we implement our method over Latent Diffusion Models (LDMs) [31]. Our development is based on Stable Diffusion codebase¹ and the publicly available 1.4 billion parameter T2I model². We use a fixed image autoencoder to encode each video frame individually to latent representation. We sample 8 uniform frames at resolution of 512×512 from input video, and train the models with our method for 300 steps on a learning rate 3×10^{-5} . At inference, we use DDIM sampler [37] with classifier-free guidance [16] in our experiments for T2V generation.

4.2. Applications

We provide several applications of our Tune-A-Video in generating videos with novel visual concepts (e.g., subjects, backgrounds, attributes, styles, etc.) guided by the text prompt. Here, we showcase two training examples: “a polar bear is walking on ice” (“walking bear”, the 1st row of Fig. 7), “a young man is running on the beach” (“running man”, the 5th row of Fig. 7), and their variations with edited prompts. More examples can be found in Fig. 12-14.

Subject replacement. One of the applications of our Tune-A-Video is to replace the subject in the training video. As shown in Fig. 7, Tune-A-Video is able to generate videos with customized subjects via changing the corresponding terms in text prompt, for example, replacing the *polar bear* with *mammoth* (the 2nd row of Fig. 7) in the “walking bear” example; replacing the *man* with *King Kong* or *astronaut* (the 7th and 8th row of Fig. 7) in the “running man” example. The generated videos are consistent in time and well-aligned with the modified text prompts.

Background change. Our Tune-A-Video also enables changing the video background (i.e., place where the subject is), while keeping the motions of the subject and the temporal information consistent. For example, we can “send” a polar bear walking on the *ice* to *Time Square* (the 3rd of Fig. 7), and a man running on the *beach* to *mountain* (the 6th row of Fig. 7). We observe that some background semantic is tied to the subject, e.g., in the case of “walking bear”, although the background is replaced with *Time Square*, the color of the ground still remains similar to *ice*. We conjecture this is due to the strong regularities between “polar bear” and “ice”.

Attribute modification. We examine the ability of our Tune-A-Video in modifying the attributes such as color

¹<https://github.com/CompVis/stable-diffusion>

²<https://huggingface.co/CompVis/stable-diffusion-v1-4>




Figure 8. Our method achieves better consistency across frames compared to VDM baselines. See Fig. 1 for training video.

(e.g., a man wearing *yellow* to be in *red*, the 2nd row of Fig. 1) and age (e.g., a *young* man to become *old*, the 6th row of Fig. 7). We found that our Tune-A-Video even enables modifying the attribute that is not specified in the training prompt (e.g., we do not tell the model the skiing man in the training video wears yellow clothes). Notably, other properties in training video could be well preserved (e.g., the black backpack wore by the skiing man, and the blue shirts and black shorts wore by the running man).

Style transfer. Thanks to the broad knowledge of pre-trained T2I models, Tune-A-Video is able to transfer videos into different styles, which cannot be easily learned from video data [36]. By appending the style description (e.g., comic style) to the sentence, our Tune-A-Video yields outputs in that style with consistent motions and semantics (the 4th and 8th row of Fig. 7).

4.3. Comparison with VDM Baselines

As mentioned in Sec. 3.3, the VDM baselines [14, 17] factorize space and time by appending an additional temporal attention after each spatial attention block in T2I diffusion models. Specifically, the original 2D spatial blocks are kept in space only, and additional temporal convolution/attention blocks are added after the spatial layers to capture time-related information. For a fair comparison, we adopt the same training pipeline in Fig. 4 to fine-tune the VDM baselines for One-Shot Video Generation. As shown in Fig. 8, the VDM baselines with factorized space-time attention fail to generate consistent content (compare the ap-




Figure 9. Videos generated by CogVideo [19] and Tune-A-Video (Ours). Our Tune-A-Video is fine-tuned on the training video of “a man is running on the beach” in Fig. 7.

pearance of the subjects across frames), whereas our Tune-A-Video with spatio-temporal cross-frame attention maintains better temporal consistency.

4.4. Comparison with Pre-trained T2V Models

Method	CLIP Score	Quality (%)	Faithfulness (%)
CogVideo [19]	23.66	13.76	9.38
Tune-A-Video	26.57	86.24	90.62

Table 1. Quantitative results measured by CLIP Score, Quality and Faithfulness. Our Tune-A-Video achieves much better performance compared to CogVideo.

We provide quantitative and qualitative comparisons with CogVideo [19] (the only public³ T2V generation model). CogVideo is based on a pre-trained T2I model CogView2 [4] and consists of 9.4 billion parameters (around $6\times$ larger than our Tune-A-Video). It is extensively trained on a large-scale dataset of 5.4 million captioned videos.

Quantitative results. 1) *CLIP score*: We follow [14] to evaluate Tune-A-Video on CLIP score [13, 27] for video-text alignment. We calculate the frame-wise CLIP scores and take the average score over all frames. The final CLIP score is computed on 1024 video samples. As shown in Tab. 1, our Tune-A-Video produces higher CLIP score, demonstrating better video-text alignment compared

³<https://github.com/THUDM/CogVideo>




Figure 10. Ablation of SC-Attn and One-Shot Tuning (Tuning). Our method (4th row) produces videos with strongest temporal consistency and language alignment. See Fig. 1 for training video.

to CogVideo [19]. 2) *Human preference study*: Following [36], we perform human evaluation on *video quality* and *text-video faithfulness* over a test set of 32 videos. For video quality, we present two videos in random order and ask the raters which one is of higher quality. For faithfulness, we additionally show the text and ask raters which video aligns better with the text. We observe that raters prefer videos generated by Tune-A-Video in both video quality and text-video faithfulness compared to CogVideo.

Qualitative results. As shown in Fig. 9, the resultant video of “a woman is running on the lawn” generated by our Tune-A-Video trained on one text-video pair of “a man running on the beach”, is comparable to the one generated by CogVideo [19] trained on large-scale datasets. When we challenge the models using a more complex prompt, *e.g.*, “a cat is running on the single-plank bridge, comic style”, our Tune-A-Video generates continuous video frames that are better aligned with the target prompt. This demonstrates that our model integrates the motion guidance from training video with the rich semantics of pre-trained T2I models for high temporal consistency and deep language understanding. See Fig. 15 for more qualitative comparisons with CogVideo.

4.5. Ablation Study

Our Tune-A-Video consists of two key components: 1) Sparse-Causal Attention (SC-Attn), 2) One-Shot Tuning. Here, we examine the effect of these two components individually.

The effect of SC-Attn. The models without SC-Attn use the spatial attention in original T2I models. We observe that models without cross-frame attention (the 1st row of Fig. 10) produce inconsistent results across frames (compare the generated pandas across frames). In contrast, the model using SC-Attn (the 3rd row of Fig. 10) yields consecutive images that are coherent in content (*i.e.*, the similar panda and background can be observed). Even with tuning, the model without attention (the 2nd row of Fig. 10) fails to generate results with reasonable motion, while our method (the 4th row of Fig. 10) using SC-Attn for finetuning achieves the best results both spatially and temporally. This demonstrates that the SC-Attn can effectively capture the spatio-temporal information when generating videos.

The effect of One-Shot Tuning. The models without One-Shot Tuning uses the weight of pre-trained T2I for inference. The tuning itself (the 2nd row of Fig. 10) captures spatial information and yields similar semantics as the training video (*e.g.*, the panda skis like the man in training video). This implies that our one-shot tuning strategy is capable of performing semantic mixing as [21, 24], but with more flexibility that the object categories can be replaced. However, the temporal consistency cannot be maintained through individual frame attention (*e.g.*, the pandas in the 2nd row of Fig. 10 are inconsistent). Although our Tune-A-Video w/o tuning (the 3rd row of Fig. 10) output consistent content across frames, it does not have a notion of motion since it is only trained on static images. With tuning, our full model (the 4th row of Fig. 10) is able to generate the temporally-coherent video that incorporates the motion information (*i.e.*, skiing) in the training video, demonstrating the effectiveness of our One-Shot Tuning.

5. Conclusion

To imitate how humans adapt new visual concepts from a single exemplar, we introduce a new T2V generation task called One-Shot Video Generation, where only a single text-video pair is provided for training an open-domain T2V generator. To this end, we propose Tune-A-Video, a simple yet effective solution based on pretrained T2I diffusion models. Our method exploits the properties of pretrained T2I models by extending spatial self-attention to spatio-temporal domain with a tailored Sparse-Causal Attention. To capture necessary motion knowledge, we update the projection matrices in attention block on one training sample. Given this, our Tune-A-Video supports several T2V applications, including subject replacement, background change, attribute modification, style transfer, and etc.

Acknowledgement. We thank Yan-Pei Cao, Jia-Wei Liu and Fusheng Liu for their helpful discussions.

References

- [1] Rajat Arora and Yong Jae Lee. Singan-gif: Learning a generative video model from a single gif. In *Proceedings of the IEEE/CVF Winter Conference on Applications of Computer Vision*, pages 1310–1319, 2021. 3
- [2] Max Bain, Arsha Nagrani, Gül Varol, and Andrew Zisserman. Frozen in time: A joint video and image encoder for end-to-end retrieval. In *ICCV*, pages 1728–1738, 2021. 2
- [3] Guillaume Couairon, Jakob Verbeek, Holger Schwenk, and Matthieu Cord. Diffedit: Diffusion-based semantic image editing with mask guidance. *arXiv preprint arXiv:2210.11427*, 2022. 3
- [4] Ming Ding, Wendi Zheng, Wenyi Hong, and Jie Tang. Cogview2: Faster and better text-to-image generation via hierarchical transformers. *arXiv preprint arXiv:2204.14217*, 2022. 2, 3, 8
- [5] Patrick Esser, Robin Rombach, and Bjorn Ommer. Taming transformers for high-resolution image synthesis. In *Proceedings of the IEEE/CVF conference on computer vision and pattern recognition*, pages 12873–12883, 2021. 4
- [6] Oran Gafni, Adam Polyak, Oron Ashual, Shelly Sheynin, Devi Parikh, and Yaniv Taigman. Make-a-scene: Scene-based text-to-image generation with human priors, 2022. 2, 3
- [7] Rinon Gal, Yuval Alaluf, Yuval Atzmon, Or Patashnik, Amit H Bermano, Gal Chechik, and Daniel Cohen-Or. An image is worth one word: Personalizing text-to-image generation using textual inversion. *arXiv preprint arXiv:2208.01618*, 2022. 3
- [8] Songwei Ge, Thomas Hayes, Harry Yang, Xi Yin, Guan Pang, David Jacobs, Jia-Bin Huang, and Devi Parikh. Long video generation with time-agnostic vqgan and time-sensitive transformer. *arXiv preprint arXiv:2204.03638*, 2022. 2
- [9] Shuyang Gu, Dong Chen, Jianmin Bao, Fang Wen, Bo Zhang, Dongdong Chen, Lu Yuan, and Baining Guo. Vector quantized diffusion model for text-to-image synthesis. In *CVPR*, pages 10696–10706, 2022. 3
- [10] Shir Gur, Sagie Benaim, and Lior Wolf. Hierarchical patch vae-gan: Generating diverse videos from a single sample. *Advances in Neural Information Processing Systems*, 33:16761–16772, 2020. 3
- [11] Niv Haim, Ben Feinstein, Niv Granot, Assaf Shocher, Shai Bagon, Tali Dekel, and Michal Irani. Diverse generation from a single video made possible. In *European Conference on Computer Vision*, pages 491–509. Springer, 2022. 3
- [12] Amir Hertz, Ron Mokady, Jay Tenenbaum, Kfir Aberman, Yael Pritch, and Daniel Cohen-Or. Prompt-to-prompt image editing with cross attention control. *arXiv preprint arXiv:2208.01626*, 2022. 3
- [13] Jack Hessel, Ari Holtzman, Maxwell Forbes, Ronan Le Bras, and Yejin Choi. Clipscore: A reference-free evaluation metric for image captioning. *arXiv preprint arXiv:2104.08718*, 2021. 8
- [14] Jonathan Ho, William Chan, Chitwan Saharia, Jay Whang, Ruiqi Gao, Alexey Gritsenko, Diederik P Kingma, Ben Poole, Mohammad Norouzi, David J Fleet, et al. Imagen

- video: High definition video generation with diffusion models. *arXiv preprint arXiv:2210.02303*, 2022. 2, 3, 4, 7, 8
- [15] Jonathan Ho, Ajay Jain, and Pieter Abbeel. Denoising diffusion probabilistic models. *Advances in Neural Information Processing Systems*, 33:6840–6851, 2020. 3, 4
- [16] Jonathan Ho and Tim Salimans. Classifier-free diffusion guidance. *arXiv preprint arXiv:2207.12598*, 2022. 7
- [17] Jonathan Ho, Tim Salimans, Alexey Gritsenko, William Chan, Mohammad Norouzi, and David J Fleet. Video diffusion models. *arXiv:2204.03458*, 2022. 2, 4, 7
- [18] Jonathan Ho, Tim Salimans, Alexey Gritsenko, William Chan, Mohammad Norouzi, and David J. Fleet. Video diffusion models, 2022. 3
- [19] Wenyi Hong, Ming Ding, Wendi Zheng, Xinghan Liu, and Jie Tang. Cogvideo: Large-scale pretraining for text-to-video generation via transformers. *arXiv preprint arXiv:2205.15868*, 2022. 2, 8
- [20] Wenyi Hong, Ming Ding, Wendi Zheng, Xinghan Liu, and Jie Tang. Cogvideo: Large-scale pretraining for text-to-video generation via transformers, 2022. 3
- [21] Bahjat Kavar, Shiran Zada, Oran Lang, Omer Tov, Huiwen Chang, Tali Dekel, Inbar Mosseri, and Michal Irani. Imagic: Text-based real image editing with diffusion models. *arXiv preprint arXiv:2210.09276*, 2022. 3, 9
- [22] Brenden Lake, Ruslan Salakhutdinov, Jason Gross, and Joshua Tenenbaum. One shot learning of simple visual concepts. In *Proceedings of the annual meeting of the cognitive science society*, volume 33, 2011. 2
- [23] Brenden M Lake, Russ R Salakhutdinov, and Josh Tenenbaum. One-shot learning by inverting a compositional causal process. *Advances in neural information processing systems*, 26, 2013. 2
- [24] Jun Hao Liew, Hanshu Yan, Daquan Zhou, and Jiashi Feng. Magicmix: Semantic mixing with diffusion models. *arXiv preprint arXiv:2210.16056*, 2022. 3, 9
- [25] Alex Nichol, Prafulla Dhariwal, Aditya Ramesh, Pranav Shyam, Pamela Mishkin, Bob McGrew, Ilya Sutskever, and Mark Chen. Glide: Towards photorealistic image generation and editing with text-guided diffusion models. *arXiv preprint arXiv:2112.10741*, 2021. 2, 3
- [26] Yaniv Nikankin, Niv Haim, and Michal Irani. Sinfusion: Training diffusion models on a single image or video. *arXiv preprint arXiv:2211.11743*, 2022. 3
- [27] Dong Huk Park, Samaneh Azadi, Xihui Liu, Trevor Darrell, and Anna Rohrbach. Benchmark for compositional text-to-image synthesis. In *Thirty-fifth Conference on Neural Information Processing Systems Datasets and Benchmarks Track (Round 1)*, 2021. 8
- [28] Alec Radford, Jong Wook Kim, Chris Hallacy, Aditya Ramesh, Gabriel Goh, Sandhini Agarwal, Girish Sastry, Amanda Askell, Pamela Mishkin, Jack Clark, et al. Learning transferable visual models from natural language supervision. In *ICML*, pages 8748–8763. PMLR, 2021. 3
- [29] Aditya Ramesh, Prafulla Dhariwal, Alex Nichol, Casey Chu, and Mark Chen. Hierarchical text-conditional image generation with clip latents, 2022. 2, 3
- [30] Aditya Ramesh, Mikhail Pavlov, Gabriel Goh, Scott Gray, Chelsea Voss, Alec Radford, Mark Chen, and Ilya Sutskever. Zero-shot text-to-image generation. In *ICML*, pages 8821–8831. PMLR, 2021. 2
- [31] Robin Rombach, Andreas Blattmann, Dominik Lorenz, Patrick Esser, and Björn Ommer. High-resolution image synthesis with latent diffusion models. In *CVPR*, pages 10684–10695, 2022. 2, 3, 4, 7
- [32] Olaf Ronneberger, Philipp Fischer, and Thomas Brox. U-net: Convolutional networks for biomedical image segmentation. In *International Conference on Medical image computing and computer-assisted intervention*, pages 234–241. Springer, 2015. 4
- [33] Nataniel Ruiz, Yuanzhen Li, Varun Jampani, Yael Pritch, Michael Rubinstein, and Kfir Aberman. Dreambooth: Fine tuning text-to-image diffusion models for subject-driven generation. *arXiv preprint arXiv:2208.12242*, 2022. 3
- [34] Chitwan Saharia, William Chan, Saurabh Saxena, Lala Li, Jay Whang, Emily Denton, Seyed Kamyar Seyed Ghasemipour, Burcu Karagol Ayan, S Sara Mahdavi, Rapha Gontijo Lopes, et al. Photorealistic text-to-image diffusion models with deep language understanding. *arXiv preprint arXiv:2205.11487*, 2022. 2, 3
- [35] Christoph Schuhmann, Romain Beaumont, Richard Vencu, Cade Gordon, Ross Wightman, Mehdi Cherti, Theo Coombes, Aarush Katta, Clayton Mullis, Mitchell Wortsman, et al. Laion-5b: An open large-scale dataset for training next generation image-text models. *arXiv preprint arXiv:2210.08402*, 2022. 2
- [36] Uriel Singer, Adam Polyak, Thomas Hayes, Xi Yin, Jie An, Songyang Zhang, Qiyuan Hu, Harry Yang, Oron Ashual, Oran Gafni, et al. Make-a-video: Text-to-video generation without text-video data. *arXiv preprint arXiv:2209.14792*, 2022. 2, 3, 4, 7, 8
- [37] Jiaming Song, Chenlin Meng, and Stefano Ermon. Denoising diffusion implicit models. *arXiv preprint arXiv:2010.02502*, 2020. 7
- [38] Aaron Van Den Oord, Oriol Vinyals, et al. Neural discrete representation learning. *Advances in neural information processing systems*, 30, 2017. 4
- [39] Aaron van den Oord, Oriol Vinyals, and Koray Kavukcuoglu. Neural discrete representation learning. In *NeurIPS*, 2018. 2, 3
- [40] Ashish Vaswani, Noam Shazeer, Niki Parmar, Jakob Uszkoreit, Llion Jones, Aidan N. Gomez, Lukasz Kaiser, and Illia Polosukhin. Attention is all you need, 2017. 4
- [41] Ruben Villegas, Mohammad Babaeizadeh, Pieter-Jan Kindermans, Hernan Moraldo, Han Zhang, Mohammad Taghi Saffar, Santiago Castro, Julius Kunze, and Dumitru Erhan. Phenaki: Variable length video generation from open domain textual description. *arXiv preprint arXiv:2210.02399*, 2022. 3
- [42] Peng Wang, Lingqiao Liu, Chunhua Shen, Zi Huang, Anton Van Den Hengel, and Heng Tao Shen. Multi-attention network for one shot learning. In *proceedings of the IEEE conference on computer vision and pattern recognition*, pages 2721–2729, 2017. 2

- [43] Chenfei Wu, Lun Huang, Qianxi Zhang, Binyang Li, Lei Ji, Fan Yang, Guillermo Sapiro, and Nan Duan. Godiva: Generating open-domain videos from natural descriptions. *arXiv preprint arXiv:2104.14806*, 2021. 3
- [44] Chenfei Wu, Jian Liang, Lei Ji, Fan Yang, Yuejian Fang, Daxin Jiang, and Nan Duan. NÜwa: Visual synthesis pre-training for neural visual world creation, 2021. 3
- [45] Chen Henry Wu and Fernando De la Torre. Unifying diffusion models’ latent space, with applications to cyclediffusion and guidance. *arXiv preprint arXiv:2210.05559*, 2022. 3
- [46] Jiahui Yu, Xin Li, Jing Yu Koh, Han Zhang, Ruoming Pang, James Qin, Alexander Ku, Yuanzhong Xu, Jason Baldridge, and Yonghui Wu. Vector-quantized image modeling with improved vqgan. *arXiv preprint arXiv:2110.04627*, 2021. 3
- [47] Jiahui Yu, Yuanzhong Xu, Jing Yu Koh, Thang Luong, Gungjan Baid, Zirui Wang, Vijay Vasudevan, Alexander Ku, Yinfei Yang, Burcu Karagol Ayan, Ben Hutchinson, Wei Han, Zarana Parekh, Xin Li, Han Zhang, Jason Baldridge, and Yonghui Wu. Scaling autoregressive models for content-rich text-to-image generation, 2022. 3
- [48] Daquan Zhou, Weimin Wang, Hanshu Yan, Weiwei Lv, Yizhe Zhu, and Jiashi Feng. Magicvideo: Efficient video generation with latent diffusion models. *arXiv preprint arXiv:2211.11018*, 2022. 2

Appendix


A sloth is surfing a wave.



A cat is running on the grass.



An astronaut is skiing on snow.



A girl is running on the lawn.



Figure 11. Autoregressive generation of long video sequence using Sparse-Causal Attention.

[Training video] A man is doing push-ups in the gym.



A man in red clothes is doing push-ups in the gym.



A man is doing push-ups on the beach.



An old man is doing push-ups in the gym.



A panda is doing push-ups in the gym.




Figure 12. Videos generated from various text prompts. Tune-A-Video generates diverse and high-definition videos that are well-aligned with the motion of source videos and semantics of text prompts. Credit (training video): YouTube.

[Training video] A man is surfing.




A man is surfing in the desert .



An astronaut is surfing.



A lady , wearing a yellow dress , is surfing.



A teddy bear is surfing a wave, cartoon style .





Figure 13. Videos generated from various text prompts. Tune-A-Video generates diverse and high-definition videos that are well-aligned with the motion of source videos and semantics of text prompts. Credit (training video): YouTube.

[Training video] A man is dribbling a basketball on the court.



Iron Man is dribbling a basketball on the court.



Peppa Pig is dribbling a basketball on the court.



Kobe Bryant is dribbling a volleyball on the court.



A monkey is dribbling a football on the grass.





Figure 14. Videos generated from various text prompts. Tune-A-Video generates diverse and high-definition videos that are well-aligned with the motion of source videos and semantics of text prompts. Credit (training video): YouTube.


A gorilla is doing push-ups in the gym.



A polar bear is surfing a wave.



A student is dribbling a basketball on the court



A panda is skiing on snow, cartoon style.




Figure 15. Video examples generated by CogVideo and Tune-A-Video (Ours). Our Tune-A-Video produces high quality content with more elaborate details and faithful motion which are difficult to generate even for a pre-trained T2V model.