

Local Policy Improvement for Recommender Systems

Dawen Liang
Netflix
dliang@netflix.com

Nikos Vlassis
Adobe Research
vlassis@adobe.com

ABSTRACT

Recommender systems predict what items a user will interact with next, based on their past interactions. The problem is often approached through supervised learning, but recent advancements have shifted towards policy optimization of rewards (e.g., user engagement). One challenge with the latter is policy mismatch: we are only able to train a new policy given data collected from a previously-deployed policy. The conventional way to address this problem is through importance sampling correction, but this comes with practical limitations. We suggest an alternative approach of local policy improvement without off-policy correction. Our method computes and optimizes a lower bound of expected reward of the target policy, which is easy to estimate from data and does not involve density ratios (such as those appearing in importance sampling correction). This local policy improvement paradigm is ideal for recommender systems, as previous policies are typically of decent quality and policies are updated frequently. We provide empirical evidence and practical recipes for applying our technique in a sequential recommendation setting.

CCS CONCEPTS

• **Information systems** → *Collaborative filtering*; • **Computing methodologies** → Machine learning approaches; **Learning from implicit feedback**.

KEYWORDS

recommender systems, policy optimization, sequential recommendation

ACM Reference Format:

Dawen Liang and Nikos Vlassis. 2018. Local Policy Improvement for Recommender Systems. In *Proceedings of Make sure to enter the correct conference title from your rights confirmation email (Conference acronym 'XX)*. ACM, New York, NY, USA, 11 pages. <https://doi.org/XXXXXXXX.XXXXXXX>

1 INTRODUCTION

Recommender systems are a ubiquitous component of the web. In the recommendation problem, we observe how a set of users interact with a set of items, and our goal is to present these, as

Permission to make digital or hard copies of all or part of this work for personal or classroom use is granted without fee provided that copies are not made or distributed for profit or commercial advantage and that copies bear this notice and the full citation on the first page. Copyrights for components of this work owned by others than ACM must be honored. Abstracting with credit is permitted. To copy otherwise, or republish, to post on servers or to redistribute to lists, requires prior specific permission and/or a fee. Request permissions from permissions@acm.org.
Conference acronym 'XX, June 03–05, 2018, Woodstock, NY

© 2018 Association for Computing Machinery.
ACM ISBN 978-1-4503-XXXX-X/18/06...\$15.00
<https://doi.org/XXXXXXXX.XXXXXXX>

well as new, users a set of previously unseen items that they will enjoy. Historically this problem has been framed primarily as a prediction task via (self-)supervised learning [13, 18, 20, 24, 37, 39, 43, 53]. In recent years, more research has been focusing on viewing recommendation as a form of *intervention* [3, 34, 48], which naturally leads to a policy optimization approach to recommender systems in a decision making setting [7, 8, 16, 50–52, 54–56]. This also opens up the possibility to draw from the vast literature in the bandit and reinforcement learning (RL) research.

However, there is one challenge in pursuing a policy optimization approach: Modern recommender systems are mostly trained *off-policy*, meaning we only observe feedback on items that have been recommended by the previously-deployed policy (known as bandit feedback [41]). Hence, any inference about the unobserved feedback would involve a *counterfactual* question: what would have happened had we deployed a different policy? A conventional approach to address this policy mismatch is through importance sampling correction. However, this approach suffers from large variance in practice, especially with large action spaces, which is often the case in recommender systems if we treat each item as an action a policy can execute.

In this paper, we take a different approach to the problem of policy mismatch by locally optimizing a new policy. We draw from results in a number of fields including causal inference, bandits, and RL, and present a method that computes and optimizes a lower bound of the expected reward of the new policy. In essence we can perform policy optimization in an *off-policy* fashion without resorting to importance sampling correction, and hence avoid the issue of large estimation variance. To the best of our knowledge, such perspective has not been applied to recommender systems before. We also present practical recipes and algorithms that can be applied to large-scale datasets with millions of users/interaction sequences. We argue that this type of local policy improvement is particularly well-suited for recommender systems: In a commercial recommender system, it is reasonable to assume the previously-deployed policy is of decent quality, and moreover the production systems tend to be frequently re-trained offline based on newly collected user feedback. Hence, being able to continuously improve the policy with theoretical guarantees makes recommender systems a perfect candidate to such a local policy optimization approach.

Furthermore, as part of the lower-bounding approach, we introduce a measurement which calculates how far the newly-obtained policy deviates from the logging policy. Combined with the standard offline ranking-based metrics commonly used in recommender systems evaluation, it provides us with a holistic view on the trade-off between exploitation (good offline metrics) and exploration (large deviation from the logging policy) in an offline setting. It is also able to precisely pinpoint the problem with importance sampling

correction, which tends to overshoot and deviate too far from the logging policy without an easy way to control, as we demonstrate on both a semi-synthetic experiment as well as real-world datasets. In the meantime, we also show that our proposed approach can move between the two extremes with a single hyperparameter, giving practitioners the flexibility to make an informed decision before deploying a new policy online.

In recent years, there have been works which combine recommender systems and RL, among which Xin et al. [50, 51] are the closest to ours. Indeed, the objective functions introduced in Xin et al. [50, 51] are very similar to the local policy improvement objective that we arrive at. However, these approaches do not necessarily have the policy improvement guarantee as ours. In addition, despite the similarity on the objective function, empirically we demonstrate that our method can achieve significantly better results on two large-scale public e-commerce datasets. We further demonstrate the circumstances under which our approach outperforms the others by looking at where the most gains come from.

This work draws some parallels to offline reinforcement learning [22] where an essential idea is *pessimism*, effectively meaning to stay close to the data-generating policy [5, 10, 21, 31, 49].

2 BACKGROUND AND RELATED WORK

We review offline learning for decision making (also known as batch learning from bandit feedback [41]) and connect it with recommender systems, specifically sequential recommendation. Throughout the paper, we follow the notational convention that upper-case letters (e.g., X, A, R) represent random variables and lower-case letters (e.g., $X = x, A = a, R = r$) represent actual values the random variables take. We sometimes write $X = x$ (and other random variables) simply as x for brevity. We will also follow the convention that random, data-driven estimates have the form $\hat{\cdot}$ (e.g., \hat{J} would be an estimate of J).

2.1 Offline learning for decision making

In this paper, we consider the problem of offline learning from bandit feedback for decision making. Unlike online learning from bandit feedback, offline learning does not require online interaction and is capable of reusing existing logged data.

We start with the bandit setting [16, 25, 41] with an offline dataset which consists of n independent and identically distributed (i.i.d.) triplets $(x_i, a_i, r_i) \in X \times \mathcal{A} \times \mathbb{R}$, $i = 1, \dots, n$, representing the observed context, action taken (with \mathcal{A} being the action space), and resulting reward, respectively. We use (x, a, r) to refer to a generic draw of one of the above triplets, and assume it is sampled from the following generative process: $x \sim d(\cdot)$, $a \sim \mathbb{P}(\cdot | X = x)$, $r \sim p(\cdot | X = x, A = a)$. The distribution $\mu(a | x) \stackrel{\text{def}}{=} \mathbb{P}(A = a | X = x)$ is called the *logging policy*.

In offline learning, given data collected from the logging policy μ , our goal is to come up with a new policy π that is “good”. To quantify how good any arbitrary policy is, we adopt the notational shorthand for conditional mean reward $r(x, a) \stackrel{\text{def}}{=} \mathbb{E}[R | x, a]$ and define the expected reward (also referred to as *value* in the bandit

and RL literature) of a policy π as the following expectation:

$$J(\pi) \stackrel{\text{def}}{=} \mathbb{E}_{x \sim d(\cdot)} \mathbb{E}_{a \sim \pi(\cdot | x)} [r(x, a)] \quad (1)$$

Given the above, we can formally define the objective of offline learning for decision making as $\text{argmax}_{\pi} J(\pi)$. Although conceptually straightforward, this objective is difficult to optimize because it is essentially asking a *counterfactual* question: what would have happened had we deployed policy π instead of the logging policy μ ? This policy mismatch (often referred to as “off-policy”) is what differentiates the offline learning setting from the online setting (also known as “on-policy”) where we are able to test out any candidate policy and directly estimate its expected reward.

Inverse propensity scoring for off-policy correction. We can re-write Eq. 1 using importance sampling:

$$\begin{aligned} J(\pi) &= \mathbb{E}_{x \sim d(\cdot)} \mathbb{E}_{a \sim \pi(\cdot | x)} [r(x, a)] \\ &= \mathbb{E}_{x \sim d(\cdot)} \mathbb{E}_{a \sim \mu(\cdot | x)} \left[\frac{\pi(a | x)}{\mu(a | x)} r(x, a) \right] \end{aligned} \quad (2)$$

which effectively re-weights the data generated from μ to pretend it is sampled from π . This suggests the following inverse propensity scoring (IPS) estimator for $J(\pi)$:

$$\hat{J}(\pi) = \frac{1}{n} \sum_{i=1}^n \frac{\pi(a_i | x_i)}{\mu(a_i | x_i)} r_i \quad (3)$$

This estimator is unbiased, meaning given infinite amount of data, we will be able to estimate $J(\pi)$ accurately. Due to its simplicity, IPS has become the *de facto* choice to handle policy mismatch in both learning (especially in industrial setting [4, 7, 8]) as well as evaluation [33, 38]. However, the IPS estimator in Eq. 3 is known to suffer from large variance when μ and π are far from each other (i.e., when the importance weights $\frac{\pi(a_i | x_i)}{\mu(a_i | x_i)}$ take large values). It also requires that $\mu(a_i | x_i) > 0$ whenever $\pi(a_i | x_i) > 0$, a condition that if violated can lead to biased estimators [32]. There are approaches that try to address some of these limitations, such as doubly robust estimators [9], variance regularization [41], weight clipping [38], and self-normalized IPS [42]. However, all of them still carry the importance weights which can become problematic. In this paper, we take an alternative approach to locally improve the policy without resorting to importance sampling correction.

2.2 Sequential recommendation as offline decision making

So far we have mostly talked about offline learning for decision making in a general setting in Section 2.1. Now we contextualize it and connect to recommender systems, in particular sequential recommendation (also referred to as next item prediction).

As standard in recommender systems literature, we assume a set of users $u \in \mathcal{U}$ interacting with a catalog of items $a \in \mathcal{A}$. For the sake of concreteness, we assume the item catalog is the same as the action space of a bandit instance, as presented in Section 2.1. For each user u , we have observed an interaction sequence $x_u = \{a_1, a_2, \dots, a_{|x_u|}\}$ (we will drop the subscript u when there is no ambiguity) which is an ordered list of items. The goal of sequential recommendation is to build a model $f(\cdot | x)$ which takes input the interaction sequence x and predicts the next item a user will likely interact with. Given the sequential nature of the interaction, it is

common in practice to use a sequential model (e.g., convolutional or recurrent neural networks, transformers, etc.) as $f(\cdot | x)$ [13, 18, 39, 43, 53] and train such a model via maximum likelihood given a collection of user-item interactions generated from some previously-deployed recommender system.

Similar to how we define the bandit feedback dataset in Section 2.1, we can assume the previously-deployed recommender system executes the “logging policy” μ (we do not need the analytical form for μ , just assume that it exists). Furthermore, user-item interactions naturally induce some form of rewards (both positive and negative). For instance, in e-commerce use cases, the positive rewards can be clicks, add to cart, purchases, etc. The negative rewards are generally more implicit [14, 23, 27]. We can also interpret the standard sequential recommendation setting as having a 0-1 binary reward. From this perspective, we can re-interpret sequential recommendation as an offline decision making problem, where the goal becomes: Given an offline dataset of triplets $\{(x_i, a_i, r_i)\}$ generated by the previously-deployed recommendation policy μ , design a new policy π so that when given as input an interaction sequence x from a user, the recommender system recommends items $a \in \mathcal{A}$ following the policy $\pi(\cdot | x)$ to maximize the expected reward $J(\pi)$. Note that we can employ the same architectural choice for $\pi(\cdot | x)$ as we would do for $f(\cdot | x)$ in a standard sequential recommendation problem, as discussed above.

This offline decision-making perspective to recommender systems has been explored in recent years [7, 8, 50–52, 54–56]. Chen et al. [7, 8] employ one-step off-policy IPS correction with weight clipping to address policy mismatch in Youtube recommendation, a simplified version of which serves as a baseline in our experiment. Zhao et al. [55] investigate how to incorporate negative feedback into RL-based recommender systems. Zhao et al. [54] and Zou et al. [56] incorporate RL into specific recommendation settings. Xin et al. [50, 51, 52] are among the closest to our approach in this paper. However, despite the similarity in learning objective functions (especially with Xin et al. [50, 51]), the approaches in Xin et al. [50, 51, 52] do not necessarily enjoy the same theoretical justification as ours. We describe these approaches in more details in our experiment.

3 LOCAL POLICY IMPROVEMENT

We present the main approach here. The basic idea is to optimize a *lower bound* of the expected reward function $J(\pi)$ that is locally tight. Crucially, this lower bound is a function that is easy to estimate from data, and does *not* involve density ratios (such as those appearing, e.g., in the IPS approach). To the best of our knowledge, the proposed methodology has not been studied before in the context of recommender systems.

We first present the approach in a simplistic setting where in the offline bandit feedback data we assume the context x is sampled i.i.d. from a population distribution $x \sim d(\cdot)$ (akin to offline contextual bandit) and then we extend the result to more realistic settings where the context follows a Markov model (as in a Markov decision process). The distinction between the two settings is on the assumptions about the data generating process and consequently the expected reward associated with it.

3.1 Offline contextual bandit setting

We take a slight detour and present a *different* lower bound [25] on the IPS-corrected expected reward $J(\pi)$ in Eq. 2 which both serves as a baseline and helps with deriving our learning algorithm later.

Assume $r(x, a) \geq 0$ for all $(x, a) \in \mathcal{X} \times \mathcal{A}$. (This is without loss of generality, since we can always shift $r(x, a)$ by a constant, without affecting the landscape of $J(\pi)$.) Applying the bound $x \geq 1 + \log x$ (which is tight at $x = 1$) to the importance ratio $x = \frac{\pi}{\mu}$ at Eq. 2, we get [25]:

$$J(\pi) \geq \underbrace{\mathbb{E}_{x \sim d(\cdot)} \mathbb{E}_{a \sim \mu(\cdot | x)} [r(x, a) \log \pi(a | x)]}_{\mathcal{L}_\mu(\pi)} + \text{const} \quad (4)$$

where ‘const’ denotes terms that do not involve π . The lower-bounding function $\mathcal{L}_\mu(\pi)$ can be viewed as a surrogate function to optimize (over π) at the logging policy μ . In Appendix A.1 we also show that the same lower-bounding function $\mathcal{L}_\mu(\pi)$ can be derived from a different perspective [46], by bounding $\log J(\pi)$.

Optimizing the lower-bounding function $\mathcal{L}_\mu(\pi)$ w.r.t. π (while keeping everything else fixed) we attain its maxima at

$$\pi(a | x) \propto \mu(a | x) r(x, a), \text{ for any } x \in \mathcal{X}. \quad (5)$$

In practice we often do not have an explicit form for the logging policy μ , making directly applying Eq. 5 difficult. Alternatively, the form of $\mathcal{L}_\mu(\pi)$ in Eq. 4 suggests the following estimator using data collected under μ

$$\hat{\mathcal{L}}_\mu(\pi) = \frac{1}{n} \sum_{i=1}^n r_i \log \pi(a_i | x_i), \quad (6)$$

and optimizing it over π leads to a *reward-weighted cross-entropy* objective function which is amenable to stochastic optimization.

A direct lower bound. Eq. 4 provides a lower bound to the IPS-corrected $J(\pi)$ in Eq. 2, which is tight at $\mu = \pi$, but it does not tell us what happens when π deviates from the logging policy μ . Here we present an alternative approach that *directly* lower-bounds $J(\pi)$ in Eq. 1 by introducing a Kullback-Leibler (KL) divergence penalty between π and μ , averaged over the context $x \sim d(\cdot)$:

$$J(\pi) - \beta \cdot \mathbb{E}_{x \sim d(\cdot)} \left[D_{\text{KL}}(\pi(\cdot | x) || \mu(\cdot | x)) \right] \leq J(\pi) \quad (7)$$

where β is the Lagrangian multiplier and $D_{\text{KL}}(\pi(\cdot | x) || \mu(\cdot | x)) \stackrel{\text{def}}{=} \mathbb{E}_{a \sim \pi(\cdot | x)} [\log \pi(a | x) - \log \mu(a | x)]$. This is by definition a direct lower bound of the expected reward $J(\pi)$ because the KL divergence is always non-negative and the lower bound is tight at $\mu = \pi$. Referring to the definition of $J(\pi)$ in Eq. 1, we can re-write the lower bound in Eq. 7 (scaled by $1/\beta$) as:

$$\begin{aligned} & \mathbb{E}_{x \sim d(\cdot)} \mathbb{E}_{a \sim \pi(\cdot | x)} \left[-\log \pi(a | x) + (\log \mu(a | x) + r(x, a)/\beta) \right] \\ & = \mathbb{E}_{x \sim d(\cdot)} \left[-D_{\text{KL}}(\pi(\cdot | x) || \mu(\cdot | x) \exp(r(x, a)/\beta)) \right] \end{aligned}$$

In other words, maximizing the lower bound in Eq. 7 is equivalent to minimizing the KL divergence $D_{\text{KL}}(\pi(\cdot | x) || \mu(\cdot | x) \exp(r(x, a)/\beta))$ for all $x \sim d(\cdot)$. In an unconstrained setting, this leads to the following solution

$$\pi(a | x) \propto \mu(a | x) \exp(r(x, a)/\beta), \text{ for any } x \in \mathcal{X}.$$

In analogy with the bounding approaches discussed earlier that gave rise to Eq. 6 from Eq. 5, the above suggests the following weighted cross-entropy as the local policy improvement (LPI) objective:

$$\hat{\mathcal{L}}_{\text{LPI}}(\pi) = \frac{1}{n} \sum_{i=1}^n \exp(r_i/\beta) \log \pi(a_i | x_i).$$

This objective, though technically feasible, faces a practical concern when the reward r_i takes large value and/or β is small. To mitigate the issue, we note that for any function $g(x)$, the multiplicative solution for the optimal π can be re-written as:

$$\begin{aligned} \pi(a | x) &\propto \mu(a | x) \exp(r(x, a)/\beta) \\ &\propto \mu(a | x) \exp((r(x, a) - g(x))/\beta) \end{aligned}$$

Here $g(x)$ can be as simple as $\max_a r(x, a)$ which ensures the weight $\exp((r(x, a) - g(x))/\beta)$ does not exceed 1. A particularly interesting choice of $g(x)$ is $\mathbb{E}_{a \sim \mu(\cdot|x)}[r(x, a)]$ which is the conditional expected reward under μ for context x . We present a derivation in Appendix A.2 that this choice of $g(x)$ leads to an objective function that is the lower bound on $J(\pi) - J(\mu)$, the gap on the expected reward between π and μ , which if maximized would lead to an *improved* policy π over the logging policy μ . Denote $A_\mu(x, a) \stackrel{\text{def}}{=} r(x, a) - \mathbb{E}_{a \sim \mu(\cdot|x)}[r(x, a)]$ as the *residuals* of the predicted reward under μ , we have the updated LPI objective,

$$\hat{\mathcal{L}}_{\text{LPI}}(\pi) = \frac{1}{n} \sum_{i=1}^n \exp(\hat{A}_\mu(x_i, a_i)/\beta) \log \pi(a_i | x_i). \quad (8)$$

We make a few remarks:

1. The LPI objective is *off-policy* by design yet does not involve density ratios as in the IPS approach and easy to estimate from data. Moreover, the Lagrangian multiplier β gives us the flexibility to control exactly how far we want to deviate from the logging policy μ . Furthermore, the KL divergence penalty term $\mathbb{E}_{x \sim d(\cdot)} \left[D_{\text{KL}}(\pi(\cdot | x) || \mu(\cdot | x)) \right]$ can be estimated and used as a diagnostic measure for us to assess the deviation from the logging policy.
2. The resulting objective in Eq. 8 is known in the literature under different names (e.g., [28, 29, 47]). However, to the best of our knowledge, our derivation around lower-bounding $J(\pi)$, which is closely connected to how variational inference is presented in Blei et al. [2], is new.
3. As mentioned above, the choice of function $g(x)$ does not have a direct impact in the contextual bandit setting. However, as we show next, setting $g(x)$ to $\mathbb{E}_{a \sim \mu(\cdot|x)}[r(x, a)]$ is also a convenient choice that generalizes to the RL setting.

We close this section by noting a related IPS-based objective function that has been used in practice (e.g., Chen et al. [7]) as the following importance-sampling-corrected cross-entropy:

$$\hat{\mathcal{L}}_{\text{IPS}}(\pi) = \frac{1}{n} \sum_{i=1}^n \frac{\pi(a_i | x_i)}{\mu(a_i | x_i)} r_i \log \pi(a_i | x_i). \quad (9)$$

The key difference to the weighted cross-entropy objectives that we derived in this section is that in Eq. 9 the weights of the $\log \pi(\cdot)$ terms also depend on π . It would be of interest to investigate whether, in analogy to the approaches presented above, Eq. 9 also admits an interpretation as an empirical lower bound of some related objective function.

3.2 The Markov decision process setting

We now extend the above results from the previous section to RL setting with a Markov decision process (MDP). Besides the context/state $x \in \mathcal{X}$ (to be consistent with the previous section, we use the word ‘‘context’’ and ‘‘state’’ interchangeably in the MDP setting), action $a \in \mathcal{A}$, and (immediate) reward $r(x, a)$, we also assume a discount factor $\gamma \in (0, 1)$, a starting distribution $d_0(x)$, and a state transition model $x_t \sim \mathbb{P}(\cdot | x_{t-1}, a_{t-1})$. A major difference between here and the previous section is how a context/state is generated.

In an RL setting, we are often presented with trajectories sampled from a policy π as $\{(x_0, a_0, r_0), (x_1, a_1, r_1), \dots\}$. We follow the standard notation of action-value $Q_\pi(x, a)$, state-value $V_\pi(x)$, and advantage $A_\pi(x, a)$, defined as $Q_\pi(x, a) = \sum_{k=0}^{\infty} \gamma^k \mathbb{E}_\pi[r_{t+k} | X_t = x, A_t = a]$, $V_\pi(x) = \mathbb{E}_{a \sim \pi(\cdot|x)}[Q_\pi(x, a)]$, and $A_\pi(x, a) = Q_\pi(x, a) - V_\pi(x)$. Define $d_\pi(x) \propto \sum_{t=0}^{\infty} \gamma^t \mathbb{P}(X = x_t | \pi)$ as the γ -discounted stationary distribution of states x under policy π [40], where $\mathbb{P}(X = x_t | \pi)$ is the probability of being in state x after following π for t timesteps. The expected (discounted) cumulative reward of a policy π can be written as

$$J(\pi) \stackrel{\text{def}}{=} \sum_{t=0}^{\infty} \gamma^t \mathbb{E}_\pi[r_t] = \mathbb{E}_{x \sim d_\pi(\cdot)} \mathbb{E}_{a \sim \pi(\cdot|x)} [r(x, a)].$$

Recall in Section 3.1 we have shown that the LPI objective in Eq. 8 corresponds to a lower bound of the difference on the expected reward between two policies; a similar result exists for RL [1, 17]

$$J(\pi) - J(\mu) = \mathbb{E}_{x \sim d_\pi(\cdot)} \mathbb{E}_{a \sim \pi(\cdot|x)} [A_\mu(x, a)],$$

which, if maximized, would again lead to an *improved* policy. However, the expectation over d_π is problematic since we can neither compute it nor sample from it. Many modern RL algorithms [28, 47] optimize instead

$$\max_{\pi} \mathbb{E}_{x \sim d_\mu(\cdot)} \mathbb{E}_{a \sim \pi(\cdot|x)} [A_\mu(x, a)]$$

subject to $\pi \approx \mu$, since now we can sample from d_μ . From here, we can equivalently derive the same lower-bounding objective as in Section 3.1 by introducing $D_{\text{KL}}(\pi || \mu)$ as a penalty term. This result has been known as relative entropy policy search [29] in the optimal control / RL literature. Similar ideas are also explored in Schulman et al. [35, 36] for on-policy RL.

It may appear that we have overloaded the definition of the expected reward $J(\pi)$ and advantage A_π in both Section 3.1 and this section. It is in fact an intentional choice since we can generalize our definition here to the offline contextual bandit setting by assuming $\gamma = 0$ and the state $x \sim d(\cdot)$ are sampled independent of the previous state and action. To distinguish, we use LPI^{CB} and LPI^{RL} to refer to the offline contextual bandit and MDP settings, respectively. We emphasize that the distinction between LPI^{CB} and LPI^{RL} is on what assumptions we have about the data generating process and consequently the expected reward associated with it.

Estimating advantage. An important ingredient of our local policy improvement approach involves estimating the advantage function of a given policy μ (for the bandit setting, we can estimate it via the direct method [9]). There are mainly two different approaches: Monte-Carlo methods and temporal-difference (TD) methods [40].

Given that in a typical recommender system setting we only observe an incomplete sequence of user interactions (right-censored from the point when we collect the data), we primarily adopt the TD approach, which introduces a loss function $\hat{\mathcal{L}}_{\text{TD}}$. We keep the notation general since we can plug in different TD estimators here.

3.3 Practical considerations and recipes

Practical implications for recommender systems. The local policy improvement perspective has been presented in various contexts within the bandit/RL/optimal control literature over the years [5, 17, 25, 28, 29, 35, 36, 46, 47]. The essence of it is that if we are operating with a close proximity to the logging policy μ , we are able to improve the policy locally with theoretical guarantees.

In previous work, the logging policy has mostly been used as a way to debias the learning and evaluation through IPS [7, 11, 34]. To the best of our knowledge, there has not been an application of the local policy improvement approach in the recommender systems literature. This is rather surprising; we would argue that the local policy improvement perspective fits particularly well for recommender systems.

In a typical recommender system, we deploy a production/logging policy, which generates new user interaction data. These data is collected and used to train a new model, and this process repeats on a regular basis. In this case, it is reasonable to assume the logging policy is likely of reasonable quality. Therefore, it is especially relevant if we can always train a new policy that is an *improved* version of the previously-deployed policy.

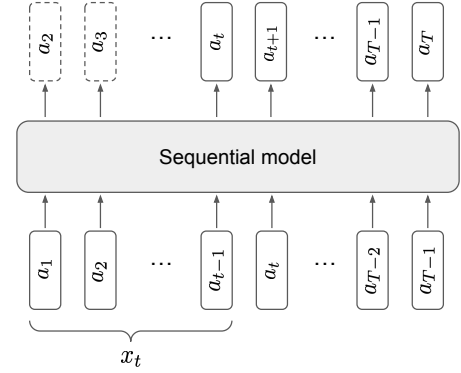
A general architecture. Figure 1a demonstrates how a typical sequential recommender system can be formulated from a policy optimization perspective presented in this paper. The backbone of the architecture is a sequential model, which can be a convolutional/recurrent neural network or a transformer [13, 18, 39, 43, 53]. The input at each step is $x_t = \{a_1, \dots, a_{t-1}\}$ and the output corresponds to action a_t . For certain architectures, if the input sequence is too long, making predictions and computing loss function across the entire sequence might be infeasible in one forward pass¹. Therefore, we allow the loss to be only computed over the most recent m actions where $m < |x_T|$ (as demonstrated by the dashed boxes in Figure 1a, meaning they can be skipped in the loss function). We use SASRec [18], one of the state-of-the-art baselines for sequential recommendation, as the backbone architecture for all the experiments.

We have two separate objective functions to optimize: the local policy improvement part $\hat{\mathcal{L}}_{\text{LPI}}$ and the temporal-difference loss $\hat{\mathcal{L}}_{\text{TD}}$. To parametrize the policy, we take a similar approach to some earlier work [7, 50, 51] with a multi-head architecture shown in Figure 1b, which suggests the following general objective:

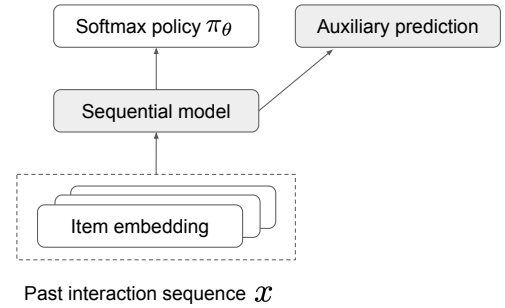
$$\max_{\theta} \hat{\mathcal{L}}(\theta) = \hat{\mathcal{L}}_{\text{LPI}}(\theta) - \lambda \cdot \hat{\mathcal{L}}_{\text{TD}}(\theta) \quad (10)$$

where λ balances the two parts of the objective. The auxiliary prediction head is primarily optimized by TD loss in our case, e.g., it can be a predicted action-value $Q_{\theta}(x, a)$ or state-value $V_{\theta}(x)$. One

¹Alternatively we can use a sliding window of fixed size and only make prediction at the last action. However, this way is much slower and in practice we found the metrics tend to be worse.



(a) A general sequential recommendation architecture for policy optimization. The dashed boxes mean these actions can be skipped in the loss function, effectively allowing for longer input sequences x .



(b) Policy parametrization with an auxiliary prediction head.

Figure 1: Diagrams of the general architecture and policy parametrization.

example for TD loss is the Q-learning objective used in Xin et al. [50, 51] where the auxiliary head outputs one prediction for each action a given state x as $Q_{\theta}(x, a)$:

$$\hat{\mathcal{L}}_{\text{TD}}(\theta) = \frac{1}{m} \sum_t \left(Q_{\theta}(x_t, a_t) - (r_t + \gamma \max_{a'} Q_{\theta}(x_{t+1}, a')) \right)^2 \quad (11)$$

where the sum is over the last m events as mentioned above. The auxiliary prediction head can also act as the weighting function (e.g., $\exp(A_{\theta}(x_i, a_i)/\beta)$) to the policy head, to which we cut the gradient and treat the weights as constant. This architecture also supports other related work [7, 8] by setting the auxiliary prediction head accordingly. The objective in Eq. 10 can be optimized with standard stochastic gradient and scale to large-scale datasets with millions of users/sequences.

4 EXPERIMENTS

We evaluate the performance of the proposed local policy improvement approach to recommender systems both in a semi-synthetic offline contextual bandit setting and a MDP setting with large-scale real-world e-commerce data.

Evaluation for recommender systems is difficult because recommender systems operate under the partial feedback setup in which we only observe feedback on items that have been recommended by the deployed policy. One way to address this challenge is through off-policy evaluation [9, 30, 44, 45]. However, off-policy evaluation is still an active research area and it especially struggles with large action space, which is commonplace in recommender systems.

In this paper, we still primarily evaluate various policies following the standard procedure in sequential recommendation by looking at how next item is ranked by the new policy given the interaction history. We take this pragmatic approach since in practice before deploying a new recommendation policy online, traditional recommendation ranking metrics can still give us a rough guidance. Furthermore, as we demonstrate in this section, when we look at both the traditional ranking metrics as well as the deviation between the new policy and the logging policy, we are able to get a more holistic picture regarding the different approaches and make an explicit exploration (deviation from the logging policy)-exploitation (good offline ranking metrics) trade-off.

In this section, we highlight the following results: First, in a semi-synthetic experiment under the offline contextual bandit setting, we demonstrate the challenge with traditional ranking metrics for evaluating recommender systems. Combined with the divergence penalty introduced in Section 3.1, we are able to pinpoint the problem with IPS-based approach, which tends to overshoot and move too far from the logging policy with no easy way to control. We also demonstrate that our proposed LPI approach is capable of shifting between staying very close to and moving very far away from the logging policy in a controllable manner, giving practitioners the option to make an explicit trade-off.

Second, with two public e-commerce sequential recommendation datasets, we evaluate various approaches under the MDP setting. We show that the proposed LPI approach significantly outperforms other approaches with similar objective functions. Furthermore, we look into the circumstances where LPI achieves better performance and identify that the gains are even more prominent with shorter sequences (i.e., contain less actions).

4.1 A semi-synthetic experiment

We start with the relatively simpler offline contextual bandit setting in Section 3.1 (i.e., we don't consider the transition of user-state as in a MDP), since in this setting our local policy improvement approach LPI^{CB} is optimizing the lower bound on the gap $J(\pi) - J(\mu)$ without any approximation (cf. MDP).

Dataset. We conduct the experiments by re-purposing the Netflix Prize data, a user-movie rating dataset. The ratings are between 1 and 5. We only keep users who have watched at least five movies. For each user, we sort all the ratings chronologically and take the most recent 200 ratings if there are more than 200 items in the interaction history. Given the sequence length of 200, we only compute the loss function over the most recent $m = 50$ items but allow the sequence x to be as long as 200, as discussed in Section 3.3. For rewards, we take ratings of 1 and 2 as $r = 0$, ratings of 3 as $r = 0.5$, and ratings of 4 and 5 as $r = 1$. After preprocessing, we obtain a dataset with 53 million interactions from 472,987 user

sequences and 17,770 items. We take 20,000 random user sequences as validation and test sets, respectively.

Experimental setup. Given that we have defined both the positive ($r > 0$) and negative ($r = 0$) rewards, for each policy π , we directly compute how much reward on average a greedy policy $\operatorname{argmax}_a \hat{\pi}(a | x)$ would acquire on heldout triplets $\{(x_i, a_i, r_i)\}_{i=1}^n$:

$$AR@1 = \frac{1}{n} \sum_i r_i \cdot \mathbb{1}[a_i = \operatorname{argmax}_a \hat{\pi}(a | x_i)]$$

However, as mentioned earlier, with bandit feedback data we only observe partial feedback on items that have been recommended by the deployed policy. To simulate a setting where we have full reward information on every user-item pair, we create a semi-synthetic dataset by imputing the missing ratings using a matrix factorization model [20], which has proven to be successful at the original Netflix Prize Challenge.

It is known that the user rating data is missing-not-at-random [26], i.e., whether or not a user decides to rate an item depends on how much she likes this item. In essence, the more positive ratings are over-represented in the observational dataset collected organically from a recommender system. Therefore, a naive imputation approach will likely over-impute positive ratings than what would be expected from real-world data. To this end, we adopt the method developed by Steck [37] which introduces a baseline score for all the missing ratings and perform a weighted factorization over the entire user-item matrix. Once we have such an imputation model $\hat{r}_{MF}(x, a)$, we define an *imputed* average reward (iAR) with respect to the same greedy policy as follows:

$$iAR@1 = \frac{1}{n} \sum_i \hat{r}_{MF}(x_i, \operatorname{argmax}_a \hat{\pi}(a | x_i))$$

In our local policy improvement approach, we introduce the divergence constraint $D_{KL}(\pi(\cdot | x) || \mu(\cdot | x))$ into the objective function. Empirically, we can also use the *data-driven* estimate $D_{KL}(\hat{\pi}(\cdot | x) || \hat{\mu}(\cdot | x))$ as a measurement to reveal how far the learned new policy $\hat{\pi}(\cdot | x)$ and the estimated logging policy $\hat{\mu}(\cdot | x)$ are as a proxy to understand the degree of change in policy. However, KL divergence is asymmetric and hard to interpret. Instead, we report Jensen-Shannon (JS) divergence, which is symmetric and furthermore bounded between 0 and $\log_e(2) \approx 0.69$:

$$D_{JS}(p || q) = \frac{1}{2} D_{KL}(p || m) + \frac{1}{2} D_{KL}(q || m) \quad (12)$$

where $m = (p + q)/2$. In our case, we can compute the Jensen-Shannon divergence between the learned new policy $\hat{\pi}(\cdot | x)$ and the estimated logging policy $\hat{\mu}(\cdot | x)$ for each context $x \sim d(\cdot)$ and compute an average over the dataset to estimate $\mathbb{E}_{x \sim d(\cdot)} [D_{JS}(\hat{\pi}(\cdot | x) || \hat{\mu}(\cdot | x))]$. We also compute $\mathbb{E}_{x \sim d(\cdot)} [D_{KL}(\hat{\pi}(\cdot | x) || \hat{\mu}(\cdot | x))]$ and they show similar trend. To estimate the logging policy $\hat{\mu}$, we perform maximum likelihood estimation on the training interaction sequences without any reward.

Baselines. We compare with the following baselines:

- Logging($\hat{\mu}$): the estimated logging policy.
- $\mathcal{L}_\mu(\pi)$: the policy that optimizes the reward-weighted cross-entropy $\mathcal{L}_\mu(\pi)$ which is shown to be the lower bound of the expected reward $J(\pi)$.

Table 1: Quantitative results on Netflix dataset. The standard errors on all three metrics are on the order of 10^{-4} .

Policy	AR@1	iAR@1	$D_{\text{JS}}(\hat{\pi} \parallel \hat{\mu})$
Logging ($\hat{\mu}$)	0.060	0.696	–
$\mathcal{L}_{\mu}(\pi)$	0.060	0.727	0.094
IPS	0.030	0.690	0.504
LPI ^{CB} ($\beta = 0.001$)	0.023	0.706	0.223
LPI ^{CB} ($\beta = 0.1$)	0.061	0.739	0.118
LPI ^{CB} ($\beta = 1$)	0.061	0.717	0.087
LPI ^{CB} ($\beta = 1000$)	0.060	0.698	0.081

- IPS: the importance-sampling corrected version of $\mathcal{L}_{\mu}(\pi)$ defined in Eq. 9. We apply weight clipping with a threshold of 30. Smaller threshold tends to have a reduced variance by introducing bias.

All the policies follow the same architectural structure described in Section 3.3. For the backbone SASRec model, we use a 2-layer transformer with 8 attention heads over 200-dim embedding/hidden units. For IPS we set the auxiliary prediction head to estimate the logging policy μ and cut the back-gradient as done in Chen et al. [7] so that it will not interfere with the learning of the new policy. All the models are trained with Adam optimizer [19] with batch size of 128 for 30 epochs. We pick the best hyperparameter/epoch by the heldout AR@1 on the validation set.

Experimental results and analysis. The results are summarized in Table 1. First of all, the observational AR@1 are all very close except IPS and LPI^{CB} with $\beta = 0.001$. This is further supported by the much larger value of JS divergence for these two models than all the others, especially IPS which clearly overshoots. This does not necessarily mean the IPS or LPI^{CB} with $\beta = 0.001$ will be terrible online. However, it does tell us that if we were to deploy them online, we would be faced with enormous amount of uncertainty.

The imputed average reward tells a different story: all the approaches manage to achieve similar level of imputed average reward, including IPS and LPI^{CB} with $\beta = 0.001$. Given that the quality of the score depends heavily on the imputation model, we would not read too much into the exact ordering of various approaches. However, this still shows us the challenge with traditional ranking metrics for evaluating recommender systems: by observational offline metrics (AR@1), we would expect IPS and LPI^{CB} with $\beta = 0.001$ to perform poorly. Yet if we believe the imputed reward to be reasonably accurate, then all of these policies would have similar level of performance online.

Looking at LPI^{CB} with different regularization strength β on the KL divergence, we can see that first, as expected, with smaller β , the learned policy $\hat{\pi}$ starts to move away from the logging policy, but not so far away that both the observational AR@1 and the “full-information” iAR@1 are still maintained at a high level (unless with a very small $\beta = 0.001$). Second, as β gets larger, the learned policy starts to get close to the logging policy, reflected by the relatively closeness between $\hat{\mu}$ and LPI^{CB} (with $\beta = 1000$) on iAR@1.

Table 2: Attributes of datasets for the MDP setting after pre-processing.

	YooChoose	RetailRocket
# of sequences	4.43M	195,523
# of items	48,255	70,852
# of clicks	24.6M	1.18M
# of purchases	1.15M	57,269

These results demonstrate the versatility of our proposed local policy improvement approach where we can explicitly control the amount of policy increments depending on the specific use cases in practice.

4.2 The MDP setting

In the MDP setting, we assume the user context/state x follows a transition model $x_t \sim \mathbb{P}(\cdot \mid x_{t-1}, a_{t-1})$. MDP is a more realistic setting but also comes with more approximations as shown in Section 3.2. Nevertheless, much of the experimental setup is still similar to Section 4.1.

Datasets : We conduct experiments on two real-world e-commerce datasets which have been used in recent work on applying RL to recommender systems [50–52]²: **YooChoose** and **RetailRocket**. Both contain sequences of clicks and purchases/add-to-cart. For both datasets, we remove sequences with less than 3 clicks. For **RetailRocket** we further remove all the items that appear in less than 3 sequences. The attributes of the datasets after preprocessing are in Table 2.

Experimental setup. We split all the sequences into training/validation/test sets with a 80/10/10 split. For each sequence we only keep the most recent 20 actions (>97% of sequences in both datasets contain no more than 20 actions). We use the following two recommendation metrics: hit rate (HR) and normalized discounted cumulative gain (nDCG). HR@ k is similar to recall@ k , measuring whether the heldout item is in the top- k of the recommended items. nDCG@ k also considers the rank of the heldout item, but it assigns higher scores $1/\log_2(\text{rank} + 1)$ to higher positions. Following Xin et al. [50, 51, 52], we define both click-based and purchase-based metrics, and assign a higher reward ($r_p = 1.0$) to actions leading to purchases compared to actions leading to only clicks ($r_c = 0.2$).

In addition to HR@ k and nDCG@ k , we again measure the JS divergence between the learned policy $\hat{\pi}$ and the estimated logging policy $\hat{\mu}$. Specifically, we can compute an average over the dataset to estimate $\mathbb{E}_{x \sim d_{\mu}(\cdot)} [D_{\text{JS}}(\hat{\pi}(\cdot \mid x) \parallel \hat{\mu}(\cdot \mid x))]$.

Baselines. In addition to the existing baselines: the estimated logging policy $\hat{\mu}$ and the reward-weighted cross-entropy $\mathcal{L}_{\mu}(\pi)$, we also consider the following baselines:

- Self-supervised Q-learning (SQN) [50]: it optimizes an unweighted cross-entropy function $\hat{\mathcal{L}}_{\text{CE}}(\pi) = \frac{1}{n} \sum_{i=1}^n \log \pi(a_i \mid x_i)$ regularized by TD loss: $\hat{\mathcal{L}}_{\text{SQN}} = \hat{\mathcal{L}}_{\text{CE}} - \lambda \cdot \hat{\mathcal{L}}_{\text{TD}}$.

²In Xin et al. [50, 51, 52] a subsample of 200,000 sequences is used for YooChoose dataset. In this paper we use the entire dataset with 4M sequences.

- Self-supervised Actor-Critic (SAC) [50]: similar to SQN, this method optimizes an action-value-weighted cross-entropy function $\hat{\mathcal{L}}_{\text{QCE}}(\pi) = \frac{1}{n} \sum_{i=1}^n \hat{Q}(x_i, a_i) \log \pi(a_i | x_i)$ (akin to actor-critic) regularized by the TD loss: $\hat{\mathcal{L}}_{\text{SAC}} = \hat{\mathcal{L}}_{\text{QCE}} - \lambda \cdot \hat{\mathcal{L}}_{\text{TD}}$.
- Policy Gradient (PG): similar to reward-weighted cross-entropy, but instead of immediate reward we use cumulative reward (referred to as “reward-to-go” [6, 15]) as weight at each timestep. PG is by design an on-policy method. Here we simply treat it as a policy which optimizes a weighted cross-entropy objective.
- Off-policy Policy Gradient (IPS-PG): similar to PG, but we apply an one-step important-sampling correction $\frac{\pi(a_i|x_i)}{\mu(a_i|x_i)}$ [7] which is shown to be biased but with much less variance. We further apply weight clipping with a threshold of 30.

There has been some more recent approaches. Specifically, Xin et al. [52] considers a prompt-based approach (similar to Chen et al. [6] and Janner et al. [15] for offline RL) to sequential recommendation. It is not obvious how we can parametrize such a policy so that we can compute the divergence between the learned policy and the logging policy, which is one of the main focuses in this paper. In addition, advantage function is also discussed in Xin et al. [51]. However, the way it is computed slightly differs from the definition of the advantage function in the RL literature and the added computation overhead is quite substantial, making it difficult to scale to the full **YooChoose** dataset. When we plug the advantage function defined in Xin et al. [51] into our LPI objective, we are able to achieve better results than what are reported in Xin et al. [51]. However, we feel this is orthogonal to the contributions of this paper. We leave further investigation to future work.

We implement all the baselines following the same architecture and parametrization as in Figure 1b to eliminate any difference in implementation details. As for the architecture of the backbone SASRec model, we adopt the same hyperparameters from Xin et al. [50, 51] with a single-layer transformer with one attention head over 64-dim embedding/hidden units. For the TD loss, we adopt the Q-learning objective in Eq. 11 to optimize the auxiliary prediction head. To stabilize the Q-learning, we adopt the double Q-learning technique [12] which proves very helpful. For LPI^{RL}, we compute the advantage analytically from the estimated action-value \hat{Q} . All the models are trained with Adam optimizer with batch size of 256 for 20 epochs. We pick the best hyperparameter/epoch by $r_p \cdot \text{nDCG}_p@20 + r_c \cdot \text{nDCG}_c@20$ on the validation set where nDCG_p and nDCG_c are purchase and click nDCG, respectively.

Experimental results and analysis. The results are summarized in Table 3. First of all, we can see that SQN, SAC, and LPI^{RL} all outperform the logging policy and $\mathcal{L}_\mu(\pi)$. Secondly, LPI^{RL} significantly outperform SQN and SAC, especially on the large-scale **YooChoose** dataset. On **RetailRocket**, the standard errors on the metrics are bigger due to the smaller sample size. However, we can still see that, for LPI^{RL}, all the nDCGs, which assign larger weights to higher positions, are consistently better. Considering the similarity in the objective functions between LPI^{RL} and SQN/SAC, the difference in performance is striking. It is also interesting to note that reward-weighted cross-entropy $\mathcal{L}_\mu(\pi)$, which does not directly control how far to move away from the logging policy, can have a sizable swing

in terms of the deviation across datasets (much smaller JS divergence than LPI^{RL} on **YooChoose** while larger on **RetailRocket**).

Finally, similar to Section 4.1, we see that IPS-PG achieves lower metrics and moves far away from the logging policy with the highest JS divergence. Again, this does not necessarily mean the policy learned with IPS-PG would be bad online, but the uncertainty is much higher compared with all the other policies considered here.

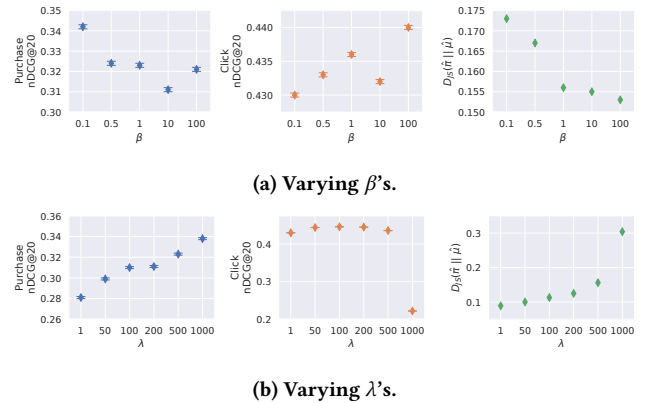


Figure 2: The YooChoose validation nDCG@20 with varying hyperparameters.

The effect of hyperparameters. We examine the two hyperparameters: the Lagrangian multiplier on the KL divergence β and the regularization strength on the TD loss λ . The validation metrics on **YooChoose** are shown in Figure 2. For β 's, we can see that with larger value, the JS divergence between the learned policy $\hat{\pi}$ and the estimated logging policy $\hat{\mu}$ goes down, as expected. Interestingly it also often corresponds to an increase in the click metrics. This is understandable given the logging policy is trained with equal weights on clicks and purchases and there are many more clicks in the dataset. For λ 's, we can see a negative correlation between purchase and click metrics with increasing λ 's. Furthermore, larger λ has a similar effect as smaller β , meaning λ also has the capability of moving the policy away from the logging policy. We find that λ 's also play a very important role with SQN and SAC as well.

Where do the gains come from? To further investigate under what circumstances LPI achieves better performance, we aggregate sequence-level validation click/purchase metrics and break them down by the number of clicks/purchases per sequence. The results on **YooChoose** are illustrated in Figure 3. (The results for **RetailRockets** are similar and can be found in Appendix A.3.) Specifically, we count the number of clicks/purchases per sequence and break down sequence-level average click/purchase nDCG@20 into buckets. We can see that LPI consistently outperforms other methods on the bucket with ≤ 5 clicks/purchases. Especially with purchase, all three methods are on par with each other on the rest of the three buckets. This shows that LPI is more effective when there have not been many actions in the sequence yet.

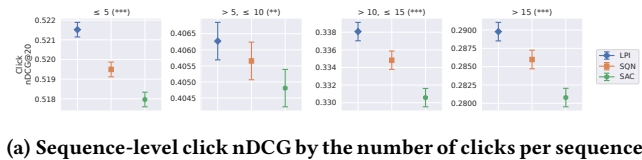
Table 3: Quantitative results on YooChoose and RetailRocket. The largest numbers are boldfaced. The standard errors on hit rate and nDCG are listed in the table. The asterisk (*) on hit rate and nDCG indicates the difference between the largest and second largest numbers are statistically significant at $\alpha = 0.05$ level with a paired t-test.

Policy	Purchase (± 0.002)						Click ($\pm < 0.001$)						$D_{JS}(\hat{\pi} \hat{\mu}) \leq \log_e(2)$
	Hit Rate			nDCG			Hit Rate			nDCG			
	@5	@10	@20	@5	@10	@20	@5	@10	@20	@5	@10	@20	
$\hat{\mu}$	0.317	0.411	0.493	0.227	0.258	0.279	0.464	0.552	0.628	0.376	0.404	0.423	—
$\mathcal{L}_{\mu}(\pi)$	0.322	0.415	0.496	0.232	0.262	0.283	0.461	0.547	0.623	0.373	0.401	0.420	0.089
PG	0.318	0.411	0.490	0.227	0.257	0.277	0.457	0.543	0.617	0.371	0.399	0.417	0.095
IPS-PG	0.245	0.295	0.344	0.187	0.203	0.215	0.100	0.123	0.148	0.076	0.083	0.089	0.526
SQN	0.366	0.460	0.539	0.266	0.296	0.316	0.479	0.567	0.642	0.387	0.415	0.434	0.159
SAC	0.364	0.458	0.537	0.266	0.297	0.317	0.473	0.561	0.637	0.384	0.413	0.432	0.167
LPI ^{RL}	0.372*	0.469*	0.547*	0.271*	0.303*	0.323*	0.479*	0.567*	0.643*	0.388*	0.417*	0.436*	0.156

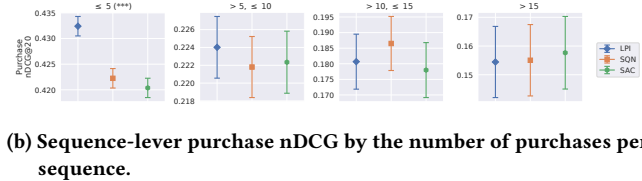
(a) YooChoose

Policy	Purchase (± 0.007)						Click (± 0.002)						$D_{JS}(\hat{\pi} \hat{\mu}) \leq \log_e(2)$
	Hit Rate			nDCG			Hit Rate			nDCG			
	@5	@10	@20	@5	@10	@20	@5	@10	@20	@5	@10	@20	
$\hat{\mu}$	0.631	0.669	0.698	0.551	0.563	0.571	0.445	0.494	0.537	0.374	0.390	0.401	—
$\mathcal{L}_{\mu}(\pi)$	0.631	0.663	0.689	0.561	0.572	0.578	0.440	0.487	0.528	0.373	0.388	0.398	0.282
PG	0.621	0.660	0.687	0.545	0.558	0.565	0.444	0.491	0.533	0.375	0.391	0.401	0.282
IPS-PG	0.257	0.270	0.285	0.224	0.228	0.232	0.107	0.117	0.127	0.089	0.093	0.095	0.571
SQN	0.663	0.702	0.723	0.593	0.605	0.611	0.468	0.520	0.567	0.396	0.413	0.424	0.270
SAC	0.654	0.689	0.716	0.578	0.589	0.596	0.462	0.512	0.556	0.393	0.409	0.421	0.301
LPI ^{RL}	0.665	0.700	0.724	0.599*	0.610*	0.616*	0.471*	0.522	0.567	0.400*	0.416*	0.428*	0.273

(b) RetailRocket



(a) Sequence-level click nDCG by the number of clicks per sequence.



(b) Sequence-level purchase nDCG by the number of purchases per sequence.

Figure 3: Sequence-level validation metric breakdown by action counts on YooChoose. For each subplot, a paired t-test is performed and * indicates statistical significance at $\alpha = 0.05$ level, ** at $\alpha = 0.01$ level, and * at $\alpha = 0.001$ level.**

5 CONCLUSION

In this paper, we present a local policy improvement approach for recommender systems, bringing in results from various literature threads. We are able to optimize for a new policy in an off-policy fashion without resorting to IPS (which is known to suffer from large

variance). We argue that this perspective is particularly well-suited in recommender systems, and we experimentally demonstrate the flexibility of the proposed approach. We also show that empirically the proposed LPI approach significantly outperforms other similar approaches. Furthermore, we observe that the gains from LPI are especially prominent with shorter sequences (i.e., contain less actions). We hope that the presented methodology will motivate researchers to consider alternative ways to optimize recommender systems policies.

REFERENCES

- [1] Achiam, J., Held, D., Tamar, A., and Abbeel, P. (2017). Constrained policy optimization. In *International Conference on Machine Learning*, pages 22–31. PMLR.
- [2] Blei, D. M., Kucukelbir, A., and McAuliffe, J. D. (2017). Variational inference: A review for statisticians. *Journal of the American statistical Association*, 112(518):859–877.
- [3] Bonner, S. and Vasile, F. (2018). Causal embeddings for recommendation. In *Proceedings of the 12th ACM Conference on Recommender Systems*, pages 104–112.
- [4] Bottou, L., Peters, J., Quiñero-Candela, J., Charles, D. X., Chikering, D. M., Portugaly, E., Ray, D., Simard, P., and Snelson, E. (2013). Counterfactual reasoning and learning systems: The example of computational advertising. *Journal of Machine Learning Research*, 14(11).
- [5] Brandfonbrener, D., Whitney, W., Ranganath, R., and Bruna, J. (2021). Offline RL without off-policy evaluation. *Advances in Neural Information Processing Systems*, 34:4933–4946.
- [6] Chen, L., Lu, K., Rajeswaran, A., Lee, K., Grover, A., Laskin, M., Abbeel, P., Srinivas, A., and Mordatch, I. (2021). Decision transformer: Reinforcement learning via sequence modeling. *Advances in Neural Information Processing Systems*, 34:15084–15097.
- [7] Chen, M., Beutel, A., Covington, P., Jain, S., Belletti, F., and Chi, E. H. (2019). Top-k off-policy correction for a REINFORCE recommender system. In *Proceedings of the*

- Twelfth ACM International Conference on Web Search and Data Mining*, pages 456–464.
- [8] Chen, M., Xu, C., Gatto, V., Jain, D., Kumar, A., and Chi, E. (2022). Off-policy actor-critic for recommender systems. In *Proceedings of the 16th ACM Conference on Recommender Systems*, pages 338–349.
- [9] Dudik, M., Langford, J., and Li, L. (2011). Doubly robust policy evaluation and learning. *arXiv preprint arXiv:1103.4601*.
- [10] Fujimoto, S., Meger, D., and Precup, D. (2019). Off-policy deep reinforcement learning without exploration. In *International Conference on Machine Learning*, pages 2052–2062. PMLR.
- [11] Gilotte, A., Calauzènes, C., Nedelec, T., Abraham, A., and Dollé, S. (2018). Offline A/B testing for recommender systems. In *Proceedings of the Eleventh ACM International Conference on Web Search and Data Mining*, pages 198–206.
- [12] Hasselt, H. (2010). Double Q-learning. *Advances in neural information processing systems*, 23.
- [13] Hidasi, B., Karatzoglou, A., Baltrunas, L., and Tikk, D. (2015). Session-based recommendations with recurrent neural networks. *arXiv preprint arXiv:1511.06939*.
- [14] Hu, Y., Koren, Y., and Volinsky, C. (2008). Collaborative filtering for implicit feedback datasets. In *2008 Eighth IEEE International Conference on Data Mining*, pages 263–272. Ieee.
- [15] Janner, M., Li, Q., and Levine, S. (2021). Offline reinforcement learning as one big sequence modeling problem. *Advances in Neural Information Processing Systems*, 34:1273–1286.
- [16] Jeunen, O. and Goethals, B. (2021). Pessimistic reward models for off-policy learning in recommendation. In *Proceedings of the 15th ACM Conference on Recommender Systems*, pages 63–74.
- [17] Kakade, S. and Langford, J. (2002). Approximately optimal approximate reinforcement learning. In *International Conference on Machine Learning*, pages 267–274.
- [18] Kang, W.-C. and McAuley, J. (2018). Self-attentive sequential recommendation. In *2018 IEEE International Conference on Data Mining (ICDM)*, pages 197–206. IEEE.
- [19] Kingma, D. P. and Ba, J. (2014). Adam: A method for stochastic optimization. *arXiv preprint arXiv:1412.6980*.
- [20] Koren, Y., Bell, R., and Volinsky, C. (2009). Matrix factorization techniques for recommender systems. *Computer*, 42(8):30–37.
- [21] Kumar, A., Zhou, A., Tucker, G., and Levine, S. (2020). Conservative q-learning for offline reinforcement learning. *Advances in Neural Information Processing Systems*, 33:1179–1191.
- [22] Levine, S., Kumar, A., Tucker, G., and Fu, J. (2020). Offline reinforcement learning: Tutorial, review, and perspectives on open problems. *arXiv preprint arXiv:2005.01643*.
- [23] Liang, D., Charlin, L., McInerney, J., and Blei, D. M. (2016). Modeling user exposure in recommendation. In *Proceedings of the 25th International Conference on World Wide Web*, pages 951–961.
- [24] Liang, D., Krishnan, R. G., Hoffman, M. D., and Jebara, T. (2018). Variational autoencoders for collaborative filtering. In *Proceedings of the 2018 World Wide Web Conference*, pages 689–698.
- [25] Ma, Y., Wang, Y.-X., and Narayanaswamy, B. (2019). Imitation-regularized offline learning. In *The 22nd International Conference on Artificial Intelligence and Statistics*, pages 2956–2965. PMLR.
- [26] Marlin, B. M., Zemel, R. S., Roweis, S., and Slaney, M. (2007). Collaborative filtering and the missing at random assumption. In *Proceedings of the Twenty-Third Conference on Uncertainty in Artificial Intelligence*, pages 267–275.
- [27] Pan, R., Zhou, Y., Cao, B., Liu, N. N., Lukose, R., Scholz, M., and Yang, Q. (2008). One-class collaborative filtering. In *2008 Eighth IEEE International Conference on Data Mining*, pages 502–511. IEEE.
- [28] Peng, X. B., Kumar, A., Zhang, G., and Levine, S. (2019). Advantage-weighted regression: Simple and scalable off-policy reinforcement learning. *arXiv preprint arXiv:1910.00177*.
- [29] Peters, J., Mulling, K., and Altun, Y. (2010). Relative entropy policy search. In *Twenty-Fourth AAAI Conference on Artificial Intelligence*.
- [30] Precup, D. (2000). Eligibility traces for off-policy policy evaluation. *Computer Science Department Faculty Publication Series*, page 80.
- [31] Rashidinejad, P., Zhu, B., Ma, C., Jiao, J., and Russell, S. (2021). Bridging offline reinforcement learning and imitation learning: A tale of pessimism. *Advances in Neural Information Processing Systems*, 34:11702–11716.
- [32] Sachdeva, N., Su, Y., and Joachims, T. (2020). Off-policy bandits with deficient support. In *Proceedings of the 26th ACM SIGKDD International Conference on Knowledge Discovery & Data Mining*, pages 965–975.
- [33] Saito, Y., Udagawa, T., Kiyohara, H., Mogi, K., Narita, Y., and Tateno, K. (2021). Evaluating the robustness of off-policy evaluation. In *Fifteenth ACM Conference on Recommender Systems*, pages 114–123.
- [34] Schnabel, T., Swaminathan, A., Singh, A., Chandak, N., and Joachims, T. (2016). Recommendations as treatments: Debiasing learning and evaluation. In *International Conference on Machine Learning*, pages 1670–1679. PMLR.
- [35] Schulman, J., Levine, S., Abbeel, P., Jordan, M., and Moritz, P. (2015). Trust region policy optimization. In *International Conference on Machine Learning*, pages 1889–1897. PMLR.
- [36] Schulman, J., Wolski, F., Dhariwal, P., Radford, A., and Klimov, O. (2017). Proximal policy optimization algorithms. *arXiv preprint arXiv:1707.06347*.
- [37] Steck, H. (2010). Training and testing of recommender systems on data missing not at random. In *Proceedings of the 16th ACM SIGKDD International Conference on Knowledge Discovery and Data Mining*, pages 713–722.
- [38] Strehl, A., Langford, J., Li, L., and Kakade, S. M. (2010). Learning from logged implicit exploration data. *Advances in Neural Information Processing Systems*, 23.
- [39] Sun, F., Liu, J., Wu, J., Pei, C., Lin, X., Ou, W., and Jiang, P. (2019). BERT4Rec: Sequential recommendation with bidirectional encoder representations from transformer. In *Proceedings of the 28th ACM International Conference on Information and Knowledge Management*, pages 1441–1450.
- [40] Sutton, R. S. and Barto, A. G. (2018). *Reinforcement learning: An introduction*. MIT press.
- [41] Swaminathan, A. and Joachims, T. (2015a). Counterfactual risk minimization: Learning from logged bandit feedback. In *International Conference on Machine Learning*, pages 814–823. PMLR.
- [42] Swaminathan, A. and Joachims, T. (2015b). The self-normalized estimator for counterfactual learning. *Advances in Neural Information Processing Systems*, 28.
- [43] Tang, J. and Wang, K. (2018). Personalized top-n sequential recommendation via convolutional sequence embedding. In *Proceedings of the Eleventh ACM International Conference on Web Search and Data Mining*, pages 565–573.
- [44] Thomas, P. and Brunskill, E. (2016). Data-efficient off-policy policy evaluation for reinforcement learning. In *International Conference on Machine Learning*, pages 2139–2148. PMLR.
- [45] Vlassis, N., Bibaut, A., Dimakopoulou, M., and Jebara, T. (2019). On the design of estimators for bandit off-policy evaluation. In *International Conference on Machine Learning*, pages 6468–6476. PMLR.
- [46] Vlassis, N. and Toussaint, M. (2009). Model-free reinforcement learning as mixture learning. In *Proceedings of the 26th Annual International Conference on Machine Learning*, pages 1081–1088.
- [47] Wang, Q., Xiong, J., Han, L., Liu, H., Zhang, T., et al. (2018). Exponentially weighted imitation learning for batched historical data. *Advances in Neural Information Processing Systems*, 31.
- [48] Wang, Y., Liang, D., Charlin, L., and Blei, D. M. (2020). Causal inference for recommender systems. In *Fourteenth ACM Conference on Recommender Systems*, pages 426–431.
- [49] Wu, Y., Tucker, G., and Nachum, O. (2019). Behavior regularized offline reinforcement learning. *arXiv preprint arXiv:1911.11361*.
- [50] Xin, X., Karatzoglou, A., Arapakis, I., and Jose, J. M. (2020). Self-supervised reinforcement learning for recommender systems. In *Proceedings of the 43rd International ACM SIGIR Conference on Research and Development in Information Retrieval*, pages 931–940.
- [51] Xin, X., Karatzoglou, A., Arapakis, I., and Jose, J. M. (2022a). Supervised advantage actor-critic for recommender systems. In *Proceedings of the Fifteenth ACM International Conference on Web Search and Data Mining*, pages 1186–1196.
- [52] Xin, X., Pimentel, T., Karatzoglou, A., Ren, P., Christakopoulou, K., and Ren, Z. (2022b). Rethinking reinforcement learning for recommendation: A prompt perspective. In *Proceedings of the 45th International ACM SIGIR Conference on Research and Development in Information Retrieval*, pages 1347–1357.
- [53] Yuan, F., Karatzoglou, A., Arapakis, I., Jose, J. M., and He, X. (2019). A simple convolutional generative network for next item recommendation. In *Proceedings of the Twelfth ACM International Conference on Web Search and Data Mining*, pages 582–590.
- [54] Zhao, X., Xia, L., Zhang, L., Ding, Z., Yin, D., and Tang, J. (2018a). Deep reinforcement learning for page-wise recommendations. In *Proceedings of the 12th ACM Conference on Recommender Systems*, pages 95–103.
- [55] Zhao, X., Zhang, L., Ding, Z., Xia, L., Tang, J., and Yin, D. (2018b). Recommendations with negative feedback via pairwise deep reinforcement learning. In *Proceedings of the 24th ACM SIGKDD International Conference on Knowledge Discovery & Data Mining*, pages 1040–1048.
- [56] Zou, L., Xia, L., Ding, Z., Song, J., Liu, W., and Yin, D. (2019). Reinforcement learning to optimize long-term user engagement in recommender systems. In *Proceedings of the 25th ACM SIGKDD International Conference on Knowledge Discovery & Data Mining*, pages 2810–2818.

A APPENDIX

A.1 A variational lower bound on $\log J(\pi)$

In this section we show that the lower-bounding function $\mathcal{L}_\mu(\pi)$ in Eq. 4 can be derived from a different perspective [46], by bounding $\log J(\pi)$.

Assuming again $r(a, x) \geq 0$, for *any* policy $\varpi(a | x)$ we define the following joint distribution on $(x, a) \in \mathcal{X} \times \mathcal{A}$

$$q_\varpi(x, a) \stackrel{\text{def}}{=} \frac{d(x) \varpi(a | x) r(a, x)}{J(\varpi)}.$$

By setting $\varpi = \pi$, taking logs, and re-arranging terms, we get:

$$\log J(\pi) = \log \pi(a | x) - \log q_\pi(x, a) + \text{const}, \quad \forall (x, a). \quad (13)$$

Now, taking expectation of both sides of Eq. 13 w.r.t. q_ϖ and re-arranging terms, we end up with the following “free energy” function:

$$\begin{aligned} \mathcal{F}(\pi, q_\varpi) &= \log J(\pi) - D_{\text{KL}}(q_\varpi \| q_\pi) \\ &= \frac{1}{J(\varpi)} \underbrace{\mathbb{E}_{x \sim d(\cdot)} \mathbb{E}_{a \sim \varpi(\cdot | x)} [r(x, a) \log \pi(a | x)]}_{\mathcal{L}_\varpi(\pi)} + \text{const}. \quad (14) \end{aligned}$$

Policy optimization can then be understood as performing EM-style coordinate ascent on the function $\mathcal{F}(\pi, q_\varpi)$: First we find the distribution ϖ^* that minimizes the KL divergence $D_{\text{KL}}(q_\varpi \| q_\pi)$, and then optimize the lower-bounding function $\mathcal{L}_{\varpi^*}(\pi)$ in Eq. 14. The lower-bounding function $\mathcal{L}_\mu(\pi)$ in Eq. 4 is then obtained by assuming that μ is the policy obtained by the last iteration of the above updates (i.e., $\mu \approx \pi^{t-1}$), in which case $\varpi^* = \mu$ gives the optimal q_{ϖ^*} above.

A.2 Policy improvement objective

In Section 3.1 we have shown that the multiplicative solution for the optimal policy π can be re-written as:

$$\begin{aligned} \pi(a | x) &\propto \mu(a | x) \exp(r(x, a)/\beta) \\ &\propto \mu(a | x) \exp((r(x, a) - g(x))/\beta) \end{aligned}$$

for any function $g(x)$. Here we present a derivation and show that when the function $g(x)$ is $\mathbb{E}_{a \sim \mu(\cdot | x)} [r(x, a)]$ which is the conditional expected reward under μ for context x , this corresponds to an objective function that is the lower bound on $J(\pi) - J(\mu)$, the gap on the expected reward between π and μ .

Referring to the definition of $J(\pi)$ in Eq. 1, note that for any function $g(x)$ we can equivalently optimize

$$\max_{\pi} \mathbb{E}_{x \sim d(\cdot)} \mathbb{E}_{a \sim \pi(\cdot | x)} [r(x, a) - g(x)]$$

When we set $g(x) = \mathbb{E}_{a \sim \mu(\cdot | x)} [r(x, a)]$ the above objective becomes

$$\mathbb{E}_{x \sim d(\cdot)} \mathbb{E}_{a \sim \pi(\cdot | x)} [A_\mu(x, a)] = J(\pi) - J(\mu) \quad (15)$$

where $A_\mu(x, a) \stackrel{\text{def}}{=} r(x, a) - \mathbb{E}_{a \sim \mu(\cdot | x)} [r(x, a)]$ as defined in Section 3.1. We can again introduce a KL divergence penalty between π and μ , averaged over the context $x \sim d(\cdot)$:

$$J(\pi) - J(\mu) - \beta \cdot \mathbb{E}_{x \sim d(\cdot)} [D_{\text{KL}}(\pi(\cdot | x) \| \mu(\cdot | x))] \leq J(\pi) - J(\mu) \quad (16)$$

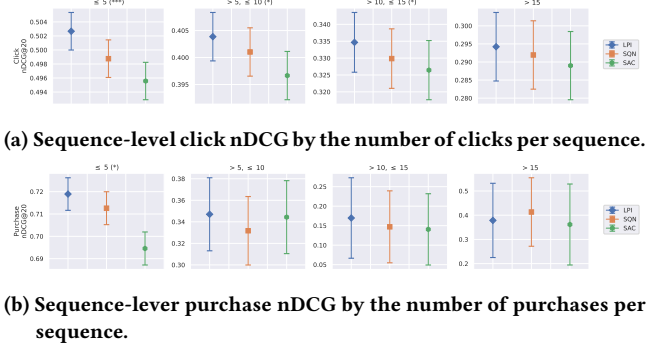


Figure 4: Sequence-level validation metric breakdown by action counts on RetailRocket. For each subplot, a paired t-test is performed and * indicates statistical significance at $\alpha = 0.05$ level, ** at $\alpha = 0.01$ level, and * at $\alpha = 0.001$ level.**

That is the lower bound on $J(\pi) - J(\mu)$, the gap on the expected reward between π and μ . Plug Eq. 15 into Eq. 16, we can re-write the lower bound (scaled by $1/\beta$) as:

$$\begin{aligned} &\mathbb{E}_{x \sim d(\cdot)} \mathbb{E}_{a \sim \pi(\cdot | x)} \left[-\log \pi(a | x) + (\log \mu(a | x) + A_\mu(x, a)/\beta) \right] \\ &= \mathbb{E}_{x \sim d(\cdot)} \left[-D_{\text{KL}}(\pi(\cdot | x) \| \mu(\cdot | x) \exp(A_\mu(x, a)/\beta)) \right] \end{aligned}$$

In other words, maximizing the lower bound in Eq. 16 is equivalent to minimizing the KL divergence $D_{\text{KL}}(\pi(\cdot | x) \| \mu(\cdot | x) \exp(A_\mu(x, a)/\beta))$ for all $x \sim d(\cdot)$. In an unconstrained setting, this leads to the following solution

$$\pi(a | x) \propto \mu(a | x) \exp(A_\mu(x, a)/\beta), \quad \text{for any } x \in \mathcal{X}.$$

which is exactly what we want to derive.

A.3 Additional experimental results

In Figure 4 we show the validation metric breakdown on **RetailRocket**. Again we can see similar trend as observed in Figure 3: The gains from LPI are the most prominent on the bucket with ≤ 5 clicks/purchases, especially with purchase.