

Balanced Split: A new train-test data splitting strategy for imbalanced datasets

Azal Ahmad Khan
Department of Chemistry
Indian Institute of Technology
Guwahati, India
k.azal@iitg.ac.in

Abstract—Classification data sets with skewed class proportions are called imbalanced. Class imbalance is a problem since most machine learning classification algorithms are built with an assumption of equal representation of all classes in the training dataset. Therefore to counter the class imbalance problem, many algorithm-level and data-level approaches have been developed. These mainly include ensemble learning and data augmentation techniques.

This paper shows a new way to counter the class imbalance problem through a new data-splitting strategy called balanced split. Data splitting can play an important role in correctly classifying imbalanced datasets. We show that the commonly used data-splitting strategies have some disadvantages, and our proposed balanced split has solved those problems.

Index Terms—Class imbalance, data splitting, machine learning

I. INTRODUCTION

The unequal representation of classes in the dataset is termed class imbalance. Class imbalance is a problem in machine learning that has been constantly worked on. There are constant studies conducted on class imbalance problem [1], [2], [3], [4]. This imbalance is problematic since most machine learning classification algorithms are built with an assumption of equal representation of all classes in the training dataset. Most of the works to counter the class imbalance problem can be classified into algorithm level or data level. Algorithm-level works include ensemble learning techniques [5], [6]. Like class imbalance in twitter dataset [7], margin theory [8], drug-target interaction [9], bearing defect [10], bioinformatics [11], fault diagnostic [12], spam detection in social networks [13], human activity recognition [14], rocket burst prediction [15], software defect prediction [16], financial bankruptcy prediction [17], web attacks [18], consumer credit risk [19], etc are all examples of ensemble learning in imbalanced datasets. The use of ensemble learning in class imbalance is also being constantly surveyed and reviewed [20], [21], [22].

Another way to counter class imbalance is by artificially generating samples of the minority class. This practice is becoming very common in the machine learning community. There has been development of many such techniques like SMOTE [23], SMOTE-ENN [24], SMOTE-SVM [25], Kmeans-SMOTE [26], Borderline-SMOTE [27], ADASYN [28], etc. General adversarial networks(GANs) [29], and its

versions like quantum GANs [30], SMOTified-GAN [31] have been a recent addition to these techniques. Apart from these, there is RUS which undersamples the majority class [32].

But these approaches artificially generate data to counter class imbalance we present a technique to use original data in such a way that it removes the class imbalance. We present a data-splitting strategy that answers the two main problems in the existing splitting strategies. The two problems are:

- 1) No guarantee of representation of minority class in the training dataset
- 2) Imbalance in the training dataset.

Our proposed balanced split solves both of these problems.

Data splitting plays an important role in imbalanced datasets. In [33], they randomly split the entire dataset into 80% training and 20% test. This led to questioning whether there are patient overlaps between the train, validation, and test sets. If yes, this could overestimate the model performance. Later they clarified there was no overlap. These are very common mistakes but are usually ignored because of less development in the field.

Now we can see how important data splitting is compared to the amount of work done. There has not been any development in the splitting strategy as researchers have opted to artificially generate data. Our work can potentially pave the way for future work by attracting researchers to the topic.

The paper is structured as follows in section II, we present the working of balanced split, In section III, we show the results of the tests that evaluate random-split, stratified-split, and balanced-split on two different classification algorithms. Last, in section IV, we conclude and present future research ideas.

II. BALANCED SPLIT

In this section, we explain how our proposed balanced split works. The balanced split's main principle is that the training dataset should have equal samples from all classes. Here we present the steps of splitting:

- 1) Calculate the number of samples to be included in the training dataset(TrS) using training ratio(tr) and total samples(m).

$$TrS = tr \times m$$

- 2) Include an equal number of samples from each class. These should be equal to -

$$\frac{TrS}{N}$$

where N is the number of classes.

But it must be noted that the training ratio has an upper limit while using balanced split. This is determined using the following formula:

$$\frac{m \times tr}{N} < \min(m(A), m(B), \dots, m(N)) \quad (1)$$

Therefore we can say that the upper limit of the training ratio in balanced split depends on the minority class ratio and the number of classes. From the above equation, it can also be noted that the upper limit of the training ratio depends linearly on the minority class ratio.

In table I, we highlight the advantages and disadvantages of random, stratified, and balanced split. The only disadvantage of balanced split is that it has an upper limit to train ratio.

Figure 1 shows how different splitting strategies work. It is a binary classification example of class A, with 800 samples, and class B, with 1000 samples. The training ratio is set as 0.75, which means 75 percent of samples should be used in the training dataset and the remaining 25 percent for the test dataset. First, we show the case of a random split. Since it's the case of the random split, we can't determine the representation of each class in the training dataset. Next, comes stratified split here, we can determine the representation of each class in the training dataset. Stratified split guarantees the representation of each class in the training dataset, but it does not include an equal number of samples from each class in the training dataset except for the case of no imbalance. Next, we see the working of balanced split. Balanced split guarantees the inclusion of minority class and equal representation of all classes in the training dataset. The training ratio should be smaller than the upper limit, which can be determined by equation 1. For the example shown in figure 1, the upper limit of tr is 0.88.

Algorithm 1 is the pseudo-code of balanced split. The pseudocode is for balanced split of datasets containing N classes and keeping the training ratio lesser than the upper limit. The code is published on GitHub and can be publicly accessed.

Algorithm 1 Pseudocode of Balanced Split

Input: training ratio and the number of samples in the minority class.

Calculate the number of samples to be included from each class.

for $i = 1 : N$ **do**

 Randomly select a specified number of samples from each class for the training dataset.

 Include the remaining samples in the test dataset.

end for

Output: balanced training and test dataset.

In figure 2, we present the working of balanced split in the binary class dataset splitting. We take classes A and B in the example with 800 and 1000 samples, respectively. Class A is the minority class in the example as it has the least number of samples in the dataset. The minority class ratio is 0.44. Using equation 1, we can determine the upper limit of the training ratio, which is 0.89. In the figure, we show the split keeping three different train ratios. In figure 2a, tr was kept as 0.6, in figure 2b, tr was kept as 0.7, and in figure 2c, tr was kept as 0.8. All the training ratios were less than the upper limit, which is 0.89 hence balanced split was possible.

In figure 3, we present the working of balanced split in the multi class dataset splitting. We take classes A, B, and C in the example with 800, 1000, and 600 samples, respectively. Class C is the minority class in the example as it has the least number of samples in the dataset. The minority class ratio is 0.25. Using equation 1, we can determine the upper limit of the training ratio, which is 0.75. In the figure, we show the split keeping three different train ratios. In figure 2a, tr was kept as 0.6, in figure 2b, tr was kept as 0.75, and in figure 2c, tr was kept as 0.9.

In figure 3b, tr was kept as 0.75, equal to the upper limit. This leads to the inclusion of all the samples of minority class into the training dataset and leaving no samples for the test dataset. Therefore we would suggest users to refrain from using the upper limit as the training ratio to avoid exhausting all the minority samples in the training dataset. In figure 3c, tr was kept as 0.9, which is greater than the upper limit hence balanced split was not possible.

III. TESTS AND RESULTS

In this section, we show the results of the tests to evaluate balanced split. For comparison, we also evaluated random split and stratified split, which are the most common splitting strategies.

A. Dataset description

We conducted the tests on the customer dataset that is available on Kaggle. The dataset can be accessed using <https://www.kaggle.com/datasets/kaushikuresh147/customer-segmentation?resource=download&select=Train.csv>. Dataset contains ten features and one target feature and 8058 total samples. The dataset is a multi-class imbalanced classification dataset. The dataset contains four classes, A, B, C, and D, with 1972, 1858, 1970, and 2268 samples. Class B is the minority class with a minority ratio of 0.23. Using equation 1, we got the upper limit of the training ratio, which is 0.92. Gender, Ever_Married, Graduated, Profession, Spending_Score, and Var_1 were categorical features that were converted to numerical values using a label encoder. Then, null values present in the features Work_Experience and Family_Size were replaced by the mode values of the particular features.

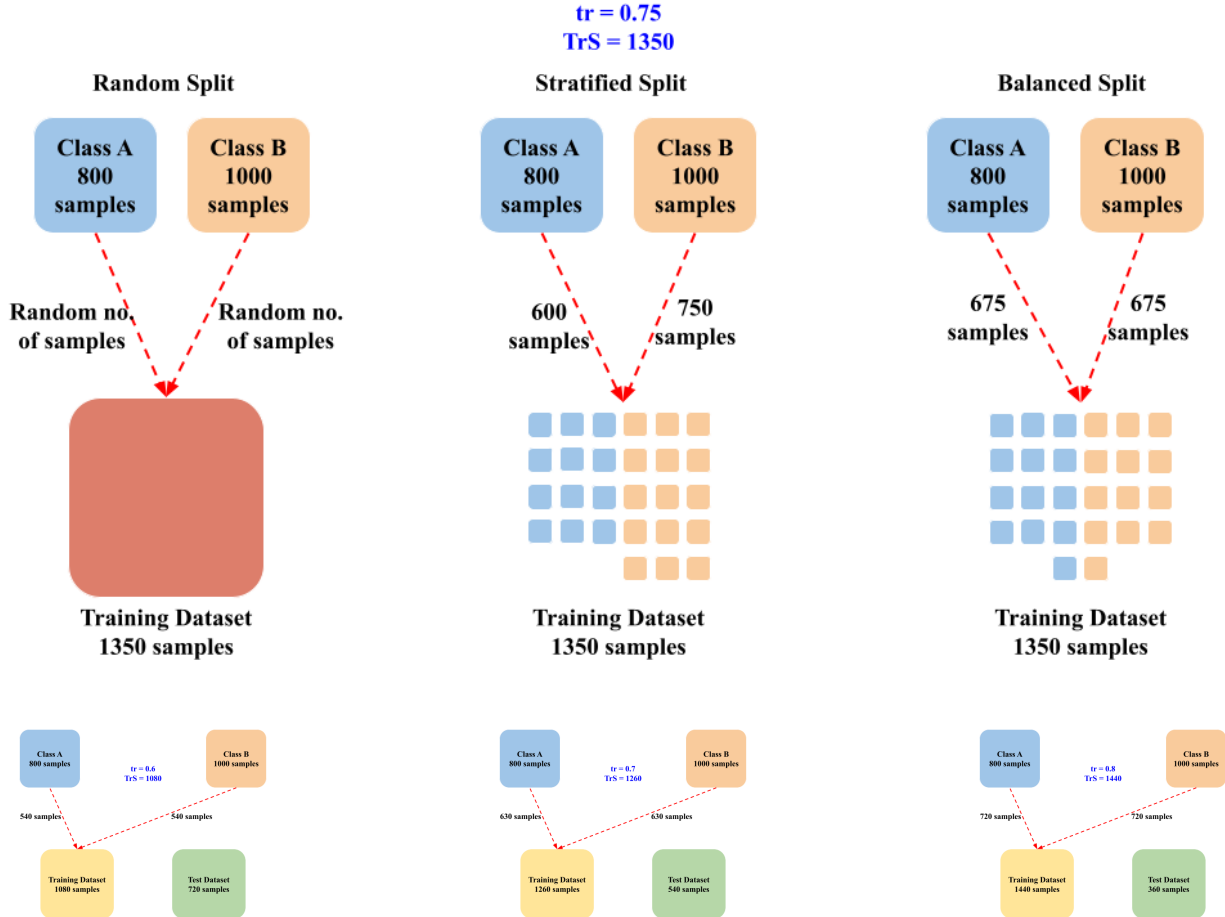
B. Algorithms

Two different algorithms were used in the classification. K-nearest neighbor was used. K-nearest neighbor is a supervised

TABLE I: Parameter and values for the algorithms compared.

Split strategy	Advantages	Disadvantages
Random split		Neither guarantees the inclusion of minority class nor equal representation of all the classes in the training dataset
Stratified split	Guarantees inclusion of minority class in the training dataset	Does not include an equal number of samples from each class in the training dataset
Balanced split	Guarantees the inclusion of minority class and equal representation of all classes in the training dataset	Has an upper limit to train ratio

Fig. 1: Working of different strategies in binary class data split.



(a) Balanced split with train ratio 0.6.

(b) Balanced split with train ratio 0.7.

(c) Balanced split with train ratio 0.8.

Fig. 2: Working of balanced-split on a binary-class imbalanced dataset with different train ratios.

Learning technique. It's a non-parametric algorithm that does not take assumptions. It classifies data into the specified number of neighbors by calculating their euclidean distances. Random forest classifier was used. It contains several decision trees on various subsets of the given dataset and takes the average to improve the predictive accuracy of that dataset. The hyperparameters were directly taken from scikit-learn library.

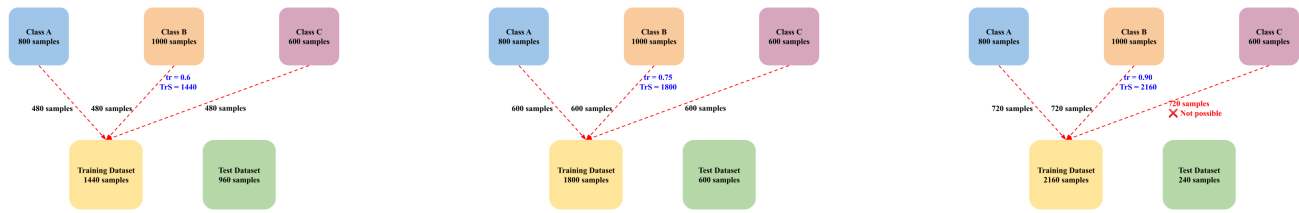
C. Tests

We have tested the splitting strategies with multiple train ratios. Nine test ratios were used from 0.5 to 0.9 with a step size of 0.05. All the train ratios are less than the upper

limit, which is 0.92. We calculated the accuracy score and the weighted F-1 score. The F1-score combines the precision and recall of a classifier into a single metric by taking their harmonic mean. The F-1 score is the metric that is commonly used for imbalanced datasets.

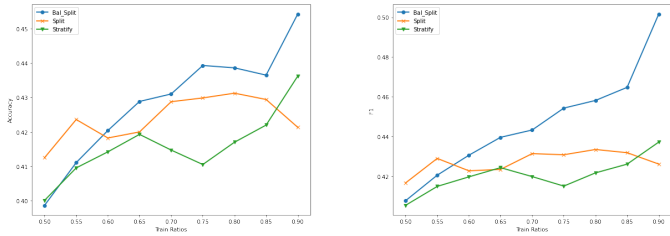
$$F - 1 = 2 \times \frac{\text{precision} \times \text{recall}}{\text{precision} + \text{recall}}$$

The results of the K-nearest neighbor classifier's accuracy score and F-1 score are presented in table II. Figure 4a compares the random, stratified, and balanced split of the KNN



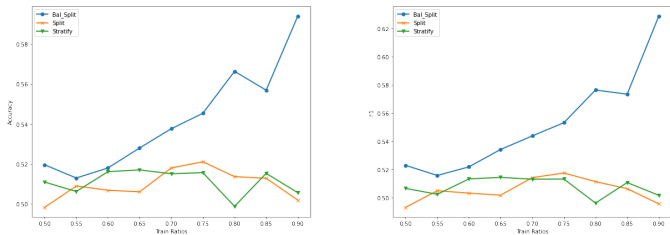
(a) Balanced split with train ratio 0.6. (b) Balanced split with train ratio 0.75. (c) Balanced split with train ratio 0.9.

Fig. 3: Working of balanced-split on a multi-class imbalanced dataset with different train ratios.



(a) Comparison of accuracy of multiple splitting strategies. (b) Comparison of F-1 score of multiple splitting strategies.

Fig. 4: Comparisons for K-nearest neighbor classifier.



(a) Comparison of accuracy of multiple splitting strategies. (b) Comparison of F-1 score of multiple splitting strategies.

Fig. 5: Comparisons for random forest classifier.

classifier’s accuracy score. Figure 4b compares the random, stratified, and balanced split of the KNN classifier’s F-1 score.

The results of the random forest classifier’s accuracy score and F-1 score are presented in table III. Figure 5a compares the random, stratified, and balanced split of the KNN classifier’s accuracy score. Figure 5b compares the random, stratified, and balanced split of the KNN classifier’s F-1 score.

From the tables and graphs, it can be observed that balanced-split has performed better than random and stratified splits.

IV. CONCLUSION AND FUTURE WORKS

We propose a new data-splitting strategy for imbalanced datasets. From the results, it can be concluded that it can be a valuable strategy for imbalanced datasets. Balanced split solves two major existing problems in common splitting strategies.

We present ideas as potentials for future studies, including further evaluation of balanced-split on image and textual

datasets. Comparison of random and stratified-split with data augmentation against balanced-split is another research idea to explore.

CODE

We publish the code of balanced-split for further research, and it can be publicly accessed using the following URL: <https://github.com/azalahmadkhan/Balanced-split>

REFERENCES

- [1] X. Guo, Y. Yin, C. Dong, G. Yang, and G. Zhou, “On the class imbalance problem,” in *2008 Fourth international conference on natural computation*, vol. 4. IEEE, 2008, pp. 192–201.
- [2] N. Japkowicz and S. Stephen, “The class imbalance problem: A systematic study,” *Intelligent data analysis*, vol. 6, no. 5, pp. 429–449, 2002.
- [3] J. M. Johnson and T. M. Khoshgoftaar, “Survey on deep learning with class imbalance,” *Journal of Big Data*, vol. 6, no. 1, pp. 1–54, 2019.
- [4] S. Kotsiantis, D. Kanellopoulos, P. Pintelas *et al.*, “Handling imbalanced datasets: A review,” *GESTS international transactions on computer science and engineering*, vol. 30, no. 1, pp. 25–36, 2006.
- [5] T. G. Dietterich *et al.*, “Ensemble learning,” *The handbook of brain theory and neural networks*, vol. 2, no. 1, pp. 110–125, 2002.
- [6] R. Polikar, “Ensemble learning,” in *Ensemble machine learning*. Springer, 2012, pp. 1–34.
- [7] S. Liu, Y. Wang, J. Zhang, C. Chen, and Y. Xiang, “Addressing the class imbalance problem in twitter spam detection using ensemble learning,” *Computers & Security*, vol. 69, pp. 35–49, 2017.
- [8] W. Feng, W. Huang, and J. Ren, “Class imbalance ensemble learning based on the margin theory,” *Applied Sciences*, vol. 8, no. 5, p. 815, 2018.
- [9] A. Ezzat, M. Wu, X.-L. Li, and C.-K. Kwok, “Drug-target interaction prediction via class imbalance-aware ensemble learning,” *BMC bioinformatics*, vol. 17, no. 19, pp. 267–276, 2016.
- [10] M. Farajzadeh-Zanjani, R. Razavi-Far, and M. Saif, “Efficient sampling techniques for ensemble learning and diagnosing bearing defects under class imbalanced condition,” in *2016 IEEE symposium series on computational intelligence (SSCI)*. IEEE, 2016, pp. 1–7.
- [11] P. Yang, P. D. Yoo, J. Fernando, B. B. Zhou, Z. Zhang, and A. Y. Zomaya, “Sample subset optimization techniques for imbalanced and ensemble learning problems in bioinformatics applications,” *IEEE transactions on cybernetics*, vol. 44, no. 3, pp. 445–455, 2013.
- [12] Z. Wu, W. Lin, and Y. Ji, “An integrated ensemble learning model for imbalanced fault diagnostics and prognostics,” *IEEE Access*, vol. 6, pp. 8394–8402, 2018.
- [13] C. Zhao, Y. Xin, X. Li, Y. Yang, and Y. Chen, “A heterogeneous ensemble learning framework for spam detection in social networks with imbalanced data,” *Applied Sciences*, vol. 10, no. 3, p. 936, 2020.
- [14] Y. Guo, Y. Chu, B. Jiao, J. Cheng, Z. Yu, N. Cui, and L. Ma, “Evolutionary dual-ensemble class imbalance learning for human activity recognition,” *IEEE Transactions on Emerging Topics in Computational Intelligence*, 2021.
- [15] X. Yin, Q. Liu, Y. Pan, X. Huang, J. Wu, and X. Wang, “Strength of stacking technique of ensemble learning in rockburst prediction with imbalanced data: Comparison of eight single and ensemble models,” *Natural Resources Research*, vol. 30, no. 2, pp. 1795–1815, 2021.

TABLE II: Accuracy score and F-1 score of KNN classifier using random, stratified, and balanced splits.

Split strategies	Train ratios	0.5	0.55	0.6	.65	0.7	0.75	0.8	0.85	0.9
Random split	Accuracy score	0.412	0.42	0.418	0.419	0.428	0.429	0.431	0.429	0.421
	F-1 score	0.416	0.429	0.422	0.423	0.431	0.43	0.433	0.431	0.426
Stratified split	Accuracy score	0.4	0.409	0.414	0.419	0.414	0.41	0.416	0.421	0.436
	F-1	0.405	0.415	0.419	0.424	0.419	0.415	0.421	0.426	0.437
Balanced split	Accuracy score	0.398	0.411	0.42	0.428	0.43	0.439	0.438	0.436	0.454
	F-1 score	0.407	0.42	0.43	0.439	0.443	0.454	0.458	0.464	0.501

TABLE III: Accuracy score and F-1 score of random forest classifier using random, stratified, and balanced splits.

Split strategies	train ratios	0.5	0.55	0.6	0.65	0.7	0.75	0.8	0.85	0.9
Random split	Accuracy score	0.498	0.508	0.506	0.506	0.517	0.521	0.513	0.512	0.501
	F-1 score	0.493	0.504	0.503	0.501	0.514	0.517	0.511	0.506	0.495
Stratified split	Accuracy score	0.51	0.506	0.516	0.516	0.515	0.515	0.498	0.515	0.505
	F-1 score	0.506	0.502	0.513	0.514	0.513	0.513	0.496	0.51	0.501
Balanced split	Accuracy score	0.519	0.512	0.517	0.527	0.537	0.545	0.566	0.556	0.594
	F-1 score	0.522	0.515	0.521	0.534	0.543	0.553	0.576	0.573	0.628

- [16] Z. Sun, Q. Song, and X. Zhu, "Using coding-based ensemble learning to improve software defect prediction," *IEEE Transactions on Systems, Man, and Cybernetics, Part C (Applications and Reviews)*, vol. 42, no. 6, pp. 1806–1817, 2012.
- [17] H. Faris, R. Abukhurma, W. Almanaseer, M. Saadeh, A. M. Mora, P. A. Castillo, and I. Aljarah, "Improving financial bankruptcy prediction in a highly imbalanced class distribution using oversampling and ensemble learning: a case from the spanish market," *Progress in Artificial Intelligence*, vol. 9, no. 1, pp. 31–53, 2020.
- [18] R. Zuech, J. Hancock, and T. M. Khoshgoftaar, "Detecting web attacks using random undersampling and ensemble learners," *Journal of Big Data*, vol. 8, no. 1, pp. 1–20, 2021.
- [19] M. Papouskova and P. Hajek, "Two-stage consumer credit risk modelling using heterogeneous ensemble learning," *Decision support systems*, vol. 118, pp. 33–45, 2019.
- [20] B. Krawczyk, L. L. Minku, J. Gama, J. Stefanowski, and M. Woźniak, "Ensemble learning for data stream analysis: A survey," *Information Fusion*, vol. 37, pp. 132–156, 2017.
- [21] M. Galar, A. Fernandez, E. Barrenechea, H. Bustince, and F. Herrera, "A review on ensembles for the class imbalance problem: bagging-, boosting-, and hybrid-based approaches," *IEEE Transactions on Systems, Man, and Cybernetics, Part C (Applications and Reviews)*, vol. 42, no. 4, pp. 463–484, 2011.
- [22] X. Dong, Z. Yu, W. Cao, Y. Shi, and Q. Ma, "A survey on ensemble learning," *Frontiers of Computer Science*, vol. 14, no. 2, pp. 241–258, 2020.
- [23] N. V. Chawla, K. W. Bowyer, L. O. Hall, and W. P. Kegelmeyer, "Smote: synthetic minority over-sampling technique," *Journal of artificial intelligence research*, vol. 16, pp. 321–357, 2002.
- [24] H. Guan, Y. Zhang, M. Xian, H.-D. Cheng, and X. Tang, "Smote-wenn: Solving class imbalance and small sample problems by oversampling and distance scaling," *Applied Intelligence*, vol. 51, no. 3, pp. 1394–1409, 2021.
- [25] Q. Wang, Z. Luo, J. Huang, Y. Feng, and Z. Liu, "A novel ensemble method for imbalanced data learning: bagging of extrapolation-smote svm," *Computational intelligence and neuroscience*, vol. 2017, 2017.
- [26] G. Douzas, F. Bacao, and F. Last, "Improving imbalanced learning through a heuristic oversampling method based on k-means and smote," *Information Sciences*, vol. 465, pp. 1–20, 2018.
- [27] H. Han, W.-Y. Wang, and B.-H. Mao, "Borderline-smote: a new over-sampling method in imbalanced data sets learning," in *International conference on intelligent computing*. Springer, 2005, pp. 878–887.
- [28] H. He, Y. Bai, E. A. Garcia, and S. Li, "Adasyn: Adaptive synthetic sampling approach for imbalanced learning," in *2008 IEEE international joint conference on neural networks (IEEE world congress on computational intelligence)*. IEEE, 2008, pp. 1322–1328.
- [29] I. Goodfellow, J. Pouget-Abadie, M. Mirza, B. Xu, D. Warde-Farley, S. Ozair, A. Courville, and Y. Bengio, "Generative adversarial networks," *Communications of the ACM*, vol. 63, no. 11, pp. 139–144, 2020.
- [30] P.-L. Dallaire-Demers and N. Killoran, "Quantum generative adversarial networks," *Physical Review A*, vol. 98, no. 1, p. 012324, 2018.
- [31] A. Sharma, P. K. Singh, and R. Chandra, "Smotified-gan for class imbalanced pattern classification problems," *IEEE Access*, vol. 10, pp. 30 655–30 665, 2022.
- [32] J. Prusa, T. M. Khoshgoftaar, D. J. Dittman, and A. Napolitano, "Using random undersampling to alleviate class imbalance on tweet sentiment data," in *2015 IEEE international conference on information reuse and integration*. IEEE, 2015, pp. 197–202.
- [33] P. Rajpurkar, J. Irvin, K. Zhu, B. Yang, H. Mehta, T. Duan, D. Ding, A. Bagul, C. Langlotz, K. Shpanskaya *et al.*, "Chexnet: Radiologist-level pneumonia detection on chest x-rays with deep learning," *arXiv preprint arXiv:1711.05225*, 2017.