

Quotable Signatures for Authenticating Shared Quotes*

Joan Boyar¹, Simon Erfurth¹, Kim S. Larsen¹, and
Ruben Niederhagen^{1,2}

¹ Department for Mathematics and Computer Science, University of
Southern Denmark, Odense, Denmark,
{joan,erfurth,kslarsen}@imada.sdu.dk

² Institute of Information Science, Academia Sinca, Taipei, Taiwan,
ruben@polycephaly.org

December 22, 2022

Abstract

Quotable signatures are digital signatures that allow a user to quote parts of a signed document, permitting a reader of the quote to verify its authenticity. This paper adds to the theory on *quotable signatures* in three ways: (1) by giving bounds on the size of signatures for arbitrary and contiguous quotes, when the quotable signatures are realized using Merkle trees, (2) by proving the security of quotable signature realized using Merkle trees, and (3) by providing algorithms for signing, quoting, and verifying quotable signatures realized using Merkle trees. Additionally, the paper carefully considers a concrete use case of quotable signatures, using them to combat misinformation by bolstering authentic content. Motivation is given for why using quotable signatures could help mitigate the effects of fake news.

1 Introduction

Digital signatures are a classical and widely used tool in modern cryptography (the canonical reference is [DH76], and [Bar13] contains some current standards). A somewhat newer concept is *quotable signatures* [KNSS19], which are digital signatures with the additional property that given a message m

*The first and third authors are supported in part by the Independent Research Fund Denmark, Natural Sciences, grant DFF-0135-00018B.

All authors are also associated with DDC – the Digital Democracy Center at the University of Southern Denmark.

and a digital signature s , one can extract a digital signature for a part of m (a quote) from the digital signature for m , without knowing the secret key that was used to create the signature for m . Crucially, the extracted digital signature for the quote is signed with the same key that was used to sign m . One motivating example for quotable signatures is that they can be used for combating misinformation, by bolstering authentic content. We present this example in the following paragraphs.

Fake news and disinformation are not new, but growing problems, and it is becoming increasingly apparent that they are posing a threat for democracy and for society. There is not one single reason for this, but one reason among many is a fundamental change in how news is consumed: a transition is happening, where explicit news products such as printed newspapers and evening news programs are still consumed, but are increasingly giving way for shorter formats and snippets of news on social media platforms [NFKN19]. However, people tend to be unable to recall from which news brand a story originated when they were exposed to it on social media [KFN18]. This is problematic since the news media’s image is an important heuristic when people evaluate the quality of a news story [US14].

In recent years, a common approach to fighting back against fake news has been flagging (potentially) fake news, using either manual or automatic detection systems. While this may seem like a straight-forward approach, research has shown repeatedly that flagging problematic content tends to have the opposite result, i.e., it increases the negative effects of fake news [DSÁ20; LES+12; SK20]. This indicates that flagging problematic content is not sufficient and alternative approaches need to be found and put into use.

We present a method that complements flagging problematic content with the goal to mitigate the effect of fake news. Our idea builds on the observation that *which* news media published an news article is an important heuristic people use to evaluate the quality of the article. However, since people get their news increasingly via social media, it is becoming more and more likely that they are not aware of who published the news they are consuming. To address this, we propose using quotable signatures to not only allow people to identify the source of (quotes of) news they read on social media, but also guarantee the identity of the claimed source.

To properly introduce quotable signatures, we first fix the notation for and the properties of classical digital signatures. A digital signature scheme is a triplet of algorithms **Gen**, **Sig**, and **Ver**. The algorithm **Gen** can be used to generate a random, matching pair of a private and a public key (sk, pk) . The algorithm **Sig** can then sign any message m using the private key sk . This procedure produces a signature $s = \text{Sig}_{\text{sk}}(m)$ for m . The algorithm **Ver** verifies a message m and a signature s using the public key pk . Ignoring technicalities, the verification is successful if and only if the signature was generated using the corresponding private key sk , the message m and the signature s have not been altered, and (sk, pk) is an output key pair of **Gen**.

A successful verification is denoted as $\text{Ver}_{\text{pk}}(m, s) = \top$. We say that s is a signature for m signed with the private key sk . In other words, a secure signature scheme essentially ensures that only an entity in possession of the private key sk can produce a signature s for a message m that can be verified by anyone in possession of the public key pk . Therefore, the public key pk needs to be distributed and authenticated ahead of time. Note that the property that only an entity in possession of the private key sk can produce a valid signature for a message under sk also binds the entity performing the signing: if s is a valid signature for a message m under a public key pk , then someone in possession of the corresponding private key sk must have produced the signature. Hence, an entity in possession of the private key cannot simultaneously claim that it did not sign m and that the key is still kept private. These properties mean that digital signatures have found many uses.

At this point, quotable signatures can be defined as digital signature schemes with the additional property that, given a message m and a signature s for m signed with sk , one can extract a signature for any fragment q of m , which is still signed with sk , without knowing sk , using an algorithm Quo . The signature for the fragment q can be referred to as either $\text{Quo}(m, q, s)$ or just $\text{Sig}_{\text{sk}}(q)$. The signature for the quote has the same properties as the signature for the message, relative to the quote and the message, respectively. In Section 3, we give a more thorough introduction to and definition of quotable signatures, and we show how we can realize quotable signatures using Merkle trees [Mer79]. Additionally, we prove a number of bounds on the size and computational costs of quotable signatures obtained using Merkle trees.

Finishing of the construction of quotable signatures from Merkle trees, we describe algorithms for signing, quoting, and verifying in Section 4. In this section, we also consider some of the choices that one would have to make in an implementation of quotable signatures, and especially for a specific use case.

Going back to the motivating example, we propose using quotable signatures to allow people on social media to find out and be certain of where the text they are reading originates from, and to verify that any modifications to the text were all allowed. Specifically for news, the proposed idea is that a news media publishing an article also publishes a quotable signature for the article signed with their private key. When someone shares a quote from the article, they then also include the signature for the quote that is derived from the initial signature (without access to the private key), which we emphasize is signed with the same key. Finally, when one reads the quote, the signature can be checked, and it can be verified from where the quote originates.

Observe that while the use case we focus on is the sharing of quotes from news articles, the system is not restricted to this use case. Without major changes to the system, it could be extended to signing Facebook posts

and tweets, official governmental rules and regulations, scientific publications, etc. For all of these instances, an important feature of the system that we have not used explicitly so far is that signing also binds the signer, meaning that the signing party cannot later deny having signed the signed document. Additionally, with some modifications, the same approach presented here could be applied to other forms of media, such as images and videos, which are also commonly used to spread fake news.

2 Related work

Quotable signatures have been introduced in [KNSS19], which suggests constructing quotable signatures using Merkle trees and using quotable signatures to mitigate the effects of fake news. Compared to [KNSS19], we provide proofs of our claims about the cost of using Merkle trees for quotable signatures, and we go significantly more into depth on how to integrate the approach into current infrastructures, both on the news organizations side, but also for distributing and authenticating the signatures. Additionally, we also describe prototypes for using quotable signatures that could be used for, e.g., performing small-scale tests of the effects of using quotable signatures for news articles, similar to the study in [AGB+22]. Finally, we provide a suggestion for how to use our approach without support from the platforms that the quotes are being shared on.

As pointed out earlier, a widespread approach to mitigating the effects of fake news has been the attempt to identify and flag fake news as such. However, there have been other approaches as well. For example, an approach that is closely related to our approach is to also positively flag news from trustworthy sources. For instance, “NewsGuard Ratings” is a product from NewsGuard that provides a rating for the trustworthiness of news sources. NewsGuard adds a flag that indicates if a news source is generally trustworthy (green) or not (red) to websites and outgoing links on websites. This approach has not been widely successful. For example, the study in [AGB+22] shows that NewsGuard’s labels have a “limited average effects on news diet quality and fail to reduce misperceptions”. This approach is closely related to ours, in that it does not focus on flagging fake news. However, there are two main differences between NewsGuard’s and our approach:

1. NewsGuard only attaches a flag to content that directly links to the source of the content with a URL, e.g. next to the URL bar for a website you are visiting, or next to a link in a post on a social media. In contrast, our digital signature can be attached to any text quotes, and as part of our implementation we specifically provide a solution to make it work on every platform, without requiring the platforms to provide support for it. This difference in the approach means that, while NewsGuard only adds additional information when it is already possible to figure

out from where the information originates, our approach also provides this information where there might otherwise be no clear context.

2. NewsGuard focuses on providing a rating for how trustworthy a news publisher is, i.e., the labels tell the users if they can trust the publisher. In this aspect, NewsGuard is closer related to the typical approach of telling people when something might be problematic, which tends to have the opposite result. In contrast, we focus solely on attaching and authenticating the source of a quote.

Hence, while there are similarities between the approach of NewsGuard Ratings and our approach, there are some essential differences.

Another related approach, which also served as an inspiration for our approach, is [AJAZ22]. They suggest using digital signatures to verify the authenticity of images and other forms of multimedia. Additionally, like us, they provide a description of a prototype browser extension for authenticating the signatures (for images, instead of text as in this paper). One drawback of their implementation is that it requires the media to be bit-for-bit identical to the version that was signed. Hence, the image can for instance not be compressed or resized, and thus their solution is not compatible with how many websites currently process their media content, e.g., Facebook compresses images uploaded to their services and many news websites resize images for different platforms. This is in sharp contrast to our approach, where we specifically handle partial quotes from larger pieces of text. Finally, their prototype differs from ours in that they assume that the signatures will be stored together with the images, while we provide a platform-independent solution for handling signatures.

3 Quotable signatures

One of the key concepts that our proposal is based on is that of a quotable signature. This is a digital signature for a message that is created in such a way that one can later quote parts of the message and extract a digital signature for the quote only from the message and its digital signature. The new digital signature of the quote is, crucially, signed with the same private key as the original message without needing access to the private key when quoting.

To achieve this, we follow the approach in [KNSS19] and use a combination of classical digital signatures [DH76] and *Merkle trees* [Mer79]. First, we introduce the general setting for quotable signatures in Section 3.1. Then, in Section 3.2, we introduce Merkle trees, and in Section 3.3, we complete the concept of quotable signatures by combining Merkle trees with classical digital signatures.

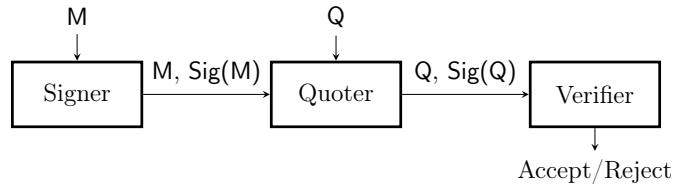


Figure 1: The setting as outlined in Section 3.1.

3.1 The setting

Before going into the specifics of our signature scheme, we summarize the setting. There are three parties: the *Signer*, the *Quoter*, and the *Verifier*.

- The Signer signs the original message (for example a news article, a document, a post to a social media, an image, or a video) to get a digital signature for the message using her or his private key.
- The Quoter quotes part of the message, and extracts a digital signature for the quote, based on the quote, the message, and the digital signature for the message (without the need for either public or private key).
- The Verifier verifies that the digital signature the Quoter extracted is a valid digital signature for the quote using the public key of the signer and hence verifies that the quote is signed by the Signer.

Figure 1 shows a sketch of the described interactions between the parties.

3.2 Merkle trees

A Merkle tree (also known as a *hash tree*) allows one to efficiently and securely verify that one or more tokens are contained in a longer sequence of tokens, without having to store the entire sequence [Mer79]. Examples of this could be words forming a sentence or data blocks making up a file. Formally, we define tokens and sequences as follows:

Definition 3.1 *Tokens and sequences.*

A token is an element in a token space T . A sequence of tokens is a sequence of zero or more tokens, i.e., an element in T^* .

Additionally, we require that there is a well defined injective mapping from the token space to the space of binary strings.

The mapping is required, since our scheme will rely on hash functions, and in practice, all hash functions are constructed as functions from binary strings of arbitrary length to binary strings of fixed length. Considering our previous two examples, we observe that for data blocks, taking the identity mapping suffices. For words one such mapping could be the mapping of words

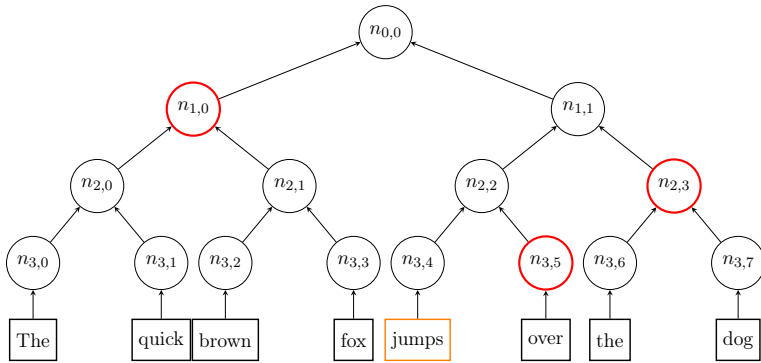


Figure 2: A Merkle tree where the tokens are words and the full sequence is “The quick brown fox jumps over the dog”. The verification path for the token “jumps” is highlighted in red.

to their UTF-8 representations. Henceforth, we assume that this mapping is always used on the tokens before we hash them if not stated otherwise.

The structure of a Merkle tree for a sequence of tokens is a binary tree, where each leaf corresponds to a token from the sequence, with the leftmost leaf corresponding to the first token, its sibling corresponding to the second token in the sequence, and so on. Each leaf is labeled with the hash of its token and each internal node is then labeled with the hash of the concatenation of the labels of its children.

This way, one can show that any specific token is in the sequence by providing the “missing” hashes needed to calculate the hashes on the path from the leaf corresponding to the token to the root of the tree. Following established terminology, we call this the *verification path* for the token.¹

Figure 2 shows the Merkle tree for a sequence of words forming the sentence “The quick brown fox jumps over the dog”. The verification path for the word “jumps” consisting of nodes $n_{3,5}$, $n_{2,3}$, and $n_{1,0}$ is highlighted in red. Assuming that a hash function H is used for the Merkle tree in Figure 2, the label of the node $n_{3,4}$ would be $n_{3,4} = H(\text{jumps})$ and the label of $n_{3,5}$ would be $n_{3,5} = H(\text{over})$. Moving up a layer, the label of $n_{2,2}$ would then be

$$n_{2,2} = H(n_{3,4} \parallel n_{3,5}) = H(H(\text{jumps}) \parallel H(\text{over})),$$

where \parallel denotes concatenation.

Similarly, one can obtain the verification path for a collection of more than just one token. In Figure 3, we indicate both the verification path for the contiguous subsequence “the quick” in red and for the subsequence consisting of the two tokens “fox” and “over” in blue. Note how the size of the verification path depends not only on how many tokens are chosen, but also on where

¹This use of “path” is slightly counter intuitive, since it refers to the hashes needed to calculate the hashes on the path from the leaf to the root, and hence not the nodes on this path but their siblings.

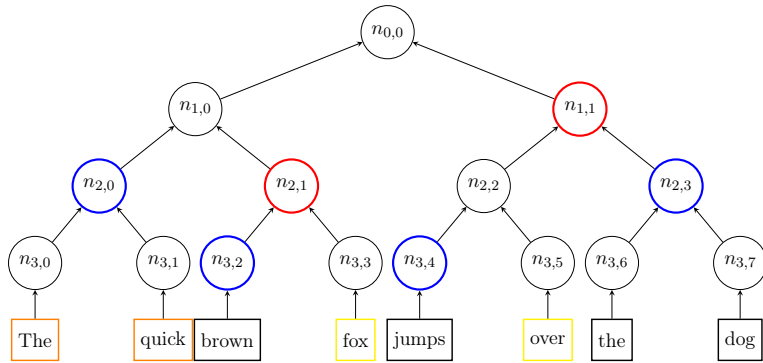


Figure 3: A Merkle tree where the tokens are words, and the full sequence is “The quick brown fox jumps over the dog”. The verification paths for the subsequences “The quick” and {“fox”, “over”} are highlighted in red and blue, respectively.

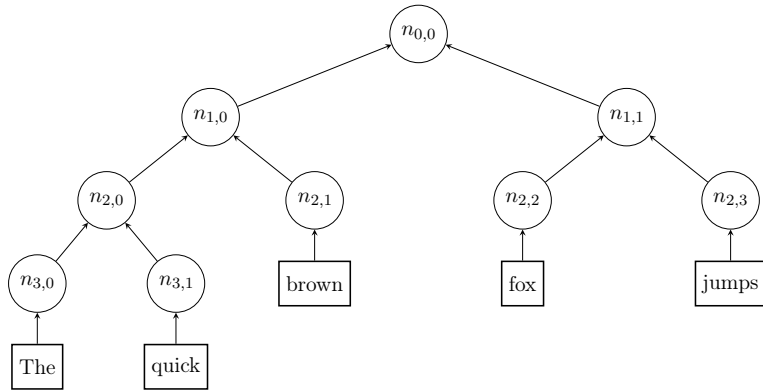


Figure 4: A Merkle tree where the tokens are words, and the full sequence is “The quick brown fox jumps”.

in the sequence they are placed. In Section 3.4, we analyze how large the verification path can become, i.e., how many nodes need to be provided in the signature in the worst case.

In these examples, we have chosen a sequence of tokens where length of the sequence, i.e., the number of tokens, is a power of two. If the sequence length is not a power of two, we need to define how to structure the Merkle tree. Here, we require that it is *heap-shaped*, i.e., all levels are filled, except for possibly the lowest level, which is filled from the left up to some point, after which the lowest level is empty. Figure 4 illustrate this with the Merkle tree for the sequence “The quick brown fox jumps”.

Remark 3.2

Observe that from the structure of the Merkle tree, one can see where in the sequence the quoted tokens are placed, and if they are sequential or discontinuous.

3.3 Realizing quotable signatures

Using a Merkle tree, we can now devise a scheme by which the Quoter can convince the Verifier that some quote is contained in a larger text, if the Verifier is already in possession of the root hash. The Quoter simply shares the verification path together with the quote, and the Verifier verifies that this indeed leads to the original root hash. In order to remove the constraint of the Verifier being in possession of the root hash, one can simply include a classical digital signature for the root hash, signed by the Signer, with the message and again with the verification path for the quote. In the terms from Figure 1, we have that $\text{Sig}(M)$ is the digital signature for the root hash of the Merkle tree constructed from M and $\text{Sig}(Q)$ is both the verification path for Q and $\text{Sig}(M)$.

In order to argue for the security of our scheme, we observe that compared to the Digital Signature Standard [Bar13], the only difference in our scheme is how the hash that is signed is obtained. Hence, it suffices to analyze what the impact of this change is, and rely on the security of the digital signature for our security. However, before we can do so, we informally define the properties that are required from our hash function. For formal definitions, we refer to e.g. [HRS16].

Definition 3.3 *Cryptographic hash function.*

A cryptographic hash function is a function H , mapping binary strings of arbitrary length (*messages*) to binary strings of fixed length (*hashes* or *hash values*), with the following properties.

Preimage resistance Given a hash value h , it is hard to find a message m such that $H(m) = h$.

Second preimage resistance Given a message m , it is hard to find a second message m' such that $m \neq m'$ and $H(m) = H(m')$.

Collision resistance It is hard to find messages m and m' such that $m \neq m'$ and $H(m) = H(m')$.

In this definition, we use the term *hard* in its standard cryptographic sense, i.e., to imply that there is no probabilistic polynomial time adversary that is successful in breaking it with non-negligible probability. We observe that second preimage resistance is a weaker assumption than collision resistance, but that preimage resistance is not a weaker assumption than collision resistance

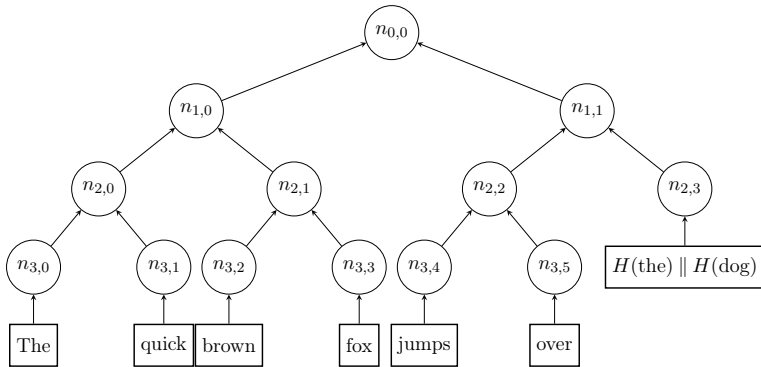


Figure 5: A Merkle tree for the sequence “The quick brown fox jumps over $H(\text{the}) \parallel H(\text{dog})$ ”, which is a second preimage to the Merkle tree for the sequence “The quick brown fox jumps over the dog”.

(but preimage resistance for every element in the range is). Due to this observation, one might question why we even include second preimage resistance as one of our requirements. Partially, this is due to second preimage resistance often being a relevant property, and hence it is customary to explicitly state this property. An arguably more important reason, is that obtaining collisions resistance seems to be considerably harder than obtaining second preimage resistance. For example, both MD5 and SHA-1 was previously thought to be cryptographic hash functions, but attacks that break their collision resistance have since been found [XLF13; SBK+17]. However, they are still thought to be preimage- and second preimage resistant.

One possible security concern is whether the way the scheme repeatedly hash and combine values can lead to vulnerabilities. In fact, if we consider our Merkle tree as our hash function for our digital signature scheme, our scheme is trivially vulnerable to a second preimage attack; simply claim that some internal node was in fact a leaf. We illustrate this in Figure 5, where we have created a second preimage of the message used in Figures 2 and 3. One can question the severity of this issue, as the parts of the message that have been replaced will be the output of a hash function, and hence almost certainly nonsense. Considering that our initial use case is quoting parts of text, this will likely mean that the attack is of little consequence. However, there is an easy fix to this vulnerability, namely noting that the problem is that an adversary can claim that an internal node is a leaf, and that we can solve this by applying domain separation in the form of adding one value to the leaves before hashing, and another value to the internal nodes before hashing. Taking inspiration from RFC 6962 [LLK13], the Merkle trees are modified by prepending a $0x00$ byte (00000000) to the leaves before hashing and a $0x01$ byte (00000001) to the internal nodes before hashing. From now on, we assume that this is done.

We finish this section by showing that if one builds the Merkle tree using a cryptographic hash function, one does indeed obtain the security needed for a digital signature scheme. We use MT_H to indicate the hash function obtained by creating a Merkle tree using a hash function H , and then outputting the root hash.

Theorem 3.4

If H is a cryptographic hash function, then MT_H is a cryptographic hash function.

Proof. To show that MT_H is a cryptographic hash function, we have to show that it is preimage resistant and collision resistant.

- **Preimage resistance:** Assume towards a contradiction that A is an algorithm that can find preimages to MT_H in probabilistic polynomial time. Then we can trivially construct an algorithm B that finds preimages to H in probabilistic polynomial time as follows: On input a hash value h , use A to find a preimage to h for MT_H , i.e., a message m such that $\text{MT}_H(m) = h$. Then compute the Merkle tree of m , and output the message $0\mathbf{x}01 \parallel n_{1,0} \parallel n_{1,1}$, i.e., the byte $0\mathbf{x}01$ concatenated with the labels of the two children of the root (or $0\mathbf{x}00 \parallel m$ in the special case where m is just a single token). Since $\text{MT}_H(m) = h$, it is clear that $H(0\mathbf{x}01 \parallel n_{1,0} \parallel n_{1,1}) = h$, and, hence, we have found a preimage to h for H in probabilistic polynomial time.
- **Collision resistance:** Assume towards a contradiction that A is an algorithm that can find collisions for MT_H in probabilistic polynomial time. Then we can construct an algorithm B that finds collisions for H in probabilistic polynomial time as follows: Run A , obtaining messages m, m' with $m \neq m'$ and $\text{MT}_H(m) = \text{MT}_H(m')$. Compute the Merkle trees for m and m' .

If the trees have exactly the same size and the same labels, then there must be a pair of leaves such that their labels are the same, but they correspond to different tokens, say a and a' , since $m \neq m'$. In this case, we have that $0\mathbf{x}00 \parallel a \neq 0\mathbf{x}00 \parallel a'$ but $H(0\mathbf{x}00 \parallel a) = H(0\mathbf{x}00 \parallel a')$, and we have found a collision for H .

If the trees do not have exactly the same size and the same labels, we consider two cases. If the trees have the same size, the labels of some nodes must differ. Consider the highest pair of nodes with differing labels. Clearly they cannot be the roots, and, hence, we must have that they, together with their siblings and $0\mathbf{x}01$, form a collision. Finally, if the trees do not have the same size, we can either have an internal collision as above, or we must have a pair of nodes with the same labels, where one is internal and the other is a leaf. It follows that we have two nodes with

Table 1: Theoretical bounds on the performance of our version of a quotable signature. For the Quoter, we consider both if we allow quoting arbitrary tokens from the sequence, and when we require that the quoted tokens must be consecutive.

	Complexity	Size
The Signer	$2n - 1$ hashes and 1 classical signature	1 classical signature
The Quoter		
Arbitrary	$2n - 1$ hashes	1 classical signature, at most $t(\lceil \log n \rceil - \lceil \log t \rceil - 1)$ $+ 2^{\lceil \log t \rceil}$ hashes
Consecutive	$2n - 1$ hashes	1 classical signature, at most $2\lceil \log n \rceil - 2$ hashes
The Verifier	1 classical verification and up to $2n - 1$ hashes	—

labels h_1, h_2 and an token a such that $H(0x01 \parallel h_1 \parallel h_2) = H(0x00 \parallel a)$, and we have found a collision.

In all cases, we have shown how B finds a collision for H , and thus it follows by contradiction that MT_H is collision resistant.

Thus, we can conclude that MT_H is indeed a cryptographic hash function. \square

3.4 Performance

In Table 1, we summarize the result that we have derived about the the cost—computationally and in terms of the size of the generated signature—for each of the three parties separately. In all cases, we assume that the message m has length n , i.e., m consists of n tokens. For the Quoter and the Verifier, we additionally assume that the quote has length $t \leq n$.

To put the results into context, running `openssl speed` on a modern laptop shows that it is capable of computing hundreds of thousands or even millions of hashes every second (depending on the size of the data being hashed and the hash algorithm being used). Additionally, a classical digital signature only takes a fraction of a second create or verify. Thus, it is nearly instantaneous to generate/quote/verify a quotable signature, even for sequences and quotes that are thousands of tokens long.

We now turn our attention to proving these results, which we will do in the following three sections.

3.4.1 The Signer

Computing the cost for the Signer is straight forward. To generate the Merkle tree, it has to compute $2n - 1$ hashes. To create the quotable digital signature

for m , it creates a classical digital signature for the root hash. This classical digital signature is the Signer’s signature.

3.4.2 The Quoter

The Quoter also has to generate the entire Merkle tree, from which it can extract the verification path for the quote it wishes to make. However, the size of the verification path (and hence the signature for the quote) depends on the size of the quote, and where in the text the quote is located. The most simple case is when just one token is quoted, in which case the size of the verification path is at most $\lceil \lg n \rceil$, which, together with the classical signature for the root hash, forms the signature for the quote. Similarly, as will follow from the result we will show, the worst case can be obtained by quoting every second token, in which case we would need $\lceil \frac{n}{2} \rceil$ hashes on the verification path, but in this case it would possibly be cheaper to include the entire text (depending on the size of the tokens relative to the size of the hashes).

In general, we can quantify the worst-case size of the verification path (and hence the signature) for the quote in terms of message and quote lengths, which we do in Proposition 3.5. In Proposition 3.10, we tackle the special case where we additionally also require that the quote is contiguous.

Proposition 3.5

For a message m of size n tokens and a quote of size t tokens, the worst-case size of the verification path of the quote is at most

$$t(\lceil \log n \rceil - \lceil \log t \rceil - 1) + 2^{\lceil \log t \rceil}.$$

Proof. The key result that we will use to show Proposition 3.5, is that when n is a power of two we can assume without loss of generality, exactly which tokens the quote generating the largest signature quotes. In Lemma 3.7 we conclude that this is the case, and in Lemma 3.8 we show that this result can also be used as an upper bound when n is *not* a power of two.

To argue about the size of the signature, we consider what we will call the *forest of independent trees* for a quote. To find the forest of independent trees for a quote, we do the following. For each token in the quote, consider the path between the node corresponding to that quote and the root (the root-token path). Define the *independent tree corresponding to that token* to be the subtree rooted in the highest node on the root-token path, which is only on this root-token path. The forest of independent trees for the quote is now the collection of the independent trees of all the tokens in the quote. In Figure 6, we consider a message of size $n = 8$ and a quote of size $t = 3$, quoting the first, third, and fifth token. The red line indicates where the line is between the independent trees, and the nodes that are on multiple root-token paths. The forest of independent trees consists of the trees rooted in $n_{2,0}$, $n_{2,1}$, and $n_{1,1}$.

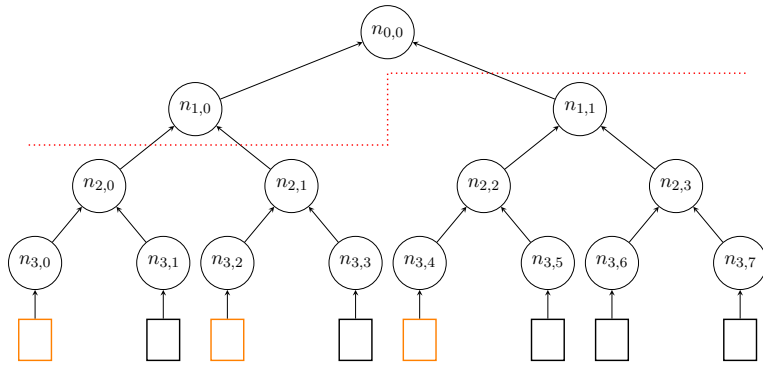


Figure 6: A Merkle tree for a sequence of size $n = 8$ and a quote of size $t = 3$.

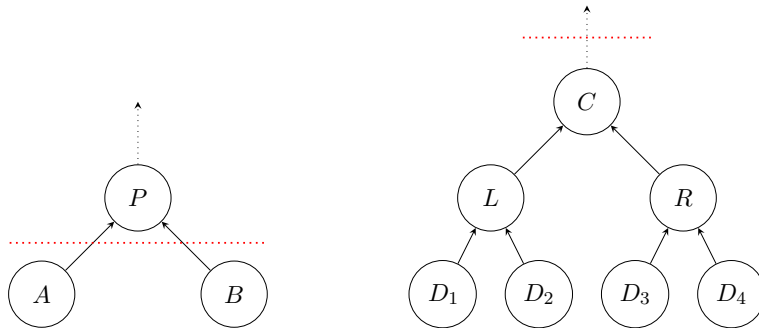


Figure 7: Note that there might be trees rooted in A, B, D_1, D_2, D_3 , and D_4 , which we have omitted drawing, but by our assumption, the trees rooted in D_1, D_2, D_3 , and D_4 must be at least as high as the ones rooted in A and B .

Lemma 3.6

If n is a power of two, the height of the trees in the independent forest for a quote, that maximizes the size of the signature, can differ by at most 1.

Proof. Assume towards a contradiction that Q is a quote that maximizes the size of the signature for Q such that the difference between the smallest and largest trees in the forest of independent trees for Q is at least 2. Let A be the root of a tree of minimal height in the forest of independent trees, and let B be its sibling. Note that B is also the root of a tree in the forest of independent trees (otherwise the tree rooted at A would not be of minimal height). Additionally, let C be the root of a tree of maximal height in the forest of independent trees. We illustrate this in Figure 7.

Observe that we can now create a quote Q' requiring more hashes than Q , by changing Q in the following ways:

- Instead of quoting one token from the tree rooted in A and one token from the tree rooted in B , Q' quotes only one token from the tree rooted in P .

- Instead of quoting just one token from the tree rooted in C , Q' quotes one token from the tree rooted in L and one token from the tree rooted in R .

It is clear that Q and Q' quote equally many tokens and that the forest of independent trees for Q' is only changed from the forest for Q in the trees that involves A, B , and C . The new situation is illustrated in Figure 8.

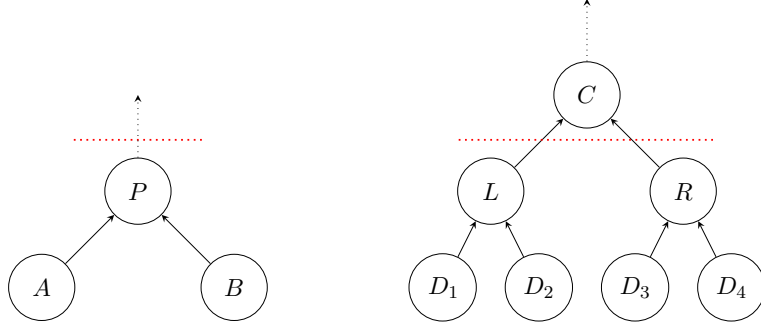


Figure 8: Note that there might be trees rooted in A, B, D_1, D_2, D_3 , and D_4 , which we have omitted drawing, but by our assumption, the trees rooted in D_1, D_2, D_3 , and D_4 must be at least as high as the ones rooted in A and B .

If each of the trees rooted in A and B contributed with k hashes to Q , then the tree rooted in C contributed with $k' + 2$ hashes, where $k' \geq k$. In total, A, B , and C contributed $2k + k' + 2$ hashes. However, in Q' we see that the tree rooted in P contributes $k + 1$ hashes, and each of the trees rooted in L and R contributes $k' + 1$ hashes, for a total of $k + 2k' + 3$ hashes. But since $k' \geq k$ we have that

$$k + 2k' + 3 \geq 2k + k' + 3 > 2k + k' + 2,$$

contradicting that Q maximizes the size of the signature. \square

Lemma 3.7

When n is a power of two, we can assume that the quote generating the largest signature has the properties that:

1. the height of the trees in the independent forest for the quote differs by at most 1,
2. for each tree in the forest of independent trees, the left-most leaf corresponds to the token that is quoted, and
3. the trees in the forest of independent trees are arranged with the smallest trees first.

Proof. Claim 3.7.1 follows immediately from Lemma 3.6. Further, Claim 3.7.2 follows from observing that we can bring any tree to this form simply by

swapping the children of some of the nodes on the path to the leaf corresponding to a quoted token (hereby changing what token is quoted, but not how many are quoted), and that these swaps does not affect the size of the signature. Finally, Claim 3.7.3 follows from observing that if two nodes are on the same level of the Merkle tree, and the label of both are known, then we can 'swap' the subtrees that they are roots of around without affecting the size of the signature. By 'swapping', we mean that if the i 'th leaf in the first nodes subtree corresponds to a quote before the swap, then the i 'th leaf in the second nodes subtree corresponds to a quote after the swap, and so on. To see that this does not affect the size of the quote, note that outside of the two subtrees, nothing has changed; the hash of both nodes is still known. Additionally, from the first subtree we now get as many hashes as we got from the second subtree before the swap, and vice versa. \square

Lemma 3.7 implies that for any n a power of two and $t \leq n$, we need only consider one choice of which tokens are quoted. For example, Figure 6 shows the only quote of size $t = 3$ in a tree of size $n = 8$ that we need to consider.

Lemma 3.8

For any message m of length n and quote Q of length t , there is a quote Q' of length t from message m' of length $2^{\lceil \log n \rceil}$ such that the signature for Q' is no smaller than the signature for Q .

Proof. For fixed m and Q , we create m' by adding tokens to m until $|m'| = 2^{\lceil \log n \rceil}$. We now create Q' from Q by going over each quote q in Q .

1. If the leaf corresponding to q in the Merkle tree for m is on the deepest level, we quote the same token in m' .
2. If the leaf corresponding to q in the Merkle tree for m is not on the deepest level, there is an internal node in the Merkle tree for m' at the location of the leaf in m . We quote the token corresponding to its left child, which is a leaf.

How large is the signature for Q' ? Clearly, the tokens in Q' from case 1 contribute with the same number of hashes to the signature for Q' as the corresponding ones did to the signature for Q , and the tokens from case 2 contribute with exactly one more hash to the signature for Q' than the corresponding ones did to the signature for Q . Hence, the signature for Q' is at least as large as the signature for Q , which was what was wanted. \square

As an example of the construction from the proof of Lemma 3.8, consider the Merkle tree in Figure 9. Applying the construction to this tree results in the situation depicted in Figure 6, which indeed results in a larger signature.

We are now ready to derive the claim in Proposition 3.5. For any message m and quote Q we can assume that $|m| = n$ is a power of two, i.e. $n = 2^{\lceil \log n \rceil}$

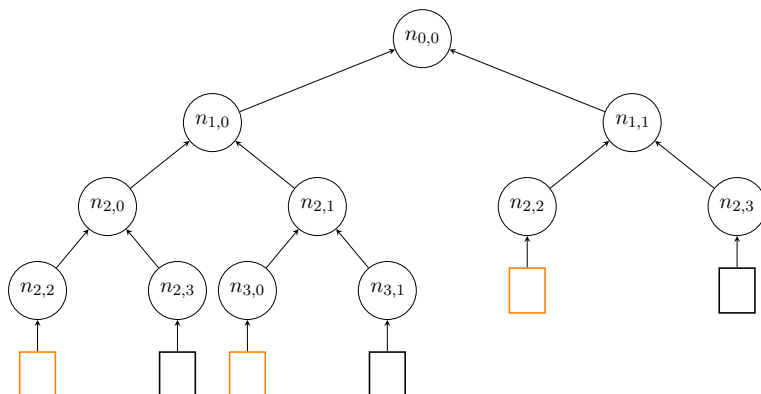


Figure 9: A Merkle tree for a sequence of size $n = 6$ and a quote of size $t = 3$.

(otherwise Lemma 3.8 allows us to instead consider an m' that is a power of two), and that Q has size $|Q| = t$ and exactly the structure described in Lemma 3.7.

There are t trees in the forest of independent trees for the quote, and all the way up to (but not including) their roots, each of these trees provide 1 hash per level. The roots of the trees in the forest are on the deepest level with less than t nodes and the first level with more than t nodes (if t is a power of two, all roots are instead on the level with exactly t nodes). Hence, all levels that are at depth more than $\lceil \log t \rceil$ contributes with 1 hash per tree, for a total of $t(\lceil \log n \rceil - \lceil \log t \rceil)$ hashes. Additionally, we need to count how many hashes we get from the level at depth $\lceil \log t \rceil$. On this level, every node is either a root in an independent tree or a child of a root of an independent tree. In the first case, the hash of the node is calculatable from information from lower levels. In the second case, for every pair of siblings, one of the nodes' hash is calculatable from information from lower levels (the one on a root-token path for a token corresponding to a quoted token) and the other nodes' hash must be provided by the signature. Since there are $2^{\lceil \log t \rceil}$ nodes on this level, and t independent trees, the signature must provide $2^{\lceil \log t \rceil} - t$ hashes on this level.

In total, this shows that an upper bound on the number of hashes provided by the signature for a quote of t tokens from an n tokens sequence is

$$\begin{aligned} & t(\lceil \log n \rceil - \lceil \log t \rceil) + 2^{\lceil \log t \rceil} - t \\ & = t(\lceil \log n \rceil - \lceil \log t \rceil - 1) + 2^{\lceil \log t \rceil}, \end{aligned}$$

which finishes the proof of Proposition 3.5. \square

As an easy corollary to the proof of this proposition—and Lemma 3.8 in particular—we can bound the error when n is not a power of two (when n is a power of two, the bound is, of course, exact).

Corollary 3.9

When n is not a power of two, the bound of Proposition 3.5 is over by at most t hashes.

Proof. At each level of the Merkle tree, the signature need to provides at most 1 hash for each quoted token. In the construction used in the proof of Proposition 3.5 when n is not a power of two, no levels are added to the Merkle tree, and hence the signature becomes no more than t hashes larger. \square

Proposition 3.10

For a message m of size $n > 2$ tokens and a contiguous quote of size t tokens, the worst case size of the verification path of the quote is $2\lceil \log n \rceil - 2$ hashes.

Proof. To prove this proposition, we perform induction on the height of the Merkle tree.

As base cases we consider a tree of height 2. Either picking just one token or picking one token among the first two tokens and one token among the last one or two tokens, gives a verification path of size $2 \cdot 2 - 2 = 2$.

Assume now that in a tree of height k , the largest possible size of the verification path for a contiguous quote is $2k - 2$. As our inductive step, we show that if the height of the Merkle tree of a message is $k + 1$, then the largest possible size of the verification path for a contiguous quote from the message is $2(k + 1) - 2$. For any contiguous quote Q , we consider two cases: first, when Q is either contained in the first 2^k tokens or contains non of the first 2^k tokens. Second, when Q contains both the 2^k 'th and the $(2^k + 1)$ 'th token.

1. In the first case, Q corresponds to leafs that are completely contained in either the left or the right subtree of the root. We assume without loss of generality that it is the left subtree. It follows from the inductive assumption that the verification path consists of at most $2k - 2$ hashes from the left subtree. Additionally, the verification path contains only the hash of the root of the right subtree, for a total of $2k - 2 + 1$ hashes. Observing that

$$2k - 1 < 2(k + 1) - 2$$

finishes this case.

2. To handle the second case, we first make a few general observations. On every level of the Merkle tree, the nodes with hashes that we must calculate are right next to each other, i.e. there are no 'gaps' of tokens with labels that we do not need to calculate, in between nodes with labels that we do need to calculate. In Figure 10, we have illustrated

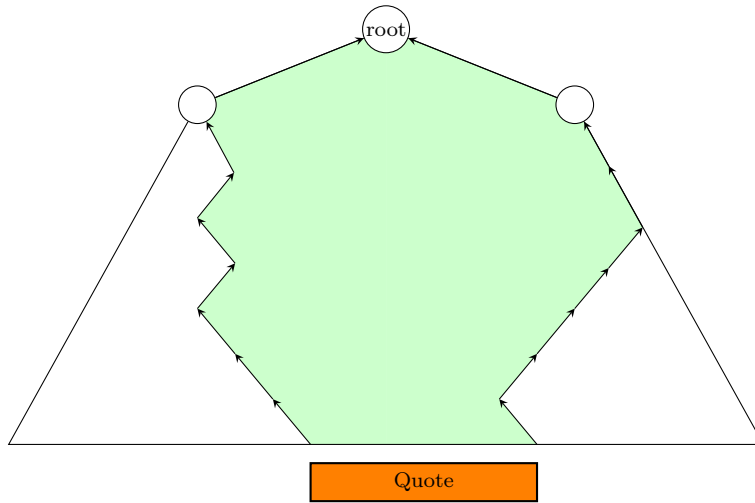


Figure 10: Merkle tree with a contiguous quote divided between the left- and right subtree. The labels of all of the nodes in the green area are calculated from the labels of their children, and do not need to be provided by the signature.

this with green highlighting all of the nodes with labels we need to calculate.

Additionally, observe that for any level of depth $j \geq 2$, the only nodes of depth $j-1$ with (1) a label that we have to calculate and (2) (potentially) a child outside of the nodes that we calculated the labels of at depth j , are the parents of the outermost nodes that we calculated the labels of at depth j . Hence, it follows that on each level the verification path needs to provide at most 2 hashes. Clearly, the root's label will not need to be provided by the verification path, and the root's children will also not need to have their labels provided, since the quote contains a token from each child's subtree. Finally, observing that there are a total of $k+2$ levels in a tree of height $k+1$, allows us to conclude that the verification path needs to provide at most

$$2 \cdot (k+2-2) = 2 \cdot (k+1) - 2$$

hashes, which finishes up both this case and the proof.

□

3.4.3 The Verifier

The Verifier has to verify one classical digital signature, and reconstruct the Merkle tree using the quote together with the verification path. Once again, the cost of this depends on where in the message the quote is located, with

the number of hashes generally going towards $2n - 1$ as the quote gets closer to being the full message. For example, if all but one token has been quoted, the Verifier needs to compute $2n - 2$ hashes, and if only one token has been quoted, the verifier only needs to compute $\lceil \lg n \rceil + 1$ hashes.

4 Design

This section considers some more practical aspects of quotable signatures from Merkle trees. First, in Section 4.1, we give an overview of the parties' algorithms, and how they work. Then, in Section 4.2, we present some of the choices and considerations one would have to make when implementing or using quotable signatures.

4.1 Algorithms

This section contains a description of how each of the algorithms work. Prior to doing this, we describe how an algorithm might compute the Merkle tree for a sequence, since this is a task performed by both the Signer and the Quoter.

Before going into detail about the algorithms, we give an example in the form of a brief explanation of what each algorithm would do in the example used in Figure 3.

- First, the algorithm for generating Merkle trees, described in Section 4.1.1, would be the one generating the Merkle tree depicted in Figure 3. Hence, it would take as input the sequence of words, and output the root node, $n_{0,0}$.
- The signing algorithm, described in Section 4.1.2, would be the one extracting the sequence of words, and then also the one signing the label of the root node.
- Next, the quoting algorithm, described in Section 4.1.3, would be the one figuring out which nodes are on the verification path of a quote. Referring back to Figure 3, this would be equivalent to identifying the nodes highlighted in blue, if the quote was the subsequence {"fox", "over"}, and in red, if the quote was "The quick". This algorithm also extracts and packs all of the information needed to verify the quote.
- Finally, the verifying algorithm, described in Section 4.1.4, is given the quote, the labels of the nodes on the corresponding verification path, and some additional information. From this it calculates the label of the root node in the Merkle tree corresponding to the full sequence, and verifies that the given signature is indeed a valid signature for this value. If the quote was "The quick", this corresponds to calculating the labels of $n_{3,0}$, $n_{3,1}$, $n_{2,0}$, $n_{1,0}$, and finally $n_{0,0}$, which would then be verified.

4.1.1 Generating Merkle trees

To generate a Merkle tree for a sequence S of tokens, we define `CreateMerkleTree(S)` as a recursive function. We use ℓ to indicate the number of tokens in S .

- If S consist of just one token, then create a new node with the token as its label. Let this be the sole child of a new node n , with the hash of the token as its label. Return n .
- Otherwise, create a new node n .
 - If ℓ is a power of two, then let n 's left child be the node returned by recursively calling `CreateMerkleTree()` on the first $\ell/2$ tokens of S , and let n 's right child to be the node returned by recursively calling the `CreateMerkleTree()` on the last $\ell/2$ tokens of S .
 - If ℓ is closer to $2^{\lceil \log_2 \ell \rceil}$ than $2^{\lfloor \log_2 \ell \rfloor}$, the tree rooted at n 's left child will be full and contain $2^{\lfloor \log_2 \ell \rfloor}$ tokens. Hence, let n 's left child be the node returned by recursively calling `CreateMerkleTree()` on the first $2^{\lfloor \log_2 \ell \rfloor}$ tokens of S , and n 's right child be the node returned by recursively calling `CreateMerkleTree()` on the remaining $\ell - 2^{\lfloor \log_2 \ell \rfloor}$ tokens of S .
 - Finally, if ℓ is closer to $2^{\lfloor \log_2 \ell \rfloor}$ than $2^{\lceil \log_2 \ell \rceil}$, the tree rooted at n 's right child will be complete, and contain $2^{\lceil \log_2 \ell \rceil - 1}$ tokens. Hence, we let n 's right child be the node returned by recursively calling this function on the last $2^{\lceil \log_2 \ell \rceil - 1}$ tokens of S , and n 's left child be the node returned by recursively calling this function on the remaining $\ell - 2^{\lceil \log_2 \ell \rceil - 1}$ tokens of S .
- Let n be the parent of two children.
- Set n 's label to be the hash of the concatenation of the labels of n 's children, i.e., $n.\text{label} = \text{hash}(n.\text{left.label} \parallel n.\text{right.label})$.²
- Return n .

This function returns the root of the Merkle tree corresponding to S . The label of the root is what the Signer signs to create the digital signature for the article.

4.1.2 Signing an article

Using `CreateMerkleTree()`, signing an article is straightforward.

²Note that we are omitting that we have to mask the values of tokens and the labels of internal nodes in different ways before hashing them, in order to avoid a trivial collision attack, as discussed after Definition 3.3.

- Prepare the article, i.e., turn it into a token sequence S , and add information to it such that others can obtain the same token sequence from it. How this is done depends on what tokens one is working with (see Section 4.2), and the specific infrastructure that the news media company is using.
- Generate the Merkle tree for the article. Denote the label of the root of the Merkle tree by m .
- Sign m using a classical signature algorithm.
- Make the signature for m available together with the article.

4.1.3 Quoting an article

To make a quote Q contained in the token sequence, S , the Quoter can use the following procedure:

- First, extract the token sequence from the article, and generate the Merkle tree using `CreateMerkleTree()`.
- To each internal node in the created Merkle tree, we add a flag, which we use to indicate if the label of the node needs to be provided in the signature for the quote. Initially we set each flag to 0, indicating that they are not needed.
- For each token *in the quote*, process each node on its root-token path as described below (start at the node corresponding to the token, and, after processing that node, continue to its parent, stopping after finishing with a child of the root). Note that when processing a later token, nodes on its root-token path may no longer have the label zero if they have already been processed on another root-token path.
 - If the node’s flag is 0, set its sibling’s flag to 1, indicating that its label is needed (unless this 1 is later changed to 2). Note that this node and its sibling could both correspond to tokens in the quote, in which case, when the sibling is processed, both nodes will have their flags set to 2.
 - If the node’s flag is 1 (indicating that its sibling is on the root-token path corresponding to some already processed token in the quote), set the flags of the node and its sibling to 2, indicating that their labels can be calculated from information that is already included. Then move on to the next token; the rest of the verification path for this token has already been considered, as part of the verification path for a previously processed token.

- Extract the hashes that the signature need to provide by performing an inorder traversal of the Merkle tree, adding the label of any nodes with their flag set to 1 to a list of provided hashes.
- We can now create the signature for the quote by binding together the signature for the root of the Merkle tree, the list of hashes generated in the previous step, the length of the sequence, and the indices of the quoted tokens.

We make two remarks to the generation of the signature for a quote. First, we note that we have not gone into detail with how the signature for the quote should be shared. For the most seamless experience, this should probably be done directly through the web site that the quote is shared on, but in Section 5.2, we show an alternative approach. Secondly, we note that we have made the assumption that the Quoter is quoting directly from an article, and not quoting from a quote. However, one can straightforwardly combine the latter parts of this algorithm with parts of the algorithm described in Section 4.1.4 to obtain this functionality.

4.1.4 Verifying a quote

Given a quote and a signature for the quote, consisting of the signature for the root of the Merkle tree, a list of required hashes, the length of the original sequence, and the indices of the quoted tokens, one can verify the quote as follows:

- First, create a heap-shaped tree with as many leaves as there were tokens in the original sequence. Let all the nodes be unlabeled.
- Similar to what we did when quoting, we now add a flag to each node in the tree. Initially we set each flag to 0.
- For each token *in the quote*, work upwards on the root-token path corresponding to the token. For each node (except the root), do the following:
 - If the node’s flag is 0, set its siblings flag to 1.
 - If the node’s flag is 1, set the flags of the node and its sibling to 2. Then move on to the next token.
- Perform an inorder traversal of the tree. When encountering a node with its flag set to 1, label it with the next hash in the list of required hashes.
- For each of the leaves corresponding to tokens in the quote, label them with the hash of that token.

- The remaining labels, including the root’s, can now be calculated using a straightforward recursive function: Starting from the root, calculate its label from the labels of its children, calling recursively on any unlabeled children.
- Verify the calculated root hash, with respect to the signature for the root hash, included in the signature for the quote. If this verification is successful, the quote has been verified.

This only covers verifying the authenticity of the quote. Additional information should be made clearly available to the user verifying the quote. This information could, for example, include if the quote is contiguous or where tokens from the original article are missing, where it was located in the article, a link to the original article, etc.

4.2 Choices and alternatives

When designing for a concrete use of quotable signatures, one of the choices to make is what to use as tokens. In our examples, we have used words as tokens, which could be a natural choice for some applications. However, for other applications, e.g., rules and regulations, it might be more natural to use sentences or entire paragraphs. Additionally, in cases where one is signing non-text messages, one would have to find and consider other choices for what to use as tokens.

For the Signer’s algorithm in Section 4.1.2, there is a choice to be made as to what classical digital signature scheme is used to sign the root’s label. Here suggestions could be to follow either one of schemes from the Digital Signature Standard (DSS) [Bar13], or, in the interest of long-term security, a post-quantum signature scheme such as [ABB+22].

A natural optimization would be to change the Merkle trees to use tokens as leaves instead of hashes of tokens. This would reduce the number of hash-calculations needed to construct a Merkle tree by around half. One can in some situations take this slightly further and use concatenated tokens on nodes close to the leaves as long as that saves space compared with the hashed values.

5 Motivating example: Revisited

As a final part of this paper, we return to the motivating example from the introduction. In the example, we considered how quotable signatures could be used to combat misinformation, by bolstering authentic content. Reiterating from the introduction, our proposal is to use quotable signatures for text to supplementing the flagging of problematic content, by authenticating the source of quotes from news articles, and potentially other sources. Quotable

signatures allow users that share quotes from sources supporting quotable signatures to include signatures for their quotes, which in turn enables those who read the quotes to verify the source and authenticity of the quoted text. This could help bolster authentic content, since media brands are important when readers decide if they should trust a news story or not. To quote Urban and Schweiger [US14]: “Furthermore, media brand images proved to be an important heuristic when recipients have to evaluate news quality.” Hence, providing a guarantee about what news media a quote originates from can help the reader decide if a quote is trustworthy, or not. In this specific case, where the source is a news article, the terms from Section 3.1 would correspond to the news provider being the Signer, the one making the quote being the Quoter, and the reader of the quote being the Verifier.

Concretely, we implement a prototype for this approach that is separated into two parts: having media companies sign their articles and a browser extension that allows users to quote with signatures and to verify signatures for quotes. The first part of the prototype consists of a library of implementations of the algorithms from Section 4.1, that each media companies can integrate into their publishing workflow. We touch on the feasibility of this in Section 5.1. The second part of the prototype—the browser extension—modifies websites such that text (both full articles and quotes) with corresponding signatures is shown to be signed, and allows one to make quotes from the signed text that include a signature for the quote. Finally, the browser extension also allows one to get more information about a signed quote (e.g., who signed it, when it was signed, a link to the original article).

Section 5.2 considers how to implement references to signatures, and how one could make this work on every platform, regardless of support from the platforms them self. Section 5.3 contains a discussion of what information a browser extension to share and verify signed quotes should give, and how it could look. Finally, in Section 5.4, we have some final remarks on the idea and prototype, as well as some suggestions for additional research.

5.1 Quotable signatures in the current infrastructure

In this section we consider how challenging it is to implement quotable signatures into the existing workflow and infrastructure used by news media companies. These considerations are informed by talks with a news media company. Specifically, we talked with the editor in charge of the platforms and the editor in charge of the digital editorial office at a large media company that produces multiple newspapers for different regional areas, in both paper and digital versions. While technically a commercial meida company, this company has a publicist approach to news making and a history of engaging with communities to support the public democratic debate.

From our discussions, it is clear that the current workflow employed by modern media companies is already highly automated and it appears that it

```
<div quotsig="http://www.example.com/quotsig/212we132.sig">
  The quick brown fox jumps over the dog
</div>
```

Figure 11: Example for a signature URL included as HTML5 data attribute.

should be quite simple to integrate a process by which, when an article is published (or updated), it is automatically signed with the media company’s public key. In general, it should be conceptually simple to implement a system to automatically take on the role of a Signer for parties that host their own content. For parties that have their content hosted by a third party, more sophisticated solutions might be needed.

With regards to the infrastructure needed to use quotable signatures, we observe that there are two main challenges with using quotable signatures: distributing signatures and distributing (and authenticating) public keys. The latter challenge can be solved by either implementing a public key infrastructure (PKI) specifically for an application of quotable signatures, or by tapping into one of the existing PKIs that are e.g., integrated into operating systems and web browsers. The advantage of the second approach is that the infrastructure already exists and is widely adopted, with (almost) every organization with their own website already having a private key. For the first challenge, we note that the ideal solution would be for the party hosting the quote to also provide support for including a location for signature, but, as we will argue in Section 5.2, an approach not requiring their support is also possible.

5.2 Making it platform independent

For verifying a quote, the Verifier needs to be able to access the corresponding signature in an automated way. Since the signature consists of binary data (the hashes of the verification path and the digital signature of the root node), which is not “human readable”, it should not be contained as text following the quote in the website itself but it should be stored separately in a signature file on a web server. To locate this signature file, the Verifier needs an address or identifier, which can be a Uniform Resource Locator (URL) or an Digital Object Identifier (DOI). This identifier can simply be included in the HTML code of the website that contains the quote, e.g., as shown in Figure 11.

However, adding an attribute with the identifier to the metadata within the HTML code of a website requires the active support for quotable signatures by the website. To make this approach truly platform independent, the identifier can be stored as text that is placed right next to the quote. The browser extension can then extract the identifier and authenticate the quote. A disadvantage of this platform-independent approach is that the text that includes the quote will be more cluttered to anyone not using the browser

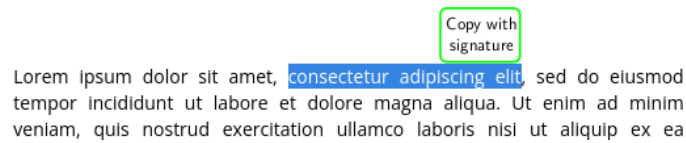


Figure 12: Interface for copying the highlighted quote, including the signature for it. When highlighting text, the dialog to copy the corresponding signature automatically pops up.

extension and that the quoter needs access to a separate dedicated web service for providing the signature.

5.3 Prototype interface

In this section we present a suggestion for how the interface of the prototype should look, and what information it should present. It also contains illustrations of different situations involving the browser extension. We stress that what we show is just one suggestion for how the interface could look. The interface is of course easily and essentially infinitely customizable.

A natural idea for how to share quotes would be that whenever someone highlights text in an article or signed quote, a button allowing one to quote with a signature automatically pops up. A quote shared with a valid signature could be highlighted with green, and clicking on it should bring up a dialog with more information, e.g. who the original author is, when it was signed, a link to the original article and an indication of where in the article it is quoted from. If a quote includes a signature, but the signature is not valid, it should instead be highlighted in red, and clicking on it should bring up a dialog with what information the signature still contains, and an explanation of what failed, and what it means (i.e., that it does not necessarily mean that the quote is false).

Figure 12 shows the Quoter’s interface for obtaining the signature for a quote that the Quoter wishes to share. The Verifier can then verify the authenticity of the quote on a website where it is shared. Clicking on a verified quote (which could be indicated by either highlighting it in green or placing a check mark next to it) brings up a dialog with more information in the browser extension’s window. This dialog is shown in Figure 13. If a signature was provided for a quote but the extension failed to authenticate it, it should be highlighted in some other way (e.g., either highlighting it in red, or placing a warning symbol next to it). Clicking on this would give a different dialog, such as the one shown in Figure 14.

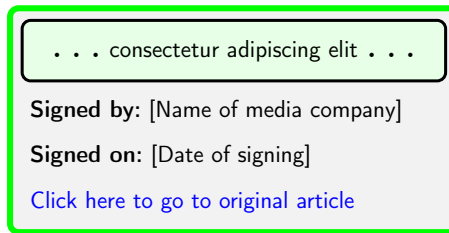


Figure 13: Dialog showing information about a quote which was successfully verified. The dots on either side of the quote indicate that, in the article it is quoted from, there is more text on both sides of the quote. If the quote is not contiguous, similar dots would be placed between non-contiguous tokens. Examples of what information could be provided are who signed the article the quote originates from, when it was signed, and a link to the article that the quote is from. Other information could also be provided.

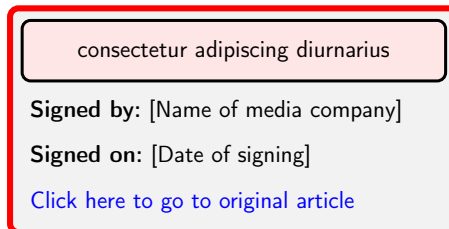


Figure 14: Dialog showing information about a quote where the verification failed. In this case, it cannot be guaranteed what information can be provided (the signature itself might be incomplete), so parts might have to be omitted.

5.4 Perspectives and limitations

We hope that this approach and prototype can help alleviate some of the threats that fake news pose to democracy and society. Specifically, we aim at addressing the raised problem of people being unable to identify what news brands are the original sources of stories seen on social media [KFN18]. This inability to identify the news brands is a problem due to the image of a news brand being an important heuristic when people evaluate the quality of a news story [US14]. Our approach helps solving this problem by making it easy to identify and be certain of the source from which a story originates.

There are some limitations to our approach that have not been resolved. One limitation to our approach is that we rely on people’s ability to judge quality of news, given that they know the source, whereas other approaches such as NewsGuard’s and the classical approach of flagging problematic content aim at directly providing information about whether to trust something or not. To some extent this is intentional. As shown in [AGB+22], directly informing people of news’ credibility through a label has not proven effective.

To make a difference in the future, companies and users on social media need to adopt these quotable signatures: The news media has to sign their content in order for the signatures to be quotable. The users of social media could be helped by having, for instance, people’s operating systems, web browsers, and apps automatically include signatures when copy/pasting quotes from news articles. Eventually, social media platforms should directly support quotable signatures and the required extension should be natively integrated into browsers. If necessary, this could be enforced by regulation.

An essential choice that we have also not gone into detail about is what should be used as tokens, i.e., how to split up an article into quotable bits and whether or how to include punctuation. Natural choices could be by word, sentences, or paragraphs. For our examples we have used words as tokens, since this seems like the smallest unit that would make sense, and they make the examples more compact.

A variation of this would be to have a default setting, but to allow the Signer to decide how to split the article into tokens when signing. This choice would have to be included in the signature for the article (and quotes from it), but have the advantage of allowing the Signer greater control over how the signed text can be quoted.

Further work should include implementing the optimization suggested in Section 4.2, and additional optimizations considered. Further, one should ensure that the prototype naturally supports quotable signatures from other sources as well, including verifying quotes from posts on social media or quotes from text published and signed by any company.

Finally, the effectiveness of this proposal needs to be verified experimentally. In particular, the effects of using quotable signatures for verifying news shared on social media and elsewhere need to be investigated. A suggestion for a first study could be to investigate if the use of quotable signatures improves participant’s ability to recall from which news brand a story originated, which was an issue identified in [KFN18]. Additional studies in the vein of [AGB+22], investigating the effects on the quality of the news diet of participants, would also be of interest.

As a final remark, we point out that while we have focused solely on verifying the authenticity of a quote, one could further extend the system with, for instance, different labels, depending on the quality of the source of a quote. For example, many countries have press councils that have the task of enforcing press ethics, which includes providing correct information, e.g., by doing sufficient research and publishing errata when needed. Hence, it may make sense to mark quotes from articles written by news media that are committed to following press ethics and rulings of a national press council. One could even go so far as to authenticate only signatures signed by such sources.

6 Future work

With this paper, we have extended the theory on quotable signatures and presented an application of quotable signatures as a supplementary approach to mitigating the effect of fake news. Our addition to the theory of quotable signatures includes an argument for why quotable signatures are secure and bounds on the size of signatures for quotes, both arbitrary and contiguous.

Further work on quotable signatures could include using methods similar to the ones employed in [HRS16] and [ABB+22] to remove the requirement that the used hash function be collision-resistant, and thereby remedy a vulnerability against multi-target attacks against hash functions. Additionally, variants of quotable signatures optimized for different types of media should be developed and compared. Our current variant is in some sense optimized for cases where one will often wish to quote something contiguous in one dimension, such as text. If, instead, the goal is to crop an image, one would end up with a “quote” that is contiguous in two dimensions. We have not yet explored how to handle this case effectively.

References

- [ABB+22] Jean-Philippe Aumasson, Daniel J. Bernstein, Ward Beullens, Christoph Dobraunig, Maria Eichlseder, Scott Fluhrer, Stefan-Lukas Gazdag, Andreas Hülsing, Panos Kampanakis, Stefan Kölbl, Tanja Lange, Martin M. Lauridsen, Florian Mendel, Ruben Niederhagen, Christian Rechberger, Joost Rijneveld, Peter Schwabe, and Bas Westerbaa. *SPHINCS+*. *Submission to the NIST Post-Quantum Project, v.3.1*. <https://sphincs.org/data/sphincs+-r3.1-specification.pdf>. 2022.
- [AGB+22] Kevin Aslett, Andrew M. Guess, Richard Bonneau, Jonathan Nagler, and Joshua A. Tucker. “News Credibility Labels Have Limited Average Effects on News Diet Quality and Fail to Reduce Misperceptions”. In: *Science Advances* 8.18 (2022).
- [AJAZ22] Edward L. Amoruso, Stephen P. Johnson, Raghu Nandan Avula, and Cliff C. Zou. “A Web Infrastructure for Certifying Multimedia News Content for Fake News Defense”. In: *Symposium on Computers and Communications (ISCC)*. IEEE Computer Society, 2022, pp. 1–7.
- [Bar13] Elaine Barker. *Digital Signature Standard (DSS)*. Federal Inf. Process. Stds. (NIST FIPS). Gaithersburg, MD, USA: National Institute of Standards and Technology, 2013.

- [DH76] W. Diffie and M. Hellman. “New Directions in Cryptography”. In: *IEEE Transactions on Information Theory* 22.6 (1976), pp. 644–654.
- [DSÁ20] Caitlin Drummond, Michael Siegrist, and Joseph Árvai. “Limited effects of exposure to fake news about climate change”. In: *Environmental Research Communications* 2.8 (2020). Article 081003.
- [HRS16] Andreas Hülsing, Joost Rijneveld, and Fang Song. “Mitigating Multi-target Attacks in Hash-Based Signatures”. In: *19th IACR International Conference on Practice and Theory in Public-Key Cryptography (PKC)*. Vol. 9614. Lecture Notes in Computer Science. Springer, 2016, pp. 387–416.
- [KFN18] Antonis Kalogeropoulos, Richard Fletcher, and Rasmus Kleis Nielsen. “News Brand Attribution in Distributed Environments: Do People Know Where They Get Their News?”. In: *New Media & Society* 21.3 (2018), pp. 583–601.
- [KNSS19] Michael Kreutzer, Ruben Niederhagen, Kris Shrishak, and Hervais Simo Fhom. “Quotable Signatures using Merkle Trees”. In: *INFORMATIK 2019: 50 Jahre Gesellschaft für Informatik*. Vol. P-294. Lecture Notes in Informatik. 2019, pp. 473–477.
- [LES+12] Stephan Lewandowsky, Ullrich K. H. Ecker, Colleen M. Seifert, Norbert Schwarz, and John Cook. “Misinformation and Its Correction: Continued Influence and Successful Debiasing”. In: *Psychological Science in the Public Interest* 13.3 (2012), pp. 106–131.
- [LLK13] Ben Laurie, Adam Langley, and Emilia Käsper. “Certificate Transparency”. In: *RFC* 6962 (2013), pp. 1–27.
- [Mer79] Ralph C. Merkle. “Secrecy, Authentication, and Public Key Systems”. PhD thesis. Electrical Engineering, Stanford, 1979.
- [NFKN19] Nic Newman, Richard Fletcher, Antonis Kalogeropoulos, and Rasmus Kleis Nielsen. *Reuters Institute Digital News Report 2019*. Tech. rep. Reuters Institute for the Study of Journalism, 2019.
- [SBK+17] Marc Stevens, Elie Bursztein, Pierre Karpman, Ange Albertini, and Yarik Markov. “The First Collision for Full SHA-1”. In: *37th Annual International Cryptology Conference (CRYPTO)*. Vol. 10401. Lecture Notes in Computer Science. Springer, 2017, pp. 570–596.

- [SK20] Leonie Schaewitz and Nicole C. Krämer. “Combating Disinformation: Effects of Timing and Correction Format on Factual Knowledge and Personal Beliefs”. In: *2nd Multidisciplinary International Symposium on Disinformation in Open Online Media (MISDOOM)*. Vol. 12259. Lecture Notes in Computer Science. Springer, 2020, pp. 233–245.
- [US14] Juliane Urban and Wolfgang Schweiger. “News Quality from the Recipients’ Perspective”. In: *Journalism Studies* 15.6 (2014), pp. 821–840.
- [XLF13] Tao Xie, Fanbao Liu, and Dengguo Feng. *Fast Collision Attack on MD5*. Cryptology ePrint Archive, Paper 2013/170. <https://eprint.iacr.org/2013/170>. 2013.