

SERENGETI: Massively Multilingual Language Models for Africa

Ife Adebara^{1,*} AbdelRahim Elmadany^{1,*} Muhammad Abdul-Mageed^{1,2} Alcides Alcoba Inciarte¹

¹Deep Learning & Natural Language Processing Group, The University of British Columbia

²Department of Natural Language Processing & Department of Machine Learning, MBZUAI

{ife.adebara@, a.elmadany@, muhammad.mageed@, alcobaa.j@mail.}ubc.ca

Abstract

Multilingual pretrained language models (mPLMs) acquire valuable, generalizable linguistic information during pretraining and have advanced the state of the art on task-specific finetuning. To date, only ~ 31 out of $\sim 2,000$ African languages are covered in existing language models. We ameliorate this limitation by developing SERENGETI, a massively multilingual language model that covers 517 African languages and language varieties. We evaluate our novel models on eight natural language understanding tasks across 20 datasets, comparing to 4 mPLMs that cover 4 – 23 African languages. SERENGETI outperforms other models on 11 datasets across the eight tasks, achieving 82.27 average F_1 . We also perform analyses of errors from our models, which allows us to investigate the influence of language genealogy and linguistic similarity when the models are applied under zero-shot settings. We will publicly release our models for research.¹

1 Introduction

Pretraining NLP models with a language modeling objective has gained popularity as a precursor to task-specific finetuning (Ettinger, 2020). Pre-trained models like BERT (Devlin et al., 2019), ELMo (Peters et al., 2018), Roberta (Liu et al., 2019), GPT (Radford et al., 2018, 2019; Brown et al., 2020a), and BART (Lewis et al., 2020) have advanced the state of the art in a wide variety of tasks, demonstrating how these models acquire valuable, generalizable linguistic information during the pretraining process. However, training language-specific models is possible for only a few languages which have large amounts of data. A popular alternative has been pretrained multilingual language models (mPLM) such as mBERT (Devlin

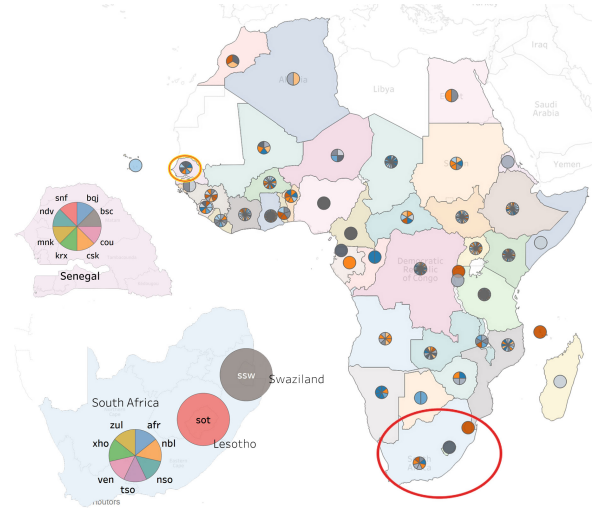


Figure 1: All 517 languages in our dataset across the 50 African countries our data comes from. The language varieties are represented as colored pie shapes within each country. We zero in on South Africa, Lesotho, Swaziland, and Senegal to show detail. We provide a larger map in Appendix A.1.

et al., 2019) and XML-R (Conneau et al., 2020). mPLMs are trained on large amounts of unlabelled data from multiple languages so that low resource languages may benefit from shared vocabulary and other linguistic information from high-resource and similar languages in the model. The vast majority of the world’s $\sim 7,000$ languages today remain uncovered by mPLMs, however.

African languages are no exception. Although there are few mPLMs that support a small number of African languages (Devlin et al., 2019; Ogueji et al., 2021; Nzeyimana and Niyongabo Rubungo, 2022; Alabi et al., 2022a; Jude Ogundepo et al., 2022; Conneau et al., 2020), these cover only a total of 31 languages. This is grossly inadequate considering that Africa is believed to be home to $\sim 2,000$ languages (Eberhard et al., 2021). Each of these languages encapsulates unique features that are essential in preserving linguistic diversity. The same way every species embodies essential value to the natural ecosystem, each language plays a

¹<https://github.com/UBC-NLP/serengeti>

* Authors contributed equally.

crucial role in the linguistic ecosystem. That is, each language encodes knowledge about people, their traditions, wisdom, and environment, as well as how it is that they interact with the sum of the concepts in their own culture (Adebara and Abdul-Mageed, 2022). This in turn allows people and communities to preserve and transmit their knowledge, values, unique modes of thinking, meaning and expression, history, culture, traditions, and memory to next generations, while participating in society and constructing their future (UNESCO 66260, 2022).

Language technology plays an important role in building inclusive knowledge societies, providing access to education and information, supporting freedom of expression, cultural and linguistic diversity, and further stimulating innovation. This technology thus has great impact on multiple domains, including education, government, health, recreation, among others. This motivates adequate representation of African languages in the ongoing technological revolution. This is also likely to connect Africa to the rest of the world. Building technologies for African languages may also aid languages that may be at risk of falling into a state of disuse at an alarming rate, thus hopefully preventing subsequent language death that may become inevitable (Adebara and Abdul-Mageed, 2022).

Developing LMs that represent a large number of African languages is therefore very crucial for achieving progress in Afrocentric NLP (Adebara and Abdul-Mageed, 2022) and indeed in addressing issues related to representation bias in artificial intelligence and linguistic diversity - two research themes of international relevance (Bender et al., 2021). Motivated by this call for Afrocentric NLP, we introduce **SERENGETI**. **SERENGETI** is a massively multilingual language model exploiting a large manually-curated dataset for 517 African languages and language varieties. These languages belong to 14 *language families* and are written in 5 different *scripts*. In addition to these African languages, **SERENGETI** is also pretrained on the top 10 most spoken languages globally.

We also introduce **AfroNLU**, an extensive benchmark exploiting 20 *different datasets* across 28 *different languages and language varieties* for various NLP tasks. For even richer evaluation, we also apply our models to an African language identification task covering all the 517 languages in our pretraining. To the best of our knowledge,

AfroNLU is the most extensive and *inclusive* evaluation benchmark proposed to date for African NLP.

Our contributions in this work are as follows: (1) we collect a large dataset of 517 African languages and language varieties and exploit it to develop **SERENGETI**. (2) we propose **AfroNLU**, a new extensive benchmark for African NLU that has the widest and most inclusive coverage for African NLP today. (3) we benchmark **SERENGETI** on **AfroNLU** and show through meaningful comparisons how our model excels and acquire new SOTA. (4) we offer a linguistically motivated analysis of model performance substantiated in language genealogy, allowing us for the first time to derive insights across the widest range of African languages in the African NLP literature to date.

The rest of the paper is organized as follows: In Section 2 we discuss related work. We describe genealogical information in Section 3. Next, we give a detailed description of **SERENGETI** in Section 4. In Section 5 we describe **AfroNLU**, the benchmark we create. We present performance of **SERENGETI** in Section 6 and compare it to other mPLMs. We conclude in Section 7, and outline a number of limitations and use cases for our work in Section 8 and Section 9.

2 Related Work

Afrocentric NLP. An *Afrocentric* approach to technology development is crucial for African languages. An afrocentric approach will mean that what technologies to build and how to build, evaluate, and deploy them arises from the needs of local African communities (Adebara and Abdul-Mageed, 2022). We provide more details in Section B in the Appendix.

African Language Models. Here, we briefly describe language models covering any number of African languages. Since we develop encoder-only models in this work, we will restrict our discussion to this category of models. We provide information about the African languages covered by these models in Table 1.

AfriBERTa (Ogueji et al., 2021) is trained using a Transformer with the standard masked language modelling objective and covers 11 African languages. The pretraining corpus for this model is small (only 108.8 million tokens), when compared to many other models. **AfroLM** (Dossou et al., 2022) supports 23 African languages, the largest number of African languages before **SERENGETI**. It is trained on a multi-domain dataset

Language Model	African languages represented
MBERT	Afrikaans, Malagasy, Swahili, Yoruba
XLM-R	Afrikaans, Amharic, Hausa, Oromo, Somali, Swahili, Xhosa.
KinyarBERT	Kinyarwanda
AfriBERTA	Afaan Oromoo, Amharic, Gahuza, Hausa, Igbo, Nigerian Pidgin, Somali, Swahili, Tigrinya and Yoruba
Afro-XLMR	Afrikaans, Amharic, Hausa, Igbo, Malagasy, Chichewa, Oromo, Nigerian Pidgin, Kinyarwanda, Kirundi, Shona, Somali, Sesotho, Swahili, isiXhosa, Yoruba, and isiZulu
AfroLM	Amharic, Afaan Oromoo, Bambara, Ghomala, Ewe, Fon, Hausa, Igbo, Kinyarwanda, Lingala, Luganada, Luo, Moore, Chewa, Nigerian Pidgin, Shona, Swahili, Setswana, Akan Twi, Wolof, Xhosa, Yoruba, IsiZulu
SERENGETI	Includes 517 African languages.

Table 1: Encoder-only models with African languages represented.

from various sources (Adelani et al., 2022a; Alabi et al., 2022b; Jude Ogundepo et al., 2022; Niyongabo et al., 2020). It uses a self-active learning framework and achieves SOTA on NER, sentiment analysis, and text classification. *Afro-XLM-R* (Alabi et al., 2022a) uses language adaptation on the 17 most-resourced African languages and three other high-resource foreign languages widely used in Africa (i.e., English, French, and Arabic) simultaneously to provide a single model for cross-lingual transfer learning. Authors show that Afro-XLM-R has competitive results with AfriBERTa and XLM-R on NER, topic classification, and news classification. *KINYaBERT* (Nzeyimana and Niyongabo Rubungo, 2022) uses a two-tier BERT architecture that involves a morphological analyzer and explicitly represents morphological information for Kinyawanda—a morphologically rich African language. Authors show that KINYaBERT achieves good convergence and accuracy, and is robust on multiple downstream tasks. *mBERT* (Devlin et al., 2019) is a multilingual variant of BERT trained on 104 languages including four African languages. *XLM-R* (Conneau et al., 2020) uses a Transformer based architecture and obtains SOTA on cross-lingual classification, sequence labeling, and question answering on 100 languages including eight African languages.

3 Genealogy of African Languages

Genealogical or genetic classification groups languages based on their historical and evolutionary relationships. Genetically related languages are often classified into similar families in a hierarchical tree like structure that shows the level of similarity between the languages. Languages with a higher degree of similarity belong to the same class while languages with a lower degree of similarity are further subdivided into different classes

and subclasses. Two closely related languages can therefore be viewed as sisters of the same parent language/ancestor—they are languages that evolved over time and/or space from an older parent language (Gerhardt, 2020). Typological classification differs from geneological classification in that the former is based on grammatical features or types (Vossen, 2020). For instance, a typological classification would group tone languages together, or split languages based on their morphological structure into, for instance, isolating or agglutinating languages. Despite this difference, languages that belong to the same family often share similar typological information (Gerhardt, 2020). For example, most Benue-Congo languages are tone languages (Williamson, 2006). In the case of African languages, where typological information is scarcely available (Adebara and Abdul-Mageed, 2022; Güldemann, 2018), utilizing genetic classes may be a useful way to determine typological information. If the typological information of one language in a group is known, we may make a sensible assumption that other languages in that group perhaps share similar features with minor variations. We use geneological classification information in evaluating SERENGETI’s behaviour. Specifically, we investigate the relationship between language similarity and model performance in zero-shot scenarios for South African languages in some datasets in our benchmark. We use classification information from Ethnologue (Eberhard et al., 2021) in all our analyses. We provide a broad overview of the families in our models under six broad ancestors in Section D in the Appendix.

4 SERENGETI

4.1 Pretraining Data

SERENGETI is pretrained using 42GB of data comprising a multi-domain, multi-script collection

Model	Vocabulary		#Params	#Lang. (afr/all)	Training Data		
	Tok	Vocab Size			Tokens (afr/all)	Size (afr/all)	Source
xlmr	SP	250k	270M	8 / 100	UNK/164B	UNK/2.4 GB	CC-100
mbert	WP	110K	110M	4 / 100	UNK/12.8B	UNK/100GB	Books, Wiki.
Afro-XLMR	SP	70.6K	270M	17 / 20	—	21.6 GB	mC4, CC, BBC, VOA
AfriBERTa	WP	70k	111M	11 / 11	108.8M	0.94 GB	BBC, CC
AfroLM	SP	250K	264M	23/23	—	0.73GB	mC4, CC, BBC, VOA
SERENGETI-E110	WP	110K	170M	517 / 527	7.1B/8.6B	40/42GB	RT, News, GD, HD, EC
SERENGETI-E250	WP	250K	277M	517/527	7.1B/8.6B	40/42GB	RT, News, GD, HD, EC
SERENGETI	SP	250K	278M	517/527	7.1B/8.6B	40/42GB	RT, News, GD, HD, EC

Table 2: Models with African languages that we compare SERENGETI with. SP: SentencePiece, WP: WordPiece. Data sources include - CC: CommonCrawl, EC: Existing corpora, GD: Government documents, HD: Health documents, RT: Religious text, UNK: Unknown.

of texts that we manually curate. The pretraining data covers 517 African languages and the 10 most spoken languages globally (i.e., Arabic, English, French, German, Greek, Italian, Portuguese, Russian, Spanish, and Turkish). The multi-domain dataset comprises texts from religious, news, government documents, health documents, and existing corpora written in five scripts from the set $\{Arabic, Coptic, Ethiopic, Latin, \text{ and } Vai\}$. For the top ten foreign languages, we randomly select 1M paragraphs from Wikipedia for each language to use in our overall pretraining data. We provide further details of the pretraining data in Section C in the Appendix. We also show all languages in our pretraining data in Tables F.1, F.2, and F.3.

4.2 Preprocessing

To prepare the raw data for pretraining, we perform light preprocessing to retain a faithful representation of the naturally occurring text. Specifically, we ensure that images and non-text materials are not in our dataset by using regular expression and manual curation techniques. We do not perform any further preprocessing of the data before splitting the text off into tokens. For tokenization, we use a WordPiece tokenizer (Song et al., 2021). We experiment with two vocabulary sizes, 110K and 250K.

4.3 SERENGETI Models

We pretrain both Electra style (Clark et al., 2020b; Chi et al., 2021) as well as XLM-R style (Conneau et al., 2020) models, as follows.

SERENGETI-E110 and SERENGETI-E250. We first pretrain Electra (Chi et al., 2021) style models. Electra uses a multilingual replaced token detection (MRTD) objective for training. Unlike other training objectives, the goal of MRTD is to

distinguish real input tokens from corrupted tokens. Models built with this objective are pretrained as discriminators rather than generators. We train the models with two vocabulary sizes, 110K and 250K, and hence refer to them as SERENGETI-E110 and SERENGETI-E250. Each of these models has 12 layers and 12 attention heads. We pre-train each model for 40 epochs with a sequence length of 512, a learning rate of $2e - 4$ and a batch size of 216 and 104 for the SERENGETI-E110 and SERENGETI-E250, respectively. We pre-train the models on 1 Google Cloud TPU with 8 cores (v3.8) from TensorFlow Research Cloud (TFRC).²

SERENGETI Model. Apart from the Electra models, we also experiment with an XLM-R base architecture. We train the model with a 250K vocabulary size for 20 epochs. This model has 12 layers and 12 attention heads, a sequence length of 512 and a batch size of 8. We pre-train this model on 80 M50 AMD Pod GPUs with 16G ram. Our XLM-R model has better performance compared to the Electra models as we will show. We provide information about each model we build and compare with in Table 2.

5 AfroNLU Benchmark

Our goal is to evaluate our models extensively, and so we combine all available datasets we could acquire to create an evaluation benchmark that we refer to as **AfroNLU**. AfroNLU is composed of *seven different tasks*, covering both token and sentence level tasks, across 18 different datasets. The benchmark covers a total of 32 *different languages and language varieties*. In addition we evaluate our best model (SERENGETI) on an African lan-

²<https://www.tensorflow.org/tfrc>.

Cluster	Dataset	Languages	TRAIN	DEV	TEST
NER	masakaner-v1*	amh, hau, ibo, kin, lug, luo, pcm, swh, wol, yor	443,692	60,515	134,126
	masakaner-v2*	bam, bbj, ewe, fon, hau, ibo, kin, lug, mos, nya, pcm, sna, swa, tsn, twi, wol, xho, yor, zul	2,537,792	362,837	726,830
	masakaner-east*	amh, kin, lug, luo, swh	162,388	21,206	46,407
	masakaner-eastwest*	amh, hau, ibo, kin, lug, luo, pcm, swh, wol, yor	416,113	56,512	126,176
	masakaner-west*	hau, ibo, pcm, wol, yor	253,725	35,306	79,769
	nchlt-ner*	afr, nbl, nso, sot, ssw, tsn, tso, ven, xho, zul	1,749,372	219,703	215,616
	yoruba-twi-ner*	yor	20,237	2,811	5,471
wikiann*	afr, amh, ibo, mlg, kin, som, swh, yor	9,244	9,240	9,424	
Phrase Chunking	phrase-chunk*	afr, nso, sot, ssw, tsn, tso, ven, zul	107,492	12,972	13,389
POS	igbo-pos*	ibo	756,775	94,692	95,048
News	amharic-news [†]	amh	41,185	5,148	5,149
	kinnews [†]	kir	15,308	1,701	4,254
	kirnews [†]	run	3,320	369	923
	swahili-news-v0.2 [†]	swh	19,986	2,221	7,338
Sentiment Analysis	bambara-v2 [†]	bam	2,436	305	305
	pidgin-tweet [†]	pcm	11,200	1,400	1,400
	yosm [†]	yor	800	200	500
Topic	hausa-topic [†]	hau	2,045	290	582
	yoruba-topic [†]	yor	1,340	189	379
QA	qa-swahili [†]	swh	49,881	5,077	499
LID	AfroLID [†]	517 African Languages	2,496,980	25,850	51,400
	Afri-Senti	amh, hau, ibo, pcm, swh, yor	-	-	-

Table 3: Distribution of AfroNLU datasets. * indicates that datasize is measured at token level. [†] indicates data size measured at sentence level.

Tasks	AfriBERTa	Afro-XLMR	KinyaBERT	SERENGETI
NER	✓	✓	✓	✓
PC	—	—	—	✓
POS	—	—	—	✓
NC	✓	✓	—	✓
SA	—	✓	—	✓
TC	—	✓	✓	✓
QA	—	—	—	✓
LID	—	—	—	✓
GLUE	—	—	✓	—

Table 4: Tasks evaluation comparison across different African language MLMs. NER: named entity recognition, PC: phrase chunking, POS: part of speech, NC: news classification, SA: sentiment analysis, TC: topic classification, QA: question answering, LID: language identification.

guage identification (LID) task covering all the 517 languages in our pretraining collection. For LID, we use two datasets to test SERENGETI. This puts AfroNLU at a total of *20 different datasets* and eight different tasks. To the best of our knowledge, our evaluation benchmark is the most extensive compared to previous published research. We provide detailed statistics of the datasets comprising AfroNLU in Table 3. We also provide a detailed comparison of our AfroNLU benchmark with evaluation data from other models in Table 4.

We now describe each of the downstream tasks in AfroNLU.

5.1 Named Entity Recognition (NER)

We evaluate our models on NER datasets across multiple languages. We use MasakhaNER data (Ifeoluwa Adelani et al., 2021), WikiAnn (Pan et al., 2017; Rahimi et al., 2019), Yoruba-Twi NER data (Alabi et al., 2020), Distance Supervision NER (DS NER) Data (Hedderich et al., 2020) and multiple NER data from SADiLaR. For our experiments, we use the region aggregates on MasakhaNER. Specifically, we use MasakhaNER-east, MasakhaNER-west, and MasakhaNER-eastwest. MasakhaNER-east includes NER data for Amharic, Kinyawanda, Luganda, Luo, and Swahili. MasakhaNER-west includes NER data for Hausa, Igbo, Nigerian-Pidgin, Wolof, and Yoruba. MasakhaNER-eastwest, on the other hand, includes a combination of MasakhaNER-east and MasakhaNER-west. Data from SADiLaR cover ten indigenous South African languages and is annotated for person, organisation, location, and miscellaneous named entities. Miscellaneous named entities refer to all rigid designators that do not fall into one of the other categories, including temporal expressions (dates

and times), URLs, numerical expressions, publications, names of languages, nationalities, among others. More details about the datasets are in Table 3.

5.2 Part of Speech Tagging

We test our models on POS tagging datasets for Igbo taken from IgboNLP (Onyenwe et al., 2018, 2019). In Table 3, we provide the statistical details for the dataset.

5.3 Phrase Chunks

We evaluate our models on phrase chunks datasets for ten Indigenous languages of South Africa (see Table 3). The data has annotations for noun, verb, adjective, adverbial, and prepositional phrase chunks. Words not belonging to these phrase types are labelled with the tag *O*.

5.4 Sentiment Analysis

We finetune our model on three sentiment analysis datasets, including Bambara Sentiment dataset (Diallo et al., 2021), YOSM—a new Yorùbá Sentiment Corpus for Movie Reviews (Shode et al., 2022), and the Nigerian Pidgin sentiment dataset (Oyewusi et al., 2020), respectively. Some details of these datasets is in Table 3.

5.5 News classification

We use news classification datasets for Amharic (Azime and Mohammed, 2021), Kinyarwanda (Niyongabo et al., 2020), Kirundi (Niyongabo et al., 2020), and Swahili (David, 2020a,b). The Amharic dataset contains six classes—news, sport, politics, international news, business, and entertainment. The Swahili dataset also has six categories including local news, international, finance, health, sports, and entertainment. The datasets for Kinyarwanda and Kirundi have 14 and 12 categories each, respectively. Again, data statistics are in Table 3.

5.6 Topic classification

We include topic classification datasets for Yorùbá and Hausa (Hedderich et al., 2020). The Yorùbá and Hausa datasets contain news titles collected from VOA Hausa and BBC Yorùbá news sites. The Yorùbá dataset has seven topics—Nigeria, Africa, world, entertainment, health, sports, and politics, while the Hausa dataset is categorized into five topics - Nigeria, Africa, world, health, and politics. In Table 3, we provide details about the data split sizes.

5.7 Question Answering

We use TYDIA question answering dataset (Clark et al., 2020a). The dataset has a primary task and a gold passage task. The primary task has two sub-tasks, one for passage selection and another that is a minimal answer span. For the passage selection subtask, a list of passages is given and the required response is either the index of the passage where the answer to the question is or null (if no answer exists in the passage). The minimal answer span subtask on the other hand gives a full article and the expected answer is either the start and end byte indices of the minimal span that answers the question, yes or no response, or null (if no minimal answer exists). For the gold passage task, a correct answer is predicted from a passage containing one answer. This is similar to existing reading comprehension. We use the Kiswahili dataset alone, since it is the only African language in the dataset. Details about the data splits can be found in Table 3.

5.8 Language Identification

We also evaluate SERENGETI on the task of language identification (LID). LID focuses on identifying the human language a piece of text or speech segment belongs to, making automatic LID an important first step in processing human language appropriately (Tjandra et al., 2021; Thara and Poor-nachandran, 2021). We use datasets from AfroLID (Adebara et al., 2022b) for this task. AfroLID data is a multi-genre, multi-script dataset for 517 African languages. We compare the performance of AfroLID data on our models with performance on AfroLID tool. To ensure a fair comparison, the data used for AfroLID is completely different from the data used for SERENGETI. We also evaluate our LID model on AfriSenti dataset (Muhammad et al., 2022; Yimam et al., 2020).

6 Experimental Setup and Evaluation

We evaluate SERENGETI on eight task clusters in the benchmark, and report results on our Test set in Table 5. We also report performance on our Dev set in Table E.1 (Appendix). For each task cluster, we finetune for a maximum of 25 epochs with a patience value of five. We compare results from SERENGETI, SERENGETI-E110, and SERENGETI-E250 to encoder-only models covering any number of African languages. Specifically, we compare with XLMR, mBERT, Afro-XLMR, and AfriBERTa. We report the results of each experiment as an average of three runs, showing

Cluster	Dataset	SOTA	XLMR	mBERT	Afro-XLMR	AfriBERTa	SERENGETI-E110	SERENGETI-E250	SERENGETI
NER	masakaner-v1	84.80 ^{±0.3} _{‡ ‡ ‡}	81.41 ^{±0.26}	78.57 ^{±0.53}	84.16 ^{±0.45}	81.42 ^{±0.30}	81.23 ^{±0.32}	81.54 ^{±0.68}	84.53 ^{±0.56}
	masakaner-v2	87.00 ^{±1.2} _{‡ ‡ ‡}	87.17 ^{±0.18}	84.82 ^{±0.96}	88.69 ^{±0.12}	86.22 ^{±0.06}	86.57 ^{±0.27}	86.69 ^{±0.29}	88.86 ^{±0.25}
	masakaner-east	80.62*	80.38 ^{±0.56}	78.33 ^{±1.25}	83.02 ^{±0.31}	79.31 ^{±0.92}	80.53 ^{±0.71}	81.26 ^{±0.68}	83.75 ^{±0.26}
	masakaner-eastwest	82.34*	82.85 ^{±0.38}	82.37 ^{±0.90}	86.31 ^{±0.30}	82.98 ^{±0.44}	82.90 ^{±0.49}	83.67 ^{±0.44}	85.94 ^{±0.27}
	masakaner-west	83.11*	82.85 ^{±0.79}	83.99 ^{±0.39}	86.78 ^{±0.44}	84.08 ^{±0.32}	82.06 ^{±0.67}	83.45 ^{±0.81}	86.27 ^{±0.94}
	nchlt-ner	—	71.41 ^{±0.07}	70.58 ^{±0.26}	72.27 ^{±0.14}	68.74 ^{±0.29}	64.46 ^{±0.37}	64.42 ^{±0.24}	73.18 ^{±0.24}
	yoruba-twi-ner	—	61.18 ^{±2.19}	70.37 ^{±0.61}	58.48 ^{±1.85}	69.24 ^{±3.05}	61.77 ^{±1.24}	57.99 ^{±2.61}	71.25 ^{±1.73}
	wikiann	—	83.82 ^{±0.39}	82.65 ^{±0.77}	86.01 ^{±0.83}	83.05 ^{±0.20}	83.17 ^{±0.54}	84.85 ^{±0.53}	85.83 ^{±0.94}
	Phrase Chunking	phrase-chunk	—	88.86 ^{±0.18}	88.65 ^{±0.06}	90.12 ^{±0.12}	87.86 ^{±0.20}	90.39 ^{±0.21}	89.93 ^{±0.33}
POS	igbo-pos	—	85.50 ^{±0.08}	85.42 ^{±0.13}	85.39 ^{±0.21}	85.43 ^{±0.05}	85.50 ^{±0.16}	85.61 ^{±0.13}	85.54 ^{±0.08}
News Classification	amharic-news	—	84.97 ^{±0.55}	59.01 ^{±1.47}	86.18 ^{±0.85}	86.54 ^{±1.20}	86.50 ^{±0.71}	86.34 ^{±0.30}	86.82 ^{±0.72}
	kinnews	—	76.58 ^{±0.70}	77.45 ^{±0.43}	79.13 ^{±0.53}	80.40 ^{±1.50}	81.43 ^{±1.02}	80.38 ^{±1.36}	79.80 ^{±0.68}
	kirnews	—	57.18 ^{±3.44}	74.71 ^{±2.56}	87.67 ^{±0.92}	89.59 ^{±0.27}	78.75 ^{±3.24}	86.60 ^{±1.28}	87.53 ^{±2.31}
	swahili-news-v0.2	—	87.50 ^{±0.91}	85.12 ^{±0.93}	87.49 ^{±1.26}	87.91 ^{±0.36}	87.33 ^{±0.28}	86.12 ^{±1.30}	88.24 ^{±0.99}
Sentiment Analysis	bambara-v2	64.00 [†]	47.17 ^{±1.83}	64.56 ^{±1.71}	59.40 ^{±0.56}	65.06 ^{±2.08}	65.07 ^{±2.59}	65.76 ^{±2.02}	63.36 ^{±3.31}
	pidgin-tweet	—	70.42 ^{±0.68}	68.59 ^{±0.47}	71.40 ^{±0.51}	69.19 ^{±0.97}	71.06 ^{±0.39}	70.46 ^{±1.02}	69.74 ^{±0.92}
	yosm	87.20 [‡]	85.57 ^{±1.09}	85.25 ^{±0.25}	87.46 ^{±0.42}	88.66 ^{±0.23}	86.86 ^{±0.95}	85.58 ^{±1.51}	87.86 ^{±0.81}
Topic	hausa-topic	48.52 ^{††}	85.80 ^{±1.45}	81.38 ^{±0.42}	88.67 ^{±0.30}	92.59 ^{±0.69}	88.52 ^{±1.31}	89.07 ^{±0.95}	89.93 ^{±0.49}
	yoruba-topic	54.93 ^{††}	54.69 ^{±2.89}	71.79 ^{±1.43}	75.13 ^{±1.40}	81.79 ^{±0.66}	65.22 ^{±4.72}	66.34 ^{±4.09}	79.87 ^{±1.61}
QA	qa-swahili	81.90 ^{‡‡}	82.79 ^{±1.93}	83.40 ^{±0.78}	79.94 ^{±0.39}	57.3 ^{±1.8}	79.76 ^{±0.52}	81.25 ^{±1.33}	80.01 ^{±0.78}
AfroNLU Score			76.91	77.85	81.09	80.37	79.45	79.87	82.44

Table 5: Performance of models on seven AfroNLU benchmark TEST datasets. (F_1) score is the evaluation metric. Our model (SERENGETI) significantly outperforms AfriBERTa (the 2nd in row) on 13/18 datasets and achieve SOTA on 9/18 datasets. **SOTA** as reported on * (Ifeoluwa Adelani et al., 2021), † (Diallo et al., 2021), ‡ (Shode et al., 2022), †† (Hedderich et al., 2020) and ‡‡ (Clark et al., 2020a), ‡ ‡ ‡ (Adelani et al., 2022b). We use a dash (-) to represent tasks without a known SOTA.

the standard deviation. We also evaluate SERENGETI on language identification and show results on Afrolid in Table 6 and on Afrisenti in Table 7. For multilingual datasets in each task, we show evaluation results per language, comparing the performance of various models in Table E.4 in the Appendix.

Task	AfroLID	SERENGETI
Dev	96.14*	97.64 ^{±0.02}
Test	95.95*	97.41 ^{±0.02}

Table 6: Performance of SERENGETI on African LID (F_1). * Results as reported in Adebara et al. (2022b).

	AfroLID	SERENGETI
Amharic (amh)	97.00	99.50 ^{±0.01}
Hausa (hau)	89.00	98.09 ^{±0.02}
Igbo (ibo)	46.00	95.28 ^{±0.00}
Nigerian Pidgin (pcm)	56.00	77.73 ^{±0.01}
Swahili (swh)	96.00	98.66 ^{±0.02}
Yoruba (yor)	82.00	98.96 ^{±0.00}

Table 7: Comparison between AfroLID (Adebara et al., 2022b) and SERENGETI on AfriSenti Dev dataset.

6.1 Performance Analysis

We report the results for seven of our eight tasks in Table 5.

Named Entity Recognition (NER). SERENGETI sets a new SOTA on six out of eight datasets

on the NER cluster. The lowest F_1 across all models are on NCHLT and Yoruba-Twi datasets (on both Dev and Test). SERENGETI achieves best performance on both of these datasets on Test (with 73.18 F_1 on the first and 71.25 on the second).

Phrase Chunking. SERENGETI outperforms all models on the phrase chunking task on both Dev and Test data, reaching 90.51 F_1 on Test.

Part of Speech (POS) Tagging. In the POS tagging task, SERENGETI outperformed all other models in the Dev. and Test sets.

News Classification. Our SERENGETI outperforms other models on three out of four datasets on Test data (and on two datasets on Dev).³ We do not report SOTA results for Amharic, Kirnews, and Kinnews datasets because their authors report performance in accuracy (and so are not comparable to our results). We show performance of SERENGETI on each category in the news classification cluster in Figure E.1 in the Appendix.

Sentiment Analysis. SERENGETI-E250 outperforms other models on one out of three tasks in our sentiment analysis task cluster. Afro-XLMR and AfriBERTa outperform other models on one each. To further investigate performance, we conduct an error analysis on the three sentiment datasets (see Figure E.2 in the Appendix).

Topic Classification. AfriBERTa outperforms

³Our SERENGETI-E110 outperforms SERENGETI on one dataset in Dev and Test sets

other models on both tasks in our topic classification cluster, followed by SERENGETI. We show confusion matrices for Hausa and Yoruba topic classification in Figure E.3 in the Appendix.

Language Identification. SERENGETI outperforms AfroLID on AfroLID and AfriSenti data (see Table 6 and 7 for details). We also compare the performance of SERENGETI to AfroLID, and Franc⁴, on the 88 African languages represented in Franc in Table E.3 (Appendix). SERENGETI outperforms AfroLID and Franc with an average F_1 score of 96.29. SERENGETI outperforms both models on 59 languages and has similar results with AfroLID on 19 languages. Next, we evaluate the performance of SERENGETI on Creole languages. Again, we record improvement in results for Creole languages when compared with AfroLID. SERENGETI outperforms AfroLID in 7 out of 9 languages and acquires similar scores on 2 languages. We assume that the addition of the ten most spoken languages to the pretraining data for SERENGETI may have helped the model learn the Creoles better. This is because Creoles share some features including vocabularies and syntax with some of those top ten languages.

6.2 Error Analysis

In the sentiment analysis cluster, best performance is recorded for positive categories while negative categories have the worst performance. A fine-grained analysis of the Yoruba sentiment dataset found that SERENGETI failed to correctly categorize sentiment if the polarity item(s) were not seen in training, can be associated with both positive and negative sentiments, the polarity item(s) is a negation, or if ambivalent markers are present in the sentence. We provide a table showing examples of each type of error we found in Table E.2 in the Appendix. For the news classification task, politics and tourism are the best performing classes while education and relationships have the worst performance on kirnews and kinnews respectively. It is important to mention that the worst performing categories do not have the smallest data sizes. For the topic classification, the best performance is on the world class for Hausa topic modelling while entertainment and sport have best performance for Yoruba. The worst performance is on Nigeria and health for Hausa and Yoruba topic datasets respectively.

⁴A publicly available LID tool covering 88 African languages.

6.3 Imbalanced Distribution

We find imbalances in the class distributions for all datasets except YOSM. We find a positive correlation between the size of each category in a dataset and the model accuracy. We also find a positive correlation with the number of examples in a specific class and the accuracy we acquire. We provide confusion matrices that represents the sizes of each category and the performance of SERENGETI in Figures E.4, E.5, and E.6 in the Appendix.

6.4 Genealogy & Language Contact

Our preliminary analyses show that language similarity may improve model performance in zero-shot settings. This we believe is due to high cross-lingual transfer information (Conneau et al., 2020) from similar languages. Similar languages often share many features (e.g., vocabulary, syntax, and script) sometimes up to a point of mutual intelligibility (Nassenstein, 2019; Arndt, 2015; Roy-Campbell, 2006). Languages in contact may also have such similarities. By *language in contact*, we mean all languages that speakers of a specific language interact with and influence. A language can be in contact with another due to trade, geographic proximity, migration, or even colonization. Languages in contact can influence each other in multiple ways, such as borrowing words, grammatical structures, phonology, or orthographic conventions (Matras, 2009). To illustrate our hypothesis, we select two datasets with South African (SA) languages in AfroNLU - NCHLT-ner and phrase-chunk. We select SA languages because they are contact languages (see Figure D.5 in Appendix for a genealogical classification tree that highlights the SA languages.) (Nassenstein, 2019; Arndt, 2015; Roy-Campbell, 2006).

To determine the significance of language similarity and language contact in our own zero-shot settings, we measure the Jaccard similarity between the pretraining data for the SA languages (see Table 8). We find strong similarities between some of these languages (see bolded examples in Table 8). We also finetune a BERT model and compare the performance of BERT with MBERT. We do this because BERT does not include any similar language in its representation.

XLM-R, mBERT, and AfriBERTa are not trained on most SA languages but have high scores in zero-shot settings see Table 9 and Table E.4 in Appendix. We argue that XLM-R in addition to

	afr	nbl	nso	sot	ssw	tsn	tso	ven	xho	zul	kin	lug	nya	run	sna	som
afr	1	0.28	0.35	0.26	0.27	0.36	0.29	0.22	0.42	0.38	0.34	0.38	0.26	0.25	0.25	0.43
nbl	0.28	1	0.47	0.41	0.62	0.26	0.48	0.42	0.41	0.55	0.37	0.35	0.48	0.43	0.46	0.35
nso	0.35	0.47	1	0.55	0.47	0.38	0.51	0.40	0.42	0.50	0.40	0.38	0.42	0.39	0.39	0.42
sot	0.26	0.41	0.55	1	0.43	0.27	0.52	0.46	0.31	0.41	0.33	0.29	0.45	0.40	0.39	0.34
ssw	0.27	0.62	0.47	0.43	1	0.25	0.50	0.44	0.38	0.52	0.36	0.33	0.48	0.43	0.43	0.34
tsn	0.36	0.26	0.38	0.27	0.25	1	0.28	0.21	0.39	0.36	0.31	0.36	0.25	0.24	0.23	0.37
tso	0.29	0.48	0.48	0.52	0.50	0.28	1	0.47	0.37	0.48	0.38	0.34	0.51	0.44	0.44	0.37
ven	0.22	0.42	0.40	0.46	0.44	0.21	0.47	1	0.27	0.35	0.29	0.26	0.44	0.38	0.41	0.29
xho	0.42	0.41	0.42	0.31	0.38	0.39	0.37	0.27	1	0.56	0.41	0.47	0.35	0.33	0.32	0.45
zul	0.38	0.55	0.50	0.41	0.52	0.36	0.48	0.35	0.56	1	0.44	0.44	0.44	0.40	0.39	0.45

Table 8: Jaccard Similarity for South African languages and some languages that are genealogically similar to them. Each of the 10 South African languages are represented on each row. The genealogically similar languages we explore are after the horizontal lines. Specifically, we have: Kinyarwanda (kin), Luganda (lug), Chichewa (nya), Rundi (run), Shona (sna) and Somali (som). We highlight similarity scores of 0.4 and above in bold face.

Dataset	Lang	XLMR	BERT	mBERT	Affro-XLMR	AfriBERTa	SERENGETI
NCHLT-NER	afr	80.68 \pm 0.75	71.47	80.08 \pm 0.29	80.55 \pm 0.11	74.5 \pm 0.64	81.57 \pm 0.59
	nbl	74.64 \pm 0.66	61.02	73.48 \pm 0.18	75.26 \pm 0.28	72.28 \pm 0.67	77.13 \pm 0.67
	nso	77.0 \pm 1.23	64.27	78.75 \pm 0.45	80.13 \pm 0.51	75.45 \pm 1.09	80.69 \pm 0.64
	sot	54.71 \pm 1.51	49.75	54.68 \pm 0.49	55.57 \pm 0.2	54.09 \pm 0.98	56.26 \pm 1.52
	ssw	71.75 \pm 0.65	65.18	71.24 \pm 0.75	72.35 \pm 1.02	69.38 \pm 0.58	73.37 \pm 0.82
	tsn	77.02 \pm 0.22	70.96	76.35 \pm 0.47	77.68 \pm 0.96	73.89 \pm 1.41	79.05 \pm 0.75
	tso	74.24 \pm 0.08	65.09	72.95 \pm 0.67	74.85 \pm 0.43	71.05 \pm 0.9	75.13 \pm 0.31
	ven	64.06 \pm 0.31	61.51	63.11 \pm 1.27	64.39 \pm 0.36	63.24 \pm 1.26	65.42 \pm 0.76
	xho	70.77 \pm 2.45	58.17	68.54 \pm 1.44	72.37 \pm 0.39	67.00 \pm 1.27	72.92 \pm 0.29
	zul	69.44 \pm 0.62	54.27	67.74 \pm 1.46	70.28 \pm 0.49	67.17 \pm 0.15	71.20 \pm 0.44
Phrase Chunk	afr	95.34 \pm 0.16	89.92	95.68 \pm 0.30	95.13 \pm 0.06	90.22 \pm 0.81	96.01 \pm 0.14
	nso	96.57 \pm 0.61	95.26	96.85 \pm 0.55	98.36 \pm 0.2	96.47 \pm 0.14	98.28 \pm 0.1
	sot	82.93 \pm 0.38	80.59	83.08 \pm 0.78	85.28 \pm 0.61	82.18 \pm 0.93	85.69 \pm 0.76
	ssw	82.9 \pm 1.03	82.09	81.91 \pm 0.47	84.73 \pm 0.18	83.24 \pm 0.11	83.45 \pm 0.12
	tsn	92.77 \pm 0.16	92.09	92.64 \pm 0.66	94.11 \pm 0.49	92.71 \pm 0.42	94.03 \pm 0.19
	tso	86.42 \pm 0.46	86.75	86.90 \pm 0.31	87.39 \pm 0.18	86.73 \pm 0.95	89.32 \pm 0.43
	ven	92.31 \pm 0.45	92.32	90.47 \pm 0.32	92.42 \pm 0.68	92.02 \pm 0.33	92.54 \pm 0.21
	zul	87.30 \pm 0.26	84.93	87.29 \pm 1.04	88.67 \pm 0.66	85.74 \pm 0.55	90.05 \pm 0.81

Table 9: Performance of mPLMs and BERT on each language in NCHLT-NER and Phrase-Chunk datasets we use for the genealogy analysis. (F_1) score is the evaluation metric. We use **Red** highlights to indicate languages in zero-shot setting. We evaluate BERT, a monolingual model as a sanity check for our evaluation.

cross-lingual transfers from other languages acquires representation from afr and xho where xho alone shares more than 0.4 similarity with afr, nbl, nso, and zul. mBERT also learns representation from afr while AfriBERTa learns representations from Gahuza which is a code-mixed variety of KIN and RUN. BERT on the other hand significantly performs lower than MBERT in all languages except on ssw, and ven (Phrase chunk). SERENGETI, however, outperforms other models on these languages which demonstrates the impact of pretraining on each of these languages.

These analyses are in no way conclusive, but do provide insights on how linguistic information may impact model performance in zero-shot set-

tings. Future work can further probe the influence of similar languages in a more in-depth fashion. (See Appendix F for detailed analysis).

7 Conclusion

We reported our efforts to develop SERENGETI, a suite of three massively multilingual language models for African NLP. SERENGETI outperforms 4 mPLMs on 11 datasets across 8 tasks. We provide extensive evaluations of model outputs, including zero-shot performance of the mPLMs. We also offer broad linguistically-motivated analyses of model performance.

8 Limitations

We identify the following limitations for our work:

1. Due to limited access to a wide network of native speakers from the majority of languages, we were able to manually inspect only a subset of languages present in our pretraining data. Specifically, we could only manually evaluate Afrikaans, Yorùbá, Igbo, Hausa, Luganda, Kinyarwanda, Chichewa, Shona, Somali, Swahili, Xhosa, Bemba, and Zulu. Future work should focus on increasing the subset of languages evaluated manually in order to ensure quality. We believe automatic analyses are not sufficient before development of models that get deployed in particular applications.
2. Another limitation is related to our inability to perform extensive analysis of biases and hateful speech present in our pretraining data. Again, this is due to relatively restricted access to native speakers (and even automated tools) to perform this analysis. As a result, we cannot fully ensure that our models is free from biases and socially undesirable effects. Therefore, it is important that these models be used with care and caution, and be analyzed for biases and socially undesirable effects before use.
3. Additionally, due to unavailability of sufficient computing resources, we were unable to evaluate large language models such as BLOOM, even though it covers 22 African languages.
4. Finally, even though AfroNLU has diverse tasks at the word and sentence level, these tasks only cover few African languages. We therefore encourage the creation of more datasets for downstream NLU tasks in more (and more diverse) African languages. We believe broader benchmarks will continue to be important for future progress in African NLP.

9 Ethics Statement and Wider Impacts

SERENGETI aligns with Afrocentric NLP where the needs of African people is put into consideration when developing technology. We believe SERENGETI will not only be useful to speakers of the languages supported, but also researchers of

African languages such as anthropologists and linguists. We discuss below some use cases for SERENGETI and offer a number of broad impacts.

1. SERENGETI aims to address the lack of access to technology in about 90% of the world’s languages, which automatically discriminates against native speakers of those languages. More precisely, it does so by focusing on Africa. To the best of our knowledge, SERENGETI is the first massively multilingual PLM developed for African languages and language varieties. A model with knowledge of 517 African languages, is by far the largest to date for African NLP.
2. SERENGETI enables improved access of important information to the African community in Indigenous African languages. This is especially beneficial for people who may not be fluent in other languages. This will potentially connect more people globally.
3. SERENGETI affords opportunities for language preservation for many African languages. To the best of our knowledge, SERENGETI consists of languages that have not been used for any NLP task until now. We believe that it can help encourage continued use of these languages in several domains, as well as trigger future development of language technologies for many of these languages.
4. To mitigate discrimination and bias, we adopt a manual curation of our datasets. Native speakers of Afrikaans, Yorùbá, Igbo, Hausa, Luganda, Kinyarwanda, Chichewa, Shona, Somali, Swahili, Xhosa, Bemba, and Zulu also manually evaluated a subset of the data to ensure its quality. The data collected for this work is taken from various domains to further ensure a better representation of the language usage of native speakers.
5. Although LMs are useful for a wide range of applications, they can also be misused. SERENGETI is developed using publicly available datasets that may carry biases. Although we strive to perform analyses and diagnostic case studies to probe performance of our models, our investigations are by no means comprehensive nor guarantee absence of bias in the data. In particular, we do not have access

to native speakers of most of the languages covered. This hinders our ability to investigate samples from each (or at least the majority) of the languages.

Acknowledgements

MAM gratefully acknowledges support from Canada Research Chairs (CRC), the Natural Sciences and Engineering Research Council of Canada (NSERC; RGPIN-2018-04267), the Social Sciences and Humanities Research Council of Canada (SSHRC; 435-2018-0576; 895-2020-1004; 895-2021-1008), Canadian Foundation for Innovation (CFI; 37771), Digital Research Alliance of Canada,⁵ UBC ARC-Sockeye,⁶ Advanced Micro Devices, Inc. (AMD), and Google. Any opinions, conclusions or recommendations expressed in this material are those of the author(s) and do not necessarily reflect the views of CRC, NSERC, SSHRC, CFI, the Alliance, AMD, Google, or UBC ARC-Sockeye.

References

- Julien Abadji, Pedro Javier Ortiz Suárez, Laurent Romary, and Benoît Sagot. 2021. [Ungoliant: An optimized pipeline for the generation of a very large-scale multilingual web corpus](#). Proceedings of the Workshop on Challenges in the Management of Large Corpora (CMLC-9) 2021. Limerick, 12 July 2021 (Online-Event), pages 1 – 9, Mannheim. Leibniz-Institut für Deutsche Sprache.
- Ife Adebara and Muhammad Abdul-Mageed. 2022. [Towards afrocentric NLP for African languages: Where we are and where we can go](#). In *Proceedings of the 60th Annual Meeting of the Association for Computational Linguistics (Volume 1: Long Papers)*, pages 3814–3841, Dublin, Ireland. Association for Computational Linguistics.
- Ife Adebara, Muhammad Abdul-Mageed, and Miikka Silfverberg. 2022a. [Linguistically-motivated Yorùbá-English machine translation](#). In *Proceedings of the 29th International Conference on Computational Linguistics*, pages 5066–5075, Gyeongju, Republic of Korea. International Committee on Computational Linguistics.
- Ife Adebara, AbdelRahim Elmadany, Muhammad Abdul-Mageed, and Alcides Alcoba Inciarte. 2022b. [AfroLID: A neural language identification tool for African languages](#).
- David Adelani, Jesujoba Alabi, Angela Fan, Julia Kreutzer, Xiaoyu Shen, Machel Reid, Dana Ruitter, Dietrich Klakow, Peter Nabende, Ernie Chang, Tajudeen Gwadabe, Freshia Sackey, Bonaventure F. P. Dossou, Chris Emezue, Colin Leong, Michael Beukman, Shamsuddeen Muhammad, Guyo Jarso, Oreen Yousuf, Andre Niyongabo Rubungo, Gilles Hacheme, Eric Peter Wairagala, Muhammad Umair Nasir, Benjamin Ajibade, Tunde Ajayi, Yvonne Gitau, Jade Abbott, Mohamed Ahmed, Millicent Ochieng, Anuoluwapo Aremu, Perez Ogayo, Jonathan Mukiibi, Fatoumata Ouoba Kabore, Godson Kalipe, Derguene Mbaye, Allahsera Auguste Tapo, Victoire Memdjokam Koagne, Edwin Munkoh-Buabeng, Valencia Wagner, Idris Abdulmumin, Ayodele Awokoya, Happy Buzaaba, Blessing Sibanda, Andiswa Bukula, and Sam Manthalu. 2022a. [A few thousand translations go a long way! leveraging pre-trained models for African news translation](#). In *Proceedings of the 2022 Conference of the North American Chapter of the Association for Computational Linguistics: Human Language Technologies*, pages 3053–3070, Seattle, United States. Association for Computational Linguistics.
- David Ifeoluwa Adelani, Graham Neubig, Sebastian Ruder, Shruti Rijhwani, Michael Beukman, Chester Palen-Michel, Constantine Lignos, Jesujoba O. Alabi, Shamsuddeen H. Muhammad, Peter Nabende, Cheikh M. Bamba Dione, Andiswa Bukula, Rooweither Mabuya, Bonaventure F. P. Dossou, Blessing Sibanda, Happy Buzaaba, Jonathan Mukiibi, Godson Kalipe, Derguene Mbaye, Amelia Taylor, Fatoumata Kabore, Chris Chinenye Emezue, Anuoluwapo Aremu, Perez Ogayo, Catherine Gitau, Edwin Munkoh-Buabeng, Victoire M. Koagne, Allahsera Auguste Tapo, Tebogo Macucwa, Vukosi Marivate, Elvis Mboning, Tajudeen Gwadabe, Tosin Adewumi, Orevaoghene Ahia, Joyce Nakatumba-Nabende, Neo L. Mokono, Ignatius Ezeani, Chiamaka Chukwunke, Mofetoluwa Adeyemi, Gilles Q. Hacheme, Idris Abdulmumin, Odunayo Ogundepo, Oreen Yousuf, Tatiana Moteu Ngoli, and Dietrich Klakow. 2022b. [Masakhaner 2.0: Africa-centric transfer learning for named entity recognition](#).
- Alham Fikri Aji, Genta Indra Winata, Fajri Koto, Samuel Cahyawijaya, Ade Romadhony, Rahmad Mahendra, Kemal Kurniawan, David Moeljadi, Radityo Eko Prasajo, Timothy Baldwin, Jey Han Lau, and Sebastian Ruder. 2022. [One country, 700+ languages: NLP challenges for underrepresented languages and dialects in Indonesia](#). In *Proceedings of the 60th Annual Meeting of the Association for Computational Linguistics (Volume 1: Long Papers)*, pages 7226–7249, Dublin, Ireland. Association for Computational Linguistics.
- Jesujoba Alabi, Kwabena Amponsah-Kaakyire, David Adelani, and Cristina Espana-Bonet. 2020. [Massive vs. curated embeddings for low-resourced languages: The case of Yorùbá and Twi](#). In *Proceedings of The 12th Language Resources and Evaluation Conference*, pages 2754–2762.
- Jesujoba O. Alabi, David Ifeoluwa Adelani, Marius Mosbach, and Dietrich Klakow. 2022a. [Adapting](#)

⁵<https://alliancecan.ca>

⁶<https://arc.ubc.ca/ubc-arc-sockeye>

- pre-trained language models to African languages via multilingual adaptive fine-tuning. In *Proceedings of the 29th International Conference on Computational Linguistics*, pages 4336–4349, Gyeongju, Republic of Korea. International Committee on Computational Linguistics.
- Jesujoba O. Alabi, David Ifeoluwa Adelani, Marius Mosbach, and Dietrich Klakow. 2022b. [Multilingual language model adaptive fine-tuning: A study on African languages](#).
- Julia Angwin, Jeff Larson, Surya Mattu, and Lauren Kirchner. 2018. Machine bias. *Nieman reports*, 72(3/4):37.
- Jochen S. Arndt. 2015. *Missionaries, Africans and the Emergence of Xhosa and Zulu as Distinct Languages in South Africa, 1800-54*. Ph.D. thesis. Copyright - Database copyright ProQuest LLC; ProQuest does not claim copyright in the individual underlying works; Last updated - 2022-11-02.
- Mikel Artetxe, Sebastian Ruder, and Dani Yogatama. 2020. [On the cross-lingual transferability of monolingual representations](#). In *Proceedings of the 58th Annual Meeting of the Association for Computational Linguistics*, pages 4623–4637, Online. Association for Computational Linguistics.
- Israel Abebe Azime and Nebil Mohammed. 2021. [An Amharic News Text classification Dataset](#).
- Solon Barocas and Andrew D. Selbst. 2016. Big data’s disparate impact. *California law review*, 104(3):671–732.
- Emily M. Bender. 2011. [On achieving and evaluating language-independence in nlp](#). *Linguistic Issues in Language Technology*, 6.
- Emily M. Bender, Timnit Gebru, Angelina McMillan-Major, and Shmargaret Shmitchell. 2021. [On the dangers of stochastic parrots: Can language models be too big?](#) In *Proceedings of the 2021 ACM Conference on Fairness, Accountability, and Transparency*, FAccT ’21, page 610–623, New York, NY, USA. Association for Computing Machinery.
- Laurent Besacier, Etienne Barnard, Alexey Karpov, and Tanja Schultz. 2014. [Automatic speech recognition for under-resourced languages: A survey](#). *Speech Communication*, 56:85–100.
- Tolga Bolukbasi, Kai-Wei Chang, James Y Zou, Venkatesh Saligrama, and Adam T Kalai. 2016. [Man is to computer programmer as woman is to homemaker? debiasing word embeddings](#). In *Advances in Neural Information Processing Systems*, volume 29. Curran Associates, Inc.
- Tom Brown, Benjamin Mann, Nick Ryder, Melanie Subbiah, Jared D Kaplan, Prafulla Dhariwal, Arvind Neelakantan, Pranav Shyam, Girish Sastry, Amanda Askell, Sandhini Agarwal, Ariel Herbert-Voss, Gretchen Krueger, Tom Henighan, Rewon Child, Aditya Ramesh, Daniel Ziegler, Jeffrey Wu, Clemens Winter, Chris Hesse, Mark Chen, Eric Sigler, Mateusz Litwin, Scott Gray, Benjamin Chess, Jack Clark, Christopher Berner, Sam McCandlish, Alec Radford, Ilya Sutskever, and Dario Amodei. 2020a. [Language models are few-shot learners](#). In *Advances in Neural Information Processing Systems*, volume 33, pages 1877–1901. Curran Associates, Inc.
- Tom B. Brown, Benjamin Mann, Nick Ryder, Melanie Subbiah, Jared Kaplan, Prafulla Dhariwal, Arvind Neelakantan, Pranav Shyam, Girish Sastry, Amanda Askell, Sandhini Agarwal, Ariel Herbert-Voss, Gretchen Krueger, Tom Henighan, Rewon Child, Aditya Ramesh, Daniel M. Ziegler, Jeffrey Wu, Clemens Winter, Christopher Hesse, Mark Chen, Eric Sigler, Mateusz Litwin, Scott Gray, Benjamin Chess, Jack Clark, Christopher Berner, Sam McCandlish, Alec Radford, Ilya Sutskever, and Dario Amodei. 2020b. [Language models are few-shot learners](#). In *Proceedings of the 34th International Conference on Neural Information Processing Systems, NIPS’20*, Red Hook, NY, USA. Curran Associates Inc.
- Joy Buolamwini and Timnit Gebru. 2018. [Gender shades: Intersectional accuracy disparities in commercial gender classification](#). In *Proceedings of the 1st Conference on Fairness, Accountability and Transparency*, volume 81 of *Proceedings of Machine Learning Research*, pages 77–91. PMLR.
- Pei-Xuan Cai, Yao-Chung Fan, and Fang-Yie Leu. 2022. [Compare encoder-decoder, encoder-only, and decoder-only architectures for text generation on low-resource datasets](#). In *Advances on Broad-Band Wireless Computing, Communication and Applications*, pages 216–225, Cham. Springer International Publishing.
- Aylin Caliskan, Joanna J Bryson, and Arvind Narayanan. 2017. [Semantics derived automatically from language corpora contain human-like biases](#). *Science*, 356(6334):183–186.
- Bharathi Raja Chakravarthi and Vigneshwaran Muralidaran. 2021. [Findings of the shared task on hope speech detection for equality, diversity, and inclusion](#). In *Proceedings of the First Workshop on Language Technology for Equality, Diversity and Inclusion*, pages 61–72, Kyiv. Association for Computational Linguistics.
- Zewen Chi, Shaohan Huang, Li Dong, Shuming Ma, Saksham Singhal, Payal Bajaj, Xia Song, and Furu Wei. 2021. [Xlm-e: Cross-lingual language model pre-training via ELECTRA](#).
- James Clackson. 2007. *The Indo-European language family*, Cambridge Textbooks in Linguistics, page 1–26. Cambridge University Press.
- Jonathan H. Clark, Eunsol Choi, Michael Collins, Dan Garrette, Tom Kwiatkowski, Vitaly Nikolaev, and Jennimaria Palomaki. 2020a. [TyDi QA: A benchmark for information-seeking question answering in](#)

- typologically diverse languages. *Transactions of the Association for Computational Linguistics*, 8:454–470.
- Kevin Clark, Minh-Thang Luong, Quoc V. Le, and Christopher D. Manning. 2020b. **ELECTRA: Pre-training text encoders as discriminators rather than generators**. In *International Conference on Learning Representations*.
- Bernard Comrie. 2017. *Languages of the World*, chapter 2. John Wiley & Sons, Ltd.
- Alexis Conneau, Kartikay Khandelwal, Naman Goyal, Vishrav Chaudhary, Guillaume Wenzek, Francisco Guzmán, Edouard Grave, Myle Ott, Luke Zettlemoyer, and Veselin Stoyanov. 2020. **Unsupervised cross-lingual representation learning at scale**. In *Proceedings of the 58th Annual Meeting of the Association for Computational Linguistics*, pages 8440–8451, Online. Association for Computational Linguistics.
- Denis Creissels, Gerrit J Dimmendaal, Zygmunt Frajzyngier, and Christa König. 2008. Africa as a morphosyntactic area. *A linguistic geography of Africa*, 86150.
- Brian Daigle. 2021. **Data protection laws in Africa: A Pan-African survey and noted trends**. *J. Int’l Com. & Econ.*, page 1.
- Davis David. 2020a. **Swahili : News classification dataset**.
- Davis David. 2020b. **Swahili : News classification dataset**. The news version contains both train and test sets.
- Jacob Devlin, Ming-Wei Chang, Kenton Lee, and Kristina Toutanova. 2019. **BERT: Pre-training of deep bidirectional Transformers for language understanding**. In *Proceedings of the 2019 Conference of the North American Chapter of the Association for Computational Linguistics: Human Language Technologies, Volume 1 (Long and Short Papers)*, pages 4171–4186, Minneapolis, Minnesota. Association for Computational Linguistics.
- Mountaga Diallo, Chayma Fourati, and Hatem Haddad. 2021. **Bambara language dataset for sentiment analysis**.
- Gerrit J. Dimmendaal. 2020. **364 Nilo-Saharan and Its Limits**. In *The Oxford Handbook of African Languages*. Oxford University Press.
- Gerrit J Dimmendaal, Colleen Ahland, Angelika Jakobi, and Constance Kutsch Lojenga. 2019. **Linguistic features and typologies in languages commonly referred to as ‘Nilo-Saharan’**. *Cambridge Handbook of African Languages*, pages 326–381.
- Sumanth Doddapaneni, Gowtham Ramesh, Mitesh M. Khapra, Anoop Kunchukuttan, and Pratyush Kumar. 2021. **A primer on pretrained multilingual language models**.
- Bonaventure F. P. Dossou, Atnafu Lambebo Tonja, Oreen Yousuf, Salomey Osei, Abigail Oppong, Iy-anuoluwa Shode, Oluwabusayo Olufunke Awoyomi, and Chris Chinenye Emezue. 2022. **Afrolm: A self-active learning-based multilingual pretrained language model for 23 African languages**.
- Matthew S Dryer. 2013. Order of subject, object and verb. the world atlas of language structures online, ed. by matthew s. dryer and martin haspelmath. leipzig: Max planck institute for evolutionary anthropology. Online: <https://wals.info>.
- Cynthia Dwork, Moritz Hardt, Toniann Pitassi, Omer Reingold, and Rich Zemel. 2011. Fairness through awareness. Technical report, Cornell University Library, arXiv.org.
- David M Eberhard, F Simons Gary, and Charles D Fenig (eds). 2021. **Ethnologue: Languages of the world. Twenty-fourth edition**, Dallas, Texas: SIL International.
- Allyson Ettinger. 2020. **What BERT Is Not: Lessons from a New Suite of Psycholinguistic Diagnostics for Language Models**. *Transactions of the Association for Computational Linguistics*, 8:34–48.
- Virginia Eubanks. 2018. *Automating inequality: how high-tech tools profile, police, and punish the poor*, first edition. St. Martin’s Press, New York, NY.
- Angela Fan, Shruti Bhosale, Holger Schwenk, Zhiyi Ma, Ahmed El-Kishky, Siddharth Goyal, Mandeep Baines, Onur Celebi, Guillaume Wenzek, Vishrav Chaudhary, Naman Goyal, Tom Birch, Vitaliy Liptchinsky, Sergey Edunov, Edouard Grave, Michael Auli, and Armand Joulin. 2020. **Beyond English-Centric multilingual machine translation**.
- Eduard Fosch-Villaronga and Adam Poulsen. 2022. **Diversity and Inclusion in Artificial Intelligence**, pages 109–134. T.M.C. Asser Press, The Hague.
- Zygmunt Frajzyngier. 2018. **Afroasiatic languages**.
- Ana Freire, Lorenzo Porcaro, and Emilia Gómez. 2021. **Measuring diversity of artificial intelligence conferences**. In *Proceedings of 2nd Workshop on Diversity in Artificial Intelligence (AIDBEI)*, volume 142 of *Proceedings of Machine Learning Research*, pages 39–50. PMLR.
- Ludwig Gerhardt. 2020. **125 Reflections on the History of African Language Classification**. In *The Oxford Handbook of African Languages*. Oxford University Press.
- David Gil and Antoinette Schapper, editors. 2020. **Austronesian Undressed: How and why languages become isolating**. John Benjamins.
- Jeff Good. 2020. **138139 Niger-Congo, with a Special Focus on Benue-Congo**. In *The Oxford Handbook of African Languages*. Oxford University Press.

- Naman Goyal, Jingfei Du, Myle Ott, Giri Anantharaman, and Alexis Conneau. 2021. [Larger-scale Transformers for multilingual masked language modeling](#). In *Proceedings of the 6th Workshop on Representation Learning for NLP (RepL4NLP-2021)*, pages 29–33, Online. Association for Computational Linguistics.
- Tom Güldemann, editor. 2018. *The Languages and Linguistics of Africa*. De Gruyter Mouton.
- Junxian He, Chunting Zhou, Xuezhe Ma, Taylor Berg-Kirkpatrick, and Graham Neubig. 2022. [Towards a unified view of parameter-efficient transfer learning](#). In *International Conference on Learning Representations*.
- Michael A. Hedderich, David Adelani, Dawei Zhu, Jesujoba Alabi, Udia Markus, and Dietrich Klakow. 2020. [Transfer learning and distant supervision for multilingual Transformer models: A study on African languages](#). In *Proceedings of the 2020 Conference on Empirical Methods in Natural Language Processing (EMNLP)*, pages 2580–2591, Online. Association for Computational Linguistics.
- Sara Hooker. 2021. [Moving beyond “algorithmic bias is a data problem”](#). *Patterns*, 2(4):100241.
- Dirk Hovy, Federico Bianchi, and Tommaso Fornaciari. 2020. [“You Sound Just Like Your Father” Commercial Machine Translation Systems Include Stylistic Biases](#). In *Proceedings of the 58th Annual Meeting of the Association for Computational Linguistics*, pages 1686–1690, Online. Association for Computational Linguistics.
- Larry M Hyman. 2003. African languages and phonological theory. *Glott International*, 7(6):153–163.
- David Ifeoluwa Adelani, Jade Abbott, Graham Neubig, Daniel D’souza, Julia Kreutzer, Constantine Lignos, Chester Palen-Michel, Happy Buzaaba, Shruti Rijhwani, Sebastian Ruder, et al. 2021. [Masakhaner: Named entity recognition for African languages](#). *arXiv e-prints*, pages arXiv–2103.
- Pratik Joshi, Sebastin Santy, Amar Budhiraja, Kalika Bali, and Monojit Choudhury. 2020. [The state and fate of linguistic diversity and inclusion in the NLP world](#). In *Proceedings of the 58th Annual Meeting of the Association for Computational Linguistics*, pages 6282–6293, Online. Association for Computational Linguistics.
- Oduwayo Jude Ogundepo, Akintunde Oladipo, Mofetoluwa Adeyemi, Kelechi Ogueji, and Jimmy Lin. 2022. [AfriTeVA: Extending “small data” pretraining approaches to sequence-to-sequence models](#). In *Proceedings of the Third Workshop on Deep Learning for Low-Resource Natural Language Processing*, pages 126–135, Hybrid. Association for Computational Linguistics.
- Johanita Kirsten. 2018. *Afrikaans*, pages 13–30. Palgrave Macmillan UK, London.
- Nikita Kitaev, Steven Cao, and Dan Klein. 2019. [Multilingual constituency parsing with self-attention and pre-training](#). In *Proceedings of the 57th Annual Meeting of the Association for Computational Linguistics*, pages 3499–3505, Florence, Italy. Association for Computational Linguistics.
- Allison Koenecke, Andrew Nam, Emily Lake, Joe Nudell, Minnie Quartey, Zion Mengesha, Connor Toups, John R. Rickford, Dan Jurafsky, and Sharad Goel. 2020. [Racial disparities in automated speech recognition](#). *Proceedings of the National Academy of Sciences of the United States of America*, 117(14):pp. 7684–7689.
- Julia Kreutzer, Isaac Caswell, Lisa Wang, Ahsan Wahaab, Daan van Esch, Nasanbayar Ulzii-Orshikh, Allahsera Tapo, Nishant Subramani, Artem Sokolov, Claytone Sikasote, Monang Setyawan, Supheakmungskol Sarin, Sokhar Samb, Benoît Sagot, Clara Rivera, Annette Rios, Isabel Papadimitriou, Salomey Osei, Pedro Ortiz Suárez, Iroro Orife, Kelechi Ogueji, Andre Niyongabo Rubungo, Toan Q. Nguyen, Mathias Müller, André Müller, Shamsuddeen Hassan Muhammad, Nanda Muhammad, Ayanda Mnyakeni, Jamshidbek Mirzakhlov, Tapiwanashe Matangira, Colin Leong, Nze Lawson, Sneha Kudugunta, Yacine Jernite, Mathias Jenny, Orhan Firat, Bonaventure F. P. Dossou, Sakhile Dlamini, Nisansa de Silva, Sakine Çabuk Ballı, Stella Biderman, Alessia Battisti, Ahmed Baruwa, Ankur Bapna, Pallavi Baljekar, Israel Abebe Azime, Ayodele Awokoya, Duygu Ataman, Orevaoghene Ahia, Oghenefego Ahia, Sweta Agrawal, and Mofetoluwa Adeyemi. 2021. [Quality at a glance: An audit of web-crawled multilingual datasets](#). *arXiv preprint arXiv:2103.12028*.
- Mike Lewis, Yinhan Liu, Naman Goyal, Marjan Ghazvininejad, Abdelrahman Mohamed, Omer Levy, Veselin Stoyanov, and Luke Zettlemoyer. 2020. [BART: Denoising sequence-to-sequence pre-training for natural language generation, translation, and comprehension](#). In *Proceedings of the 58th Annual Meeting of the Association for Computational Linguistics*, pages 7871–7880, Online. Association for Computational Linguistics.
- Yinhan Liu, Jiatao Gu, Naman Goyal, Xian Li, Sergey Edunov, Marjan Ghazvininejad, Mike Lewis, and Luke Zettlemoyer. 2020. [Multilingual denoising pre-training for neural machine translation](#). *Transactions of the Association for Computational Linguistics*, 8:726–742.
- Yinhan Liu, Myle Ott, Naman Goyal, Jingfei Du, Mandar Joshi, Danqi Chen, Omer Levy, Mike Lewis, Luke Zettlemoyer, and Veselin Stoyanov. 2019. [Roberta: A robustly optimized BERT pretraining approach](#). *arXiv preprint arXiv:1907.11692*.
- Alex Boniface Makulilo. 2012. [Privacy and data protection in Africa: a state of the art](#). *International Data Privacy Law*, 2(3):163–178.

- Nina Markl. 2022. [Language variation and algorithmic bias: understanding algorithmic bias in British English automatic speech recognition](#). In *Proceedings of the 2022 5th ACM Conference on Fairness, Accountability, and Transparency (FAccT 2022)*, pages 521–534. ACM Association for Computing Machinery.
- Joshua L Martin and Kevin Tang. 2020. Understanding racial disparities in automatic speech recognition: The case of habitual "be". In *INTERSPEECH*, pages 626–630.
- Yaron Matras. 2009. *Contact languages*, Cambridge Textbooks in Linguistics, page 275–307. Cambridge University Press.
- Josh Meyer, Lindy Rauchenstein, Joshua D. Eisenberg, and Nicholas Howell. 2020. [Artie bias corpus: An open dataset for detecting demographic bias in speech applications](#). In *Proceedings of the Twelfth Language Resources and Evaluation Conference*, pages 6462–6468, Marseille, France. European Language Resources Association.
- Margaret Mitchell, Dylan Baker, Nyalleng Moorosi, Emily Denton, Ben Hutchinson, Alex Hanna, Timnit Gebru, and Jamie Morgenstern. 2020. [Diversity and inclusion metrics in subset selection](#). In *Proceedings of the AAAI/ACM Conference on AI, Ethics, and Society*, AIES '20, page 117–123, New York, NY, USA. Association for Computing Machinery.
- Shamsuddeen Hassan Muhammad, David Ifeoluwa Adelani, Sebastian Ruder, Ibrahim Said Ahmad, Idris Abdulmumin, Bello Shehu Bello, Monojit Choudhury, Chris Chinenye Emezue, Saheed Salahudeen Abdullahi, Anuoluwapo Aremu, Alipio Jorge, and Pavel Brazdil. 2022. [NaijaSenti: A Nigerian Twitter Sentiment Corpus for Multilingual Sentiment Analysis](#).
- Nico Nassenstein. 2019. [Kinyarwanda and Kirundi: On Colonial Divisions, Discourses of National Belonging, and Language Boundaries](#). *Modern Africa: Politics, History and Society*, 7(1):11–40.
- Rubungo Andre Niyongabo, Qu Hong, Julia Kreutzer, and Li Huang. 2020. [KINNEWS and KIRNEWS: Benchmarking cross-lingual text classification for Kinyarwanda and Kirundi](#). In *Proceedings of the 28th International Conference on Computational Linguistics*, pages 5507–5521, Barcelona, Spain (Online). International Committee on Computational Linguistics.
- Antoine Nzeyimana and Andre Niyongabo Rubungo. 2022. [KinyaBERT: a morphology-aware Kinyarwanda language model](#). In *Proceedings of the 60th Annual Meeting of the Association for Computational Linguistics (Volume 1: Long Papers)*, pages 5347–5363, Dublin, Ireland. Association for Computational Linguistics.
- Ziad Obermeyer, Brian Powers, Christine Vogeli, and Sendhil Mullainathan. 2019. Dissecting racial bias in an algorithm used to manage the health of populations. *Science (American Association for the Advancement of Science)*, 366(6464):447–453.
- Kelechi Ogueji, Yuxin Zhu, and Jimmy Lin. 2021. [Small data? no problem! exploring the viability of pretrained multilingual language models for low-resourced languages](#). In *Proceedings of the 1st Workshop on Multilingual Representation Learning*, pages 116–126, Punta Cana, Dominican Republic. Association for Computational Linguistics.
- Ikechukwu E Onyenwe, Mark Hepple, Uchechukwu Chinedu, and Ignatius Ezeani. 2018. [A basic language resource kit implementation for the IgboNLP project](#). *ACM Trans. Asian Low-Resour. Lang. Inf. Process.*, 17(2).
- Ikechukwu E. Onyenwe, Mark Hepple, Uchechukwu Chinedu, and Ignatius Ezeani. 2019. [Toward an effective Igbo part-of-speech tagger](#). *ACM Trans. Asian Low-Resour. Lang. Inf. Process.*, 18(4).
- Wuraola Fisayo Oyewusi, Olubayo Adekanmbi, and Olalekan Akinsande. 2020. [Semantic enrichment of Nigerian Pidgin English for contextual sentiment classification](#). *arXiv preprint arXiv:2003.12450*.
- Sinno Jialin Pan and Qiang Yang. 2010. [A survey on transfer learning](#). *IEEE Transactions on Knowledge and Data Engineering*, 22(10):1345–1359.
- Xiaoman Pan, Boliang Zhang, Jonathan May, Joel Nothman, Kevin Knight, and Heng Ji. 2017. [Cross-lingual name tagging and linking for 282 languages](#). In *Proceedings of the 55th Annual Meeting of the Association for Computational Linguistics (Volume 1: Long Papers)*, pages 1946–1958, Vancouver, Canada. Association for Computational Linguistics.
- Matthew E. Peters, Mark Neumann, Mohit Iyyer, Matt Gardner, Christopher Clark, Kenton Lee, and Luke Zettlemoyer. 2018. [Deep contextualized word representations](#). In *Proceedings of the 2018 Conference of the North American Chapter of the Association for Computational Linguistics: Human Language Technologies, Volume 1 (Long Papers)*, pages 2227–2237, New Orleans, Louisiana. Association for Computational Linguistics.
- Edoardo Maria Ponti, Goran Glavaš, Olga Majewska, Qianchu Liu, Ivan Vulić, and Anna Korhonen. 2020. [XCOPA: A multilingual dataset for causal common-sense reasoning](#). In *Proceedings of the 2020 Conference on Empirical Methods in Natural Language Processing (EMNLP)*, pages 2362–2376, Online. Association for Computational Linguistics.
- Victor Porkhomovsky. 2020. [269Afro-Asiatic Overview](#). In *The Oxford Handbook of African Languages*. Oxford University Press.
- Alec Radford, Karthik Narasimhan, Tim Salimans, and Ilya Sutskever. 2018. Improving language understanding by generative pre-training.

- Alec Radford, Jeffrey Wu, Rewon Child, David Luan, Dario Amodei, Ilya Sutskever, et al. 2019. Language models are unsupervised multitask learners. *OpenAI blog*, 1(8):9.
- Colin Raffel, Noam Shazeer, Adam Roberts, Katherine Lee, Sharan Narang, Michael Matena, Yanqi Zhou, Wei Li, and Peter J. Liu. 2020. [Exploring the limits of transfer learning with a unified text-to-text Transformer](#). *Journal of Machine Learning Research*, 21(140):1–67.
- Afshin Rahimi, Yuan Li, and Trevor Cohn. 2019. [Massively multilingual transfer for NER](#). In *Proceedings of the 57th Annual Meeting of the Association for Computational Linguistics*, pages 151–164, Florence, Italy. Association for Computational Linguistics.
- Zaline Makini Roy-Campbell. 2006. The state of African languages and the global language politics: Empowering African languages in the era of globalization. In *Selected proceedings of the 36th annual conference on African linguistics*, pages 1–13. Cascadia Proceedings Project Somerville, MA.
- Sebastian Ruder. 2022. The State of Multilingual AI. <http://ruder.io/state-of-multilingual-ai/>.
- Sebastian Ruder, Matthew E. Peters, Swabha Swayamdipta, and Thomas Wolf. 2019. [Transfer learning in natural language processing](#). In *Proceedings of the 2019 Conference of the North American Chapter of the Association for Computational Linguistics: Tutorials*, pages 15–18, Minneapolis, Minnesota. Association for Computational Linguistics.
- Tevan Le Scao, Angela Fan, Christopher Akiki, Elizabeth-Jane Pavlick, Suzana Ilić, Daniel Hesslow, Roman Castagné, Alexandra Sasha Luccioni, François Yvon, Matthias Galle, Jonathan Tow, Alexander M. Rush, Stella Rose Biderman, Albert Webson, Pawan Sasanka Ammanamanchi, Thomas Wang, Benoît Sagot, Niklas Muennighoff, Albert Villanova del Moral, Olatunji Ruwase, Rachel Bawden, Stas Bekman, Angelina McMillan-Major, Iz Beltagy, Huu Nguyen, Lucile Saulnier, Samson Tan, Pedro Ortiz Suarez, Victor Sanh, Hugo Laurencon, Yacine Jernite, Julien Launay, Margaret Mitchell, Colin Raffel, Aaron Gokaslan, Adi Simhi, Aitor Soroa Etxabe, Alham Fikri Aji, Amit Alfassy, Anna Rogers, Ariel Kreiberg Nitzav, Canwen Xu, Chenghao Mou, Chris C. Emezue, Christopher Klamm, Colin Leong, Daniel Alexander van Strien, David Ifeoluwa Adelani, Dragomir R. Radev, Eduardo G. Ponferrada, Efrat Levkovizh, Ethan Kim, Eyal Bar Natan, Francesco De Toni, Gérard Dupont, Germán Kruszewski, Giada Pistilli, Hady ElSahar, Hamza Benyamina, Hieu Tran, Ian Yu, Idris Abdulmumin, Isaac Johnson, Itziar Gonzalez-Dios, Javier de la Rosa, Jenny Chim, Jesse Dodge, Jian Zhu, Jonathan Chang, Jorg Froberg, Josephine L. Tobing, Joydeep Bhattacharjee, Khalid Almubarak, Kimbo Chen, Kyle Lo, Leandro von Werra, Leon Weber, Long Phan, Loubna Ben Allal, Ludovic Tanguy, Manan Dey, Manuel Romero Muñoz, Maraim Masoud, Mar’ia Grandury, Mario vSavsko, Max Huang, Maximin Coavoux, Mayank Singh, Mike Tian-Jian Jiang, Minh Chien Vu, Mohammad Ali Jauhar, Mustafa Ghaleb, Nishant Subramani, Nora Kassner, Nurulaqilla Khamis, Olivier Nguyen, Omar Espejel, Ona de Gibert, Paulo Villegas, Peter Henderson, Pierre Colombo, Priscilla Amuok, Quentin Lhoest, Rheza Harliman, Rishi Bommasani, Roberto L’opez, Rui Ribeiro, Salomey Osei, Sampo Pyysalo, Sebastian Nagel, Shamik Bose, Shamsuddeen Hassan Muhammad, Shanya Sharma, S. Longpre, Somaieh Nikpoor, Stanislav Silberberg, Suhas Pai, Sydney Zink, Tiago Timponi Torrent, Timo Schick, Tristan Thrush, Valentin Danchev, Vassilina Nikoulina, Veronika Laippala, Violette Lepercq, Vrinda Prabhu, Zaid Alyafeai, Zeerak Talat, Arun Raja, Benjamin Heinzerling, Chenglei Si, Elizabeth Salesky, Sabrina J. Mielke, Wilson Y. Lee, Abheesht Sharma, Andrea Santilli, Antoine Chaffin, Arnaud Stiegler, Debajyoti Datta, Eliza Szczechla, Gunjan Chhablani, Han Wang, Harshit Pandey, Hendrik Strobelt, Jason Alan Fries, Jos Rozen, Leo Gao, Lintang Sutawika, M Saiful Bari, Maged S. Al-shaibani, Matteo Manica, Nihal V. Nayak, Ryan Teehan, Samuel Albanie, Sheng Shen, Srulik Ben-David, Stephen H. Bach, Taewoon Kim, Tali Bers, Thibault Févry, Trishala Neeraj, Urmish Thakker, Vikas Raunak, Xiang Tang, Zheng Xin Yong, Zhiqing Sun, Shaked Brody, Y Uri, Hadar Tojarieh, Adam Roberts, Hyung Won Chung, Jaesung Tae, Jason Phang, Ofir Press, Conglong Li, Deepak Narayanan, Hatim Bourfoune, Jared Casper, Jeff Rasley, Max Ryabinin, Mayank Mishra, Minjia Zhang, Mohammad Shoeybi, Myriam Peyrounette, Nicolas Patry, Nouamane Tazi, Omar Sanseviero, Patrick von Platen, Pierre Cornette, Pierre Francois Lavall’ee, Rémi Lacroix, Samyam Rajbhandari, Sanchit Gandhi, Shaden Smith, Stéphane Requena, Suraj Patil, Tim Dettmers, Ahmed Baruwa, Amanpreet Singh, Anastasia Cheveleva, Anne-Laure Ligozat, Arjun Subramonian, Aur’elie N’ev’eol, Charles Lovering, Daniel H Garrette, Deepak R. Tunuguntla, Ehud Reiter, Ekaterina Taktasheva, Ekaterina Voloshina, Eli Bogdanov, Genta Indra Winata, Hailey Schoelkopf, Jan-Christoph Kalo, Jekaterina Novikova, Jessica Zosa Forde, Jordan Clive, Jungo Kasai, Ken Kawamura, Liam Hazan, Marine Carpuat, Miruna Clinciu, Najoung Kim, Newton Cheng, Oleg Serikov, Omer Antverg, Oskar van der Wal, Rui Zhang, Ruochen Zhang, Sebastian Gehrmann, S. Osher Pais, Tatiana Shavrina, Thomas Scialom, Tian Yun, Tomasz Limisiewicz, Verena Rieser, Vitaly Protasov, Vladislav Mikhailov, Yada Pruksachatkun, Yonatan Belinkov, Zachary Bamberger, Zdenek Kasner, Alice Rueda, Amanda Pestana, Amir Feizpour, Ammar Khan, Amy Faranak Ananda Santa Rosa Santos, Anthony Hevia, Antigona Unldreaj, Arash Aghagol, Arezoo Abdollahi, Aycha Tammour, Azadeh HajiHosseini, Bahareh Behroozi, Benjamin Olusola Ajibade, Bharat Kumar Saxena, Carlos Muñoz Ferrandis, Danish Contractor, David M. Lansky, Davis David, Douwe

- Kiela, Duong Anh Nguyen, Edward Tan, Emily Baylor, Ezinwanne Ozoani, Fatim T Mirza, Frankline Ononiwu, Habib Rezanejad, H.A. Jones, Indrani Bhattacharya, Irene Solaiman, Irina Sedenko, Isar Nadjadgholi, Jan Passmore, Joshua Seltzer, Julio Bonis Sanz, Karen Fort, Livia Macedo Dutra, Mairon Samagaio, Maraim Elbadri, Margot Mieskes, Marissa Gerchick, Martha Akinlolu, Michael McKenna, Mike Qiu, M. K. K. Ghauri, Mykola Burynok, Nafis Abrar, Nazneen Rajani, Nour Elkott, Nourhan Fahmy, Olanrewaju Modupe Samuel, Ran An, R. P. Kromann, Ryan Hao, Samira Alizadeh, Sarmad Shubber, Silas L. Wang, Sourav Roy, Sylvain Viguier, Thanh-Cong Le, Tobi Oyebade, Trieu Nguyen Hai Le, Yoyo Yang, Zachary Kyle Nguyen, Abhinav Ramesh Kashyap, Alfredo Palasciano, Alison Callahan, Anima Shukla, Antonio Miranda-Escalada, Ayush Kumar Singh, Benjamin Beilharz, Bo Wang, Caio Matheus Fonseca de Brito, Chenxi Zhou, Chirag Jain, Chuxin Xu, Clémentine Fourrier, Daniel Le'on Perin'an, Daniel Molano, Dian Yu, Enrique Manjavacas, Fabio Barth, Florian Fuhrmann, Gabriel Altay, Giyaseddin Bayrak, Gully A. Burns, Helena U. Vrabec, Iman I.B. Bello, Isha Dash, Ji Soo Kang, John Giorgi, Jonas Golde, Jose David Posada, Karthi Sivaraman, Lokesh Bulchandani, Lu Liu, Luisa Shinzato, Madeleine Hahn de Bykhovetz, Maiko Takeuchi, Marc Pàmies, María Andrea Castillo, Marianna Nezhurina, Mario Sanger, Matthias Samwald, Michael Cullan, Michael Weinberg, M Wolf, Mina Mihaljcic, Minna Liu, Moritz Freidank, Myung-sun Kang, Natasha Seelam, Nathan Dahlberg, Nicholas Michio Broad, Nikolaus Muellner, Pascale Fung, Patricia Haller, R. Chandrasekhar, R. Eisenberg, Robert Martin, Rodrigo L. Canalli, Rosaline Su, Ruisi Su, Samuel Cahyawijaya, Samuele Garda, Shlok S Deshmukh, Shubhanshu Mishra, Sid Kiblawi, Simon Ott, Sinee Sang-aaronsiri, Srishti Kumar, Stefan Schweter, Sushil Pratap Bharati, T. A. Laud, Th'eo Gigant, Tomoya Kainuma, Wojciech Kusa, Yanis Labrak, Yashasvi Bajaj, Y. Venkatraman, Yifan Xu, Ying Xu, Yun chao Xu, Zhee Xiao Tan, Zhongli Xie, Zifan Ye, Mathilde Bras, Younes Belkada, and Thomas Wolf. 2022. [Bloom: A 176b-parameter open-access multilingual language model](#). *ArXiv*, abs/2211.05100.
- Guillaume Segerer. 2008. [Closed adjective classes and primary adjectives in African Languages](#). Working paper or preprint.
- Iyanuoluwa Shode, David Ifeoluwa Adelani, and Anna Feldman. 2022. [YOSM: A new Yorùbá Sentiment Corpus for Movie Reviews](#). *AfricaNLP 2022 @ICLR*.
- Gabriele Sommer. 2020. [889 Pidgin and Creole Languages](#). In *The Oxford Handbook of African Languages*. Oxford University Press.
- Xinying Song, Alex Salcianu, Yang Song, Dave Dopson, and Denny Zhou. 2021. [Fast WordPiece tokenization](#). In *Proceedings of the 2021 Conference on Empirical Methods in Natural Language Processing*, pages 2089–2103, Online and Punta Cana, Dominican Republic. Association for Computational Linguistics.
- Ewan Sutherland. 2018. [Digital privacy in Africa : cybersecurity, data protection & surveillance](#). *Data Protection & Surveillance (June 22, 2018)*.
- Rachael Tatman. 2017. [Gender and dialect bias in YouTube's automatic captions](#). In *Proceedings of the First ACL Workshop on Ethics in Natural Language Processing*, pages 53–59, Valencia, Spain. Association for Computational Linguistics.
- Rachael Tatman and Conner Kasten. 2017. [Effects of Talker Dialect, Gender & Race on Accuracy of Bing Speech and YouTube Automatic Captions](#). In *Proc. Interspeech 2017*, pages 934–938.
- S. Thara and Prabakaran Poornachandran. 2021. [Transformer based language identification for Malayalam-English code-mixed text](#). *IEEE Access*, 9:118837–118850.
- Andros Tjandra, Diptanu Gon Choudhury, Frank Zhang, Kritika Singh, Alexis Conneau, Alexei Baevski, Asaf Sela, Yatharth Saraf, and Michael Auli. 2021. [Improved language identification through cross-lingual self-supervised learning](#).
- UNESCO 66260. 2022. [State of the art - indigenous languages in research webinar: concept note and agenda, 20 may 2022](#).
- Asahi Ushio and Jose Camacho-Collados. 2021. [T-NER: An all-round python library for Transformer-based named entity recognition](#). In *Proceedings of the 16th Conference of the European Chapter of the Association for Computational Linguistics: System Demonstrations*, pages 53–62, Online. Association for Computational Linguistics.
- Rainer Vossen. 2020. [9091 African Language Types](#). In *The Oxford Handbook of African Languages*. Oxford University Press.
- Alicia Beckford Wassink, Cady Gansen, and Isabel Bartholomew. 2022. [Uneven success: automatic speech recognition and ethnicity-related dialects](#). *Speech Communication*, 140:50–70.
- K. Williamson. 2006. [Benue–Congo languages*](#). In Keith Brown, editor, *Encyclopedia of Language & Linguistics (Second Edition)*, second edition edition, pages 734–735. Elsevier, Oxford.
- Linting Xue, Noah Constant, Adam Roberts, Mihir Kale, Rami Al-Rfou, Aditya Siddhant, Aditya Barua, and Colin Raffel. 2021. [mT5: A massively multilingual pre-trained text-to-text Transformer](#). In *Proceedings of the 2021 Conference of the North American Chapter of the Association for Computational Linguistics: Human Language Technologies*, pages 483–498, Online. Association for Computational Linguistics.

Seid Muhie Yimam, Hizkiel Mitiku Alemayehu, Abinew Ayele, and Chris Biemann. 2020. [Exploring Amharic sentiment analysis from social media texts: Building annotation tools and classification models](#). In *Proceedings of the 28th International Conference on Computational Linguistics*, pages 1048–1060, Barcelona, Spain (Online). International Committee on Computational Linguistics.

Susan Zhang, Stephen Roller, Naman Goyal, Mikel Artetxe, Moya Chen, Shuohui Chen, Christopher Dewan, Mona Diab, Xian Li, Xi Victoria Lin, Todor Mihaylov, Myle Ott, Sam Shleifer, Kurt Shuster, Daniel Simig, Punit Singh Koura, Anjali Sridhar, Tianlu Wang, and Luke Zettlemoyer. 2022. [Opt: Open pre-trained Transformer language models](#).

Appendices

We provide an overview of the Appendix.

Introduction

- We share a large map of Africa showing the 517 Languages covered in our pretraining data in Figure A.1.
- We also share the scripts represented in our pretraining data in Table A.1.

Literature Review

- We provide a more extensive literature review in B. We discuss Afrocentric NLP, multilingualism in NLP, diversity and inclusion in NLP and multilingual language models.

Pretraining Data We discuss the pretraining data in more detail in Section C.

Typology Information for AfroNLU In Section D we discuss 6 families that cover the languages in 18 datasets in AfroNLU. For each family, we provide visualizations that cover any number of languages in the 18 datasets. We provide visualizations for:

- Afro-Asiatic in Figure D.1,
- Austronesian in Figure D.2,
- Creole in Figure D.3,
- Indo-European in Figure D.4,
- Niger-Congo in Figure D.5, and
- Nilo-Saharan in Figure D.6.

Evaluation We provide more information about the evaluations. We do the following:

- We show SERENGETI’s performance on the Dev. set in Table E.1.
- We show SERENGETI’s performance on each language in our multilingual datasets in Table E.4.
- We perform error analysis and show examples of errors in Table E.2. We also show confusion matrices for the news classification, sentiment analysis, and topic classification clusters in in Figure E.1, Figure E.2, and Figure E.3.

- We discuss the implications of imbalanced distribution and show confusion matrices for the news classification, sentiment analysis, and topic classification clusters in Figure E.4, Figure E.5, and Figure E.6.

- We show results from comparing SERENGETI with AfroLID and Franc on AfroLID test set in Table 7.

- Information about the languages in our pretraining data is provided in Table F.1, Table F.2 and Table F.3.

- We share statistics of the top ten languages with the largest data in SERENGETI and the ten languages with the least dataset in Table F.4.

Genealogy /Language Contact Analysis We further analyze our claim on the interaction of similar languages and zero-shot settings in Section F.

- We create a Figure highlighting the languages or perform analysis on in Figure E.7.
- We show the Jaccard similarity scores in Table 8.
- Next we show the results of each language in zero-shot settings and results for finetuning on BERT in Table 9.

A Introduction

Script	Languages
Ethiopic	Amharic, Basketo, Maale, *Oromo, Sebat Bet Gurage Tigrinya, Xamtanga
Arabic	Fulfude Adamawa, Fulfude Caka Tarifit
Vai	Vai
Coptic	Coptic

Table A.1: Scripts represented in SERENGETI.

B Literature Review

Representation learning is an integral part of modern NLP systems. It has significantly improved the state of the art in natural language understanding (NLU) and natural language generation (NLG). We now discuss Afrocentric NLP, Multilingualism in NLP, Diversity and Inclusion in NLP, MLMs, and LMs for African languages.

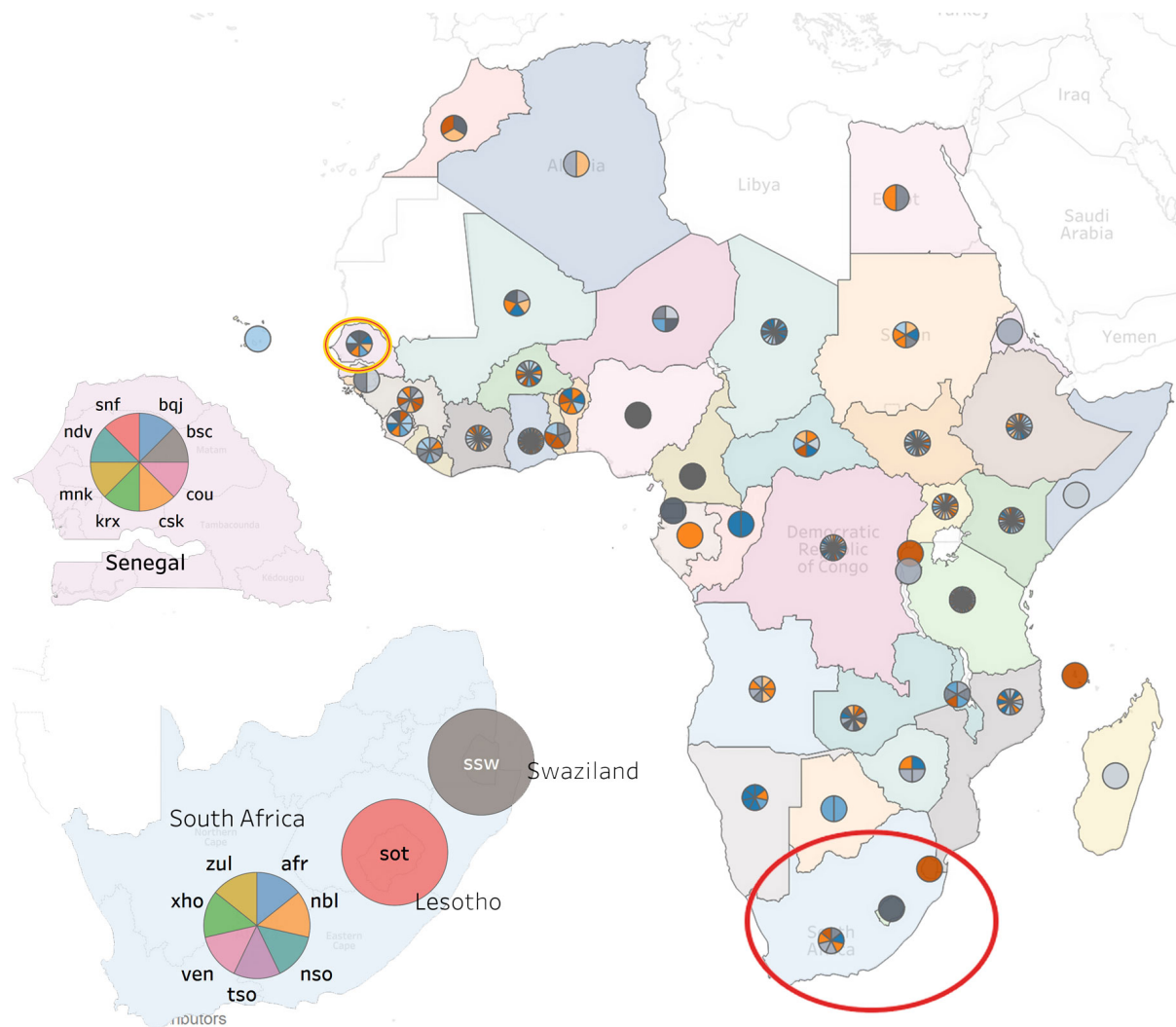


Figure A.1: All 517 languages in our dataset across the 50 African countries our data comes from. The language varieties are represented as colored pie shapes within each country. We zero in on South Africa, Lesotho, Swaziland, and Senegal to show detail.

B.1 Afrocentric NLP

More than 2,000 Indigenous languages are spoken in Africa, which is about a third of all languages spoken in the world (Eberhard et al., 2021). Unfortunately, the majority of these languages have not received any NLP attention to date. Rather, most NLP research has focused on higher resource languages. Most of these resourceful languages are typologically very different from Indigenous African languages. Methods used to develop technologies for these languages remain *Western-centric*, and may not be directly extensible to Indigenous African languages (Adebara and Abdul-Mageed, 2022). Existing NLP technologies also mostly function within the contexts of values and beliefs that reflect western societies and pose unique challenges if the technologies are applied within African com-

munities. Afrocentric NLP adopts a holistic approach to NLP throughout the life cycle of NLP policy making to model development and deployment. It discourages the current language data gas flaring policies that have led to the low resource status of many Indigenous African languages. Afrocentric NLP entails an understanding of the need for multi-dimensional policies that influence the language policy in education, media, government, and other domains to create ever-increasing, multi-domain, big data sources for NLP. During the archival and collection of language data, Afrocentric NLP necessitates respect of user consent, data sovereignty, wishes of local communities, and privacy (Sutherland, 2018; Daigle, 2021; Makulilo, 2012). For model development, approaches tailored to the unique typological features of African languages

are of utmost priority. This also means development of models that understand simple to complex tones—a common feature in about 80% of African languages—serial verb constructions, and many other features (Hyman, 2003; Creissels et al., 2008). Afrocentric NLP also prioritizes deploying models in formats that people without programming experience can easily use. Furthermore, from an Afrocentric approach, development of certain NLP applications such as language models, language identification tools, spelling checkers, language specific keyboards, and machine translation systems is crucial to advance NLP for African languages.

B.2 Multilingualism in NLP

Multilingualism, the ability to handle multiple languages within a single system or model, is becoming increasingly important as the amount of text and speech data in many languages increase. NLP systems capable of handling multiple languages can provide greater access to information and communication for people who speak languages other than those most commonly used or supported by NLP.

Multilingualism in NLP (Ruder, 2022) is mainly achieved through building (1) a single model trained on several languages (Devlin et al., 2019; Conneau et al., 2020) and (2) transfer learning (Raffel et al., 2020; He et al., 2022; Ruder et al., 2019). In the former, large transformer models have achieved state-of-the-art on many tasks while the latter has enabled the use of low-resource languages through finetuned on various NLP tasks. Due to lack of adequate (or good quality) pretraining data (Kreutzer et al., 2021), transfer learning is often the most accessible method for a few low resource languages. Unfortunately, about 94% of the world’s languages are either *left-behinds*, in that it is probably impossible to build NLP resources for them, or *scraping-bys* with no labelled datasets (Joshi et al., 2020). For the left-behinds, labelled and unlabelled data is unavailable and even transfer learning approaches are beyond reach. So far, to the best of our knowledge, the largest multilingual model for African languages is pretrained on only 28 African languages (Dossou et al., 2022).

Most multilingual models are often trained with no more than 100 languages because increasing the number of language would mean decreasing its capacity to learn representations of each language (Conneau et al., 2020). Nevertheless, in-

creasing model size was shown to ameliorate this problem (Goyal et al., 2021). In some cases, these benchmarks are translations from English (Artetxe et al., 2020; Nzeyimana and Niyongabo Rubungo, 2022; Ponti et al., 2020) and may not necessarily be a good evaluation for the languages. This is because translating from a source language may mask concept gaps and differences in linguistic constituents (Segeer, 2008) in the target language. That is, translations are at best approximations of the target language (Adebara and Abdul-Mageed, 2022; Joshi et al., 2020). For example, when translating into English (which marks (in)definiteness morphologically) from Yorùbá (which uses bare nouns but marks these features contextually), ambiguities arise (Adebara et al., 2022a).

For evaluation of multilingual models, several benchmarks have been created (Artetxe et al., 2020) with most of these supporting English and other high-resource languages. More recently, a few evaluation sets were introduced for African languages (Ifeoluwa Adelani et al., 2021; Shode et al., 2022; Niyongabo et al., 2020). We include these evaluation sets in our benchmark, which we henceforth refer to as AfroNLU.

When evaluating multilingual models, reporting model performance for each language in the benchmark is preferred because reporting the results as a single value on all languages may mask the model’s performance on individual languages (Ruder, 2022). Large pre-training data, finetuning data, and evaluation benchmarks remain open challenging questions for achieving progress in multilingual NLP. For SERENGETI, we report results for each language in each benchmark across the 9 tasks we evaluate on.

B.3 Diversity and Inclusion in NLP

Diversity relates to the level of variety within a system. It is the measure of distinctiveness between the various individuals within a group. Inclusion on the other hand relates to the level of representation or alignment of an individual within a group and the ability for that individual to function to its fullest ability (Fosch-Villaronga and Poulsen, 2022; Mitchell et al., 2020). Diversity and inclusion in NLP has gained increasing attention in recent years. In general, there is an acknowledgement that over-representation (and under-representation) of certain groups in the data used to train models (Mitchell et al., 2020) can be amplified by resulting technologies. This raises concerns about the technology and

how it is that it can further existing biases and societal inequalities. But these biases can be exhibited in various ways beyond training data, including the algorithms implemented, the diversity of researchers and engineers developing the models, and the societal and cultural context in which they are used.

Although this is starting to change, often times most of the data exploited in NLP models come from closely related Western languages. Most of these languages are Indo-European (Aji et al., 2022; Joshi et al., 2020), and many of them share close geographic proximity and typology. In addition, the people who speak these languages have similar cultures. The implication is that several linguistic phenomena and typologies are under-represented in NLP data while those prevalent in Indo-European languages are over-represented (Chakravarthi and Muralidaran, 2021). About 88.38% of the 2,679 languages whose typology is described in WALS (Dryer, 2013) have not been used in NLP (Joshi et al., 2020). Many ideas and topics, alien to Western cultures have also never been seen (Adebara and Abdul-Mageed, 2022; Bender, 2011) in NLP data. African languages—and indeed many low resource languages—have rich linguistic typology, probably not seen in any other language in the world (Bender, 2011). An obvious problem with the current lack of diversity in NLP data is that the methods and models developed have overfit to these Indo-European typologies and cannot generalize to other typologies. Similarly, machine translation systems have been found to exhibit gender, racial (Bolukbasi et al., 2016; Caliskan et al., 2017; Chakravarthi and Muralidaran, 2021) and stylistic biases (Hovy et al., 2020) in their outputs perpetuated through the data used for training.

A number of studies have also found that algorithms could exhibit biases (Hooker, 2021; Buolamwini and Gebru, 2018; Dwork et al., 2011). For example, a recent study that investigated performance of Amazon Transcribe and Google Speech-To-Text on British English reported notably higher error rates for second language speakers of different varieties of British English (Markl, 2022). In another study, an evaluation of automatic speech recognition systems show substantial performance differences between 'standard' US English and African American English (AAE) varieties (Koenecke et al., 2020). In this study, commercial ASR systems developed by Amazon, Apple,

Google, IBM, and Microsoft were evaluated and higher rates of errors were recorded for speakers of AAE than speakers of standard US varieties. Similar studies have also recorded higher errors in non-white users of English (Wassink et al., 2022; Martin and Tang, 2020). Other studies also reported differences in the performance of Youtube's automatic caption in different settings. One study reported higher accuracy in the transcriptions of US English compared with Indian English (Meyer et al., 2020). Another reported lower accuracy scores for women and speakers of Scottish English (Tatman, 2017) and non-white speakers of English (Tatman and Kasten, 2017).

Apart from data and algorithmic biases, the diversity crises in AI research is also argued to perpetuate historical biases (Freire et al., 2021). A more inclusive and diverse workforce could promote the exploration of questions and solutions beyond currently investigated research questions (Fosch-Villaronga and Poulsen, 2022). Several initiatives have been adopted to increase diversity in AI, including providing travel grants to marginalized communities to attend conferences, creating mentoring opportunities, special workshops, and community diversity chairs. A number of organizations have also been developed to promote diversity and inclusion in AI and NLP, such as Masakhane, Black in AI, LatinX in AI.

The impact of using biased systems in decision making have been extensively studied. Algorithmic decision-making using biased systems have been shown to have significant discriminatory effects in health (Obermeyer et al., 2019; Eubanks, 2018), employment (Barocas and Selbst, 2016), housing (Buolamwini and Gebru, 2018; Barocas and Selbst, 2016), government benefit allocation (Eubanks, 2018), policing (Buolamwini and Gebru, 2018; Barocas and Selbst, 2016; Angwin et al., 2018), and freedom (Angwin et al., 2018). Lack of diversity also has implication on access to technology. Currently, due to the use of a few high resource languages in NLP, there is limited global access to important applications such as machine translation, speech processing, information retrieval, and sentiment analysis. These technologies play an important role in ensuring a language thrives and offer major contributions to ongoing communication, literacy, education, and translation efforts in communities worldwide. These languages which have barely been used for NLP,

usually referred to as low-resource languages, represent more than 90% of the world’s 7,000 languages (Joshi et al., 2020). The current focus of NLP on resource-rich languages does also have aggravating effects on the language endangerment problem which has been of serious concern for linguistics and language policy around the world. An alarming 50 – 90% of languages have been envisaged to go extinct by the end of the century due to the domination by some of these resource-rich languages (Besacier et al., 2014).

Overall, diversity and inclusion in NLP remain active areas of research and comprise pressing issues of international significance. SERENGETI contributes to diversity and inclusion in NLP as follows: (1) We develop SERENGETI, a suite of massively, multilingual language models that support 517 African languages and language varieties. To the best of our knowledge, more than 400 of these languages have never been represented in any language model to date. (2) The languages we support belong to 14 language families. (3) We provide a massive benchmark covering 28 languages across eight different tasks.

B.4 Multilingual Language Models

MLMs have proven effective for cross-lingual NLU and NLG, often outperforming monolingual language models (Conneau et al., 2020). Different objectives have been adopted for training (Dodapaneni et al., 2021), using Transformer architectures. These LMs use one of the three different variants of Transformer architectures—encoder-decoder, encoder-only and decoder-only (Cai et al., 2022).

In the encoder-decoder models, input is encoded by the encoder side and the decoder conducts the operation to predict the sequence one token at a time or just reconstruct it by denoising. MBART (Liu et al., 2020), AfriTeva (Jude Ogundepo et al., 2022), M2M100 (Fan et al., 2020), and MT5 (Xue et al., 2021) are representatives for this architecture. Encoder-only models use only the encoder part of the transformer architecture, while decoder-only models use its decoder only. Some examples of encoder-only models are BERT (Devlin et al., 2019), XLMR (Conneau et al., 2020), and Electra (Chi et al., 2021), while BLOOM (Scao et al., 2022), GPT (Radford et al., 2018, 2019; Brown et al., 2020b), OPT (Zhang et al., 2022) are examples of decoder-only models. Most LMs developed for African languages use an encoder-only architecture, except AfriTEVA and AfroT5 which

use encoder-decoder architectures.

These models are further finetuned on specific tasks. Finetuning has demonstrated its effectiveness on various NLU and NLG downstream tasks including part of speech tagging (Conneau et al., 2020), named entity recognition (Ushio and Camacho-Collados, 2021; Conneau et al., 2020), and question answering (Conneau et al., 2020). Finetuning follows a transfer learning approach which attempts to transfer knowledge from other sources to benefit a current task. This is based on the premise that previous knowledge may improve solutions for a current task (Pan and Yang, 2010; Raffel et al., 2020; He et al., 2022; Ruder et al., 2019). Transfer learning allows the domains, tasks, and distributions used in training and testing to be different thereby enabling a new task to leverage previously acquired domain knowledge. Potential benefits include faster learning, better generalization, and a more robust system. In the real world, we find many examples of transfer learning where humans transfer previous knowledge while learning or performing a task. For instance, knowing how to play the piano may facilitate learning to play the guitar and knowing how to ride a bicycle may facilitate learning to ride a motorbike. Finetuning is thus done by reusing the LM’s parameters as a starting point, while adding one task-specific layer trained from scratch. Finetuning can be done on an individual or joint basis (Kitaev et al., 2019). In the former, a model is finetuned on single language for a specific downstream task. In the later, training data from a combination of multiple languages can be jointly finetuned in a single model.

C Pretraining Data

We provide details of our pretraining data below:

Religious Domain. Our religious data is taken from online Bibles, Qurans, and data crawled from the Jehovah’s witness website. We also include religious texts from the book of Mormon.

News Domain. We collect data from online newspapers (Adebara and Abdul-Mageed, 2022) and news sites such as Voice of America, Voice of Nigeria, BBC, Global voices, and DW news sites. We collect local newspapers from 27 languages from across Africa.

Government Documents. We collect government documents South African Centre for Digital Language Resources (SADiLaR), and the Universal Declaration of human rights (UDHR) in multiple languages.

Health Documents. We collect multiple health documents from the Department of Health, State Government of Victoria, Australia. We collect documents in Amharic, Dinka, Harari, Oromo, Somali, Swahili, and Tigrinya.

Existing Corpora. We collect corpora available on the web for different African languages, including from [Project Gutenberg](#) for Afrikaans, [South African News data](#) for Sepedi and Setswana, [OSCAR \(Abadji et al., 2021\)](#) for Afrikaans, Amharic, Somali, Swahili, Oromo, Malagasy, and Yoruba. We also used [Tatoeba](#) for Afrikaans, Amharic, Bemba, Igbo, Kanuri, Kongo, Luganda, Malagasy, Sepedi, Ndebele, Kinyarwanda, Somali, Swahili, Tsonga, Xhosa, Yoruba, and Zulu; [Swahili Language Modelling Data](#) for Swahili; [Ijdtuse corpus](#) for Hausa; [Data4Good corpora](#) for Luganda, CC-100 for Amharic, Fulah, Igbo, Yoruba, Hausa, Tswana, Lingala, Luganada, Afrikaans, Somali, Swahili, Swati, North Sotho, Oromo, Wolof, Xhosa, and Zulu; [Afribertha-Corpus](#) for Afaan / Oromo, Amharic, Gahuza, Hausa, Igbo, Pidgin, Somali, Swahili, Tigrinya and Yoruba; [mC4](#) for Afrikaans, Amharic, Hausa, Igbo, Malagasy, Chichewa, Shona, Somali, Sepedi, Swahili, Xhosa, Yoruba and Zulu.

D Typology Information for AfroNLU

SERENGETI consists of languages from 14 families including: Afro-Asiatic, Austronesian, Creole-English, Creole-French, Creole-Kongo, Creole-Ngbandi, Creole-Portuguese, khoe-kwadi-Hainum, khoe-kwadi-Nama khoe-kwadi-Southwest, Indo-European, Niger-Congo, and Nilo-Saharan. We discuss the classes from AfroNLU which includes Afro-Asiatic, Austronesian, Creole-English, Niger-Congo, and Nilo-Saharan.

D.1 Afro-Asiatic

Afro-Asiatic (*aka* Hamito-Semitic) is one of the language families of Africa. It consists of five or six branches: Berber, Chadic, Cushitic, Egyptian, Omotic (or a single Cush-Omotic), and Semitic ([Porkhomovsky, 2020](#); [Comrie, 2017](#)). Many Afro-Asiatic languages are spoken in Central, East, North, and West Africa. They are also spoken in the Middle East and in scattered communities in Europe, the United States, and the Caucasus ([Frajzyngier, 2018](#)). In [Figure D.1](#), we show relationship between the Afro-asiatic languages in AfroNLU.

D.2 Austronesian

Austronesian languages are found along Mainland Southeast Asia, through Indonesia, Western New Guinea, and the Madagascar area in Africa ([Eberhard et al., 2021](#)). Many of them have been shown to exhibit an isolating word structure. This means that the words in these languages are of minimal morphological complexity ([Gil and Schapper, 2020](#)). In [Figure D.2](#), we show the geneology for Malagasy, the only Austronesian language in our benchmark.

D.3 Creole

A creole language is one spoken initially only in situations of contact between speakers of two or more mutually unintelligible languages, and not as a language within an ethnic group ([Sommer, 2020](#)). Historically, creoles have evolved along trade routes or in colonized communities particularly when several groups of people without a common lingua franca are forced to communicate in the presence of a dominant language. Creole languages therefore often include lexical items and grammatical features from multiple contact languages. Usually, one dominant language that is also referred to as the *lexifier* language contributes a majority of the vocabulary. Creole languages are classified based on their geographical location and are further grouped according to their main lexifier languages, their presumed origins, and the major languages with which they are in contact (i.e., *contact* languages). [Figure D.3](#) shows the geneology for Nigerian Pidgin, the only Creole in our pretraining collection.

D.4 Indo-European

Afrikaans is the only "Indigenous" Indo-European language spoken in Africa. Although it may also be viewed as not being truly Indigenous to Africa ([Kirsten, 2018](#)). Indo-European languages were originally domiciled in Europe, Iran, Turkey, Western Asia and India ([Clackson, 2007](#); [Eberhard et al., 2021](#); [Comrie, 2017](#); [Kirsten, 2018](#)). However, due to migration, Indo-European languages are spoken around the world. In 2003, over 2.5 billion people spoke an Indo-European language ([Clackson, 2007](#)). In [Figure D.4](#), we show the geneology for Afrikaans.

D.5 Niger-Congo

Niger-Congo, also referred to as Niger-Kordofanian, is the largest language family

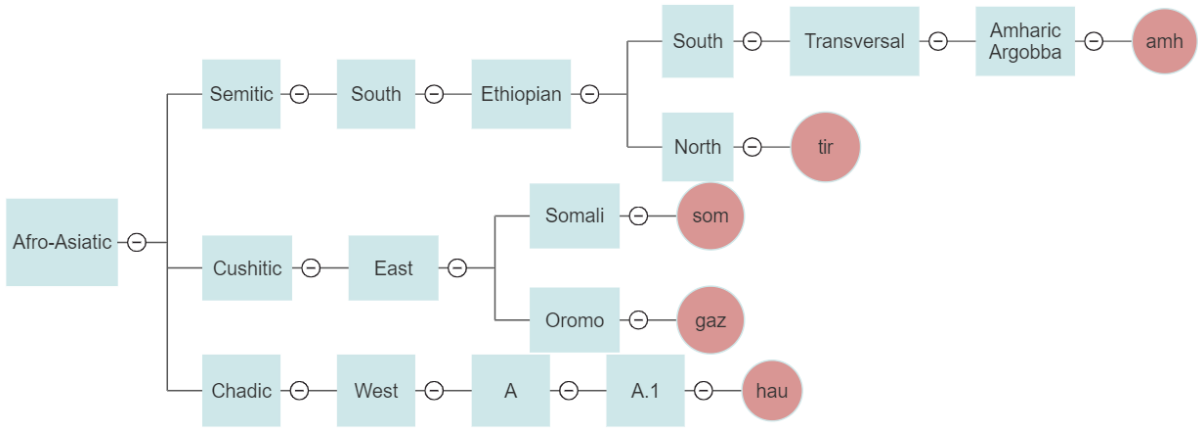


Figure D.1: Afro-Asiatic languages in SERENGETI pretraining data. Amharic (amh), Hausa (hau), Oromo (gaz), Somali (som) and Tigrinya (tir) are presented in red circles.

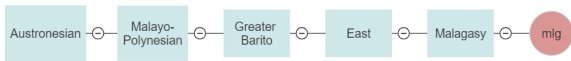


Figure D.2: Austroneasean language family consisting of Malagasy (mlg).



Figure D.3: SERENGETI pretraining data has one creole language, Nigerian Pidgin, indicated with ISO-639-3 code pcm.

in Africa (Good, 2020; Comrie, 2017). It consists of the highest number of languages and speakers in Africa. Niger-Congo languages spread across sub-Saharan Africa, with Benue-Congo, including Bantu languages dominating the southern part of the continent. Figure D.5 shows the Niger-congo languages in our collection. Although we use similar colours for languages which are sisters of the same parent, only some of those languages are mutually intelligible. That is speakers of each individual language understand each other’s language without learning it. Specifically, Kinyawanda (kin) and Kirundi (run) are mutually intelligible (Nassenstein, 2019). Ndebele, Siswati, Xhosa, and Zulu also share various levels of intelligibility mutually intelligible (Arndt, 2015; Roy-Campbell, 2006). Sepedi, Sotho, and Tswana also share some levels of mutual intelligibility (Roy-Campbell, 2006).

D.6 Nilo-Saharan

Nilo-Saharan is subdivided into four branches that include North Eastern, Central Sudanic and two disputed branches—Songhay and Koman (Dimmendaal



Figure D.4: Indo-European language family consisting of Afrikaans (afr).

et al., 2019; Dimmendaal, 2020; Comrie, 2017). These branches are further divided into other sub-groups, languages, and dialects. Nilo-Saharan languages are spoken predominantly by eastern and central African pastoralists, and includes in its main Chari-Nile branch the Central Sudanic and Eastern Sudanic (also called Nilotic) languages. Figure D.6 shows the Nilo-saharan languages in our pretraining data.

E Evaluation

E.1 Performance Analysis

In this section, we provide more information about our evaluation procedure and results using visualizations and tables. Figure E.1 shows the confusion matrix for the news classification cluster. Figure E.2 shows the performance of SERENGETI on the sentiment analysis cluster. Each confusion matrix represents each dataset in the sentiment analysis cluster. In Figure E.3, we show SERENGETI performance on each category in the topic classification datasets.

E.2 Error Analysis

In the sentiment analysis cluster, best performance is recorded for positive categories while negative categories have the worst performance. A fine-grained analysis of the Yoruba sentiment dataset found that SERENGETI failed to correctly categor-

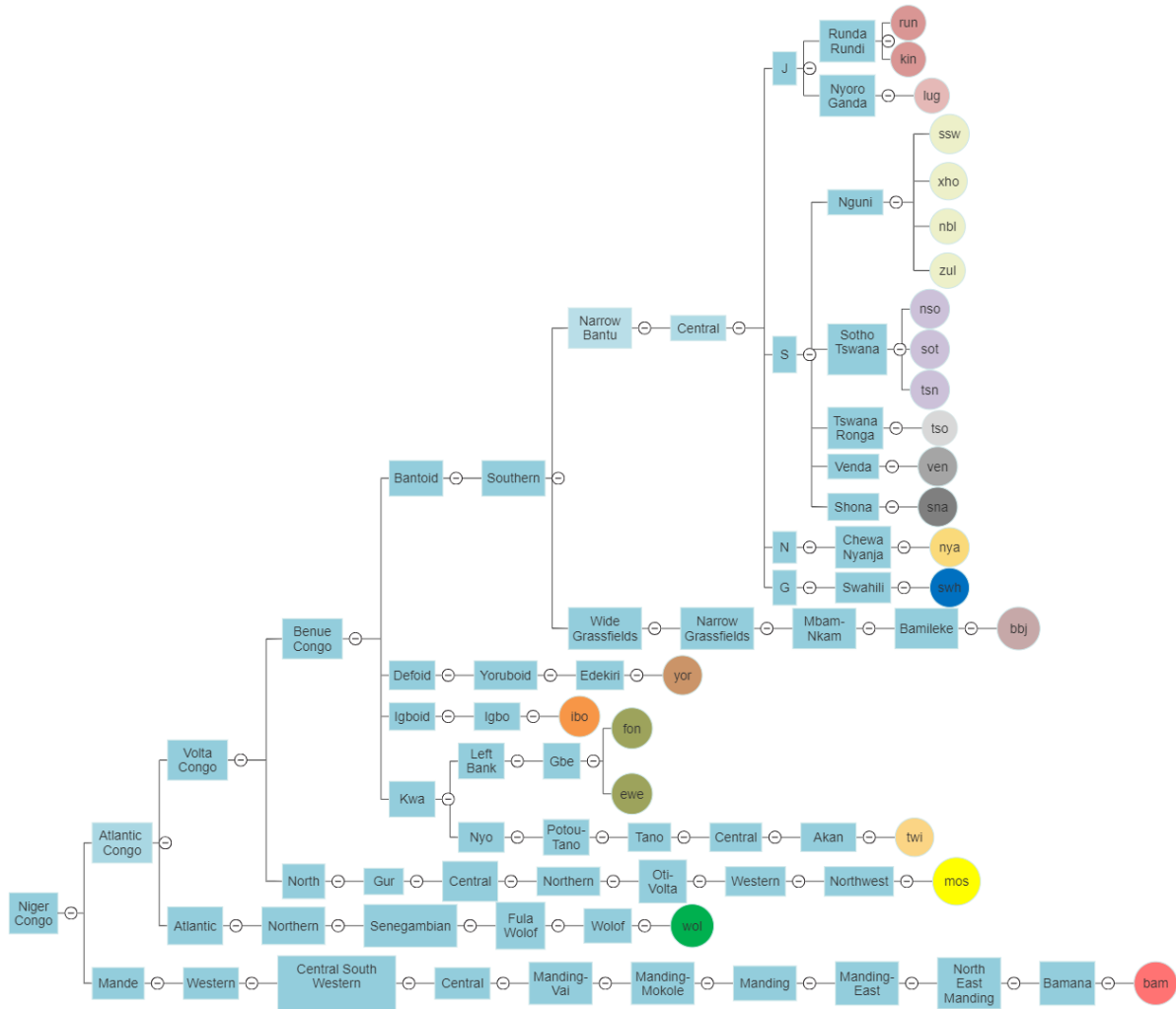


Figure D.5: Niger Congo Languages in AfroNLU benchmark. Languages which are siblings of the same parent are presented in similar colours.

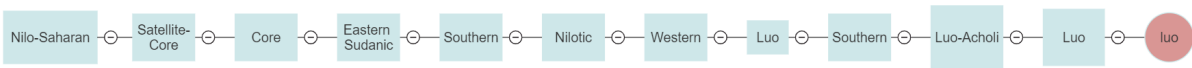


Figure D.6: Nilo-Saharan language family with Luo (luo)

ize sentiment if the polarity item(s) were not seen in training, can be associated with both positive and negative sentiments, the polarity item(s) is a negation, or if ambivalent markers are present in the sentence. We provide a table showing examples of each type of error we found in Table E.2 in the Appendix. For the news classification task, politics and tourism are the best performing classes while education and relationships have the worst performance on kirnews and kinnews respectively. It is important to mention that the worst performing categories do not have the smallest data sizes. For

the topic classification, the best performance is on the world class for Hausa topic modelling while entertainment and sport have best performance for Yoruba. The worst performance is on Nigeria and health for Hausa and Yoruba topic datasets respectively.

E.3 Imbalanced Distribution

We find imbalances in the class distributions for all datasets except YOSM. We find a positive correlation between the size of each category in a dataset and the model accuracy. The larger the number of examples in a specific class, the better the accuracy,

Cluster	Task	SOTA	XLMR	mBERT	Afro-XLMR	AfriBERTa	Serengeti-E110	Serengeti-E250	Serengeti
NER	masakaner-v1	84.8 \pm 0.3	85.59 \pm 0.20	82.82 \pm 0.10	87.79 \pm 0.33	85.19 \pm 0.08	86.11 \pm 0.27	86.42 \pm 0.26	88.82 \pm 0.18
	masakaner-v2	85.7 \pm 0.1*	87.00 \pm 0.12	85.07 \pm 0.83	87.46 \pm 0.06	86.19 \pm 0.11	86.51 \pm 0.22	86.81 \pm 0.24	88.98 \pm 0.20
	masakaner-east	—	83.52 \pm 1.03	82.85 \pm 0.42	87.28 \pm 0.68	83.33 \pm 0.56	85.64 \pm 0.50	87.12 \pm 0.62	88.09 \pm 0.57
	masakaner-eastwest	—	87.70 \pm 0.30	87.29 \pm 0.33	89.34 \pm 0.07	87.77 \pm 0.34	88.14 \pm 0.26	88.96 \pm 0.15	90.38 \pm 0.17
	masakaner-west	—	89.77 \pm 0.53	90.28 \pm 0.46	89.97 \pm 0.23	89.36 \pm 0.46	88.24 \pm 0.52	89.44 \pm 0.56	91.58 \pm 0.08
	nchlt-ner	—	72.19 \pm 0.13	71.44 \pm 0.07	73.22 \pm 0.2	69.25 \pm 0.25	65.67 \pm 0.07	65.86 \pm 0.16	73.81 \pm 0.18
	yoruba-twi-ner	—	57.40 \pm 2.51	75.35 \pm 0.78	68.02 \pm 2.01	82.40 \pm 0.04	65.6 \pm 2.87	62.45 \pm 1.04	79.68 \pm 1.42
	wikiann	—	84.82 \pm 0.24	84.68 \pm 0.85	87.00 \pm 1.12	84.58 \pm 0.46	84.21 \pm 0.12	85.64 \pm 0.36	86.91 \pm 0.31
Phrase Chunking	phrase-chunk	—	90.41 \pm 0.10	89.62 \pm 0.24	91.54 \pm 0.24	89.47 \pm 0.22	91.99 \pm 0.02	91.70 \pm 0.27	92.01 \pm 0.18
POS	igbo-pos	—	85.40 \pm 0.04	85.31 \pm 0.16	85.23 \pm 0.26	85.35 \pm 0.07	85.39 \pm 0.14	85.54 \pm 0.12	85.36 \pm 0.18
News	amharic-news	—	85.83 \pm 0.56	60.83 \pm 0.91	85.97 \pm 0.34	87.03 \pm 0.35	86.37 \pm 0.42	86.13 \pm 0.20	86.84 \pm 0.32
	kinnews	—	76.5 \pm 0.91	77.98 \pm 0.41	79.15 \pm 0.57	78.21 \pm 0.41	80.09 \pm 0.68	79.54 \pm 1.00	79.32 \pm 1.49
	kinnews	—	53.77 \pm 2.54	66.87 \pm 1.48	86.77 \pm 1.49	86.72 \pm 0.21	73.63 \pm 6.66	83.18 \pm 1.3	85.39 \pm 2.73
	swahili-news-v0.2	—	88.43 \pm 0.31	85.28 \pm 0.21	88.89 \pm 0.58	88.76 \pm 0.82	88.09 \pm 1.02	86.97 \pm 1.31	89.29 \pm 0.74
Sentiment Analysis	bambara-v2	—	46.22 \pm 1.94	65.00 \pm 2.00	62.81 \pm 1.35	60.19 \pm 1.61	60.50 \pm 0.94	63.90 \pm 3.5	63.17 \pm 0.51
	pidgin-tweet	—	69.99 \pm 0.41	69.00 \pm 0.44	71.41 \pm 0.16	69.47 \pm 0.84	69.98 \pm 0.35	69.64 \pm 0.23	68.27 \pm 1.11
	yosm	—	81.18 \pm 1.63	83.99 \pm 0.49	85.50 \pm 0.87	87.47 \pm 0.53	85.33 \pm 0.76	83.00 \pm 1.32	84.83 \pm 2.93
Topic	hausa-topic	—	84.75 \pm 1.88	83.48 \pm 1.52	87.83 \pm 0.53	88.41 \pm 0.49	87.50 \pm 0.11	88.21 \pm 0.61	89.52 \pm 1.11
	yoruba-topic	—	64.37 \pm 3.15	82.81 \pm 1.56	86.60 \pm 1.21	85.74 \pm 2.23	78.11 \pm 4.55	73.07 \pm 3.38	83.58 \pm 1.68
AfroNLU Score			77.77	79.54	82.96	80.92	80.03	80.43	83.04

Table E.1: Performance of models on seven AfroNLU benchmark DEV datasets. (F_1) score is the evaluation metric. In QA task, we train the models on English squad TRAIN and DEV datasets. We exclude the QA from AfroNLU DEV datasets. We use a dash (-) for tasks without a known SOTA.

Category	Sentence	Gold	Prediction
Ambivalence Markers	Kò burú ṣùgbòṅ ó ti pẹ̀jù	positive	negative
	Sinimá tí a lè pè nì ìràwọ̀ sinimá tí ò ò		
Negation	kọ̀ mọ̀nà mọ̀nà ṣùgbòṅ n tí kò nì ohun á múyẹ̀ ní.	negative	positive
	Èré síse naa ko dára to, itàn naa kò yeni,		
Not seen in training	ní èrò tẹ̀mì ọ̀ṣẹ̀ré tó daa jù ní iyá náà	negative	positive
	Ṣe oun tó o fẹ̀.	negative	positive
Polarity item can be either positive or negative	Wọ̀n rí sinima yìí ṣe, àgbòdò wò ní	positive	negative
	Ìrú yádi fífimù. Mo kòrìrà gbogbo dídágbé mí		
	nìkan kejì tí o. Ìdọtí nílá!	negative	positive
	Ìkìlò . O ní látí wo ìparí éré yìí nítorí wípé nìkan		
	ṣẹ̀lẹ̀ ní ìparí éré náà.	positive	negative
	Nìkan ní ìpò àwàdà Nollywood gbòdòrò . Ṣé ó ní		
	ìdánílójú nítòótó .	negative	positive

Table E.2: Error analysis of Yoruba Sentiment analysis dataset. The polarity items are highlighted in red.

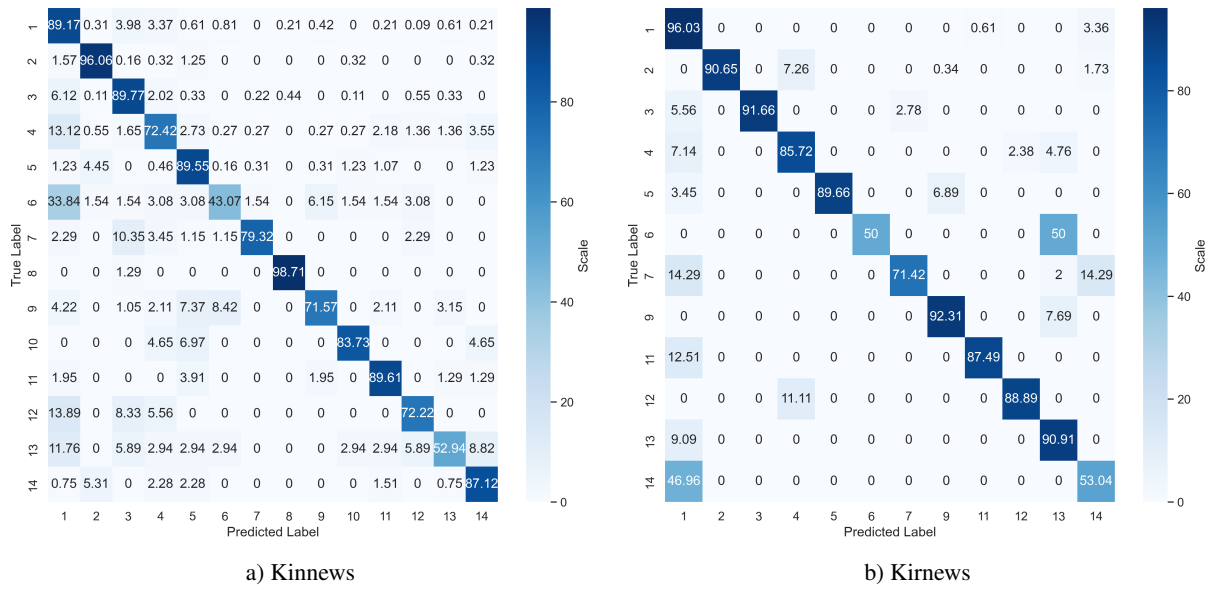


Figure E.1: Confusion matrices showing the performance of SERENGETI for each categories in Kirnews and Kinnews classification datasets. The categories are (1) politics, (2) sports, (3) economy, (4) health, (5) entertainment, (6) history, (7) technology, (8) tourism, (9) culture, (10) fashion (11) religion, (12) environment, (13) education, and (14) relationship. Kirnews does not have Class 8 and 10.

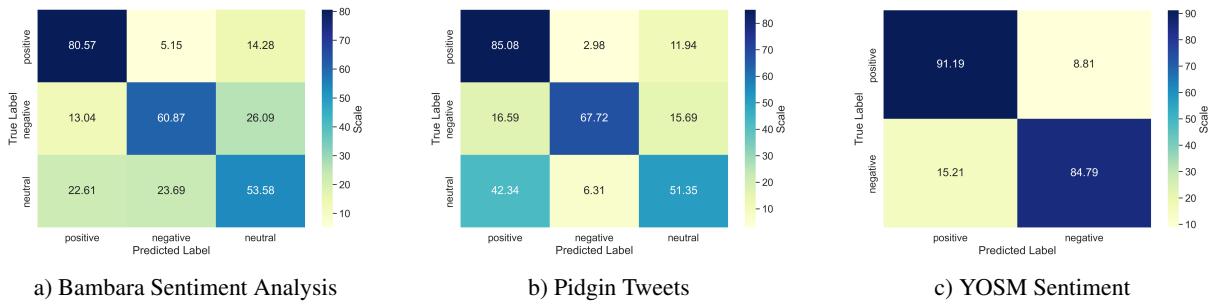


Figure E.2: Confusion matrices showing the performance of SERENGETI for each category in Bambara, Pidgin tweets, and YOSM datasets.

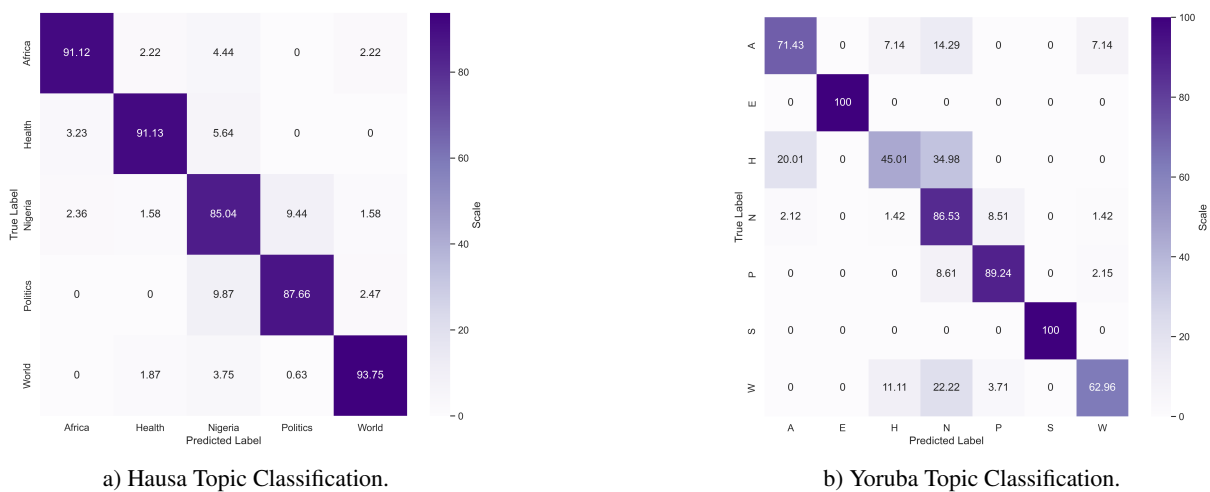
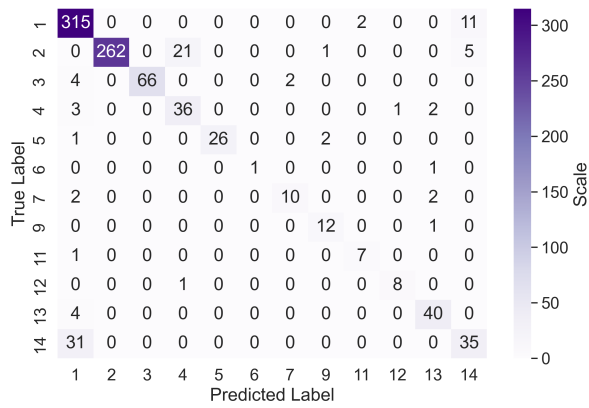
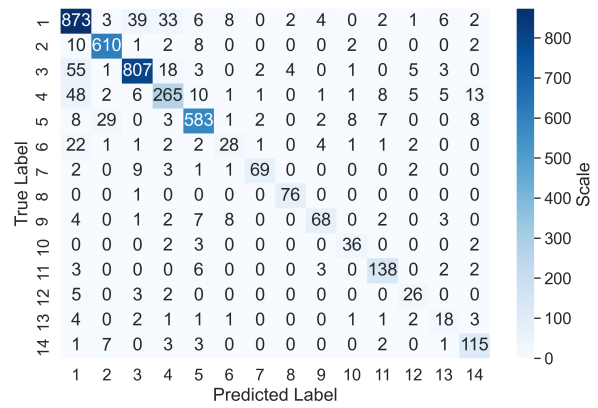


Figure E.3: Confusion matrices showing the performance of SERENGETI for each categories in Hausa and Yoruba topic classification datasets. A="Africa", E="Entertainment", H="Health", N="Nigeria", P="Politics", S="Sport", W="World"

although we find a few exceptions. We provide confusion matrices that represents the sizes of each category and the performance of SERENGETI in Figures E.4, E.5, and E.6.

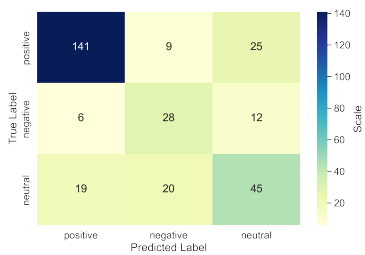


a) Kinnews

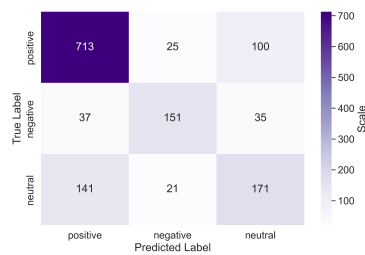


b) Kirnews

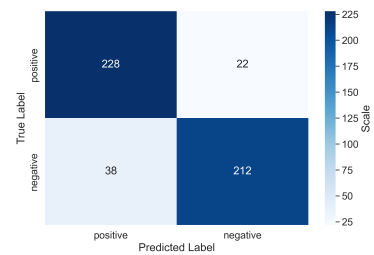
Figure E.4: Confusion matrices showing the performance of SERENGETI for each categories in Kirnews and Kinnews classification datasets.



a) Bambara Sentiment Analysis

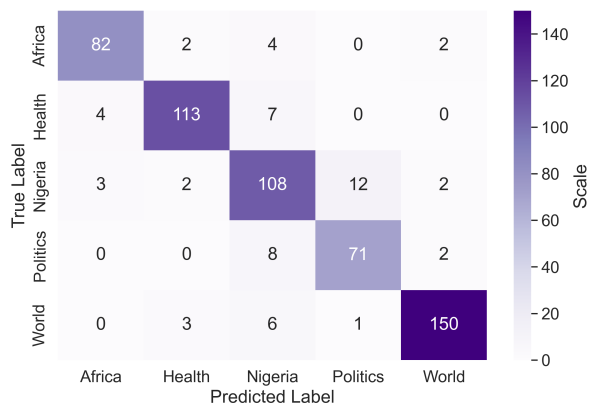


b) Pidgin Tweets

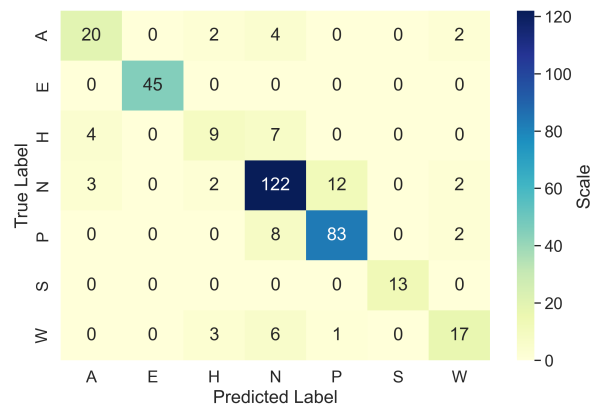


c) YOSM Sentiment

Figure E.5: Confusion matrices showing the performance of SERENGETI for each category in Bambara, Pidgin tweets, and YOSM datasets.



a) Hausa Topic Classification.



b) Yoruba Topic Classification.

Figure E.6: Confusion matrices showing the performance of SERENGETI for each categories in Hausa and Yoruba topic classification datasets. A="Africa", E="Entertainment", H="Health", N="Nigeria", P="Politics", S="Sport", W="World"

ISO-639-3	SERENGETI	AfroLID	Franc	ISO-639-3	SERENGETI	AfroLID	Franc	ISO-639-3	SERENGETI	AfroLID	Franc
aar	100.00	96.00	74.00	kde	99.00	95.00	60.00	pov	98.00	93.00	82.00
ada	100.00	100.00	98.00	kdh	100.00	99.00	95.00	run	97.00	91.00	68.00
afr	100.00	97.00	81.00	kea	98.00	96.07	0.00	sag	100.00	100.00	30.00
amh	99.00	97.00	36.00	kin	94.00	89.00	47.00	shk	100.00	100.00	93.00
bam	92.00	70.00	30.00	kmb	98.00	94.00	71.00	sna	98.00	97.00	91.00
bba	100.00	100.00	83.00	kng	99.00	98.00	58.00	som	98.00	95.00	89.00
bci	97.00	98.00	92.00	koo	96.00	96.00	96.00	sot	92.00	88.00	93.00
bem	98.00	94.00	90.00	kqn	99.00	98.00	84.00	ssw	92.00	86.00	68.00
bfa	100.00	99.00	91.00	kqs	99.00	95.00	73.00	suk	100.00	99.00	34.00
bin	100.00	99.00	97.00	ktu	98.00	93.00	19.00	sus	99.00	99.00	96.00
bum	98.00	97.00	72.00	lia	98.00	97.00	100.00	swh	95.00	77.00	70.00
bjk	98.00	96.00	56.00	lin	98.00	99.00	98.00	tem	99.00	99.00	88.00
crs	97.00	96.00	83.00	lot	100.00	99.00	93.00	tir	100.00	99.00	97.00
dag	100.00	100.00	100.00	loz	100.00	95.00	92.00	tiv	100.00	100.00	99.00
dga	98.00	100.00	78.00	lua	98.00	99.00	87.00	toi	98.00	98.00	80.00
dip	98.00	93.00	86.00	lue	98.00	95.00	68.00	tsn	81.00	76.00	33.00
dyu	95.00	96.00	0.00	lug	96.00	87.00	64.00	tso	97.00	99.00	94.00
ewe	93.00	97.00	97.00	lun	97.00	97.00	86.00	twi	100.00	100.00	87.00
fat	98.00	98.00	94.00	men	98.00	98.00	99.00	umb	100.00	99.00	76.00
fon	98.00	97.00	92.00	mfq	92.00	95.00	88.00	vai	100.00	100.00	100.00
fuf	96.00	93.00	52.00	mos	99.00	97.00	90.00	ven	98.00	95.00	85.00
fuv	95.00	94.00	61.00	nba	100.00	99.00	61.00	vmw	98.00	97.00	95.00
gaa	98.00	95.00	97.00	nbl	79.00	74.00	47.00	wol	87.00	81.00	21.00
gaz	94.00	94.00	96.00	ndo	97.00	96.00	76.00	xho	75.00	67.00	30.00
gjn	100.00	98.00	99.00	nso	89.00	83.00	59.00	xsm	99.00	99.00	53.00
gkp	68.00	63.00	69.00	nya	99.00	92.00	75.00	yor	99.00	98.00	66.00
hau	95.00	88.00	77.00	nym	98.00	99.00	54.00	zdz	98.00	96.00	63.00
ibb	99.00	98.00	84.00	nyn	95.00	92.00	92.00	zul	68.00	50.00	40.00
ibo	97.00	97.00	88.00	nzi	100.00	97.00	98.00				
kbp	100.00	100.00	98.00	pcm	96.00	96.00	82.00				

SERENGETI Average f1_score: 96.29 AfroLID Average f1_score: 91.63 Franc Average: f1_score 74.81

Table E.3: F_1 -scores for SERENGETI, AfroLID, and Franc on AfroLID’s dataset for 88 languages.

F Detailed Genealogy and Language Contact Analysis

In this Section, we use Figures and Tables to provide evidence for the influence of similar languages in zero-shot settings. First, we highlight in purple the similar languages that we perform genealogy analysis on in Figure E.7. In the figure, the languages with mutual intelligibility are presented in similar coloured circles. To determine the significance of language similarity and language contact in our own zero-shot settings, we measure the Jaccard similarity between the pretraining data for the South African languages in AfroNLU (see Table 8). To calculate the Jaccard similarities, we removed digits, emojis, and punctuation marks. We do this to ensure that we reduce interference with the similarity scores. We find strong similarities between some of these languages as in the bolded examples in Table 8.

We find that although XLM-R, mBERT, and AfriBERTa are not trained on most most of these languages, we record high scores in zero-shot settings see Table E.4). We argue that XLM-R in addition to cross-lingual transfers from other languages acquires representation from afr and xho where xho alone shares more than 0.4 similarity with afr, nbl, nso, and zul. mBERT also learns representation from afr while AfriBERTa learns representations from Gahuza which is a code-mixed variety of kin and run. SERENGETI however, outperforms other models on these datasets indicating that learning the representation of each language improves performance.

Next, we finetune a BERT model and compare the performance of BERT with MBERT. We do this because BERT is a monolingual model and does not include any similar language in its representation. In Table 9, BERT significantly performs lower than MBERT in all languages in NCHLTNER. BERT also has lower performance on the phrase-chunk dataset in all languages except on ssw, and ven.

This analysis is far from being conclusive and future work can further probe the influence of similar languages in more detail. This is necessary to evaluate to what extent similar languages have an influence on performance in zero-shot settings and why in zero shot settings, some monolingual models outperform multilingual ones. For example, in the case of ssw and ven.

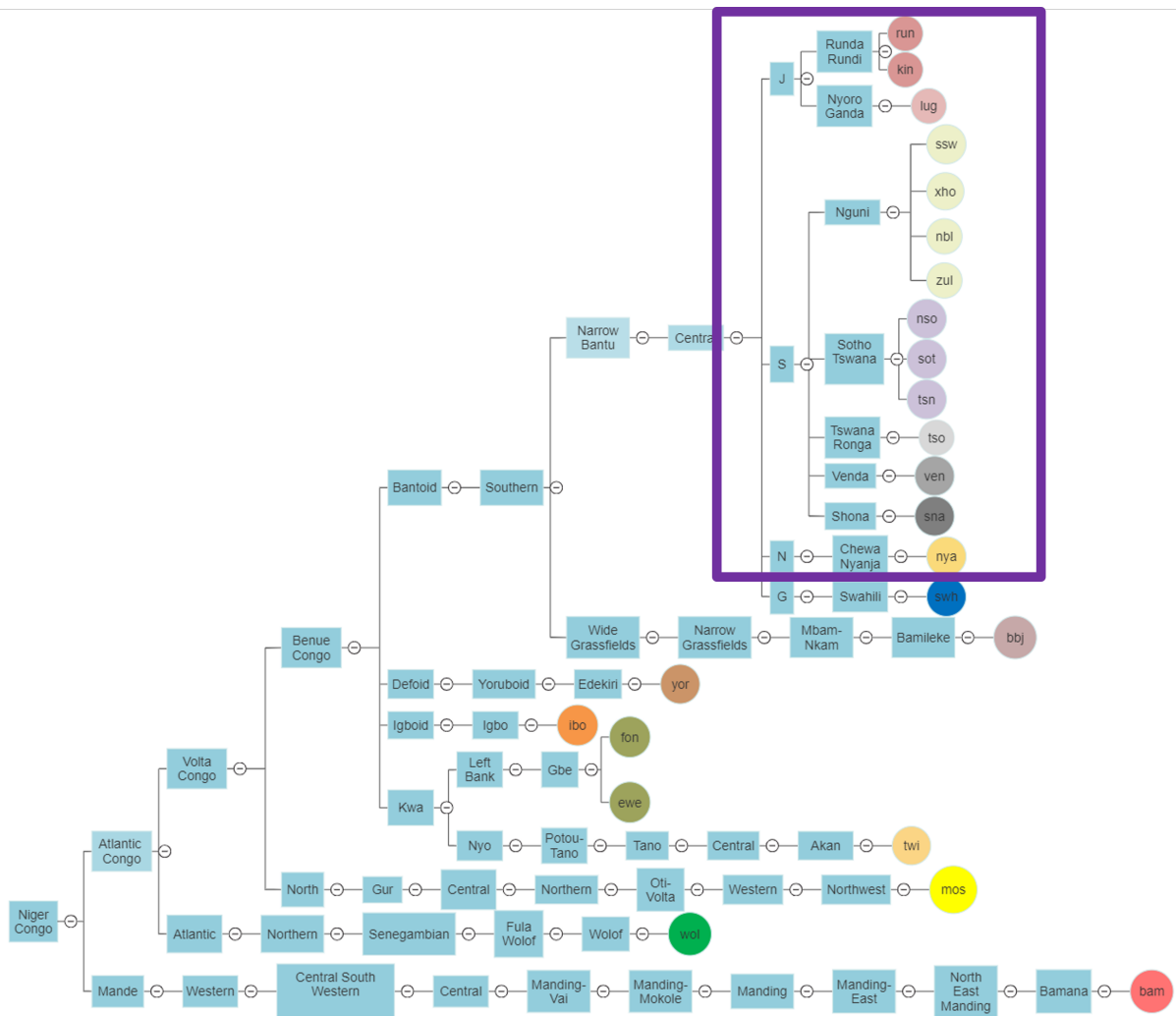


Figure E.7: A genetic classification of Niger-Congo languages in AfroNLU. We highlight in purple the list of languages relevant to our genealogy and language contact analysis. Languages which share stronger mutual intelligibility is represented in similar colours.

Cluster	Dataset	Lang.	XLMR	mBERT	Afro-XLMR	AfriBERTa	SERENGETI
Named Entity Recognition (NER)	masakaner-v1	amh	73.98 \pm 0.64	0.0 \pm 0.0	77.38 \pm 0.47	69.61 \pm 0.76	74.26 \pm 0.54
		hau	91.39 \pm 0.24	88.25 \pm 0.42	91.92 \pm 0.86	91.12 \pm 0.37	92.03 \pm 0.59
		ibo	84.55 \pm 0.15	84.44 \pm 0.97	87.51 \pm 0.92	87.95 \pm 0.54	87.82 \pm 0.63
		kin	73.54 \pm 0.35	71.02 \pm 1.34	78.46 \pm 0.34	75.07 \pm 0.51	78.56 \pm 0.34
		lug	78.65 \pm 1.25	79.07 \pm 2.01	82.11 \pm 0.99	77.84 \pm 0.4	84.61 \pm 0.4
		luo	74.28 \pm 1.87	74.47 \pm 0.08	75.20 \pm 1.23	70.76 \pm 1.57	77.28 \pm 1.61
		pcm	88.89 \pm 0.56	88.88 \pm 0.91	90.07 \pm 0.18	87.65 \pm 0.43	89.65 \pm 0.63
		swa	87.68 \pm 0.98	86.12 \pm 0.5	87.77 \pm 0.1	87.72 \pm 0.13	88.08 \pm 0.13
		wol	63.4 \pm 0.68	64.25 \pm 1.66	68.09 \pm 1.65	60.9 \pm 1.69	66.26 \pm 1.47
	yor	78.97 \pm 0.93	79.45 \pm 0.36	83.76 \pm 0.34	79.89 \pm 0.89	83.08 \pm 1.18	
	masakaner-v2	bam	80.66 \pm 0.99	79.2 \pm 1.43	81.04 \pm 0.31	78.55 \pm 0.42	82.11 \pm 0.53
		bbj	72.82 \pm 1.07	62.44 \pm 0.59	73.31 \pm 0.74	71.97 \pm 1.61	73.66 \pm 0.87
		ewe	88.54 \pm 0.23	84.19 \pm 1.12	89.58 \pm 0.54	86.97 \pm 0.4	89.75 \pm 0.14
		fon	82.34 \pm 0.09	77.87 \pm 0.47	82.62 \pm 0.73	78.66 \pm 0.39	82.86 \pm 0.53
		hau	86.09 \pm 0.61	82.66 \pm 1.46	87.29 \pm 0.67	86.14 \pm 0.38	87.33 \pm 0.62
		ibo	89.67 \pm 0.28	84.04 \pm 1.09	91.99 \pm 0.11	91.56 \pm 0.36	92.28 \pm 0.21
		kin	84.04 \pm 0.48	83.53 \pm 0.81	86.51 \pm 0.3	83.22 \pm 0.25	86.38 \pm 0.35
		lug	86.18 \pm 0.22	85.78 \pm 1.41	88.17 \pm 0.56	85.32 \pm 0.49	89.24 \pm 0.37
		mos	74.55 \pm 0.65	67.75 \pm 1.84	75.25 \pm 0.71	69.95 \pm 0.89	73.74 \pm 1.62
		nya	90.23 \pm 0.14	88.6 \pm 0.65	91.84 \pm 0.23	88.83 \pm 0.11	91.29 \pm 0.19
		pcm	89.11 \pm 0.1	87.90 \pm 1.0	89.27 \pm 0.4	87.81 \pm 0.45	88.77 \pm 0.37
		sna	94.15 \pm 0.19	93.06 \pm 0.75	95.35 \pm 0.16	93.51 \pm 0.32	95.92 \pm 0.2
		swa	92.37 \pm 0.05	91.09 \pm 0.33	93.06 \pm 0.14	92.43 \pm 0.11	92.87 \pm 0.33
		tsn	85.69 \pm 0.89	85.02 \pm 0.85	88.24 \pm 0.26	83.58 \pm 0.79	88.43 \pm 0.1
	twi	79.60 \pm 1.45	78.05 \pm 2.3	79.94 \pm 1.6	75.35 \pm 0.81	80.25 \pm 1.1	
	wol	85.14 \pm 0.34	83.65 \pm 1.11	84.60 \pm 0.4	81.68 \pm 0.38	85.97 \pm 0.43	
	xho	87.6 \pm 0.15	86.24 \pm 1.2	89.59 \pm 0.37	86.18 \pm 0.17	88.76 \pm 0.76	
	yor	86.56 \pm 0.36	83.45 \pm 1.63	88.91 \pm 0.27	87.45 \pm 0.17	87.99 \pm 0.61	
zul	86.32 \pm 0.6	84.16 \pm 1.75	89.75 \pm 0.16	84.9 \pm 0.27	90.41 \pm 0.24		
nchlt-ner	afr	80.68 \pm 0.75	80.08 \pm 0.29	80.55 \pm 0.11	74.5 \pm 0.64	81.57 \pm 0.59	
	nbl	74.64 \pm 0.66	73.48 \pm 0.18	75.26 \pm 0.28	72.28 \pm 0.67	77.13 \pm 0.67	
	nso	77.0 \pm 1.23	78.75 \pm 0.45	80.13 \pm 0.51	75.45 \pm 1.09	80.69 \pm 0.64	
	sot	54.71 \pm 1.51	54.68 \pm 0.49	55.57 \pm 0.2	54.09 \pm 0.98	56.26 \pm 1.52	
	ssw	71.75 \pm 0.65	71.24 \pm 0.75	72.35 \pm 1.02	69.38 \pm 0.58	73.37 \pm 0.82	
	tsn	77.02 \pm 0.22	76.35 \pm 0.47	77.68 \pm 0.96	73.89 \pm 1.41	79.05 \pm 0.75	
	tso	74.24 \pm 0.08	72.95 \pm 0.67	74.85 \pm 0.43	71.05 \pm 0.9	75.13 \pm 0.31	
	ven	64.06 \pm 0.31	63.11 \pm 1.27	64.39 \pm 0.36	63.24 \pm 1.26	65.42 \pm 0.76	
	xho	70.77 \pm 2.45	68.54 \pm 1.44	72.37 \pm 0.39	67.00 \pm 1.27	72.92 \pm 0.29	
zul	69.44 \pm 0.62	67.74 \pm 1.46	70.28 \pm 0.49	67.17 \pm 0.15	71.20 \pm 0.44		
Wikiann	amh	57.76 \pm 0.45	33.96 \pm 1.83	64.27 \pm 1.91	60.16 \pm 2.83	68.11 \pm 1.75	
	ibo	73.6 \pm 1.32	70.83 \pm 1.86	73.93 \pm 1.12	76.14 \pm 1.42	75.73 \pm 2.78	
	kin	69.67 \pm 2.07	77.35 \pm 4.47	82.24 \pm 2.17	79.8 \pm 1.06	79.78 \pm 1.78	
	swh	88.09 \pm 0.32	88.00 \pm 0.28	88.83 \pm 0.47	86.13 \pm 0.2	89.16 \pm 0.35	
yor	83.8 \pm 2.06	81.96 \pm 0.88	87.96 \pm 1.24	82.77 \pm 0.23	85.00 \pm 2.42		
Phrase Chunking	phrase-chunk	afr	95.34 \pm 0.16	95.68 \pm 0.30	95.13 \pm 0.06	90.22 \pm 0.81	96.01 \pm 0.14
		nso	96.57 \pm 0.61	96.85 \pm 0.55	98.36 \pm 0.2	96.47 \pm 0.14	98.28 \pm 0.1
		sot	82.93 \pm 0.38	83.08 \pm 0.78	85.28 \pm 0.61	82.18 \pm 0.93	85.69 \pm 0.76
		ssw	82.9 \pm 1.03	81.91 \pm 0.47	84.73 \pm 0.18	83.24 \pm 0.11	83.45 \pm 0.12
		tsn	92.77 \pm 0.16	92.64 \pm 0.66	94.11 \pm 0.49	92.71 \pm 0.42	94.03 \pm 0.19
		tso	86.42 \pm 0.46	86.90 \pm 0.31	87.39 \pm 0.18	86.73 \pm 0.95	89.32 \pm 0.43
		ven	92.31 \pm 0.45	90.47 \pm 0.32	92.42 \pm 0.68	92.02 \pm 0.33	92.54 \pm 0.21
zul	87.30 \pm 0.26	87.29 \pm 1.04	88.67 \pm 0.66	85.74 \pm 0.55	90.05 \pm 0.81		

Table E.4: Performance of mPLMs on each language in each task. (F_1) score is the evaluation metric. We use **Red** highlights to indicate languages in zero-shot setting.

ISO-639-3	Language	ISO-639-3	Language	ISO-639-3	Language	ISO-639-3	Language
aar	Afar / Qafar	bky	Bokyi	dow	Doyayo	gol	Gola
aba	Abe / Abbey	bmo	Bambalang	dsh	Daasanach	gqr	Gor
abn	Abua	bmv	Bum	dua	Douala	gso	Gbaya, Southwest
acd	Gikyode	bom	Berom	dug	Chiduruma	gud	Dida, Yocoboue
ach	Acholi	bov	Tuwuli	dwr	Dawro	gur	Farefare
ada	Dangme	box	Bwamu / Buamu	dyi	Sénoufo, Djimini	guw	Gun
adh	Jopadhola / Adhola	bqc	Boko	dyu	Jula	gux	Gourmanchema
adj	Adjukru / Adiokrou	bqj	Bandial	ebr	Ebrie	guz	Ekegusii
afr	Afrikaans	bsc	Oniyan	ebu	Kiambu / Embu	gvl	Gulay
agq	Aghem	bsp	Baga Sitemu	efi	Efik	gwr	Gwere
aha	Ahanta	bss	Akoose	ego	Eggon	gya	Gbaya, Northwest
ajg	Aja	bst	Basketo	eka	Ekajuk	hag	Hanga
akp	Siwu	bud	Ntcham	eko	Koti	har	Harari
alz	Alur	bum	Bulu	eto	Eton	hau	Hausa
amh	Amharic	bun	Sherbro	etu	Ejagham	hay	Haya
ann	Obolo	bus	Bokobaru	etl	Iten / Eten	hbb	Nya huba
anu	Anyuak / Anuak	buy	Bullom So	ewe	Ewe	heh	Hehe
anv	Denya	bwr	Bura Pabir	ewo	Ewondo	her	Herero
asa	Asu	bwu	Buli	fak	Fang	hgm	Hailom
asg	Cishingini	bxx	Bukusu	fat	Fante	hna	Mina
atg	Ivbie North-Okpela-Arhe	byf	Bete	ffm	Fulfulde, Maasina	ibb	Ibibio
ati	Attie	byv	Medumba	fia	Nobiin	ibo	Igbo
avn	Avatime	bza	Bandi	fip	Fipa	idu	Idoma
avu	Avokaya	bzw	Basa	fir	Fulliru	igb	Ebira
azo	Awing	cce	Chopi	fon	Fon	ige	Igede
bam	Bambara	chw	Chuabo	fub	Fulfulde, Adamawa	igl	Igala
bav	Vengo	cjk	Chokwe	fue	Fulfulde, Borgu	ijn	Kalabari
bba	Baatonum	cko	Anufo	fuf	Pular	ikk	Ika
bbj	Ghomala	cme	Cerma	fuh	Fulfulde, Western Niger	ikw	Ikwere
bbk	Babanki	cop	Coptic	ful	Fulah	iqw	Ikwo
bci	Baoule	cou	Wamey	fuq	Fulfulde Central Eastern Niger	iri	Rigwe
bcn	Bali	crs	Seychelles Creole	fuv	Fulfude Nigeria	ish	Esan
bcw	Bana	csk	Jola Kasa	gaa	Ga	iso	Isoko
bcy	Bacama	cwe	Kwere	gax	Oromo, Borana-Arsi-Guji	iyx	yaka
bdh	Baka	daa	Dangaleat	gaz	Oromo, West Central	izr	Izere
bds	Burunge	dag	Dagbani	gbo	Grebo, Northern	izz	Izii
bem	Bemba / Chibemba	dav	Dawida / Taita	gbr	Gbagyi	jgo	Ngomba
beq	Beembe	dga	Dagaare	gde	Gude	jib	Jibu
ber	Berber	dgd	Dagaari Dioula	gid	Gidar	jit	Jita
bex	Jur Modo	dgi	Dagara, Northern	giz	South Giziga	jmc	Machame
bez	Bena	dhm	Dhimba	gin	Gonja	kab	Kabyle
bfa	Bari	dib	Dinka, South Central	gkn	Gokana	kam	Kikamba
bfd	Bafut	did	Didinga	gkp	Kpelle, Guinea	kbn	Kare
bfo	Birifor, Malba	dig	Chidigo	gmw	Gamo	kbo	Keliko
bib	Bisa	dik	Dinka, Southwestern	gna	Kaansa	kbp	Kabiye
bim	Bimoba	dip	Dinka, Northeastern	gnd	Zulgo-gemzek	kby	Kanuri, Manga
bin	Edo	diu	Gciriku	gng	Ngangam	kcg	Tyap
biv	Birifor, Southern	dks	Dinka, Southeastern	gof	Goofa	kck	Kalanga
bjv	Bedjond	dnj	Dan	gog	Gogo	kdc	Kutu

Table F.1: Languages covered in SERENGETI - Part I.

ISO-639-3	Language	ISO-639-3	Language	ISO-639-3	Language	ISO-639-3	Language
kde	Makonde	laj	Lango	mfh	Matal	ngb	Ngbandi, Northern
kdh	Tem	lam	Lamba	mfi	Wandala	ngc	Ngombe
kdi	Kumam	lap	Laka	mfk	Mofu, North	ngl	Lomwe
kdj	Ng'akarimojong	lee	Lyélé	mfq	Moba	ngn	Bassa
kdl	Tsikimba	lef	Lelemi	mfz	Mabaan	ngo	Ngoni
kdn	Kunda	lem	Nomaande	mgc	Morokodo	ngp	Ngulu
kea	Kabuverdianu	lgg	Lugbara	mgh	Makhuwa-Meetto	nhr	Naro
ken	Kenyang	lgm	Lega-mwenga	mgo	Meta'	nhu	Noone
khy	Kele / Lokele	lia	Limba, West-Central	mgq	Malila	nih	Nyiha
kia	Kim	lik	Lika	mgr	Mambwe-Lungu	nim	Nilamba / kinilyamba
kik	Gikuyu / Kikuyu	lin	Lingala	mgw	Matumbi	nin	Ninzo
kin	Kinyarwanda	lip	Sekpele	mif	Mofu-Gudur	niy	Ngiti
kiz	Kisi	lmd	Lumun	mkl	Mokole	nka	Nkoya / ShiNkoya
kki	Kagulu	lmp	Limbang	mlg	Malagasy	nko	Nkonya
kkj	Kako	lnl	Banda, South Central	mlr	Vame	nla	Ngombale
klm	Kalenjin	log	Logo	mmy	Migaama	nnb	Nande / Ndandi
klu	Klao	lom	Loma	mnf	Mundani	nnh	Ngiemboon
kma	Konni	loq	Lobala	mnk	Mandinka	nnq	Ngindo
kmb	Kimbundu	lot	Latuka	moa	Mwan	nse	Chinsenga
kmy	Koma	loz	Silози	mos	Moore	nnw	Nuni, Southern
knf	Mankanya	lro	Laro	moy	Shekkacho	nso	Sepedi
kng	Kongo	lsm	Saamya-Gwe / Saamia	moz	Mukulu	ntr	Delo
knk	Kuranko	lth	Thur / Acholi-Labwor	mpe	Majang	nuy	Nyole
kno	Kono	lto	Tsotso	mpg	Marba	nus	Nuer
koo	Konzo	lua	Tshiluba	mqb	Mbuko	nwb	Nyabwa
koq	Kota	luc	Aringa	msc	Maninka, Sankaran	nxd	Ngando
kqn	Kikaonde	lue	Luvale	mur	Murle	nya	Chichewa
kqp	Kimré	lug	Luganda	muy	Muyang	nyb	Nyangbo
kqs	Kisi	lun	Lunda	mwe	Mwera	nyd	Olunyole / Nyore
kqy	Koorete	luo	Dholuo / Luo	mwm	Sar	nyf	Giryama
kri	Krio	lwg	Wanga	mwv	Cinamwanga	nyk	Nyaneka
krw	Gbaya	lwo	Luwo	mws	Mwimbi-Muthambi	nym	Nyamwezi
krx	Krahn, Western	maf	Mafa	myb	Mbay	nyv	Nyankore / Nyankole
ksb	Karon	mas	Maasai	myk	Sénofo, Mamara	nyo	Nyoro
ksd	Shambala / Kishambala	maw	Mampruli	myx	Masaaba	nyu	Nyungwe
ksf	Bafia	mbu	Mbula-Bwazza	mzm	Mumuye	nyy	Nyakyusa-Ngonde / Kyangonde
ksp	Kabba	mck	Mbunda	mzw	Deg	nza	Mbembe, Tigon
ktj	Krumen, Plapo	mcn	Masana / Massana	naq	Khoekhoe	nzi	Nzema
ktu	Kikongo	mcp	Makaa	naw	Nawuri	odu	Oduaal
kua	Oshiwambo	mcu	Mambila, Cameroon	nba	Nyemba	ogo	Khana
kub	Kutep	mda	Mada	nbl	IsiNdebele	oke	Okpe
kuj	Kuria	ncu	Mayogo	ncu	Chunburung	okr	Kirike
kus	Kusaal	mdy	Maale	ndc	Ndau	oku	Oku
kvj	Psikye	men	Mende	nde	IsiNdebele	orm	Oromo
kwn	Kwangali	meq	Merey	ndh	Ndali	ozm	Koonzime
kyf	Kouya	mer	Kimiiru	ndj	Ndamba	pcm	Nigerian Pidgin
kyq	Kenga	mev	Maan / Mann	ndo	Ndonga	pem	Kipende
kzr	Karang	mfe	Morisyen / Mauritian Creole	ndv	Ndut	pkb	Kipfokomo / Pokomo
lai	Lambya	mfg	Mogofin	ndz	Ndogo		

Table F.2: Languages covered in SERENGETI - Part II

ISO-639-3	Language	ISO-639-3	Language	ISO-639-3	Language
pov	Guinea-Bissau Creole	tcd	Tafi	won	Wongo
poy	Pogolo / Shipogoro-Pogolo	ted	Krumen, Tepo	xan	Xamtanga
rag	Lulogooli	tem	Timne	xed	Hdi
rel	Rendille	teo	Teso	xho	Isixhosa
rif	Tarifit	tex	Tennet	xnz	Mattokki
rim	Nyaturu	tgw	Senoufo, Tagwana	xog	Soga
rnd	Uruund	thk	Tharaka	xon	Konkomba
rng	Ronga / ShiRonga	thv	Tamahaq, Tahaggart	xpe	Kpelle
rub	Gungu	tir	Tigrinya	xrb	Karaboro, Eastern
run	Rundi / Kirundi	tiv	Tiv	xsm	Kasem
rwk	Rwa	tke	Takwane	xtc	Katcha-Kadugli-Miri
sag	Sango	tlj	Talinga-Bwisi	xuo	Kuo
saq	Samburu	tll	Otetela	yal	Yalunka
sba	Ngambay	tog	Tonga	yam	Yamba
sbd	Samo, Southern	toh	Gitonga	yao	Yao / Chiyao
sbp	Sangu	toi	Chitonga	yat	Yambeta
sbs	Kuhane	tpm	Tampulma	yba	Yala
sby	Soli	tsc	Tshwa	ybb	Yemba
sef	Sénoufo, Cebaara	tsn	Setswana	yom	Ibinda
ses	Songhay, Koyraboro Senni	tso	Tsonga	yor	Yoruba
sev	Sénoufo, Nyarafolo	tsw	Tsishingini	yre	Yaoure
sfw	Sehwi	ttj	Toro / Rutoro	zaj	Zaramo
sgw	Sebat Bet Gurage	ttq	Tawallammat	zdz	Comorian, Ngazidja
shi	Tachelhit	ttr	Nyimatli	zga	Kinga
shj	Shatt	tui	Toupouri	ziw	Zigula
shk	Shilluk	tul	Kutule	zne	Zande / paZande
sid	Sidama	tum	Chitumbuka	zul	Isizulu
sig	Paasaal	tuv	Turkana		
sil	Sisaala, Tumulung	tvu	Tunen		
sna	Shona	twi	Twi		
snf	Noon	umb	Umbundu		
sng	Sanga / Kiluba	urh	Urhobo		
snw	Selee	uth	ut-Hun		
som	Somali	vag	Vagla		
sop	Kisonge	vai	Vai		
sor	Somrai	ven	Tshivenda		
sot	Sesotho	vid	Chividunda		
soy	Miyobe	vif	Vili		
spp	Senoufo, Supyire	vmk	Makhuwa-Shirima		
ssw	Siswati	vmw	Macua		
suk	Sukuma	vun	Kivunjo		
sus	Sosoxui	vut	Vute		
swa	Swahili	wal	Wolaytta		
swc	Swahili Congo	wbi	Vwanji		
swh	Swahili	wec	Guere		
swk	Sena, Malawi	wes	Pidgin, Cameroon		
sxb	Suba	wib	Toussian, Southern		
taq	Tamasheq	wmw	Mwani		
tcc	Datooga	wol	Wolof		

Table F.3: Languages covered in SERENGETI - Part III.

ISO-639-3	#Tokens
swh	2,912,488,735
afr	1,264,478,436
som	587,549,878
swa	499,792,448
hau	286,806,539
amh	241,700,000
mlg	137,852,716
zne	89,981,183
sna	75,413,519
...	...
bam	3,262
har	3,066
dyo	1,797
fvr	1,680
tbz	1,578
ddn	1,372
fuc	1,336
knc	1,097
eot	1,041
cgg	845

Table F.4: The sizes of the top 10 and bottom 10 languages in SERENGETI pretraining.