

SERENGETI: Massively Multilingual Language Models for Africa

Ife Adebara^{1,*} AbdelRahim Elmadany^{1,*} Muhammad Abdul-Mageed^{1,2} Alcides Alcoba Inciarte¹

¹Deep Learning & Natural Language Processing Group, The University of British Columbia

²Department of Natural Language Processing & Department of Machine Learning, MBZUAI

{ife.adebara@, a.elmadany@, muhammad.mageed@, alcobaa.j@mail.}ubc.ca

Abstract

Multilingual language models (MLMs) acquire valuable, generalizable linguistic information during pretraining and have advanced the state of the art on task-specific finetuning. So far, only ~ 28 out of $\sim 2,000$ African languages are covered in existing language models. We ameliorate this limitation by developing SERENGETI, a set of massively multilingual language model that covers 517 African languages and language varieties. We evaluate our novel models on eight natural language understanding tasks across 20 datasets, comparing to 4 MLMs that each cover any number of African languages. SERENGETI outperforms other models on 11 datasets across the eight tasks and achieves 82.27 average F_1 . We also perform error analysis on our models' performance and show the influence of mutual intelligibility when the models are applied under zero-shot settings. We will publicly release our models for research.¹

1 Introduction

Pretraining NLP models with a language modeling objective has gained popularity as a precursor to task-specific finetuning (Ettinger, 2020). Pretrained models like BERT (Devlin et al., 2019), ELMo (Peters et al., 2018), Roberta (Liu et al., 2019), GPT (Radford et al., 2018, 2019; Brown et al., 2020), BART (Lewis et al., 2020) have advanced the state of the art in a wide variety of tasks, suggesting that these models acquire valuable, generalizable, linguistic information during the pretraining process. However, training language-specific models is possible for only a few languages which have large amounts of data. A popular alternative has been multilingual language models (MLM) such as mBERT (Devlin et al., 2019) and XML-R (Conneau et al., 2020). MLMs are trained

on large amounts of unlabelled data from multiple languages so that low resource languages may benefit from shared vocabulary and other linguistic information from high resource languages and other similar languages in the MLM.

There are few MLMs that support some African languages (Devlin et al., 2019; Ogueji et al., 2021; Nzeyimana and Niyongabo Rubungo, 2022; Alabi et al., 2022; Jude Ogundepo et al., 2022; Conneau et al., 2020). So far, only about 28 African languages have been used in any MLM. This is grossly inadequate considering that about 2,000 languages have been reported in Africa. Each of these languages encapsulate unique features that are essential in preserving linguistic diversity. Like every specie embodies essential value to the ecosystem, each language plays a crucial role in the linguistic ecosystem. Encoding knowledge about people, their traditions, wisdom, environment, and how they interact with the sum of the concepts that belong to their own culture (Adebara and Abdul-Mageed, 2022). This in turn allows them to preserve and transmit their knowledge, values, unique modes of thinking, meaning and expression, history, culture, traditions, and memory to the next generations, while participating in society and constructing their future ([64661]).

Apart from the aforementioned, language plays an important role in building inclusive knowledge societies, providing access to education and information, freedom of expression, cultural and linguistic diversity, and in stimulating innovation. It has an impact on multiple domains, including education, justice, health, socio-cultural life, the economy, science, and technology. Without adequate representation of African languages in technological advancements therefore, the unique insight each African language contributes will be lost and many African languages are at risk of falling into a state of disuse at a more alarming rate and subsequent language death may become inevitable (Adebara

* Authors contributed equally.

¹<https://github.com/UBC-NLP/serengeti>

and Abdul-Mageed, 2022).

Developing MLMs that represent a larger number of African languages is therefore very crucial for achieving progress in Afrocentric NLP (Adebara and Abdul-Mageed, 2022) and indeed in addressing issues related to representation bias in artificial intelligence and linguistic diversity - two research themes of international relevance (Bender et al., 2021). Following this justification for pretrained models, we develop SERENGETI. SERENGETI is a massively multilingual language model for 517 African languages and language varieties exploiting a large manually-curated dataset. In addition to these African languages, SERENGETI is also pretrained on the 10 most spoken languages in the world (i.e., Arabic, English, French, German, Italian, Greek, Portuguese, Russian, Spanish, and Turkish) using Wikipedia data.

2 Literature Review

Representation learning is an integral part of modern NLP systems that has significantly improved the state of the art in natural language understanding (NLU) and natural language generation (NLG). We now discuss MLMs and LMs for African languages.

2.1 Multilingual Language Models

MLMs have proven effective for cross-lingual NLU and NLG, often outperforming monolingual language models (Conneau et al., 2020). Different objectives have been adopted for training (Doddapaneni et al., 2021), using Transformer architectures including masked language model (MLMO) (Salazar et al., 2020), causal language model (CLM), and multilingual replaced token detection (MRTD) (Clark et al., 2020b; Chi et al., 2021). These are unsupervised or self-supervised objectives that train a model to learn multilingual representations by predicting missing tokens given the context tokens. MLMOs and CLMs are trained in a generative fashion. MLMOs are pretrained with randomly masked tokens that the model learns to generate, while with CLM the context to the left of the masked token is attended to (with the aim of predicting the masked token). CLM, unlike MLMO, thus has access to only unidirectional context. The goal of MRTD, on the other hand, is to distinguish real input tokens from corrupted tokens. Models built with this objective are pretrained as discriminators rather than generators.

These models are further finetuned on specific tasks. Finetuning has demonstrated its effectiveness on various downstream tasks, including summarization, question answering, and machine translation. Finetuning follows a transfer learning approach which attempts to transfer knowledge from other sources to benefit a current task. This is based on the premise that previous knowledge may improve solutions for a current task (Pan and Yang, 2010). Transfer learning allows the domains, tasks, and distributions used in training and testing to be different thereby enabling a new task to leverage previously acquired domain knowledge. Potential benefits include faster learning, better generalization, and a more robust system. In the real world, we find many examples of transfer learning where humans transfer previous knowledge while learning or performing a task. For instance, knowing how to play the piano may facilitate learning to play the guitar and knowing how to ride a bicycle may facilitate learning to ride a motorbike. Finetuning is thus done by reusing the LM’s parameters as a starting point, while adding one task-specific layer trained from scratch. Finetuning can be done on an individual or joint basis. In the former, an individual model is finetuned for each language using training data for a particular downstream task for that language. In the later, training data from a combination of multiple languages can be jointly finetuned in a single model.

2.2 African Language Models

A few LMs support some African languages. We provide an overview below:

mBERT (Devlin et al., 2019) is a multilingual variant of BERT trained on 104 languages including 4 African languages.

AfriBERTa (Ogueji et al., 2021) is a language model focused on 11 African languages, including Afaan Oromoo, Amharic, Gahuza (a code-mixed language of Kinyarwanda and Kirundi), Hausa, Igbo, Nigerian Pidgin, Somali, Swahili, Tigrinya, and Yoruba. The pretraining corpus for this model is small (only 108.8 million tokens), when compared to many other language models). AfriBERTa is trained using a Transformer with the standard masked language modelling objective. The AfriBERTa model uses 6 attention heads, 768 hidden units, 3072 feed forward dimensions, and a maximum length of 512 for the 3 configurations of the model. Parameter sizes are 97, 111, and 126 mil-

lion, respectively.

KINYaBERT (Nzeyimana and Niyongabo Rubungo, 2022) uses a two-tier BERT architecture that involves a morphological analyzer and explicitly represents morphological information for Kinyawanda—a morphologically rich African language. Authors show that KINYaBERT achieves better convergence, achieves better accuracy, and is robust on multiple downstream tasks.

Afro-XLM-R (Alabi et al., 2022) uses language adaptation on the 17 most-resourced African languages and three other high-resource foreign languages widely used in Africa – English, French, and Arabic – simultaneously to provide a single model for cross-lingual transfer learning for African languages. Authors show that Afro-XLM-R has competitive results with AfriBERTa and XLM-R on NER, topic classification, and news classification tasks. **AfriTeVa** (Jude Ogundepo et al., 2022) is an encoder-decoder language model trained on 10 African languages and English using similar training objectives like the T5 model.

XLM-R (Conneau et al., 2020) uses a Transformer based architecture and obtains state-of-the-art performance on cross-lingual classification, sequence labeling, and question answering on 100 languages including 8 African languages. The training procedure uses a masked language model similar to that for XLM although some changes that improve performance are introduced. The model uses a multi-lingual objective with monolingual data and learns to predict the masked tokens as the streams of text are sampled from each language. Authors show that scaling the number of languages for a fixed model capacity leads to better cross-lingual performance on low resource languages. They, however, show that performance degrades after a while, although this can be alleviated by increasing model capacity. To ensure that their model deals better with code switching, Conneau et al. (2020) do not use language embeddings.

3 Genetic Classification of African Languages

Language classification otherwise referred to as genetic classification aims to group languages based on their similarity and distinctiveness. Genetically similar languages are classified into groups in such a way that languages with higher relationship are divided into similar classes while those with a lower

degree of similarity are further divided into sub-classes. Two genetically related languages can therefore be viewed as sisters of the same parent language. That is, they are languages that evolved over time from an older parent language (Gerhardt, 2020).

Language classification differs from typological classification in that the *former* determines relationships based on genealogy or origin while the *latter* classifies languages based on grammatical features or types (Vossen, 2020). For instance, a typological classification will group tone languages together, or split languages based on their morphological structure into for example isolating or agglutinating languages. Despite this difference, languages that belong to the same genetic type often share similar typological information (Gerhardt, 2020). For example, most Benue-Congo languages are tone languages.

In the case of African languages, where typological information is scarcely available, utilizing genetic classes may be a useful way to determine optimum ways for language processing. If the typological information of one language in a group is known, we may make a sensible assumption that other languages in that group may share similar features with minor variations. We use classification information from Ethnologue (Eberhard et al., 2021). We also provide details about the languages in each family and some tree structures show the relationships that exist between the languages within a family.

3.1 Afro-Asiatic

Afro-Asiatic also known as Hamito-Semitic is one of the language families of Africa. It consists on five or six branches: Berber, Chadic, Cushitic, Egyptian, Omotic (or a single Cush-Omotic), and Semitic (Porkhomovsky, 2020). Many Afro-Asiatic languages are spoken in North, West, Central, and East Africa; they are also spoken in the Middle East and in scattered communities in Europe, the United States, and the Caucasus (Frajzyngier, 2018).

3.2 Austronesian

Austronesian languages are found along Mainland Southeast Asia, through Indonesia, western New Guinea, and the Madagascar area in Africa (Eberhard et al., 2021). Many of them have been shown to exhibit an isolating word structure. This means that the words in these languages are of minimal morphological complexity (Gil and Schapper,

Language Model	African languages represented
MBERT	Afrikaans, Malagasy, Swahili, Yoruba
XLM-R	Afrikaans, Amharic, Hausa, Oromo, Somali, Swahili, Xhosa.
KinyarBERT	Kinyarwanda
AfriBERTA	Afaan Oromoo, Amharic, Gahuza, Hausa, Igbo, Nigerian Pidgin, Somali, Swahili, Tigrinya and Yoruba
Afro-XLMR	Afrikaans, Amharic, Hausa, Igbo, Malagasy, Chichewa, Oromo, Nigerian Pidgin, Kinyarwanda, Kirundi, Shona, Somali, Sesotho, Swahili, isiXhosa, Yoruba, and isiZulu
Serengeti	Includes 517 African languages.

Table 1: Encoder-only models with African languages represented

Model	Vocabulary		#Params	#Lang. (afr/all)	Training Data		
	Tok	Vocab Size			Tokens (afr/all)	Size (afr/all)	Source
xlmr	SP	250k	270M	8 / 100	UNK/164B	UNK/2.4 GB	CC-100
mbert	WP	110K	110M	4 / 100	UNK/12.8B	UNK/100GB	Books, Wiki.
Afro-XLMR	SP	70.6K	117M	17 / 20	—	21.6 GB	mC4, CC, BBC, VOA
AfriBERTa	WP	70k	111M	11 / 11	108.8M	0.94 GB	BBC, CC
Serengeti-E110	WP	110K	170M	517 / 527	7.1B/8.6B	40/42GB	RT, News, GD, HD, EC
Serengeti-E250	WP	250K	277M	517/527	7.1B/8.6B	40/42GB	RT, News, GD, HD, EC
Serengeti	SP	250K	278M	517/527	7.1B/8.6B	40/42GB	RT, News, GD, HD, EC

Table 2: List of available models with African languages represented. Models compared. CC: CommonCrawl, SP: SentencePiece, WP: WordPiece. Data sources include - RT: Religious text, GD: Government documents, HD: Health documents, EC: Existing corpora, UNK: Unknown.

2020).

3.3 Creole

A creole language is one spoken initially only in situations of contact between speakers of two or more mutually unintelligible languages, and not as a language within an ethnic group (Sommer, 2020). Historically, creoles have evolved along trade routes or in colonized communities particularly when several groups of people without a common lingua franca are forced to communicate in the presence of a dominant language. Creole languages therefore often include lexical items and grammatical features from multiple contact languages. Usually, one dominant language that is also referred to as the lexifier language contributes a majority of the vocabulary. Creole languages are classified based on their geographical location and are further grouped according to their main lexifier languages, their presumed origins, and the major contact languages.

3.4 Indo-European

Afrikaans is the only Indo-European language spoken in Africa. Indo-European languages were originally domiciled in Europe, Iran, Turkey, Western Asia and India (Clackson, 2007; Eberhard et al., 2021). However, due migration, Indo-European

languages are spoken around the world. In 2003, over 2.5 billion people spoke an Indo-European language (Clackson, 2007).

3.5 Khoe-Kwadi

Khoe-Kwadi, also known as Khoisan languages, consists of languages that have click sounds (Honken, 2020). Many of these languages that also referred to as Khoisan languages have become extinct due to the relics of colonization. This made foreign languages more prestigious (Adebara and Abdul-Mageed, 2022). Khoisan, consists of three distinct language families: !Ui (also known as Northern Khoisan), Khoe (also known as Central Khoisan), and Tuu (also known as Southern Khoisan), Kwadi in Angola, as well as two languages spoken in Tanzania, Hadza and Sandawe (Honken, 2020).

3.6 Niger-Congo

Niger-Congo also referred to as Niger-Kordofanian is the largest language family in Africa (Good, 2020), consisting of the highest number of languages and speakers. Niger-Congo languages spread across sub-Saharan Africa, with Benue-Congo, including Bantu languages dominating the southern part of the continent. Niger-Congo languages are quite varied, especially with respect to

their degree of morphological elaboration. This is also true of Benue-Congo, with some of its languages having an isolating morphological character and others showing extensive agglutinating morphology.

3.7 Nilo-Saharan

Nilo-Saharan is subdivided into four branches that include NorthEastern, Central Sudanic and two disputed branches - Songhay and Koman (Dimmendaal et al., 2019; Dimmendaal, 2020). These branches are further divided into other subgroups, languages, and dialects. Nilo-Saharan languages are spoken predominantly by eastern and central African pastoralists, and includes in its main Chari-Nile branch the Central Sudanic and Eastern Sudanic (also called Nilotic) languages.

4 SERENGETI

4.1 Pretraining Data

SERENGETI is pretrained using 42GB of data comprising a multi-domain, multi-script collection of texts that we manually curate. The pretraining data covers 517 African languages and the 10 most spoken languages globally (i.e., Arabic, English, French, German, Greek, Italian, Portuguese, Russian, Spanish, and Turkish). The multi-domain data contains texts from religious, news, government documents, health, and internet crawls written in 5 scripts from the set $\{Arabic, Coptic, Ethiopic, Latin, and Vai\}$.

Religious Domain. Our religious data is taken from online Bibles, Qurans, and data crawled from the Jehovah’s witness website. We also include religious texts from the book of Mormon.

News Domain We collect data from online newspapers (Adebara and Abdul-Mageed, 2022) and news sites such as Voice of America, Voice of Nigeria, BBC, Global voices, and DW news sites. We collect local newspapers from 27 languages from across Africa.

Government Documents. We collect government documents South African Centre for Digital Language Resources (SADiLaR), and the Universal Declaration of human rights (UDHR) in multiple languages.

Health Documents. We collect multiple health documents from the Department of Health, State Government of Victoria, Australia. We collect documents in Amharic, Dinka, Harari, Oromo, Somali, Swahili, and Tigrinya.

Existing Corpora. We collect corpora available on the web for different African languages, including from Project Gutenberg for Afrikaans, South African News data. for Sepedi and Setswana, OSCAR (Abadji et al., 2021) for Afrikaans, Amharic, Somali, Swahili, Oromo, Malagasy, and Yoruba. We also used Tatoeba for Afrikaans, Amharic, Bemba, Igbo, Kanuri, Kongo, Luganda, Malagasy, Sepedi, Ndebele, Kinyarwanda, Somali, Swahili, Tsonga, Xhosa, Yoruba, and Zulu; Swahili Language Modelling Data for Swahili; Ijdtuse corpus for Hausa; Data4Good corpora for Luganda, CC-100 for Amharic, Fulah, Igbo, Yoruba, Hausa, Tswana, Lingala, Luganada, Afrikaans, Somali, Swahili, Swati, North Sotho, Oromo, Wolof, Xhosa, and Zulu; Afriberta-Corpus for Afaan / Oromo, Amharic, Gahuza, Hausa, Igbo, Pidgin, Somali, Swahili, Tigrinya and Yoruba; mC4 for Afrikaans, Amharic, Hausa, Igbo, Malagasy, Chichewa, Shona, Somali, Sepedi, Swahili, Xhosa, Yoruba and Zulu.

4.2 Preprocessing

To prepare the raw data for pretraining, we perform light preprocessing to retain a faithful representation of the naturally occurring text. Specifically, we ensure that images and non-text materials are not in our dataset We do not perform any further preprocessing of the data before splitting the text off to wordPieces. For tokenization, we use the WordPiece tokenizer compatible with Electra (Chi et al., 2021) and XLM-R (Conneau et al., 2020), respectively.

4.3 Vocabulary

We experiment with two vocabulary sizes. Specifically, we use 110k and 250K on all models.

4.4 Training Procedure

Electra. We train Electra (Chi et al., 2021) style models for 40 epochs using the two vocabulary sizes and a batch size of 512. We also experiment with *no-diacritics* and *with-diacritics* settings. We further pretrain these models on new monolingual data covering 27 languages (already existing languages in our models) after 20 epochs. For the top ten foreign languages, we randomly select 1M paragraphs from Wikipedia for each language.

XLM-R. Apart from the Electra models, we also experiment with XLM-R base models. Our XLM-R models have better performance compared with

the Electra models. We pretrain XLM-R only on diacritized text since initial experiments we observed that removing diacritics negatively impacts performance.

5 AfroNLU Benchmark

We perform extensive tests of the utility of our LMs on ten downstream task clusters. For our benchmark, we have data representing seven tasks from 20 different existing datasets. We test our SERENGETI on more tasks than any other other model covering any number of African languages. We provide a detailed comparison of benchmarks from other models in Table 4. We now describe each of the seven tasks.

5.1 Named Entity Recognition (NER)

We evaluate our models on NER datasets across multiple languages. We used MasakhaNER data (Ifeoluwa Adelani et al., 2021), WikiAnn (Pan et al., 2017; Rahimi et al., 2019), Yoruba-Twi NER data (Alabi et al., 2020), Distance Supervision NER (DS NER) Data (Hedderich et al., 2020) and multiple NER data from SADiLaR. For our experiments, we use the region aggregates on MasakhaNER. Specifically, we use MasakhaNER-east, MasakhaNER-west, and MasakhaNER-eastwest. MasakhaNER-east includes NER data for Amharic, Kinyawanda, Luganda, Luo, and Swahili. MasakhaNER-west includes NER data for Hausa, Igbo, Nigerian-Pidgin, Wolof, and Yoruba. MasakhaNER-eastwest, on the other hand, includes a combination of MasakhaneNER-east and MasakhaneNER-west. Data from SADiLaR cover ten indigenous South African languages and is annotated for person, organisation, location, and miscellaneous named entities. Where miscellaneous named entities refer to all rigid designators that do not fall into one of the other categories, including temporal expressions (dates and times), URLs, numerical expressions, publications, names of languages, nationalities, among others. We provide detailed statistics of the datasets in Table 3.

5.2 Part of Speech Tagging

We test our models on POS tagging datasets for various languages. We use data from Masakhane-Wazobia, IgboNLP (Onyenwe et al., 2018, 2019), and SADiLaR. The dataset from Masakhane-Wazobia provides POS tags for words in isolation. In Table 3, we provide the statistical details for

each dataset we use.

5.3 Sentiment Analysis

We finetune our model on three sentiment analysis datasets, including Bambara Sentiment dataset (Diallo et al., 2021), YOSM: A new Yorùbá Sentiment Corpus for Movie Reviews (Shode et al., 2022), and the Nigerian Pidgin sentiment dataset (Oyewusi et al., 2020), respectively. We show the statistics of these datasets in Table 3.

5.4 Phrase Chunks

We evaluate our models on phrase chunks datasets for ten Indigenous languages of South Africa. Table 3 offers statistics of the datasets we use. The data has annotations for noun, verb, adjective, adverbial, and prepositional phrase chunks. Words not belonging to these phrase types are labelled with o .

5.5 News classification

We use news classification datasets for Amharic (Azime and Mohammed, 2021), Kinyarwanda (Niyongabo et al., 2020), Kirundi (Niyongabo et al., 2020), and Swahili (David, 2020a,b). The Amharic dataset contains six classes - news, sport, politics, international news, business, and entertainment. The Swahili dataset also has six categories including local news, international, finance, health, sports, and entertainment. The datasets for Kinyarwanda and Kirundi have 14 and 12 categories each. Each category is labelled with a number starting from one through 14 for Kinyarwanda and one through 12 for Kirundi (Niyongabo et al., 2020). The categories are (1) politics, (2) sports, (3)economy, (4) health, (5) entertainment, (6) history, (7) technology, (8) tourism, (9) culture, (10) fashion (11) religion, (12) environment, (13) education, and (14) relationship. Table 3 contains statistics of the datasets we use.

5.6 Topic classification

We include topic classification datasets for Yorùbá and Hausa (Hedderich et al., 2020). The Yorùbá and Hausa datasets contain news titles collected from VOA Hausa and BBC Yorùbá news sites. The Yorùbá dataset has seven topics - Nigeria, Africa, world, entertainment, health, sports, and politics, while the Hausa dataset is categorized into five topics - Nigeria, Africa, world, health, and politics. In 3, we provide details about the data split sizes.

Cluster	Task	Languages	TRAIN	DEV	TEST
NER	masakaner-v1*	amh, hau, ibo, kin, lug, luo, pcm, swh, wol, yor	443,692	60,515	134,126
	masakaner-v2*	bam, bbj, ewe, fon, hau, ibo, kin, lug, mos, nya, pcm, sna, swa, tsn, twi, wol, xho, yor, zul	2,537,792	362,837	726,830
	masakaner-east*	amh, kin, lug, luo, swh	162,388	21,206	46,407
	masakaner-eastwest*	amh, hau, ibo, kin, lug, luo, pcm, swh, wol, yor	416,113	56,512	126,176
	masakaner-west*	hau, ibo, pcm, wol, yor	253,725	35,306	79,769
	nchlt-ner*	afr, nbl, nso, sot, ssw, tsn, tso, ven, xho, zul	1,749,372	219,703	215,616
	yoruba-twi-ner*	yor	20,237	2,811	5,471
wikiann*	afr, amh, ibo, mlg, kin, som, swh, yor	9,244	9,240	9,424	
Phrase Chunking	phrase-chunk*	afr, nso, sot, ssw, tsn, tso, ven, zul	107,492	12,972	13,389
POS	igbo-pos*	ibo	756,775	94,692	95,048
News	amharic-news [†]	amh	41,185	5,148	5,149
	kinnews [†]	kir	15,308	1,701	4,254
	kirnews [†]	run	3,320	369	923
	swahili-news-v0.2 [†]	swh	19,986	2,221	7,338
Sentiment Analysis	bambara-v2 [†]	bam	2,436	305	305
	pidgin-tweet [†]	pcm	11,200	1,400	1,400
	yosm [†]	yor	800	200	500
Topic	hausa-topic [†]	hau	2,045	290	582
	yoruba-topic [†]	yor	1,340	189	379
QA	qa-swahili [†]	swh	49,881	5,077	499

Table 3: Distribution of AfroNLU datasets. * indicates that datasize is measured at token level. † indicates data size measured at sentences level.

Tasks	AfriBERTa	Afro-XLMR	KinyaBERT	Serengeti
NER	✓	✓	✓	✓
PC	—	—	—	✓
POS	—	—	—	✓
NC	✓	✓	—	✓
SA	—	✓	—	✓
TC	—	✓	✓	✓
QA	—	—	—	✓
LID	—	—	—	✓
GLUE	—	—	✓	—

Table 4: Tasks evaluation comparison across different African language MLMs NER: named entity recognition, PC: phrase chunking, POS: part of speech, NC: news classification, SA: sentiment analysis, TC: topic classification, QA: question answering, LID: language identification.

5.7 Question Answering

We use **TYDIA** question answering dataset (Clark et al., 2020a). The dataset has a primary task and a gold passage task. The primary task has two tasks: a passage selection task and a minimal answer span task. For the passage selection task, a list of passages is given and the required response is either the index of the passage where the answer to the question is or null, if no answer exists in the passage. The minimal answer span task on the other hand gives a full article and the expected answer is

either the start and end byte indices of the minimal span that answers the question, yes or no response, or null, if no minimal answer exist. For the gold passage task, a correct answer is predicted from a passage containing one answer. This is similar to existing reading comprehension. We use the Kiswahili dataset alone, since it is the only African language in the dataset. Details about the data splits can be found in 3.

5.8 Other Evaluation (Language Identification)

In this phase of evaluation, we evaluate on the task of language identification. Language identification (LID) focuses on identifying the human language a piece of text or speech segment belongs to, making automatic LID an important first step in processing human language appropriately (Tjandra et al., 2021; Thara and Poornachandran, 2021). We use datasets from AfroLID (Adebara et al., 2022) for this task. AfroLID data is a multi-genre, multi-script dataset for 517 African languages. We compare the performance of AfroLID data on our models with performance on AfroLID tool. To ensure a fair comparison, the data used for AfroLID is completely different from the data used for SERENGETI.

6 Experimental Setup and Evaluation

We evaluate SERENGETI on seven task clusters in the benchmark, and report results on Dev and Test sets in Tables 7 and 5, respectively. For each task cluster, we finetune for a maximum of 25 epochs with a patience value of five. We compare results from SERENGETI, SERENGETI-E110, and SERENGETI-E250 with XLMR, mBERT, Afro-XLMR, and AfriBERTa. We report the results of each experiment as an average of three runs, showing the standard deviation. We also evaluate SERENGETI on language identification in Table 8.

For each multilingual dataset in each task, we show evaluation results per language, comparing the performance of various models. We do this to ensure that model performance on each language is clearly understood rather than obscure. We also provide justification for performance based on linguistic knowledge of the languages evaluated upon 7.

6.1 Named Entity Recognition (NER)

Of the eight tasks in our NER cluster, seven are multilingual datasets. We show the performance of SERENGETI on each language in each task. SERENGETI sets a new SOTA on six out of eight tasks on the NER cluster. We find the lowest F_1 across all models are reported on NCHLT and Yoruba-Twi datasets on both Dev. and Test clusters. Although SERENGETI attains the best performance on NCHLT-ner for the Dev. set and on both tasks for Test set. We assume the results on NCHLT may be due to similar vocabulary items with different named entity tags across the various South African languages in the dataset. For the Yoruba-Twi datasets, however, we assume that tone-marking on Yoruba data significantly increases ambiguity for named entity disambiguation when compared with other languages.

6.2 Phrase Chunking

SERENGETI outperforms all models on the phrase chunking task in the Dev. and Test sets.

6.3 Part of Speech (POS)

In the POS tagging task, SERENGETI outperformed all other models in the Dev. and Test sets.

6.4 News Classification

Our news classification cluster includes four tasks from which SERENGETI outperformed other models on two (on Dev) and three tasks (on Test). Our SERENGETI-E110 outperforms SERENGETI on one task in Dev and Test sets. We do not report SOTA results for Amharic, Kirnews, and Kinnews datasets because their SOTA results are reported as accuracy measures and are not comparable to our results.

6.5 Sentiment Analysis

SERENGETI-E250 outperformed other models on one out of three tasks in our sentiment analysis cluster. Afro-XLMR and AfriBERTa outperforms other models on one each.

6.6 Topic Classification

AfriBERTa outperforms other models on both tasks in our topic classification cluster. SERENGETI’s performance comes second place after AfriBERTa.

7 Typology Evaluation

This analysis is motivated by the competitive results we report in zero-shot settings for XLMR, mBERT, Afro-XLMR, and AfriBERTa on certain languages. Specifically, we wanted to investigate the influence of linguistic similarity between languages used in training and those used in zero-shot settings. To do this, we measure the Jaccard similarity between the African languages used in training each model and the languages used in zero-shot settings. This analysis thus involves similarity measures between 30 languages, which is a superset of all languages used for training and zero-shot settings on all models.²

Afro-Asiatic. Our Afroasiatic family consist of Amharic, Hausa, Oromo, Somali, and Tigrinya. Figure 1 shows the relationship between these languages.

Austronesian. Malagasy is the only language in the Austronesian family. We show the family information in Figure 2

Creole Nigerian Pidgin is an English-based creole in our downstream task. It is the only creole represented in our downstream task. We show the family information in Figure 3

Indo-European Afrikaans is the only Indo-European language of Africa. Figure 4 shows the

²We will add results of this analysis to the next version of this paper.

Cluster	Task	SOTA	XLMR	mBERT	Afro-XLMR	AfriBERTa	Serengeti-E110	Serengeti-E250	Serengeti
NER	masakaner-v1	84.80 ± 0.3 ‡ ‡ ‡	81.41 ± 0.26	78.57 ± 0.53	84.16 ± 0.45	81.42 ± 0.30	81.23 ± 0.32	81.54 ± 0.68	84.53 ± 0.56
	masakaner-v2	87.00 ± 1.2 ‡ ‡ ‡	87.17 ± 0.18	84.82 ± 0.96	88.69 ± 0.12	86.22 ± 0.06	86.57 ± 0.27	86.69 ± 0.29	88.86 ± 0.25
	masakaner-east	80.62*	80.38 ± 0.56	78.33 ± 1.25	83.02 ± 0.31	79.31 ± 0.92	80.53 ± 0.71	81.26 ± 0.68	83.75 ± 0.26
	masakaner-eastwest	82.34*	82.85 ± 0.38	82.37 ± 0.90	86.31 ± 0.30	82.98 ± 0.44	82.90 ± 0.49	83.67 ± 0.44	85.94 ± 0.27
	masakaner-west	83.11*	82.85 ± 0.79	83.99 ± 0.39	86.78 ± 0.44	84.08 ± 0.32	82.06 ± 0.67	83.45 ± 0.81	86.27 ± 0.94
	nchlt-ner	—	71.41 ± 0.07	70.58 ± 0.26	72.27 ± 0.14	68.74 ± 0.29	64.46 ± 0.37	64.42 ± 0.24	73.18 ± 0.24
	yoruba-twi-ner	—	61.18 ± 2.19	70.37 ± 0.61	58.48 ± 1.85	69.24 ± 3.05	61.77 ± 1.24	57.99 ± 2.61	71.25 ± 1.73
	wikiann	—	83.82 ± 0.39	82.65 ± 0.77	86.01 ± 0.83	83.05 ± 0.20	83.17 ± 0.54	84.85 ± 0.53	85.83 ± 0.94
Phrase Chunking	phrase-chunk	—	88.86 ± 0.18	88.65 ± 0.06	90.12 ± 0.12	87.86 ± 0.20	90.39 ± 0.21	89.93 ± 0.33	90.51 ± 0.04
POS	igbo-pos	—	85.50 ± 0.08	85.42 ± 0.13	85.39 ± 0.21	85.43 ± 0.05	85.50 ± 0.16	85.61 ± 0.13	85.54 ± 0.08
News	amharic-news	—	84.97 ± 0.55	59.01 ± 1.47	86.18 ± 0.85	86.54 ± 1.20	86.50 ± 0.71	86.34 ± 0.30	86.82 ± 0.72
	kinnews	—	76.58 ± 0.70	77.45 ± 0.43	79.13 ± 0.53	80.40 ± 1.50	81.43 ± 1.02	80.38 ± 1.36	79.80 ± 0.68
	kirnews	—	57.18 ± 3.44	74.71 ± 2.56	87.67 ± 0.92	89.59 ± 0.27	78.75 ± 3.24	86.60 ± 1.28	87.53 ± 2.31
	swahili-news-v0.2	—	87.50 ± 0.91	85.12 ± 0.93	87.49 ± 1.26	87.91 ± 0.36	87.33 ± 0.28	86.12 ± 1.30	88.24 ± 0.99
Sentiment Analysis	bambara-v2	64.00 [†]	47.17 ± 1.83	64.56 ± 1.71	59.40 ± 0.56	65.06 ± 2.08	65.07 ± 2.59	65.76 ± 2.02	63.36 ± 3.31
	pidgin-tweet	—	70.42 ± 0.68	68.59 ± 0.47	71.40 ± 0.51	69.19 ± 0.97	71.06 ± 0.39	70.46 ± 1.02	69.74 ± 0.92
	yosm	87.20 [‡]	85.57 ± 1.09	85.25 ± 0.25	87.46 ± 0.42	88.66 ± 0.23	86.86 ± 0.95	85.58 ± 1.51	87.86 ± 0.81
Topic	hausa-topic	48.52 ^{††}	85.80 ± 1.45	81.38 ± 0.42	88.67 ± 0.30	92.59 ± 0.69	88.52 ± 1.31	89.07 ± 0.95	89.93 ± 0.49
	yoruba-topic	54.93 ^{††}	54.69 ± 2.89	71.79 ± 1.43	75.13 ± 1.40	81.79 ± 0.66	65.22 ± 4.72	66.34 ± 4.09	79.87 ± 1.61
QA	qa-swahili	81.90 ^{‡‡}	82.79 ± 1.93	83.40 ± 0.78	79.94 ± 0.39	57.3 ± 1.8	79.76 ± 0.52	81.25 ± 1.33	80.01 ± 0.78
AfroNLU Score			76.91	77.85	81.09	80.37	79.45	79.87	82.44

Table 5: Performance of models on AfroNLU benchmark TEST datasets. (F_1) score is the evaluation metric. Our model (Serengeti) is statistically significant outperform AfriBERTa (the 2nd in row) on 13/18 tasks and achieve SOTA on 9/18 tasks. **SOTA** as reported on *(Ifeoluwa Adelani et al., 2021), [†](Diallo et al., 2021), [‡](Shode et al., 2022), ^{††}(Hedderich et al., 2020) and ^{‡‡}(Clark et al., 2020a), ^{‡ ‡ ‡}(Adelani et al., 2022). We use a dash (-) to represent tasks without a known SOTA.

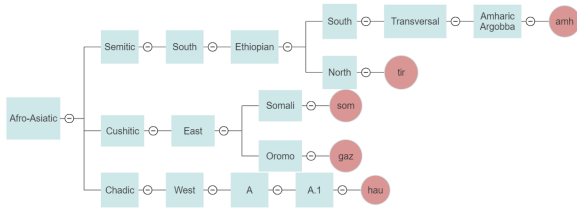


Figure 1: Afro-Asiatic languages in SERENGETI. Amharic (amh), Hausa (hau), Oromo (gaz), Somali (som) and Tigrinya (tir) are presented in red circles.

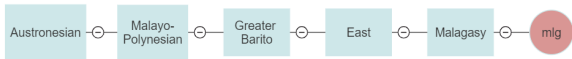


Figure 2: Austroneasean language family consisting of Malagasy (mlg).

genetic information.

Niger Congo Our Niger Congo family includes Bambara, Chichewa, Igbo, isiXhosa, isiZulu, Kirundi, Kinyawanda, Luganda, Luo, Ndebele, Sepedi, Sesotho, Siswati, Tswana, Tsonga, Shona, Swahili, Venda, Wolof, and Yoruba. Relationship between these languages is captured in Figure 5

Nilo Saharan Luo is the only Nilo Saharan language in our benchmark. The genetic information for this language is shown in Figure 6



Figure 3: Creole language family consisting of Nigerian Pidgin (pcm).

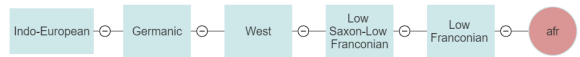


Figure 4: Indo-European language family consisting of Afrikaans (afr).

8 Conclusion

We reported our efforts to develop SERENGETI, a suite of three massively multilingual language models for African NLP. SERENGETI outperforms 4 MLMs on 11 datasets across 8 tasks. We provide extensive evaluations of model outputs including zero-shot performance of the MLMs. We also show the role of mutual intelligibility on cross-lingual transfer in the zero-shot settings.

Acknowledgements

We gratefully acknowledge support from Canada Research Chairs (CRC), the Natural Sciences and Engineering Research Council of Canada (NSERC;

Cluster	Task	Lang.	XLMR	mBERT	Afro-XLMR	AfriBERTa	Serengeti
Named Entity Recognition (NER)	masakaner-v1	amh	73.98 \pm 0.64	0.0 \pm 0.0	77.38 \pm 0.47	69.61 \pm 0.76	74.26 \pm 0.54
		hau	91.39 \pm 0.24	88.25 \pm 0.42	91.92 \pm 0.86	91.12 \pm 0.37	92.03 \pm 0.59
		ibo	84.55 \pm 0.15	84.44 \pm 0.97	87.51 \pm 0.92	87.95 \pm 0.54	87.82 \pm 0.63
		kin	73.54 \pm 0.35	71.02 \pm 1.34	78.46 \pm 0.34	75.07 \pm 0.51	78.56 \pm 0.34
		lug	78.65 \pm 1.25	79.07 \pm 2.01	82.11 \pm 0.99	77.84 \pm 0.4	84.61 \pm 0.4
		luo	74.28 \pm 1.87	74.47 \pm 0.08	75.20 \pm 1.23	70.76 \pm 1.57	77.28 \pm 1.61
		pcm	88.89 \pm 0.56	88.88 \pm 0.91	90.07 \pm 0.18	87.65 \pm 0.43	89.65 \pm 0.63
		swa	87.68 \pm 0.98	86.12 \pm 0.5	87.77 \pm 0.1	87.72 \pm 0.13	88.08 \pm 0.13
		wol	63.4 \pm 0.68	64.25 \pm 1.66	68.09 \pm 1.65	60.9 \pm 1.69	66.26 \pm 1.47
	yor	78.97 \pm 0.93	79.45 \pm 0.36	83.76 \pm 0.34	79.89 \pm 0.89	83.08 \pm 1.18	
	masakaner-v2	bam	80.66 \pm 0.99	79.2 \pm 1.43	81.04 \pm 0.31	78.55 \pm 0.42	82.11 \pm 0.53
		bbj	72.82 \pm 1.07	62.44 \pm 0.59	73.31 \pm 0.74	71.97 \pm 1.61	73.66 \pm 0.87
		ewe	88.54 \pm 0.23	84.19 \pm 1.12	89.58 \pm 0.54	86.97 \pm 0.4	89.75 \pm 0.14
		fon	82.34 \pm 0.09	77.87 \pm 0.47	82.62 \pm 0.73	78.66 \pm 0.39	82.86 \pm 0.53
		hau	86.09 \pm 0.61	82.66 \pm 1.46	87.29 \pm 0.67	86.14 \pm 0.38	87.33 \pm 0.62
		ibo	89.67 \pm 0.28	84.04 \pm 1.09	91.99 \pm 0.11	91.56 \pm 0.36	92.28 \pm 0.21
		kin	84.04 \pm 0.48	83.53 \pm 0.81	86.51 \pm 0.3	83.22 \pm 0.25	86.38 \pm 0.35
		lug	86.18 \pm 0.22	85.78 \pm 1.41	88.17 \pm 0.56	85.32 \pm 0.49	89.24 \pm 0.37
		mos	74.55 \pm 0.65	67.75 \pm 1.84	75.25 \pm 0.71	69.95 \pm 0.89	73.74 \pm 1.62
		nya	90.23 \pm 0.14	88.6 \pm 0.65	91.84 \pm 0.23	88.83 \pm 0.11	91.29 \pm 0.19
		pcm	89.11 \pm 0.1	87.90 \pm 1.0	89.27 \pm 0.4	87.81 \pm 0.45	88.77 \pm 0.37
		sna	94.15 \pm 0.19	93.06 \pm 0.75	95.35 \pm 0.16	93.51 \pm 0.32	95.92 \pm 0.2
		swa	92.37 \pm 0.05	91.09 \pm 0.33	93.06 \pm 0.14	92.43 \pm 0.11	92.87 \pm 0.33
		tsn	85.69 \pm 0.89	85.02 \pm 0.85	88.24 \pm 0.26	83.58 \pm 0.79	88.43 \pm 0.1
	twi	79.60 \pm 1.45	78.05 \pm 2.3	79.94 \pm 1.6	75.35 \pm 0.81	80.25 \pm 1.1	
	wol	85.14 \pm 0.34	83.65 \pm 1.11	84.60 \pm 0.4	81.68 \pm 0.38	85.97 \pm 0.43	
	xho	87.6 \pm 0.15	86.24 \pm 1.2	89.59 \pm 0.37	86.18 \pm 0.17	88.76 \pm 0.76	
	yor	86.56 \pm 0.36	83.45 \pm 1.63	88.91 \pm 0.27	87.45 \pm 0.17	87.99 \pm 0.61	
	zul	86.32 \pm 0.6	84.16 \pm 1.75	89.75 \pm 0.16	84.9 \pm 0.27	90.41 \pm 0.24	
	nchlt-ner	afr	80.68 \pm 0.75	80.08 \pm 0.29	80.55 \pm 0.11	74.5 \pm 0.64	81.57 \pm 0.59
		nbl	74.64 \pm 0.66	73.48 \pm 0.18	75.26 \pm 0.28	72.28 \pm 0.67	77.13 \pm 0.67
		nso	77.0 \pm 1.23	78.75 \pm 0.45	80.13 \pm 0.51	75.45 \pm 1.09	80.69 \pm 0.64
sot		54.71 \pm 1.51	54.68 \pm 0.49	55.57 \pm 0.2	54.09 \pm 0.98	56.26 \pm 1.52	
ssw		71.75 \pm 0.65	71.24 \pm 0.75	72.35 \pm 1.02	69.38 \pm 0.58	73.37 \pm 0.82	
tsn		77.02 \pm 0.22	76.35 \pm 0.47	77.68 \pm 0.96	73.89 \pm 1.41	79.05 \pm 0.75	
tso		74.24 \pm 0.08	72.95 \pm 0.67	74.85 \pm 0.43	71.05 \pm 0.9	75.13 \pm 0.31	
ven		64.06 \pm 0.31	63.11 \pm 1.27	64.39 \pm 0.36	63.24 \pm 1.26	65.42 \pm 0.76	
xho		70.77 \pm 2.45	68.54 \pm 1.44	72.37 \pm 0.39	67.00 \pm 1.27	72.92 \pm 0.29	
zul	69.44 \pm 0.62	67.74 \pm 1.46	70.28 \pm 0.49	67.17 \pm 0.15	71.20 \pm 0.44		
Wikiann	amh	57.76 \pm 0.45	33.96 \pm 1.83	64.27 \pm 1.91	60.16 \pm 2.83	68.11 \pm 1.75	
	ibo	73.6 \pm 1.32	70.83 \pm 1.86	73.93 \pm 1.12	76.14 \pm 1.42	75.73 \pm 2.78	
	kin	69.67 \pm 2.07	77.35 \pm 4.47	82.24 \pm 2.17	79.8 \pm 1.06	79.78 \pm 1.78	
	swh	88.09 \pm 0.32	88.00 \pm 0.28	88.83 \pm 0.47	86.13 \pm 0.2	89.16 \pm 0.35	
	yor	83.8 \pm 2.06	81.96 \pm 0.88	87.96 \pm 1.24	82.77 \pm 0.23	85.00 \pm 2.42	
Phrase Chunking	phrase-chunk	afr	95.34 \pm 0.16	95.68 \pm 0.30	95.13 \pm 0.06	90.22 \pm 0.81	96.01 \pm 0.14
		nso	96.57 \pm 0.61	96.85 \pm 0.55	98.36 \pm 0.2	96.47 \pm 0.14	98.28 \pm 0.1
		sot	82.93 \pm 0.38	83.08 \pm 0.78	85.28 \pm 0.61	82.18 \pm 0.93	85.69 \pm 0.76
		ssw	82.9 \pm 1.03	81.91 \pm 0.47	84.73 \pm 0.18	83.24 \pm 0.11	83.45 \pm 0.12
		tsn	92.77 \pm 0.16	92.64 \pm 0.66	94.11 \pm 0.49	92.71 \pm 0.42	94.03 \pm 0.19
		tso	86.42 \pm 0.46	86.90 \pm 0.31	87.39 \pm 0.18	86.73 \pm 0.95	89.32 \pm 0.43
		ven	92.31 \pm 0.45	90.47 \pm 0.32	92.42 \pm 0.68	92.02 \pm 0.33	92.54 \pm 0.21
		zul	87.30 \pm 0.26	87.29 \pm 1.04	88.67 \pm 0.66	85.74 \pm 0.55	90.05 \pm 0.81

Table 6: Performance of MLMs on each language in each task. (F_1) score is the evaluation metric. We use **Red** highlights to indicate languages in zero-shot setting.

Cluster	Task	SOTA	XLMR	mBERT	Afro-XLMR	AfriBERTa	Serengeti-E110	Serengeti-E250	Serengeti
NER	masakaner-v1	84.8 \pm 0.3	85.59 \pm 0.20	82.82 \pm 0.10	87.79 \pm 0.33	85.19 \pm 0.08	86.11 \pm 0.27	86.42 \pm 0.26	88.82 \pm 0.18
	masakaner-v2	85.7 \pm 0.1*	87.00 \pm 0.12	85.07 \pm 0.83	87.46 \pm 0.06	86.19 \pm 0.11	86.51 \pm 0.22	86.81 \pm 0.24	88.98 \pm 0.20
	masakaner-east	—	83.52 \pm 1.03	82.85 \pm 0.42	87.28 \pm 0.68	83.33 \pm 0.56	85.64 \pm 0.50	87.12 \pm 0.62	88.09 \pm 0.57
	masakaner-eastwest	—	87.70 \pm 0.30	87.29 \pm 0.33	89.34 \pm 0.07	87.77 \pm 0.34	88.14 \pm 0.26	88.96 \pm 0.15	90.38 \pm 0.17
	masakaner-west	—	89.77 \pm 0.53	90.28 \pm 0.46	89.97 \pm 0.23	89.36 \pm 0.46	88.24 \pm 0.52	89.44 \pm 0.56	91.58 \pm 0.08
	nchlt-ner	—	72.19 \pm 0.13	71.44 \pm 0.07	73.22 \pm 0.2	69.25 \pm 0.25	65.67 \pm 0.07	65.86 \pm 0.16	73.81 \pm 0.18
	yoruba-twi-ner-wikiann	—	57.40 \pm 2.51	75.35 \pm 0.78	68.02 \pm 2.01	82.40 \pm 0.04	65.6 \pm 2.87	62.45 \pm 1.04	79.68 \pm 1.42
Phrase Chunking	phrase-chunk	—	90.41 \pm 0.10	89.62 \pm 0.24	91.54 \pm 0.24	89.47 \pm 0.22	91.99 \pm 0.02	91.70 \pm 0.27	92.01 \pm 0.18
POS	igbo-pos	—	85.40 \pm 0.04	85.31 \pm 0.16	85.23 \pm 0.26	85.35 \pm 0.07	85.39 \pm 0.14	85.54 \pm 0.12	85.36 \pm 0.18
News	amharic-news	—	85.83 \pm 0.56	60.83 \pm 0.91	85.97 \pm 0.34	87.03 \pm 0.35	86.37 \pm 0.42	86.13 \pm 0.20	86.84 \pm 0.32
	kinnews	—	76.5 \pm 0.91	77.98 \pm 0.41	79.15 \pm 0.57	78.21 \pm 0.41	80.09 \pm 0.68	79.54 \pm 1.00	79.32 \pm 1.49
	kinnews	—	53.77 \pm 2.54	66.87 \pm 1.48	86.77 \pm 1.49	86.72 \pm 0.21	73.63 \pm 6.66	83.18 \pm 1.3	85.39 \pm 2.73
	swahili-news-v0.2	—	88.43 \pm 0.31	85.28 \pm 0.21	88.89 \pm 0.58	88.76 \pm 0.82	88.09 \pm 1.02	86.97 \pm 1.31	89.29 \pm 0.74
Sentiment Analysis	bambara-v2	—	46.22 \pm 1.94	65.00 \pm 2.00	62.81 \pm 1.35	60.19 \pm 1.61	60.50 \pm 0.94	63.90 \pm 3.5	63.17 \pm 0.51
	pidgin-tweet	—	69.99 \pm 0.41	69.00 \pm 0.44	71.41 \pm 0.16	69.47 \pm 0.84	69.98 \pm 0.35	69.64 \pm 0.23	68.27 \pm 1.11
	yosm	—	81.18 \pm 1.63	83.99 \pm 0.49	85.50 \pm 0.87	87.47 \pm 0.53	85.33 \pm 0.76	83.00 \pm 1.32	84.83 \pm 2.93
Topic	hausa-topic	—	84.75 \pm 1.88	83.48 \pm 1.52	87.83 \pm 0.53	88.41 \pm 0.49	87.50 \pm 0.11	88.21 \pm 0.61	89.52 \pm 1.11
	yoruba-topic	—	64.37 \pm 3.15	82.81 \pm 1.56	86.60 \pm 1.21	85.74 \pm 2.23	78.11 \pm 4.55	73.07 \pm 3.38	83.58 \pm 1.68
AfroNLU Score			77.77	79.54	82.96	80.92	80.03	80.43	83.04

Table 7: Performance of models on AfroNLU benchmark DEV datasets. (F_1) score is the evaluation metric. In QA task, we train the models on English squad TRAIN and DEV datasets, for this reason we exclude the QA from AfroNLU DEV datasets. We use a dash (-) for tasks without a known SOTA.

Task	AfroLID	Serengeti
DEV	96.14*	97.64 \pm 0.02
TEST	95.95*	97.41 \pm 0.02

Table 8: Performance of our best model (Serengeti) on African languages identification DEV and TEST datasets. (F_1) score is the evaluation metric. *AfroLID results as reported on (Adebara et al., 2022).

	AfroLID	Serengeti
Amharic (amh)	97.00	99.50
Hausa (hau)	89.00	98.09
Igbo (ibo)	46.00	95.28
Nigerian Pidgin (pcm)	56.00	77.73
Swahili (swh)	96.00	98.66
Yoruba (yor)	82.00	98.96

Table 9: Comparison between AfroLID (Adebara et al., 2022) and Serengeti on AfriSenti DEV dataset.

RGPIN-2018-04267), the Social Sciences and Humanities Research Council of Canada (SSHRC; 435-2018-0576; 895-2020-1004; 895-2021-1008), Canadian Foundation for Innovation (CFI; 37771), Digital Research Alliance of Canada,³ UBC ARC-Sockeye,⁴ Advanced Micro Devices, Inc. (AMD), and Google. Any opinions, conclusions or recommendations expressed in this material are those of the author(s) and do not necessarily reflect the views of CRC, NSERC, SSHRC, CFI, CC, AMD, Google, or UBC ARC-Sockeye.

³<https://alliancecan.ca>

⁴<https://arc.ubc.ca/ubc-arc-sockeye>

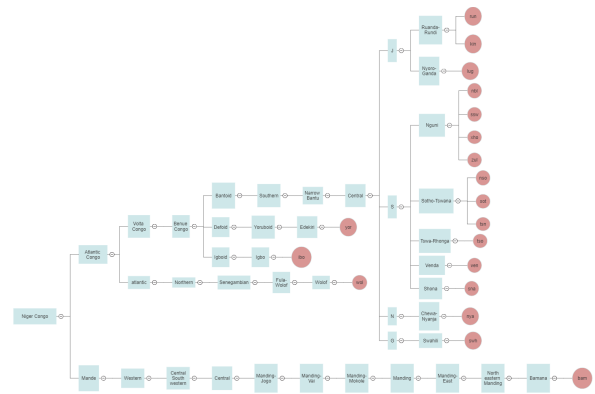


Figure 5: Niger Congo language family.



Figure 6: Nilo-Saharan language family with Luo (luo)

References

- UNESCO [64661]. State of the art - indigenous languages in research webinar: concept note and agenda, 20 may 2022.
- Julien Abadji, Pedro Javier Ortiz Suárez, Laurent Romary, and Benoît Sagot. 2021. Ungoliant: An optimized pipeline for the generation of a very large-scale multilingual web corpus. Proceedings of the Workshop on Challenges in the Management of Large Corpora (CMLC-9) 2021. Limerick, 12 July 2021 (Online-Event), pages 1 – 9, Mannheim. Leibniz-Institut für Deutsche Sprache.
- Ife Adebara and Muhammad Abdul-Mageed. 2022. Towards afrocentric NLP for African languages:

- Where we are and where we can go. In *Proceedings of the 60th Annual Meeting of the Association for Computational Linguistics (Volume 1: Long Papers)*, pages 3814–3841, Dublin, Ireland. Association for Computational Linguistics.
- Ife Adebara, AbdelRahim Elmadany, Muhammad Abdul-Mageed, and Alcides Alcoba Inciarte. 2022. [Afrolid: A neural language identification tool for african languages](#).
- David Ifeoluwa Adelani, Graham Neubig, Sebastian Ruder, Shruti Rijhwani, Michael Beukman, Chester Palen-Michel, Constantine Lignos, Jesujoba O. Alabi, Shamsuddeen H. Muhammad, Peter Nabende, Cheikh M. Bamba Dione, Andiswa Bukula, Rooweither Mabuya, Bonaventure F. P. Dossou, Blessing Sibanda, Happy Buzaaba, Jonathan Mukiibi, Godson Kalipe, Derguene Mbaye, Amelia Taylor, Fatoumata Kabore, Chris Chinenye Emezue, Anuoluwapo Aremu, Perez Ogayo, Catherine Gitau, Edwin Munkoh-Buabeng, Victoire M. Koagne, Allahsera Auguste Tapo, Tebogo Macucwa, Vukosi Marivate, Elvis Mboning, Tajuddeen Gwadabe, Tosin Adewumi, Orevaoghene Ahia, Joyce Nakatumba-Nabende, Neo L. Mokono, Ignatius Ezeani, Chiamaka Chukwuneke, Mofetoluwa Adeyemi, Gilles Q. Hacheme, Idris Abdulmunin, Odunayo Ogundepo, Oreen Yousuf, Tatiana Moteu Ngoli, and Dietrich Klakow. 2022. [Masakaner 2.0: Africa-centric transfer learning for named entity recognition](#).
- Jesujoba Alabi, Kwabena Amponsah-Kaakyire, David Adelani, and Cristina Espana-Bonet. 2020. Massive vs. curated embeddings for low-resourced languages: The case of Yorùbá and Twi. In *Proceedings of The 12th Language Resources and Evaluation Conference*, pages 2754–2762.
- Jesujoba O. Alabi, David Ifeoluwa Adelani, Marius Mosbach, and Dietrich Klakow. 2022. [Adapting pre-trained language models to African languages via multilingual adaptive fine-tuning](#). In *Proceedings of the 29th International Conference on Computational Linguistics*, pages 4336–4349, Gyeongju, Republic of Korea. International Committee on Computational Linguistics.
- Israel Abebe Azime and Nebil Mohammed. 2021. [An amharic news text classification dataset](#).
- Emily M. Bender, Timnit Gebru, Angelina McMillan-Major, and Shmargaret Shmitchell. 2021. [On the dangers of stochastic parrots: Can language models be too big?](#) In *Proceedings of the 2021 ACM Conference on Fairness, Accountability, and Transparency, FAccT '21*, page 610–623, New York, NY, USA. Association for Computing Machinery.
- Tom Brown, Benjamin Mann, Nick Ryder, Melanie Subbiah, Jared D Kaplan, Prafulla Dhariwal, Arvind Neelakantan, Pranav Shyam, Girish Sastry, Amanda Askell, Sandhini Agarwal, Ariel Herbert-Voss, Gretchen Krueger, Tom Henighan, Rewon Child, Aditya Ramesh, Daniel Ziegler, Jeffrey Wu, Clemens Winter, Chris Hesse, Mark Chen, Eric Sigler, Mateusz Litwin, Scott Gray, Benjamin Chess, Jack Clark, Christopher Berner, Sam McCandlish, Alec Radford, Ilya Sutskever, and Dario Amodei. 2020. [Language models are few-shot learners](#). In *Advances in Neural Information Processing Systems*, volume 33, pages 1877–1901. Curran Associates, Inc.
- Zewen Chi, Shaohan Huang, Li Dong, Shuming Ma, Saksham Singhal, Payal Bajaj, Xia Song, and Furu Wei. 2021. [Xlm-e: Cross-lingual language model pre-training via electra](#).
- James Clackson. 2007. *The Indo-European language family*, Cambridge Textbooks in Linguistics, page 1–26. Cambridge University Press.
- Jonathan H. Clark, Eunsol Choi, Michael Collins, Dan Garrette, Tom Kwiatkowski, Vitaly Nikolaev, and Jennimaria Palomaki. 2020a. [TyDi QA: A benchmark for information-seeking question answering in typologically diverse languages](#). *Transactions of the Association for Computational Linguistics*, 8:454–470.
- Kevin Clark, Minh-Thang Luong, Quoc V. Le, and Christopher D. Manning. 2020b. [Electra: Pre-training text encoders as discriminators rather than generators](#). In *International Conference on Learning Representations*.
- Alexis Conneau, Kartikay Khandelwal, Naman Goyal, Vishrav Chaudhary, Guillaume Wenzek, Francisco Guzmán, Edouard Grave, Myle Ott, Luke Zettlemoyer, and Veselin Stoyanov. 2020. [Unsupervised cross-lingual representation learning at scale](#). In *Proceedings of the 58th Annual Meeting of the Association for Computational Linguistics*, pages 8440–8451, Online. Association for Computational Linguistics.
- Davis David. 2020a. [Swahili : News classification dataset](#).
- Davis David. 2020b. [Swahili : News classification dataset](#). The news version contains both train and test sets.
- Jacob Devlin, Ming-Wei Chang, Kenton Lee, and Kristina Toutanova. 2019. [BERT: Pre-training of deep bidirectional transformers for language understanding](#). In *Proceedings of the 2019 Conference of the North American Chapter of the Association for Computational Linguistics: Human Language Technologies, Volume 1 (Long and Short Papers)*, pages 4171–4186, Minneapolis, Minnesota. Association for Computational Linguistics.
- Mountaga Diallo, Chayma Fourati, and Hatem Haddad. 2021. [Bambara language dataset for sentiment analysis](#).
- Gerrit J. Dimmendaal. 2020. [364Nilo-Saharan and Its Limits](#). In *The Oxford Handbook of African Languages*. Oxford University Press.

- Gerrit J Dimmendaal, Colleen Ahland, Angelika Jakobi, and Constance Kutsch Lojenga. 2019. [Linguistic features and typologies in languages commonly referred to as ‘nilo-saharan’](#). *Cambridge Handbook of African Languages*, pages 326–381.
- Sumanth Doddapaneni, Gowtham Ramesh, Mitesh M. Khapra, Anoop Kunchukuttan, and Pratyush Kumar. 2021. [A primer on pretrained multilingual language models](#).
- David M Eberhard, F Simons Gary, and Charles D Fenig (eds). 2021. [Ethnologue: Languages of the world](#). *Twenty-fourth edition*, Dallas, Texas: SIL International.
- Allyson Ettinger. 2020. [What BERT Is Not: Lessons from a New Suite of Psycholinguistic Diagnostics for Language Models](#). *Transactions of the Association for Computational Linguistics*, 8:34–48.
- Zygmunt Frajzyngier. 2018. [Afroasiatic languages](#).
- Ludwig Gerhardt. 2020. [125Reflections on the History of African Language Classification](#). In *The Oxford Handbook of African Languages*. Oxford University Press.
- David Gil and Antoinette Schapper, editors. 2020. [Austro-nesian Undressed: How and why languages become isolating](#). John Benjamins.
- Jeff Good. 2020. [138139Niger-congo, with a Special Focus on Benue-congo](#). In *The Oxford Handbook of African Languages*. Oxford University Press.
- Michael A. Hedderich, David Adelani, Dawei Zhu, Jesujoba Alabi, Udia Markus, and Dietrich Klakow. 2020. [Transfer learning and distant supervision for multilingual transformer models: A study on African languages](#). In *Proceedings of the 2020 Conference on Empirical Methods in Natural Language Processing (EMNLP)*, pages 2580–2591, Online. Association for Computational Linguistics.
- Henry Honken. 2020. [419Khoisan](#). In *The Oxford Handbook of African Languages*. Oxford University Press.
- David Ifeoluwa Adelani, Jade Abbott, Graham Neubig, Daniel D’souza, Julia Kreutzer, Constantine Lignos, Chester Palen-Michel, Happy Buzaaba, Shruti Rijhwani, Sebastian Ruder, et al. 2021. [Masakhaner: Named entity recognition for african languages](#). *arXiv e-prints*, pages arXiv–2103.
- Odunayo Jude Ogundepo, Akintunde Oladipo, Mofetoluwa Adeyemi, Kelechi Ogueji, and Jimmy Lin. 2022. [AfriTeVA: Extending ‘small data?’ pretraining approaches to sequence-to-sequence models](#). In *Proceedings of the Third Workshop on Deep Learning for Low-Resource Natural Language Processing*, pages 126–135, Hybrid. Association for Computational Linguistics.
- Mike Lewis, Yinhan Liu, Naman Goyal, Marjan Ghazvininejad, Abdelrahman Mohamed, Omer Levy, Veselin Stoyanov, and Luke Zettlemoyer. 2020. [BART: Denoising sequence-to-sequence pre-training for natural language generation, translation, and comprehension](#). In *Proceedings of the 58th Annual Meeting of the Association for Computational Linguistics*, pages 7871–7880, Online. Association for Computational Linguistics.
- Yinhan Liu, Myle Ott, Naman Goyal, Jingfei Du, Mandar Joshi, Danqi Chen, Omer Levy, Mike Lewis, Luke Zettlemoyer, and Veselin Stoyanov. 2019. [Roberta: A robustly optimized bert pretraining approach](#). *arXiv preprint arXiv:1907.11692*.
- Rubungo Andre Niyongabo, Qu Hong, Julia Kreutzer, and Li Huang. 2020. [KINNEWS and KIRNEWS: Benchmarking cross-lingual text classification for Kinyarwanda and Kirundi](#). In *Proceedings of the 28th International Conference on Computational Linguistics*, pages 5507–5521, Barcelona, Spain (Online). International Committee on Computational Linguistics.
- Antoine Nzeyimana and Andre Niyongabo Rubungo. 2022. [KinyaBERT: a morphology-aware Kinyarwanda language model](#). In *Proceedings of the 60th Annual Meeting of the Association for Computational Linguistics (Volume 1: Long Papers)*, pages 5347–5363, Dublin, Ireland. Association for Computational Linguistics.
- Kelechi Ogueji, Yuxin Zhu, and Jimmy Lin. 2021. [Small data? no problem! exploring the viability of pretrained multilingual language models for low-resourced languages](#). In *Proceedings of the 1st Workshop on Multilingual Representation Learning*, pages 116–126, Punta Cana, Dominican Republic. Association for Computational Linguistics.
- Ikechukwu E Onyenwe, Mark Hepple, Uchechukwu Chinedu, and Ignatius Ezeani. 2018. [A basic language resource kit implementation for the igbonlp project](#). *ACM Trans. Asian Low-Resour. Lang. Inf. Process.*, 17(2).
- Ikechukwu E. Onyenwe, Mark Hepple, Uchechukwu Chinedu, and Ignatius Ezeani. 2019. [Toward an effective igbo part-of-speech tagger](#). *ACM Trans. Asian Low-Resour. Lang. Inf. Process.*, 18(4).
- Wuraola Fisayo Oyewusi, Olubayo Adekanmbi, and Olalekan Akinsande. 2020. [Semantic enrichment of nigerian pidgin english for contextual sentiment classification](#). *arXiv preprint arXiv:2003.12450*.
- Sinno Jialin Pan and Qiang Yang. 2010. [A survey on transfer learning](#). *IEEE Transactions on Knowledge and Data Engineering*, 22(10):1345–1359.
- Xiaoman Pan, Boliang Zhang, Jonathan May, Joel Nothman, Kevin Knight, and Heng Ji. 2017. [Cross-lingual name tagging and linking for 282 languages](#). In *Proceedings of the 55th Annual Meeting of the*

Association for Computational Linguistics (Volume 1: Long Papers), pages 1946–1958, Vancouver, Canada. Association for Computational Linguistics.

Matthew E. Peters, Mark Neumann, Mohit Iyyer, Matt Gardner, Christopher Clark, Kenton Lee, and Luke Zettlemoyer. 2018. [Deep contextualized word representations](#). In *Proceedings of the 2018 Conference of the North American Chapter of the Association for Computational Linguistics: Human Language Technologies, Volume 1 (Long Papers)*, pages 2227–2237, New Orleans, Louisiana. Association for Computational Linguistics.

Victor Porkhomovsky. 2020. [269Afro-Asiatic Overview](#). In *The Oxford Handbook of African Languages*. Oxford University Press.

Alec Radford, Karthik Narasimhan, Tim Salimans, and Ilya Sutskever. 2018. Improving language understanding by generative pre-training.

Alec Radford, Jeffrey Wu, Rewon Child, David Luan, Dario Amodei, Ilya Sutskever, et al. 2019. Language models are unsupervised multitask learners. *OpenAI blog*, 1(8):9.

Afshin Rahimi, Yuan Li, and Trevor Cohn. 2019. [Massively multilingual transfer for NER](#). In *Proceedings of the 57th Annual Meeting of the Association for Computational Linguistics*, pages 151–164, Florence, Italy. Association for Computational Linguistics.

Julian Salazar, Davis Liang, Toan Q. Nguyen, and Katrin Kirchhoff. 2020. [Masked language model scoring](#). In *Proceedings of the 58th Annual Meeting of the Association for Computational Linguistics*, pages 2699–2712, Online. Association for Computational Linguistics.

Iyanuoluwa Shode, David Ifeoluwa Adelani, and Anna Feldman. 2022. [YOSM: A new Yorùbá Sentiment Corpus for Movie Reviews](#). *AfricaNLP 2022 @ICLR*.

Gabriele Sommer. 2020. [889Pidgin and Creole Languages](#). In *The Oxford Handbook of African Languages*. Oxford University Press.

S. Thara and Prabakaran Poornachandran. 2021. [Transformer based language identification for malayalam-english code-mixed text](#). *IEEE Access*, 9:118837–118850.

Andros Tjandra, Diptanu Gon Choudhury, Frank Zhang, Kritika Singh, Alexis Conneau, Alexei Baevski, Assaf Sela, Yatharth Saraf, and Michael Auli. 2021. [Improved language identification through cross-lingual self-supervised learning](#).

Rainer Vossen. 2020. [9091African Language Types](#). In *The Oxford Handbook of African Languages*. Oxford University Press.