

T-Projection: High Quality Annotation Projection for Sequence Labeling Tasks

Iker García-Ferrero Rodrigo Agerri German Rigau
 HiTZ Basque Center for Language Technologies - Ixa NLP Group
 University of the Basque Country UPV/EHU
 { iker.garciaf, rodrigo.agerri, german.rigau }@ehu.es

Abstract

In the absence of readily available labeled data for a given task and language, annotation projection has been proposed as one of the possible strategies to automatically generate annotated data which may then be used to train supervised systems. Annotation projection has often been formulated as the task of projecting, on parallel corpora, some labels from a source into a target language. In this paper we present T-Projection, a new approach for annotation projection that leverages large pre-trained text2text language models and state-of-the-art machine translation technology. T-Projection decomposes the label projection task into two subtasks: (i) The candidate generation step, in which a set of projection candidates using a multilingual T5 model is generated and, (ii) the candidate selection step, in which the candidates are ranked based on translation probabilities. We evaluate our method in three downstream tasks and five different languages. Our results show that T-projection improves the average F1 score of previous methods by more than 8 points.

1 Introduction

While deep-neural networks enjoy great popularity in Natural language Processing (NLP) (Devlin et al., 2019; Conneau et al., 2020; Xue et al., 2021; Zhang et al., 2022), their performance heavily depends on the availability of manually annotated training data. Additionally, deep-neural models show a significant decrease in performance when evaluated in out-of-domain settings (Liu et al., 2021). This means that for optimal results, it would be necessary to develop manually annotated data for each application domain and language, which is unfeasible in terms of monetary cost and human effort. As a result, for most languages in the world the amount of manually annotated data for many downstream tasks is simply nonexistent (Joshi et al., 2020).

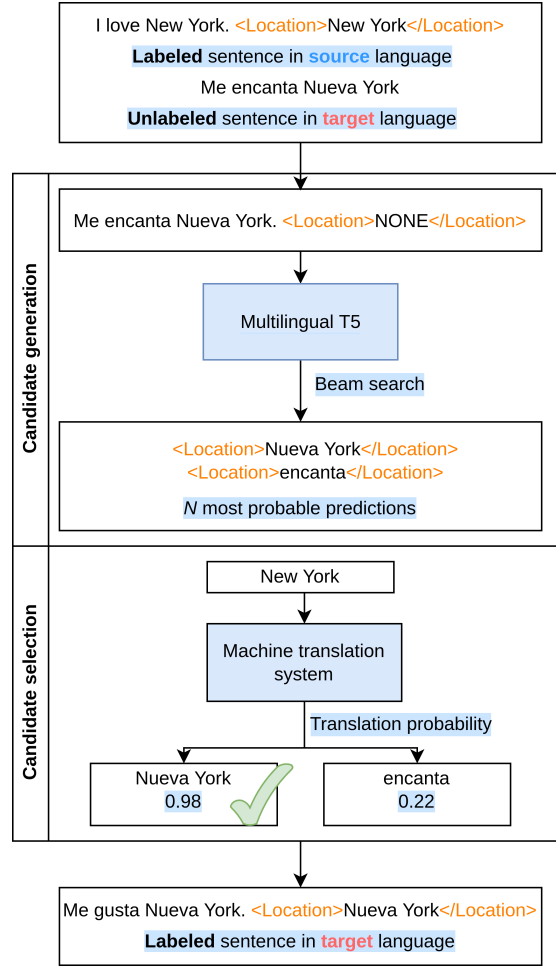


Figure 1: Given a labeled sentence in a source language and the same sentence in a target language, the objective is to project the labels from the source to the target sentence. T-Projection proposes to address this in two separate subtasks: The candidate generation step, in which a set of projection candidates using a multilingual text2text model are generated, and the candidate selection step, in which the candidates are ranked based on translation probabilities.

In this context, annotation projection seeks to mitigate this perennial lack of manually annotated data. Annotation projection is a type of cross-lingual data transfer method that aims to automatically generate labeled data for a language for which

no resources are available. This is achieved by projecting the labels in the source part of a parallel corpus into the target language. This parallel corpus can be generated manually or automatically by applying machine translation.

Many common NLP tasks such as Named Entity Recognition (NER), Event Extraction or Question Answering (QA), seek to locate and classify specific spans of words in running text into pre-defined categories. This is known as sequence labeling. For this type of tasks annotation projection involves finding, in the target sentence, the sequence of words that corresponds to the source labeled spans. The majority of previous published work explores the application of word-alignments (Ehrmann et al., 2011; García-Ferrero et al., 2022), as illustrated by Figure 2. Although other approaches have also been proposed, such as fine-tuning language models in the span projection task (Li et al., 2021a) or translating the labeled spans independently from the sentence (Zhou et al., 2022), automatic annotation projection remains an open and difficult challenge.

However, we argue that previous work does not take advantage of all the available resources. For example, word alignments are computed on a word-by-word basis. They only leverage word concurrence or similarity between word vector representations without taking into consideration the labeled spans that we want to project and their categories. Thus, word-alignment-based projection methods have achieved mixed results as they often produce partial, incorrect or missing annotation projections (García-Ferrero et al., 2022).

In this paper we present T-Projection, a novel approach to automatically project sequence labeling annotations across languages. Our method is illustrated in Figure 1. We split the annotation projection task into two steps. Firstly, we use a multilingual-T5 (Xue et al., 2021) text2text model to generate a set of projection candidates in the target sentence for each labeled category in the source sentence. This step exploits the labeled categories as well as the cross-lingual capabilities of large pre-trained multilingual language models. Secondly, we rank the candidates based on the probability of being generated as a translation of the source spans. We use the M2M100 (Fan et al., 2021) state-of-the-art machine translation model to compute the translation probabilities (Vamvas and Sennrich, 2022).

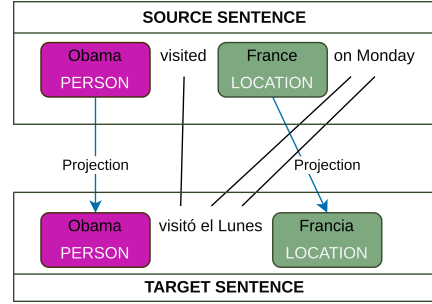


Figure 2: Illustration of word alignment-based approach for projecting the labels from the source sentence into an unlabeled target sentence.

We evaluate our approach on three different tasks, Opinion Target Extraction (OTE), Named Entity Recognition (NER) and Argument Mining (AM), and five different target languages (French, German, Italian, Russian and Spanish). Our experimental results show that, on average, T-Projection improves the current state-of-the-art annotation projection methods by more than 8 points in F1 score, which constitutes a significant qualitative leap over previous approaches. Our code and generated datasets are made publicly available to facilitate the reproducibility of the results and its use in future research ¹.

2 Background

Most of the previous annotation projection approaches are based on the application of word alignments (Figure 2), but other techniques have also been explored.

2.1 Word alignment based projection

Figure 2 illustrates the word-alignment-based approach. Given a sentence $\mathbf{S} = \langle s_1, \dots, s_n \rangle$ with length n in the source language and a translated sentence $\mathbf{T} = \langle t_1, \dots, t_m \rangle$ with length m in the target language, word alignments are a set of pairs $A = \{ \langle s_i, t_j \rangle : s_i \in \mathbf{S}, t_j \in \mathbf{T} \}$ where for each word pair $\langle s_i, t_j \rangle$, t_j is the lexical translation of s_i . The words in the target sentence are labeled with the category as the source word they are aligned with.

Ehrmann et al. (2011) use the statistical alignment of phrases to project the English labels of a multi-parallel corpus into the target languages. Wang and Manning (2014) project model expectations rather than labels, which facilitates the trans-

¹<https://github.com/ikergarcia1996/T-Projection>

fer of model uncertainty across languages. Ni et al. (2017) use a heuristic scheme that effectively selects good-quality projection-labeled data from noisy data. Agerri et al. (2018) uses word alignments generated by Giza++ (Och and Ney, 2003) to project parallel labeled data from multiple languages into a single target language. Fei et al. (2020) use the word alignment probabilities calculated with FastAlign (Dyer et al., 2013) and the POS tag distributions of the source and target words to project from the source corpus into a target language machine-translated corpus. García-Ferrero et al. (2022) base their approach on machine translation and the AWESOME (Dou and Neubig, 2021) transformer-based word alignment system to automatically project datasets from English to other languages.

2.2 Other projections methods

Jain et al. (2019) first generate a list of projection candidates by orthographic and phonetic similarity. They choose the best matching candidate based on distributional statistics derived from the dataset. Xie et al. (2018) proposes a method to find word translations based on bilingual word embeddings. Li et al. (2021a) uses an XLM-RoBERTa model (Conneau et al., 2020) trained with the labeled part of a parallel corpus to label the target part of the corpus. Then they train a new improved model with both labeled parts of the corpus. Zhou et al. (2022) first replaces the labeled sequences with a placeholder token in the source sentence. Then, they separately translate the sentence with the placeholders and the labeled spans into the target sentences. Finally, they replace the placeholders in the translated sentence, with the translation of the labeled spans.

Previous methods do not take advantage of all the available resources when performing annotation projection. For example, word alignment systems do not consider any information from the labeled spans and their categories to generate alignments. They are limited to use information about word concurrences or similarity between word representations. Other methods use machine translation to generate the target part of the parallel corpus, but they do not use in any way the knowledge that the machine translation model encodes. Our proposed method, T-Projection, exploits both the labeled spans and their categories together with translation probabilities to produce high-quality an-

notation projections.

3 T-Projection

Given a source sentence in which we have sequences of words labeled with a class, and the same sentence in a target language, we want to project the labels from the source into the target sentence. T-Projection is divided into two main steps. In the first step, we generate a set of projection candidates in the target sentence for each labeled sequence in the source sentence. Then, we rank each projection candidate using a machine translation system. We score candidates based on the probability of being generated as a translation of the source labeled sequences. The process is illustrated in Figure 1. Our two-step approach allows T-Projection to use all the available knowledge and resources for projecting labels. The candidate generation step exploits the labeled spans and their categories in the source sentence as well as the zero-shot cross-lingual capabilities of large pretrained multilingual language models. The candidate selection step applies state-of-the-art machine translation systems, which often are used to generate the target part of the parallel corpus, to find which projection candidate is the best translation for each source labeled span. This combination of resources and knowledge allows us to obtain better annotation projections than previous work, as we demonstrate in Section 5.

3.1 Candidate Generation

Given a labeled sequence in the source language and the corresponding unlabeled sentence in a target language, we want to label the target sentence. In the target sentence, we expect to find the same number of labeled sequences with the same category than in the source sentence. For example, given the English source sentence "<Person>Obama</Person> went to <Location>New York</Location>" and the Spanish target sentence "Obama fue a Nueva York" we also expect to find a *person* and a *location* in the target sentence. To solve this task, we finetune the text2text multilingual T5 (Xue et al., 2021) model (Figure 3). Following (Huang et al., 2022) we use an HTML-tag-style prompt template. As input, we concatenate the unlabeled sentence followed by a list of tags ("<Category>None</Category>") with the category of each labeled span that we expect to find in the sentence. In case that two or more spans share the same category, we append the tag as many

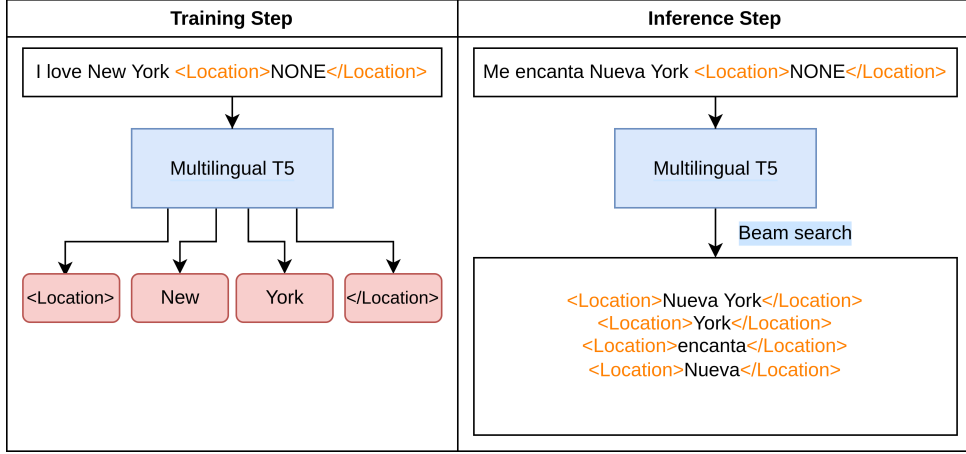


Figure 3: Illustration of the candidate generation step. For each label, we generate a set of probable candidates

times as spans with that category we expect. Unlike Huang et al. (2022) we don’t encode the tags for each category as special tokens. Instead, we verbalize the categories (i.e PER->Person) and we use the already existing tokens representations in the model. We expect that, thanks to the language modeling pretraining, T5 have a good representation of what categories such as *Person*, *Location*, *Claim*... are.

As Figure 3 illustrates, we finetune multilingual T5 with the labeled source dataset. We train the model to replace the token *None* with the sequence of words in the input sentence that corresponds to that category. We use the Cross-Entropy loss to train the model. Given M possible tokens in the model vocabulary, the gold sequence of tokens y , and the predicted probability p for each token. We compute the loss as follows:

$$\mathbf{L} = - \sum_{c=1}^M y_c \log(p_c)$$

At inference, we label the target sentences. We use the labels in the corresponding source sentence to build the prompts. We are labeling the same sentences than the ones we used for training, but in a different language. We take advantage of the zero-shot cross-lingual capabilities of multilingual T5 to project the labels from the source to the target sentence. To generate the output tokens, we use an auto-regressive text generation strategy. Given the already generated text \mathbf{W}_0 (with $w_{1:0} = \emptyset$), the length \mathbf{T} (which is determined on-the-fly), each step step t we generate the next token following:

Source Span	Candidates for Location	Translation Probability
<div style="border: 1px solid black; padding: 5px; width: fit-content;"> New York LOCATION </div>	Nueva York	0.98 ✓
	York	0.82 ✗
	encanta	0.22 ✗
	Nueva	0.84 ✗

Figure 4: In the candidate selection step we score candidates based on the probability of being generated as a translation of the originally labeled sequences.

$$P(w_{1:T} | W_0) = \prod_{t=1}^T P(w_t | w_{1:t-1}, W_0)$$

We use beam search decoding with 100 beams to generate 100 possible candidates for each input tag.

3.2 Candidate Selection

First, we group all the generated candidates by category. If we have multiple spans with the same category (i.e, two *locations* in a sentence) we group all the candidates in a single set. Text generation models have a tendency to hallucinate, so we filter all the candidates that are not a sub-sequence of the input sentence. For each labeled span in the source sentence, we rank all the projection candidates that share the same category as the source span. We use the translation probability (also known as translation equivalence) to rank the candidates. We use

the pretrained M2M100 machine translation model (Fan et al., 2021). Following Vamvas and Sennrich (2022), given the source span **A** and the candidate **B** we compute the translation probability as:

$$p_{\theta_a}(A | B) := \left[\prod_{i=0}^{|A|} p_{\theta_a}(A^i | B, A^{<i}) \right]^{\frac{1}{|A|}}$$

We normalize the translation probability:

$$\text{sim}(A | B) = \frac{p_{\theta_a}(A|B)}{p_{\theta_a}(A|A)}$$

The translation probability variate with the translation direction we chose. We symmetrize the scores by computing the scores of both translation directions and averaging them:

$$\text{sim}(A, B) = \frac{1}{2} \text{sim}(A | B) + \frac{1}{2} \text{sim}(B | A)$$

We use the *NMTScore* library² (Vamvas and Sennrich, 2022) to compute the translation probabilities.

For each labeled span in the source sentence, we choose the candidate that has the higher translation probability. When we choose a candidate, we remove it from the set of possible candidates as well as any other candidate that overlaps with it. This way, we prevent assigning the same candidate to two source spans.

4 Experimental Setup

We evaluate the systems in the annotation projection task. We choose a set of datasets that have been manually projected from English into different target languages. We run the systems to automatically project the source labels into the target sentences. Then, we compute the *F1 Score* between the manual projections and the system projections. In all the experiments, English is the source language.

4.1 Datasets

We conducted experiments in three sequence labeling tasks, namely, Opinion Target Expression (OTE), Named Entity Recognition (NER) and Argument Mining (AM). Figure 5 illustrates the tasks.

Opinion Target Expression (OTE): Given a review, the task is to detect the linguistic expression used to refer to the reviewed entity. We use the English SemEval-2016 Task 5 Aspect Based Sentiment Analysis (ABSA) datasets (Pontiki et al., 2016). We also use the Spanish, French and Russian parallel datasets from García-Ferrero et al. (2022). These datasets were generated translating the English data using DeepL and manually projecting the labels.

²<https://github.com/ZurichNLP/nmtscore>

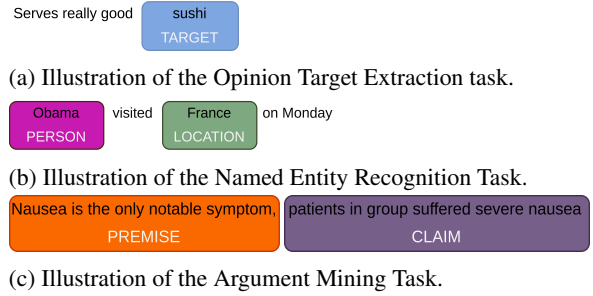


Figure 5: Sequence labeling tasks used in our experiments.

Named Entity Recognition (NER): Given a text, the task is to detect named entities and classify them in pre-defined categories. We use the English, Spanish, German, and Italian europarl parallel dataset from (Agerri et al., 2018). The europarl corpus (Koehn, 2005) is composed of translations made by experts. The four languages were manually annotated with NER labels following the CoNLL (Tjong Kim Sang and De Meulder, 2003) guidelines.

Argument Mining (AM): Given a text, the task is the detection of argumentative components (claims and premises). In contrast to NER and OTE, in the AM task very long spans of words are labeled. We use the AbstRCT English dataset (Mayer et al., 2020) which consists of healthcare texts retrieved from the MEDLINE database. We also use the Spanish AbstRCT corpus from CITA generated by machine translating the English AbstRCT corpus with DeepL and manually projecting the labels. We use the Neoplasms data split.

4.2 Baselines

Word Alignment-based systems: We experiment with 4 different word alignment systems. Two statistical systems, Giza++ (Och and Ney, 2003) and FastAlign (Dyer et al., 2013), widely used in the field. And two transformer-based systems, SimAlign (Jalili Sabet et al., 2020) and AWESOME (Dou and Neubig, 2021), which leverages pretrained multilingual language models to generate alignments. As the authors recommend we use multilingual-BERT (Devlin et al., 2019) as the backbone. We tested different backbones with no improvement in the performance (see Appendix A). We use the systems to compute word alignments between the source and the target sentences. Then we project the source labels following García-Ferrero et al. (2022) projection algorithm. We use the *Easy*-

*Label-Projection*³ García-Ferrero et al. (2022) library to generate the word alignments and project the labels.

Other Baselines: We experiment with XLM-RoBERTa (Conneau et al., 2020) following Li et al. (2021b) approach. We add a token classification layer (linear layer) on top of the XLM-RoBERTa token representation. We train the model in the labeled source dataset. Then, we infer the entities in the target sentences. We use the pretrained 3 billion parameter model released by the authors, the same parameter count that the multilingual-T5 model that we use in T-Projection.

We also implement a span translation approach inspired by Zhou et al. (2022). We use the pretrained M2M100 (Fan et al., 2021) 12 billion parameter model to translate the labeled spans in the source sentence. Then we find the resulting translated span in the target sentence. For example, given the labeled source sentence "*I love <Location> New York </Location>.*" and the target sentence "*Me encanta Nueva York*". We translate the Location span "*New York*" into the target language, resulting in the translated span "*Nueva York*". Then, we locate the translated span in the target sentence. The Machine Translation system will not always produce a span we can locate in the target sentence. To improve the results, we use beam search to generate 100 possible translations. We chose the most probable beam that we can locate in the target sentence.

4.3 Model Setup

In the candidate generation step, we use the 3 billion parameters pretrained multilingual T5 (Xue et al., 2021) released by the authors. For the candidate selection step, we use the pretrained M2M100 (Fan et al., 2021) 12 billion parameter machine translation model. The detailed hyper-parameter setting is described in Appendix A.3.

In the OTE task, we train T-Projection and XLM-RoBERTa with the full English Corpus. We train the word alignment systems (excluding SimAlign which is an unsupervised method) with the English dataset together with the respective translations as parallel corpora. We augment the parallel data with 50,000 random parallel sentences from ParaCrawl v8 (Esplà et al., 2019). For the evaluation, we project the English training dataset into the target

languages. The europarl NER dataset consists of only a single test set for each language. In order to train T-Projection and XLM-RoBERTa, we use the English CoNLL 2003 full dataset (Tjong Kim Sang and De Meulder, 2003) together with the labeled English europarl data. We train the word alignment systems with the parallel sentences from the NER dataset together with 50,000 parallel sentences extracted from europarl v8 (Koehn, 2005). For the evaluation, we project the English europarl test set. For the AM task, we train T-Projection and XLM-RoBERTa with the full English Neoplasm dataset. We train the word alignment system with the Neoplasm English dataset together with the Spanish translations as parallel corpora. We augment the parallel corpora with 50,000 parallel sentences from the WMT19 Biomedical Translation Task (Bawden et al., 2019) dataset. For evaluation, we project the English Neoplasm training dataset.

5 Experiments

In this section, we perform a set of experiments to evaluate the performance of our projection method, compare it with the current state-of-the-art systems and analyze the performance of the candidate generation and candidate selection steps.

5.1 Annotation Projection

We compare the automatically projected datasets generated by each projection method with the human-projected datasets as described in Section 4 (Table 1). Word-aligned-based systems achieve good performance across the board. Systems using language models (SimAlign and AWESOME) outperform classical statically-based alignments (Giza++ and FastAlign). AWESOME achieves the best results in the OTE and NER tasks but fails in the argument mining task. We found that AWESOME struggles to align articles and prepositions in long sentences. Interestingly, in this task Giza++ achieves the best results. XLM-RoBERTa-xl shows a strong zero-shot cross-lingual performance. However, the generated datasets are of lower quality than the ones generated by the word-alignment systems. The Span Translation approach achieves very poor results, especially when dealing with the long spans of the Argument Mining Task. Translating the labeled spans independently produce translations that, in many cases, we can not locate in the target sentence. Our method achieves the best results for every task and language. In the OTE task,

³<https://github.com/ikergarcia1996/Easy-Label-Projection>

	OTE			NER			AM	Average
	ES	FR	RU	ES	DE	IT	ES	
Giza++ (Och and Ney, 2003)	77.0	73.3	72.4	73.3	75.3	68.4	86.6	77.7
FastAlign (Dyer et al., 2013)	75.0	72.9	76.9	70.2	77.0	67.0	85.7	77.4
SimAlign (Jalili Sabet et al., 2020)	86.7	86.3	87.7	85.4	87.4	81.3	84.1	85.3
AWESOME (Dou and Neubig, 2021)	91.5	91.1	93.7	87.3	90.7	83.1	54.8	78.0
XLM-RoBERTa-xl (Conneau et al., 2020)	80.2	76.2	74.5	73.9	68.3	73.9	66.5	71.8
Span Translation	66.5	46.3	58.7	68.8	63.5	69.2	21.6	48.7
T-Projection	95.1	92.3	95.0	93.6	94.0	87.2	96.0	93.9

Table 1: F1 scores for the systems in the OTE, NER and Argument Mining tasks

we improve the performance of the second-best system by 2.03 points. T-Projection can successfully project spans into machine-translated data. The NER dataset has been translated by human experts. In this setting, we outperform the AWESOME by 4.7 points. This is a very significant leap in the quality of the generated datasets. It is important to highlight that the word-alignment systems have been trained using in-domain data from the europarl corpus. Our system has been trained using the CoNLL-2003 dataset (news domain) and very few annotated sentences from europarl. Nonetheless, we achieve the best results for the task. This proves that our system can also successfully project spans in an out-of-domain setting. Finally, the Argument Mining task suits our system best. When dealing with long spans, T-Projection outperforms the second-best systems by 9.4 points. We achieve a 96.0 F1 score, which is close to correctly projecting all the examples in the dataset. On average, T-Projection improves in 8.6 points the performance of the second-best system, SimAlign. T-Projection achieves a huge qualitative leap over all the current annotation projection approaches. To the best of our knowledge, these are by a wide margin the best span projection results published.

5.2 The Role of the Candidates

We perform a set of experiments to measure the relevance and performance of the candidate generation and candidate selection tasks. First, we replace mT5 with an ngram-based candidate generation approach. We consider as candidate spans every possible ngram with size $1..sentence_length$ (i.e. "Serves", "really", "good", "sushi", "Serves really"...). Table 2 shows that this approach results in lower performance compared with our mT5 candidate generation approach. Ngrams are much noisier than the candidates generated by mT5. We now have much more candidates which may be very

similar between them, which makes the candidate selection task more challenging. This experiment proves that our mT5 candidate generation approach contributes to the performance of T-Projection.

We also replace the candidate selection method with the "most probable candidate" approach. That is, we only use the most probable beam generated by mT5 to label the target sentence. When using mT5 by itself, it shows a strong performance, close to the performance achieved by word alignment systems in Table 1. Still, the average performance drops by 9.2 points. This further confirms that the candidate generation and selection approaches are fundamental contributors to the performance of T-Projection. Finally, we replace the candidate selection approach with a correct selection upper bound. That is, we evaluate the performance of the system if we had a candidate selection system that, if the correct projection candidate is given between the candidates, always chooses it. This upper bound achieves an average F1 score of 98. This confirms that which a very high probability, the correct candidate is between the 100 candidates generated by mT5.

5.3 How many candidates do we need?

Generating candidates is expensive. The number of flops and memory usage increases linearly with the number of beams that we compute. Generating 20 candidates is twice as expensive as generating 10 candidates. We also need to add the extra computation workload of computing the similarity between more candidates. Figure 6 shows the average F1 score for each task when generating a different number of candidates. For OTE and NER tasks, we see dismissing improvements when using more than 25 candidates. For Argument Mining, using a large number of candidates hurts the performance. The best performance is achieved when using 10 candidates. While in our results we generate 100

	OTE			NER			AM	Average
	ES	FR	RU	ES	DE	IT	ES	
T-Projection	95.1	92.3	95.0	93.6	94.0	87.2	96.0	93.9
Ngrams + Candidate Selection	89.7	86.1	93.8	83.8	79.3	73.3		84.3
T5 + Most Probable Candidate	83.7	87.2	85.3	79.5	82.8	72.3	90.9	84.8
T5 + Upper bound	98.6	97.0	97.9	98.0	98.5	94.0	99.3	98.0

Table 2: F1 scores for different candidate generation and candidate selection methods

candidates, which is computationally very expensive, this analysis shows that we can use a much lower number of candidates and still achieve similar or even better results.

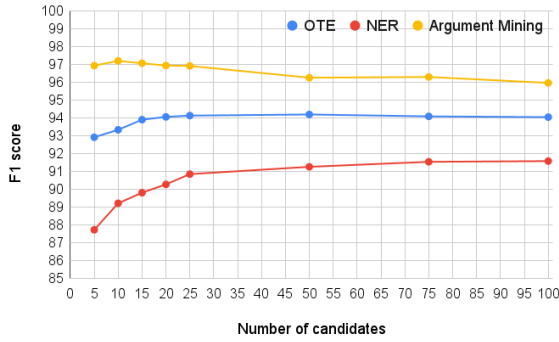


Figure 6: F1 score when generating a different number of candidates

5.4 Model size vs Performance

We analyze the performance of T-Projection when using an mT5 model and a translation system of different parameter counts. Table 3 shows the average F1 performance across all the tasks and languages. First, we experiment with m2m100 models of different sizes and prism (Thompson and Post, 2020). The results show that the size of the translation model has a small impact on the performance of T-Projection. However, the size of the mT5 model used has a big impact on the final performance of the system. In the OTE and NER tasks, switching from a 3B parameter mt5 model to a 738M parameter model produce competitive results. However, in the Argument Mining task, we see a huge drop in performance. When using an mT5 model with 220M parameters, the performance decreases substantially for every task. The 60M parameter mT5 achieves very poor results for OTE and NER and completely fails in the Argument Mining task. To achieve competitive performance for every task, our model requires an mT5 model with at least 3B parameters, although a 738M parameter model

is still competitive for OTE and NER. This is the main limitation of T-projection. SimAlign uses as backbone multilingual-BERT with just 110 million parameters and does not require finetuning the model. The projection of the argument mining dataset from English to Spanish using SimAlign took less than 5 minutes using an Nvidia A100 GPU. AWESOME also uses a multilingual-BERT model but requires finetuning the model. Projecting the same dataset with AWESOME took approximately 3 hours. T-Projection when training a much larger 3 billion parameter mT5, took approximately 24 hours to project the dataset when generating 100 candidates per input example (As we show in Section 5.3 a smaller number of candidates still achieve good results). In any case, we consider that the performance improvements over SimAlign and AWESOME, justify the increase in the required computation.

6 Concluding Remarks

We introduce T-Projection, a new annotation projection method that leverages large multilingual pretrained text2text language models and state-of-the-art machine translation systems. We conducted experiments on three different tasks with very different characteristics, as well as five different languages. We demonstrate that T-projection achieves a huge performance improvement over current annotation projection approaches. A comprehensive analysis of T-Projection demonstrates that both the generation candidate and the candidate selection steps contribute to the performance of the system. We made the code of T-Projection publicly available, hoping that our system for high-quality projection would be useful to future research. We plan to extend our evaluation to other languages. More specifically, we are particularly interested in languages in which words are segmented differently, for example, to project labels from English into Chinese or Japanese. Current annotation projection systems require performing a word segmentation

	Model	#Params	OTE	NER	AM	Average
Translator Size	prism	745M	90.8	90.9	96.3	92.7
	m2m100	418M	92.3	91.7	95.5	93.1
	m2m100	1.2B	94.0	92.0	95.8	93.9
	m2m100	12B	94.1	91.6	96.0	93.9
T5 size	mT5-small	60M	36.4	66.3	00.0	34.2
	mT5-base	220M	72.8	86.2	33.6	64.2
	mT5-large	738M	90.9	90.1	65.3	82.1
	mT5-xl	3B	94.1	91.6	96.0	93.9

Table 3: F1 scores of T-Projection when using translation and T5 models of different size

step, which in many cases results in low-quality projections. As T-Projection can directly be applied to these languages without performing word segmentation, we believe that T-Projection can successfully project annotation between many different language directions.

Acknowledgments

This work has been partially supported by the HiTZ center and the Basque Government (Research group funding IT-1805-22). We also acknowledge the funding from the following projects: (i) DeepKnowledge (PID2021-127777OB-C21) MCIN/AEI/10.13039/501100011033 and ERDF A way of making Europe; (ii) Disargue (TED2021-130810B-C21), MCIN/AEI/10.13039/501100011033 and European Union NextGenerationEU/PRTR; (iii) Antidote (PCI2020-120717-2), MCIN/AEI/10.13039/501100011033 and by European Union NextGenerationEU/PRTR; (iv) DeepR3 (TED2021-130295B-C31) by MCIN/AEI/10.13039/501100011033 and EU NextGeneration programme EU/PRTR. Rodrigo Agerri currently holds the RYC-2017-23647 fellowship (MCIN/AEI/10.13039/501100011033 and by ESF Investing in your future). Iker García-Ferrero is supported by a doctoral grant from the Basque Government (PRE_2021_2_0219).

References

- Rodrigo Agerri, Yiling Chung, Itziar Aldabe, Nora Aranberri, Gorka Labaka, and German Rigau. 2018. [Building named entity recognition taggers via parallel corpora](#). In *Proceedings of the Eleventh International Conference on Language Resources and Evaluation (LREC 2018)*, Miyazaki, Japan. European Language Resources Association (ELRA).
- Mikel Artetxe and Holger Schwenk. 2019. [Mas-](#)
- [sively multilingual sentence embeddings for zero-shot cross-lingual transfer and beyond](#). *Trans. Assoc. Comput. Linguistics*, 7:597–610.
- Rachel Bawden, Kevin Bretonnel Cohen, Cristian Grozea, Antonio Jimeno Yepes, Madeleine Kittner, Martin Krallinger, Nancy Mah, Aurelie Neveol, Mariana Neves, Felipe Soares, Amy Siu, Karin Verspoor, and Maika Vicente Navarro. 2019. [Findings of the WMT 2019 biomedical translation shared task: Evaluation for MEDLINE abstracts and biomedical terminologies](#). In *Proceedings of the Fourth Conference on Machine Translation (Volume 3: Shared Task Papers, Day 2)*, pages 29–53, Florence, Italy. Association for Computational Linguistics.
- Alexis Conneau, Kartikay Khandelwal, Naman Goyal, Vishrav Chaudhary, Guillaume Wenzek, Francisco Guzmán, Edouard Grave, Myle Ott, Luke Zettlemoyer, and Veselin Stoyanov. 2020. [Unsupervised cross-lingual representation learning at scale](#). In *Proceedings of the 58th Annual Meeting of the Association for Computational Linguistics*, pages 8440–8451, Online. Association for Computational Linguistics.
- Jacob Devlin, Ming-Wei Chang, Kenton Lee, and Kristina Toutanova. 2019. [BERT: pre-training of deep bidirectional transformers for language understanding](#). In *Proceedings of the 2019 Conference of the North American Chapter of the Association for Computational Linguistics: Human Language Technologies, NAACL-HLT 2019, Minneapolis, MN, USA, June 2-7, 2019, Volume 1 (Long and Short Papers)*, pages 4171–4186. Association for Computational Linguistics.
- Zi-Yi Dou and Graham Neubig. 2021. [Word alignment by fine-tuning embeddings on parallel corpora](#). In *Proceedings of the 16th Conference of the European Chapter of the Association for Computational Linguistics: Main Volume, EACL 2021, Online, April 19 - 23, 2021*, pages 2112–2128. Association for Computational Linguistics.
- Chris Dyer, Victor Chahuneau, and Noah A. Smith. 2013. [A simple, fast, and effective reparameterization of IBM model 2](#). In *Human Language Technologies: Conference of the North American Chapter of*

- the Association of Computational Linguistics, Proceedings, June 9-14, 2013, Westin Peachtree Plaza Hotel, Atlanta, Georgia, USA*, pages 644–648. The Association for Computational Linguistics.
- Maud Ehrmann, Marco Turchi, and Ralf Steinberger. 2011. [Building a multilingual named entity-annotated corpus using annotation projection](#). In *Proceedings of the International Conference Recent Advances in Natural Language Processing 2011*, pages 118–124, Hissar, Bulgaria. Association for Computational Linguistics.
- Miquel Esplà, Mikel Forcada, Gema Ramírez-Sánchez, and Hieu Hoang. 2019. [ParaCrawl: Web-scale parallel corpora for the languages of the EU](#). In *Proceedings of Machine Translation Summit XVII: Translator, Project and User Tracks*, pages 118–119, Dublin, Ireland. European Association for Machine Translation.
- Angela Fan, Shruti Bhosale, Holger Schwenk, Zhiyi Ma, Ahmed El-Kishky, Siddharth Goyal, Mandeep Baines, Onur Celebi, Guillaume Wenzek, Vishrav Chaudhary, Naman Goyal, Tom Birch, Vitaliy Liptchinsky, Sergey Edunov, Michael Auli, and Armand Joulin. 2021. [Beyond english-centric multilingual machine translation](#). *J. Mach. Learn. Res.*, 22:107:1–107:48.
- Hao Fei, Meishan Zhang, and Donghong Ji. 2020. [Cross-lingual semantic role labeling with high-quality translated training corpus](#). In *Proceedings of the 58th Annual Meeting of the Association for Computational Linguistics*, pages 7014–7026, Online. Association for Computational Linguistics.
- Iker García-Ferrero, Rodrigo Agerri, and German Rigau. 2022. [Model and data transfer for cross-lingual sequence labelling in zero-resource settings](#). *CoRR*, abs/2210.12623.
- Kuan-Hao Huang, I-Hung Hsu, Prem Natarajan, Kai-Wei Chang, and Nanyun Peng. 2022. [Multilingual generative language models for zero-shot cross-lingual event argument extraction](#). In *Proceedings of the 60th Annual Meeting of the Association for Computational Linguistics (Volume 1: Long Papers)*, pages 4633–4646, Dublin, Ireland. Association for Computational Linguistics.
- Alankar Jain, Bhargavi Paranjape, and Zachary C. Lipton. 2019. [Entity projection via machine translation for cross-lingual NER](#). In *Proceedings of the 2019 Conference on Empirical Methods in Natural Language Processing and the 9th International Joint Conference on Natural Language Processing (EMNLP-IJCNLP)*, pages 1083–1092, Hong Kong, China. Association for Computational Linguistics.
- Masoud Jalili Sabet, Philipp Dufter, François Yvon, and Hinrich Schütze. 2020. [SimAlign: High quality word alignments without parallel training data using static and contextualized embeddings](#). In *Proceedings of the 2020 Conference on Empirical Methods in Natural Language Processing: Findings*, pages 1627–1643, Online. Association for Computational Linguistics.
- Pratik Joshi, Sebastin Santy, Amar Budhiraja, Kalika Bali, and Monojit Choudhury. 2020. [The state and fate of linguistic diversity and inclusion in the NLP world](#). In *Proceedings of the 58th Annual Meeting of the Association for Computational Linguistics*, pages 6282–6293, Online. Association for Computational Linguistics.
- Philipp Koehn. 2005. [Europarl: A parallel corpus for statistical machine translation](#). In *Proceedings of Machine Translation Summit X: Papers, MTSummit 2005, Phuket, Thailand, September 13-15, 2005*, pages 79–86.
- Bing Li, Yujie He, and Wenjin Xu. 2021a. [Cross-lingual named entity recognition using parallel corpus: A new approach using xlm-roberta alignment](#). *CoRR*, abs/2101.11112.
- Bing Li, Yujie He, and Wenjin Xu. 2021b. [Cross-lingual named entity recognition using parallel corpus: A new approach using xlm-roberta alignment](#). *CoRR*, abs/2101.11112.
- Zihan Liu, Yan Xu, Tiezheng Yu, Wenliang Dai, Ziwei Ji, Samuel Cahyawijaya, Andrea Madotto, and Pascale Fung. 2021. [Crossner: Evaluating cross-domain named entity recognition](#). In *Thirty-Fifth AAAI Conference on Artificial Intelligence, AAAI 2021, Thirty-Third Conference on Innovative Applications of Artificial Intelligence, IAAI 2021, The Eleventh Symposium on Educational Advances in Artificial Intelligence, EAAI 2021, Virtual Event, February 2-9, 2021*, pages 13452–13460. AAAI Press.
- Tobias Mayer, Elena Cabrio, and Serena Villata. 2020. [Transformer-based argument mining for healthcare applications](#). In *ECAI 2020 - 24th European Conference on Artificial Intelligence, 29 August-8 September 2020, Santiago de Compostela, Spain, August 29 - September 8, 2020 - Including 10th Conference on Prestigious Applications of Artificial Intelligence (PAIS 2020)*, volume 325 of *Frontiers in Artificial Intelligence and Applications*, pages 2108–2115. IOS Press.
- Jian Ni, Georgiana Dinu, and Radu Florian. 2017. [Weakly supervised cross-lingual named entity recognition via effective annotation and representation projection](#). In *Proceedings of the 55th Annual Meeting of the Association for Computational Linguistics (Volume 1: Long Papers)*, pages 1470–1480, Vancouver, Canada. Association for Computational Linguistics.
- Franz Josef Och and Hermann Ney. 2003. [A systematic comparison of various statistical alignment models](#). *Computational Linguistics*, 29(1):19–51.

- Maria Pontiki, Dimitris Galanis, Haris Papageorgiou, Ion Androutsopoulos, Suresh Manandhar, Mohammad AL-Smadi, Mahmoud Al-Ayyoub, Yanyan Zhao, Bing Qin, Orphée De Clercq, Véronique Hoste, Marianna Apidianaki, Xavier Tannier, Natalia Loukachevitch, Evgeniy Kotelnikov, Nuria Bel, Salud María Jiménez-Zafra, and Gülşen Eryiğit. 2016. [SemEval-2016 task 5: Aspect based sentiment analysis](#). In *Proceedings of the 10th International Workshop on Semantic Evaluation (SemEval-2016)*, pages 19–30, San Diego, California. Association for Computational Linguistics.
- Noam Shazeer and Mitchell Stern. 2018. [Adafactor: Adaptive learning rates with sublinear memory cost](#). In *Proceedings of the 35th International Conference on Machine Learning, ICML 2018, Stockholm, Sweden, July 10-15, 2018*, volume 80 of *Proceedings of Machine Learning Research*, pages 4603–4611. PMLR.
- Brian Thompson and Matt Post. 2020. [Automatic machine translation evaluation in many languages via zero-shot paraphrasing](#). In *Proceedings of the 2020 Conference on Empirical Methods in Natural Language Processing, EMNLP 2020, Online, November 16-20, 2020*, pages 90–121. Association for Computational Linguistics.
- Erik F. Tjong Kim Sang and Fien De Meulder. 2003. [Introduction to the CoNLL-2003 shared task: Language-independent named entity recognition](#). In *Proceedings of the Seventh Conference on Natural Language Learning at HLT-NAACL 2003*, pages 142–147.
- Jannis Vamvas and Rico Sennrich. 2022. [Nmtdscore: A multilingual analysis of translation-based text similarity measures](#). *CoRR*, abs/2204.13692.
- Mengqiu Wang and Christopher D. Manning. 2014. [Cross-lingual projected expectation regularization for weakly supervised learning](#). *Transactions of the Association for Computational Linguistics*, 2:55–66.
- Thomas Wolf, Lysandre Debut, Victor Sanh, Julien Chaumond, Clement Delangue, Anthony Moi, Pierric Cistac, Tim Rault, Rémi Louf, Morgan Funtowicz, and Jamie Brew. 2019. [Huggingface’s transformers: State-of-the-art natural language processing](#). *CoRR*, abs/1910.03771.
- Jiateng Xie, Zhilin Yang, Graham Neubig, Noah A. Smith, and Jaime Carbonell. 2018. [Neural cross-lingual named entity recognition with minimal resources](#). In *Proceedings of the 2018 Conference on Empirical Methods in Natural Language Processing*, pages 369–379, Brussels, Belgium. Association for Computational Linguistics.
- Linting Xue, Noah Constant, Adam Roberts, Mihir Kale, Rami Al-Rfou, Aditya Siddhant, Aditya Barua, and Colin Raffel. 2021. [mt5: A massively multilingual pre-trained text-to-text transformer](#). In *Proceedings of the 2021 Conference of the North American Chapter of the Association for Computational Linguistics: Human Language Technologies, NAACL-HLT 2021, Online, June 6-11, 2021*, pages 483–498. Association for Computational Linguistics.
- Susan Zhang, Stephen Roller, Naman Goyal, Mikel Artetxe, Moya Chen, Shuohui Chen, Christopher Dewan, Mona T. Diab, Xian Li, Xi Victoria Lin, Todor Mihaylov, Myle Ott, Sam Shleifer, Kurt Shuster, Daniel Simig, Punit Singh Koura, Anjali Sridhar, Tianlu Wang, and Luke Zettlemoyer. 2022. [OPT: open pre-trained transformer language models](#). *CoRR*, abs/2205.01068.
- Ran Zhou, Xin Li, Lidong Bing, Erik Cambria, Luo Si, and Chunyan Miao. 2022. [Conner: Consistency training for cross-lingual named entity recognition](#). *CoRR*, abs/2211.09394.

A Appendix

A.1 Tuning the Word Alignment Systems

To validate our results and further demonstrate the performance of T-Projection, we conduct a set of experiments that evaluate the performance of word-alignment systems under different settings. We first compare the annotation projection performance when using and not using 50,000 parallel sentences as data augmentation for training the word aligners. Note that in Section 5 all the results we show correspond to using 50,000 extra parallel sentences for training the word-alignment systems. As Table 4 shows, using the augmented dataset achieves the best performance. SimAlign (Dou and Neubig, 2021) and AWESOME (Dou and Neubig, 2021) recommend using their systems with multilingual-bert-based (Devlin et al., 2019) as backbone. However, we also test XLM-RoBERTa-xl (Conneau et al., 2020) 3 billion parameter model with SimAlign and XLM-RoBERTa-large (355M parameters) model with AWESOME (The released AWESOME code at the time of writing this paper doesn’t support XLM-RoBERTa-xl). Using XLM-RoBERTa produce worse results than using multilingual BERT. These experiments show that we are using the word-alignment systems in their best-performing settings.

A.2 Laser vs NMTscore

We conducted experiments using LASER 2.0 (Artetxe and Schwenk, 2019) sentence representations instead of the translation probabilities of NMTscore. We encode the source span as well as all the projection candidates using LASER encoder. We then rank them using cosine similarity. Table 5 shows the results. LASER2.0 is competitive when dealing with the short labeled sequences in the OTE and NER task. But the performance decreases when dealing with large sequences in the AM task. For every task and language, projection probabilities get the best results.

A.3 Training details

We train the HuggingFace’s (Wolf et al., 2019) implementation of mT5⁴ (3 billion parameter model) in the candidate generation step using the following hyper-parameters: Batch size of 8, 0.0001 learning rate, 256 tokens sequence length, cosine scheduler with 500 warm up steps and no weight decay. We

use AdaFactor (Shazeer and Stern, 2018) optimizer. We train the model for 10 epochs in the OTE task, and 4 epochs for the NER and AM tasks. In the candidate selection step, we also use HuggingFace’s implementation of M2M100, and we use m2m100-12B-last-ckpt⁵ checkpoint of M2M100 released by the authors. We use the direct-translation function of the NMTscore library to compute the translation probabilities.

A.4 Dataset details

We list the size (number of sentences) of the dataset we use in Table 6. Note that all the datasets we use are parallel in all the languages, and the number of sentences is the same for all the languages.

Task	Split	Sentence No
Split		
ABSA (Pontiki et al., 2016)	Train	2000
ABSA (Pontiki et al., 2016)	Test	676
NER		
Europarl (Agerri et al., 2018)	Test	799
CoNLL03 (Tjong Kim Sang and De Meulder, 2003)	Train	14987
CoNLL03 (Tjong Kim Sang and De Meulder, 2003)	Dev	3466
CoNLL03 (Tjong Kim Sang and De Meulder, 2003)	Test	3684
AM		
AbsRCT Neoplasm (Mayer et al., 2020)	Train	4404
AbsRCT Neoplasm (Mayer et al., 2020)	Dev	679
AbsRCT Neoplasm (Mayer et al., 2020)	Test	1251

Table 6: Size (Number of sentences) of the dataset we use to train and evaluate our systems.

For OTE, we use the SemEval-2016 Task 5 Aspect Based Sentiment Analysis (ABSA) dataset (Pontiki et al., 2016). We train T-Projection with the concatenation of the English train and test splits. We evaluate all the systems by projecting the training split. For NER we use the English, Spanish, German, Italian europarl parallel dataset from (Agerri et al., 2018). We train T-Projection with the concatenation of the English europarl dataset with the train, dev and test splits of the English CoNLL 2003 dataset (Tjong Kim Sang and De Meulder, 2003). We evaluate the systems by projecting the English NER europarl test splits. For Argument Mining, we use the AbsRCT Neoplasm English dataset (Mayer et al., 2020) and the Spanish AbsRCT corpus generated by machine translating the English AbsRCT corpus with DeepL and manually projecting the labels. We train T-Projection of the concatenation of the English Neoplasm train, dev and test split. We evaluate the systems by projecting the English Neoplasm train split.

⁴<https://huggingface.co/google/mt5-xl>

⁵<https://huggingface.co/facebook/m2m100-12B-last-ckpt>

System	Data Augmentation	Backbone	OTE			NER			AM	Average
			ES	FR	RU	ES	DE	IT	ES	
Giza++ (Och and Ney, 2003)	0	mBERT	76.2	73.8	78.2	71.4	66.6	65.7	86.4	76.8
FastAlign (Dyer et al., 2013)	0	mBERT	72.3	70.4	74.6	60.3	64.0	57.5	84.0	72.4
SimAlign (Jalili Sabet et al., 2020)	-	mBERT	86.7	86.3	87.7	85.4	87.4	81.3	84.1	85.3
AWESOME (Dou and Neubig, 2021)	0	mBERT	88.9	89.8	91.2	86.1	89.4	83.0	57.1	77.8
Giza++ (Och and Ney, 2003)	50000	mBERT	77.0	73.3	72.4	73.3	75.3	68.4	86.6	77.7
FastAlign (Dyer et al., 2013)	50000	mBERT	75.0	72.9	76.9	70.2	77.0	67.0	85.7	77.4
AWESOME (Dou and Neubig, 2021)	50000	mBERT	91.5	91.1	93.7	87.3	90.7	83.1	54.8	78.0
SimAlign (Jalili Sabet et al., 2020)	-	XLm-RoBERTa-xl	86.2	86.1	89.5	85.8	88.4	81.2	76.9	83.1
AWESOME (Dou and Neubig, 2021)	50000	XLm-RoBERTa-large	86.1	86.1	87.4	87.2	87.5	83.1	54.8	75.8
T-Projection	-	-	95.1	92.3	95.0	93.6	94.0	87.2	96.0	93.9

Table 4: Results of the different word alignment systems when we train with and without a data augmentation corpus and different backbone models

Candidate Scorer	OTE			NER			AM	Average
	ES	FR	RU	ES	DE	IT	ES	
Translation Probability	95.1	92.3	95.0	93.6	94.0	87.2	96.0	93.9
LASER 2.0	89.0	80.6	91.3	91.2	91.6	86.5	70.4	82.4

Table 5: Results of T-Projection when selecting candidates using translation probability scores vs using the cosine similarity of the multilingual vector representations of the candidates computed using LASER 2.0

A.5 Hardware used

We perform all our experiments using a single NVIDIA A100 GPU with 80GB memory. The machine used has two AMD EPYC 7513 32-Core Processors and 512GB of RAM.