

Does CLIP Bind Concepts? Probing Compositionality in Large Image Models

Martha Lewis

Department of Engineering Maths
University of Bristol
martha.lewis@bristol.ac.uk

Qinan Yu, Jack Merullo, Ellie Pavlick

Department of Computer Science
Brown University
first_last@brown.edu

Abstract

Large-scale models combining text and images have made incredible progress in recent years. However, they can still fail at tasks requiring compositional knowledge, such as correctly picking out a *red cube* from a picture of multiple shapes. We examine the ability of CLIP (Radford et al., 2021), to caption images requiring compositional knowledge. We implement five compositional language models to probe the kinds of structure that CLIP may be using, and develop a novel training algorithm, Compositional Skip-gram for Images (CoSI), to train these models. We look at performance in attribute-based tasks, requiring the identification of a particular combination of attribute and object (such as *red cube*), and in relational settings, where the spatial relation between two shapes (such as *cube behind sphere*) must be identified. We find that in some conditions, CLIP is able to learn attribute-object labellings, and to generalize to unseen attribute-object combinations. However, we also see evidence that CLIP is not able to bind features together reliably. Moreover, CLIP is not able to reliably learn relations between objects, whereas some compositional models are able to learn these perfectly. Of the five models we developed, none were able to generalize to unseen relations.

1 Introduction

Distributional, vector-based approaches to modelling language have proved incredibly successful in the last few decades, starting from static count based models such as latent semantic analysis (Lan-dauer and Dumais, 1997), through artificial neural network architectures such as word2vec and GloVe (Mikolov et al., 2013; Pennington et al., 2014), to deep neural architectures like BERT (Devlin et al., 2019). At the same time, huge progress has been made in computer vision, and the combination of the two is proving particularly strong in problems

of image classification, visual question answering, and recently image generation.

Within both language and vision modelling, compositionality is a key goal. Humans are undoubtedly able to use compositional reasoning to understand novel combinations of concepts, and to *bind* concepts together to treat them as a whole. For example, in the statement *a red cube and a blue cylinder*, we understand that it is the cube that is red and the cylinder that is blue, and not the other way around - we bind red to cube and blue to cylinder. At the same time, if you learn a new colour word *klim* by seeing *klim cubes*, you will also be able to generalize to *klim cylinders*.

Approaches to compositionality within natural language processing (NLP) have included simple vector-based composition (Mitchell and Lapata, 2010), type-logical models of composition, in which words inhabit different vector spaces dependent on their grammatical type (Baroni and Zamparelli, 2010; Coecke et al., 2010), structured neural models such as Socher et al. (2012); McCoy et al. (2019), and neural models of sentence representation such as Conneau et al. (2017); Devlin et al. (2019).

In the field of image processing, we see a drive towards compositionality in the problems of image captioning, zero-shot learning, and visual question answering. Compositional approaches can improve models by allowing them to be trained with less data and to generalize more easily to unseen concepts via **compositional generalization**, i.e., whether a model trained on one set of label combinations can then perform well on *unseen* label combinations. A variety of compositional architectures for image captioning and VQA have been proposed (Andreas et al., 2016; Nagarajan and Grauman, 2018; Bugliarello and Elliott, 2021). Recent work has developed models trained on both language and images, and these have been lauded as being able to perform extremely well in a zero-shot

setting. However, these models do not necessarily perform well at simple compositional tasks that humans are easily able to perform, such as identifying spatial relations.

This paper looks at the ability of one such model, CLIP (Radford et al., 2021), to correctly caption images that require compositional knowledge, and introduces new compositional methods for image captioning. We investigate the ability of CLIP and of a set of compositional models to perform compositional generalization in two settings: an attribute-object setting where we ask for a labelling such as *red cube*, and a relational setting where we ask for the relation between two objects, for example *cube behind sphere*. We find that frozen CLIP is able to identify the attributes of objects when only one object is present in the scene, but that performance degrades when two or more objects are present. This indicates an inability to bind attributes to objects consistently. Frozen CLIP also fails to identify relations consistently. Fine-tuning CLIP improves its performance in the attribute setting, and it is able to generalize to unseen attribute-object combinations. In the relational setting, fine-tuning helps the performance of CLIP however, it is completely unable to label images with unseen relations. We introduce novel models and training algorithms for compositional image labelling approaches, specifically a type-logical approach (Baroni and Zamparelli, 2010; Coecke et al., 2010) and a role-filler approach (Smolensky, 1990; Plate, 1995), as well as testing simple pointwise compositional approaches. We find that within the attribute-based setting, models involving addition perform most strongly in the generalization setting, and that these models most closely match the stronger performance of CLIP. In the relational setting, the type logical approach performs extremely strongly, but like CLIP, is completely unable to generalize.

1.1 Key contributions

- Novel algorithm – Compositional Skipgram for Images (CoSI) – for learning composable word vectors from labelled images.
- Analysis of the ability of CLIP to perform compositional generalization.
- Analysis of the ability of compositional models to perform compositional generalization.

2 Background

2.1 Compositional approaches in modelling language

Key models of composition used in NLP include simple elementwise composition (Mitchell and Lapata, 2010), where vectors are combined by elementwise addition or multiplication, neural models of composition (Socher et al., 2012), type-logical models of composition (Baroni and Zamparelli, 2010; Coecke et al., 2010), and role-filler modes of composition (Smolensky, 1990; McCoy et al., 2019). We focus on type-logical and role-filler models of composition. These can theoretically address the problems of binding and generalization discussed in section 1, and are highly structured and linguistically motivated. We will contrast these with simple elementwise baseline models.

Type-logical vector based semantics

Type-logical approaches to distributional semantics were proposed in (Baroni and Zamparelli, 2010; Coecke et al., 2010). The key ideas behind these approaches are to set up a mapping from a model of grammar, usually some variant of categorial grammar, to the realm of vector spaces. Nouns and sentences are modelled as vectors in vector spaces N and S , and adjectives and verbs are modelled as (multi)linear maps acting over these spaces. In particular, adjectives are modelled as linear maps from N to itself, intransitive verbs are modelled as linear maps from N to S , and transitive verbs are modelled as bilinear maps from $N \times N$ to S . Concretely, adjectives and intransitive verbs are matrices in $N \otimes N$ and $N \otimes S$, and transitive verbs are order 3 tensors in $N \otimes S \otimes N$. Composition is carried out by tensor contraction. For a simple example, consider the sentence *Dogs bark*. The word *dogs* is mapped to a vector \overrightarrow{dogs} and *bark* is mapped to a matrix \underline{bark} . Tensor contraction is applied to obtain a vector $\overrightarrow{dogs\ bark}$, as in equation (1)

$$dogs\ bark \mapsto (\overrightarrow{dogs}^\top \cdot \underline{bark})^\top = \overrightarrow{dogs\ bark} \quad (1)$$

Role-filler based semantics

Introduced in Smolensky (1990), role-filler based representations provide a means of representing structure using vectors. Smolensky (1990) argues that a symbolic structure can be represented as a collection of role-filler bindings, specifically instantiated as **tensor product variable bindings**.

The sentence *Dogs bark* can be interpreted as $\{dogs/noun, bark/verb\}$, where *noun* and *verb* are both roles, *dogs* and *bark* are fillers, and the slash / is interpreted as a symbolic binding operator. Mapping this over to vector spaces, we interpret each role and each filler as vectors, the binding operation as tensor product, and the collection of bindings as the sum. This is illustrated in equation (2)

$$\begin{aligned} dogs\ bark &\mapsto \{dogs/noun, bark/verb\} \\ &\mapsto \overrightarrow{dogs} \otimes \overrightarrow{noun} + \overrightarrow{bark} \otimes \overrightarrow{verb} \quad (2) \end{aligned}$$

The use of role-filler bindings to represent symbolic structures in general are called vector symbolic architectures (VSAs), and a number of proposals for binding and collection mechanisms have been made (Gayler, 2003). A particular variant of note in the use of **holographic reduced representations**, introduced by (Plate, 1995). Holographic reduced representations are similar to tensor product variable bindings, except that the binding operator is *circular convolution* rather than tensor product.

2.2 Compositional approaches in image processing

Image captioning A number of deep neural models of image captioning have been developed. Vinyals et al. (2015) take the approach of viewing image captioning as an encoder-decoder task, encoding the image using a CNN, and then decoding the image into a caption using an LSTM. Show, Attend, and Tell (Xu et al., 2015) use a neural attention mechanism, and Dai and Lin (2017) take a contrastive approach. More recently, Radford et al. (2021) developed Contrastive Language-Image Pre-training (CLIP). This model trains an image encoder, either a ResNet or a Vision Transformer, and a text encoder (TextTransformer), to produce image embedding and text embeddings. The image and text encoders are then optimized to maximise the inner product of the text embedding corresponding to the appropriate caption and the image embedding. CLIP is able to successfully perform zero-shot classification on datasets such as ImageNet (Deng et al., 2009).

Compositional approaches A range of approaches tackle the problem of compositional generalization in image processing. Andreas et al. (2016) use a neural module network approach to give a compositional approach to building VQA

systems. Atzmon et al. (2016) investigate the performance of a structured SVM prediction model on object triples. Nagarajan and Grauman (2018) develop an approach that views attributes as operators, using GloVe word embeddings and modelling attributes as matrices. Nikolaus et al. (2019) use a multitask model trained for image captioning and image-sentence ranking, extended in Bugliarello and Elliott (2021) to include syntactic planning. Nayak et al. (2022) propose a method for learning compositional soft prompts that can be used with systems like CLIP.

3 Models

We test two key varieties of order-based compositional model, namely a type-logical model and a role-filler model as well as simple pointwise composition. We assume that images can be represented using vectors but are agnostic as to whether they are learned together with word representations or in a prior stage. The aim is to learn vectors for words that can be composed to phrases describing the images. The vectors for phrases describing the images should be close to the vectors for the images themselves.

Type-logical model (TL) Within the type-logical model, we model nouns as vectors, adjectives as matrices, and relations as order-3 tensors. Composition is implemented as in equations (3) and (4), where we use the notation \overrightarrow{v} for a vector, \underline{M} for a matrix, and \underline{T} for an order 3 tensor.

$$\overrightarrow{adj\ noun} = \underline{adj} \cdot \overrightarrow{noun} \quad (3)$$

$$\overrightarrow{subj\ rel\ obj} = \overrightarrow{subj}^\top \cdot \underline{rel} \cdot \overrightarrow{obj} \quad (4)$$

Role-filler model (RF) In the role-filler model, we generate a vector for each vocabulary word, or filler, which could be of type noun, adjective, or relation, and one vector for each type of word, or role. Roles are bound to fillers using circular convolution (Plate, 1995). Composition is implemented as in equations (5) and (6).

$$\overrightarrow{adj\ noun} = \overrightarrow{adj} \circledast \overrightarrow{r_{adj}} + \overrightarrow{noun} \circledast \overrightarrow{r_{noun}} \quad (5)$$

$$\overrightarrow{s\ rel\ o} = \overrightarrow{s} \circledast \overrightarrow{r_s} + \overrightarrow{rel} \circledast \overrightarrow{r_{rel}} + \overrightarrow{o} \circledast \overrightarrow{r_o} \quad (6)$$

We also implement three simple models **Add**, consisting of combining word vectors by addition, **Mult**, where word vectors are combined by pointwise multiplication, and **Conv**, where composition is via circular convolution.

3.1 Training algorithms

To train our models, we use a modification of the skipgram with negative sampling (SGNS) algorithm (Mikolov et al., 2013). The idea of using SGNS in a compositional setting was used in Mailard and Clark (2015); Wijnholds et al. (2020), and we build on these ideas to extend firstly beyond just the type-logical compositional setting, and secondly to the domain of images.

In the standard SGNS algorithm, the aim is to learn vectors for words by maximizing the similarity between words that occur in the same context, and minimizing the similarity between words the do not occur together. This is done by maximising the following objective function:

$$J(\theta) = -\log \sigma(\vec{t} \cdot \vec{c}) - \sum_{\vec{c} \in \bar{C}} \log \sigma(-\vec{t} \cdot \vec{c}) \quad (7)$$

where \vec{t} is the vector for the target word, \vec{c} is the vector for a true context word and \bar{C} are vectors for negative context words.

Our algorithm extends the standard Skipgram algorithm to a compositional setting that can be applied to images, called Compositional Skipgram for Images (CoSI). Assume we have vectors \vec{m} for images labelled with descriptive phrases $p = w_1 w_2 \dots w_n$, and assume we have compositional phrase vectors $\vec{p} = f(\vec{w}_1, \vec{w}_2, \dots, \vec{w}_n)$, that is, vectors that have been formed from the composition of vectors $\vec{w}_1, \vec{w}_2, \dots$ for the individual words in p . Assume further we have compositional phrase vectors $\vec{\bar{p}}$ for phrases that are false descriptions of a given image, analogous to the negative samples in SGNS. We then maximize an analogous objective function

$$J(\theta) = -\log(\sigma(\vec{m} \cdot \vec{p})) - \sum_{k=1}^K (-\vec{m} \cdot \vec{p}_k) \quad (8)$$

$$= -\log(\sigma(\vec{m} \cdot f(\vec{w}_1, \vec{w}_2, \dots, \vec{w}_n))) - \sum_{k=1}^K (-\vec{m} \cdot f(\vec{w}_{k1}, \vec{w}_{k2}, \dots, \vec{w}_{kn})) \quad (9)$$

where f is one of our models **Add**, **Mult**, **Conv**, **RF**, or **TL**. We maximize only over the parameters of \vec{p} and $\vec{\bar{p}}$. This is described in algorithm 1.

4 Datasets

The image datasets we use are based on the CLEVR dataset (Johnson et al., 2017). This dataset was

Algorithm 1: CoSI training

```

for each word  $w$  in the vocabulary do
  Randomly initialise a vector  $\vec{w}$  and role
  vector  $\vec{r}_w$  if needed.
end
for each image  $m$  in the dataset do
  for each phrase  $p = w_1 \dots w_n$  describing
  the image do
    Retrieve word vectors  $\vec{w}_1, \dots, \vec{w}_n$ 
    Sample  $K$  negative phrases  $\bar{p}_k$ .
  end
  for each  $\bar{p}_k \in \{\bar{p}_1, \dots, \bar{p}_K\}$  such that
   $\bar{p}_k = w_{k1} \dots w_{kn}$  do
    Retrieve word vectors  $\vec{w}_{k1}, \dots, \vec{w}_{kn}$ 
    Form  $\vec{\bar{p}}_k = f(\vec{w}_{k1}, \dots, \vec{w}_{kn})$ 
  end
  Maximise equation 9 with respect to
   $\vec{w}_i$  and  $\vec{w}_{ki}$  for  $i = 1, \dots, n$  and  $k =$ 
   $1, \dots, K$ .
end

```

originally designed for the the task of visual question answering. The dataset consists of images containing multiple objects - cubes, cylinders, or spheres, in varying textures, sizes, and colours. The dataset includes a split – CLEVR-CoGenT – that tests for compositional generalization. The dataset is split into two conditions. In condition A, cubes can be gray, blue, brown, or yellow, and cylinders can be red, green, purple, or cyan. In condition B, cubes can be red, green, purple, or cyan, and cylinders can be gray, blue, brown, or yellow. Spheres can be any colour in either condition. We use both the original CLEVR-CoGenT dataset and generate our own datasets comprising two shapes per image, aimed at investigating performance on attribute-based and relational-based tasks.

4.1 Single-object dataset

To conduct a baseline study of which properties CLIP can recognize, we build a dataset of images consisting of one object each. We generated images with two different materials: rubber and metal; three different shapes: cube, sphere, and cylinder; eight different colors: blue, red, yellow, purple, green, cyan, brown, and gray. For each combination of properties, we generated 100 images. In each image, the object has slightly different lighting, rotation, and position.

4.2 Attribute-based two-object dataset

We generated a dataset comprising two objects per image using code from (Johnson et al., 2017)¹ to analyze the ability of CLIP to bind properties to objects. Each image contains a cube and a sphere, of which one object – the *query* – is larger. We treat the smaller object as a *distractor*. We generate images for all possible pairs of distinct colours from a set of five: blue, red, yellow, purple, and green. We generate 25 images for each combination, resulting in 1000 images in total.

4.3 Attribute-based multi-object dataset

This dataset uses images from Johnson et al. (2017). One datapoint consists of: an image, a true label, and n distractor labels. Labels consist of an adjective and a noun. The nouns are the shapes, either cube, sphere, or cylinder, and the adjectives are a size, a material, or a colour. The n distractor labels are randomly sampled from the set of labels that do not apply to a given image. We use the set of 70,000 training images supplied by CLEVR-CoGenT, the validation set in condition A, which we simply call the ‘validation set’, and the validation set in condition B, which we simply call the ‘generalization set’ have 15,000 images each. The dataset contains all possible true labels that can apply to each image, each paired with n distractor labels. Total datapoints for the training set is 1,365,072, for the validation set is 293,700, and for the generalization set is 291,579.

4.4 Relational two-object dataset

To train and evaluate our relational models, we generate a new dataset that focuses on the spatial relations between object. We modify code from Johnson et al. (2017) to generate images with two objects, one on each side of the image, and one of which is behind the other. See figure 1 for an example. We generate 10,000 training images, 5,000 validation images, and 5,000 generalisation set images. In the training and validation sets, cubes are always in front of cylinders. In the generalization set, cubes are always behind cylinders. Spheres can be anywhere, and each shape can be on either side of the image. Each image has two different shapes. We use the relational labels provided with the CLEVR dataset, that is, *behind*, *front*, *left*, and *right*. Labels for the images are of the form

subj rel obj, and there are exactly 4 true labels for every image, giving 40,000 image-label pairs for the training set, and 20,000 image label pairs for each of the validation and generalization datasets.




Figure 1: Example image from relational dataset. Relations are the the cube is in front of the cylinder, the cylinder is behind the cube, the cube is right of the cylinder, and the cylinder is left of the cube.

With each true label for each image, we supply 4 distractor labels, constructed in the following way. Suppose the true label is aRb , where $a, b \in \{cube, sphere, cylinder\}$ are objects and $R \in \{left, right, behind, front\}$ is a relation. The 4 distractor labels are constructed as $\{bRa, aSb, aRc, cRb\}$, where c is an object different to a or b and S is the relation opposite to R .

5 Experiments and Results

We investigate the performance of CLIP to correctly label images requiring compositional knowledge on each of the datasets in Section 4, and compare the performance of compositional models in these settings.

5.1 CLIP - attribute-object setting

Single-object dataset We test CLIP’s ability to correctly classify captions describing properties of objects (shape, material, color) in the single-object dataset before testing its ability to *compose* such concepts. Each caption is given in the form “A picture of a <property>”² where <property> is some property from the dataset described in 4.1. The model is given captions with each possible choice for that property (e.g., one candidate caption per

¹<https://github.com/facebookresearch/clevr-dataset-gen>

²If the property is a color or material, e.g., “blue”, the caption has the word “object” appended to make it grammatically well-formed: “A picture of a blue object”

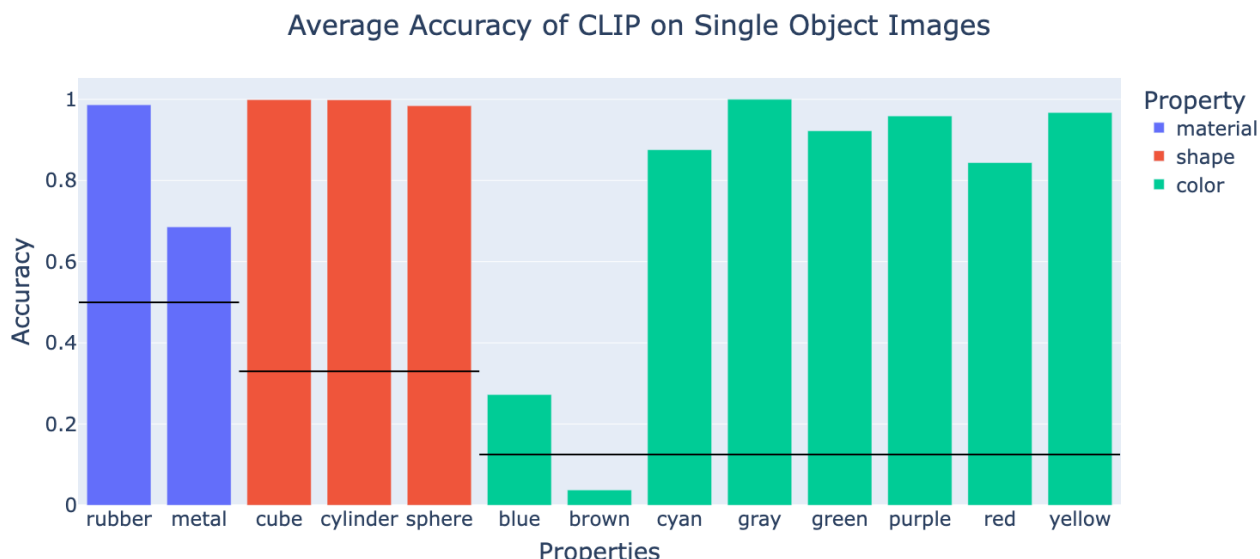


Figure 2: The accuracy of CLIP prediction on the properties averaged over all the 100 images in one combination $\langle \text{material}, \text{shape}, \text{color} \rangle$, averaged over all the combinations. Black lines indicate random chance for that category.

color for the color test). We find that most properties have 80-100% accuracy on the recognition task (Figure 2), indicating CLIP’s ability to map between these properties and the word describing it. CLIP struggles with identifying the colours brown and blue (3.8% and 27.3% respectively, random chance: 12.5%) and identifying metal vs. rubber objects (metal objects were correctly classified 68.6% of the time, random chance: 50%).

Two-object attribute dataset We test CLIP’s ability to *bind* the concepts it is capable of recognizing together. Given two objects, can CLIP assign attributes to specific objects in the image, as opposed to merely a ‘bag-of-concepts’? For example, will CLIP label Figure 1 with *green cube* or *gray cube*? Given an image with two objects, each candidate caption describes one of the objects in the image with two adjectives (see Section 4.2). Each caption varies by one word, which we refer to as the *test* property (e.g., colour. “gray” and “green” in the previous example). The other adjective is static, indicating *which* object the test property is describing (e.g., shape. “cube” in the previous example). We create template captions for each property pair from the set of {size, shape, color}³. Based on the results that CLIP can not properly map “blue” in this domain, we leave out images with blue objects, leaving us with the four remaining colors in the two-object attribute dataset. We feed in as many candidate captions as there

are values for the test property. The objects in the images always have disjoint properties.

Our results can be seen in Figure 3. We see that accuracy of classifying the correct caption varies from 50% for predicting between size options to 90% for predicting between shapes. Our results suggest that CLIP is able to use ‘size’ information to disambiguate which object is some color, but unable to disambiguate size given the color of the object. We see for the size test condition, the model always prefers to predict shape or color to the smaller object. On the other hand, the model is almost perfectly able to predict the shape of the object described using its size or color (94% and 89% accuracy respectively). We see results above chance but still unimpressive for predicting color based on a description of the object’s size or shape (45% and 50% accuracy respectively. Chance: 25%). Inconsistencies in the ability to connect attributes to objects in an image indicate that CLIP is not capable of representing compositional information in this domain.

Multi-object attribute dataset We evaluate frozen CLIP’s performance on images from the CLEVR-CoGenT dataset labelled with adjective-noun labels. We provide CLIP with 5 captions, one of which is a true caption of the image, and the other 4 of which are randomly sampled from the set of possible false captions. Each caption is given in the form “A picture of a $\langle \text{adjective-noun} \rangle$ and some other objects”. Performance across the board, while better than random chance (20%), is still low

³For size, the options are “smaller” and “larger”

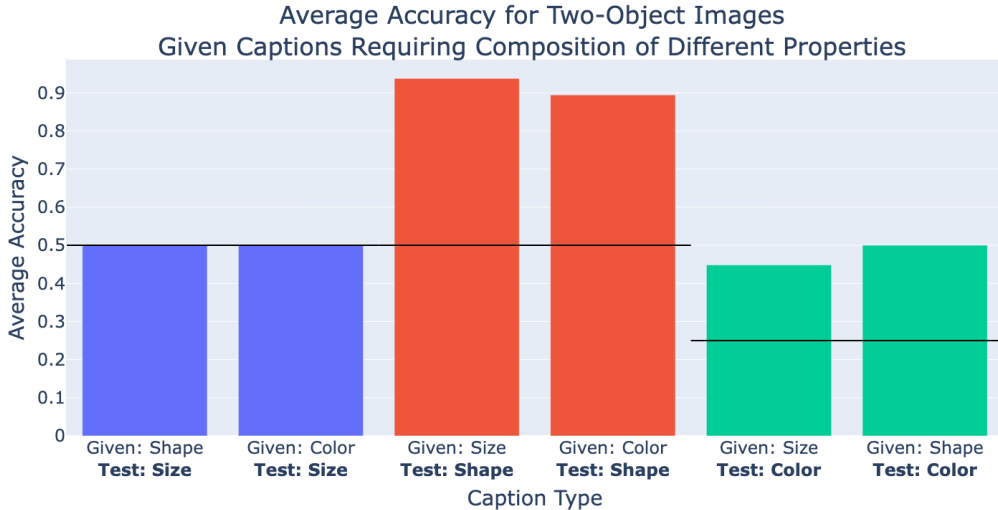


Figure 3: Given two objects in an image, CLIP must assign the highest similarity to the caption that maps the test property to the object with the *given* property. For example: given shape and testing on color for a picture of a sphere, the captions will appear as “A picture of a <color> sphere” where <color> is one of the eligible color words. CLIP is entirely unable to classify above chance between the large and small conditions when given captions describing the color or shape of the object, but somehow is able to use size information when given in order to predict color and shape. The only pair of properties CLIP appears able to map are shape given either size or color (90% accuracy). The skewed results suggest that CLIP does not systematically assign these properties to objects in images. Black lines indicate random chance.

(5 - 47%, depending on split), see table 3.

We finetune CLIP on 1% of the dataset using the Adam optimizer and crossentropy loss, with a learning rate of 5×10^{-6} . and achieve a substantial increase in performance to 91% on the training and validation sets, and 86% on the generalization set. Table 2 shows that performance is extremely high across all categories apart from within the Sphere-Colour label combinations. In particular, there is only a slight drop in performance across the Shape and Colour categories for Cube and Cylinder, indicating that the model is able to generalize well.

Table 2: Breakdown of accuracy across categories for CLIP finetuned on 1% of the dataset. In the generalization set, the finetuned CLIP is able to generalize to unseen colour and shape combinations (highlighted in blue)

Accuracy		Shape	Col	Size	Mat'l
Val	Cube	96	95	97	97
	Cyl	97	96	98	99
	Sph	97	42	99	99
Gen	Cube	87	91	89	84
	Cyl	96	95	98	94
	Sph	92	34	99	99

Table 1: Performance of CLIP on the full CLEVR adjective-noun dataset. Random chance: 20%

Accuracy	Train	Val	Gen
CLIP frozen	46.86	46.60	45.15
CLIP finetuned 1%	91.13	90.98	85.99

5.2 Compositional models - attribute-object setting

We train our compositional models over the multi-object dataset to predict adjective-noun labels. As image vectors, we use the output image embeddings of CLIP fine-tuned to predict adjective-noun labels. Results are reported in table 3. No compositional model does as well as the finetuned CLIP,

although all do better than frozen CLIP. On training and validation splits, the multiplicative (**Mult**), convolutional (**Conv**), and type-logical (**TL**) perform most strongly. In table 4, we see that in all cases, validation split performance is stronger on Cube and Cylinder than on Sphere, and this drop in accuracy is mostly within the Colour category. This accords with the findings in section 4.1, where we see that CLIP is not able to reliably distinguish blue and brown. In table 5, we see that performance on the generalization set for Cube and Cylinder drops drastically for the models **Mult**, **Conv**, and **TL**. This indicates that they are not able to generalize effectively to novel combinations of colour and

shape. On the other hand, whilst overall accuracy is lower for **Add** and **RF**, we see less of a drop in performance on the categories Cube and Cylinder, indicating that generalization is more robust.

Table 3: Performance of compositional models on the full CLEVR adjective-noun dataset

Accuracy	Train	Val	Gen
Add	85.20	84.80	74.67
Mult	98.67	98.54	67.86
Conv	97.88	97.77	64.52
RF	76.95	76.65	68.99
TL	98.29	98.18	70.12

Table 4: Breakdown of accuracy across categories for on the validation set. Many models have near perfect performance. Performance is lower for the Sphere object category

Accuracy		Validation			
		Shape	Col	Size	Mat'l
Add	Cube	93	84	94	94
	Cyl	93	85	94	94
	Sph	88	64	87	87
Mult	Cube	99	99	100	99
	Cyl	99	99	100	99
	Sph	99	93	99	99
Conv	Cube	99	99	99	99
	Cyl	99	99	99	99
	Sph	99	89	99	99
RF	Cube	96	89	95	96
	Cyl	93	81	92	94
	Sph	59	39	63	70
TL	Cube	99	99	99	99
	Cyl	99	99	99	99
	Sph	99	92	99	99

5.3 CLIP - relational setting

On the relational two-object dataset, we find that frozen CLIP does little better than random chance (20%), with around 21% on training and validation splits and 28% on the generalization split. After training, performance improves substantially, to 84% on the training and validation sets and 59% on the generalization set (table 6). We trained CLIP for 5 epochs in total, but found that performance decreased from two epochs onward. We therefore report the best figures, obtained after one epoch. More details are available in appendix A

In table 7 we report on the breakdown of errors. After training, we see that CLIP is

Table 5: Breakdown of accuracy across categories for on the generalization set. **Mult**, **Conv**, and **TL** models are not able to generalize to the unseen colour combinations (highlighted in red). **Add** and **RF** have some generalization ability (highlighted in blue).

Accuracy		Generalization			
		Shape	Col	Size	Mat'l
Add	Cube	82	69	86	83
	Cyl	85	74	87	87
	Sph	81	52	80	78
Mult	Cube	87	53	82	78
	Cyl	65	26	84	74
	Sph	75	50	89	88
Conv	Cube	71	24	84	83
	Cyl	73	27	84	79
	Sph	73	48	85	85
RF	Cube	86	72	88	88
	Cyl	90	80	88	89
	Sph	53	32	56	59
TL	Cube	76	22	89	83
	Cyl	78	28	93	88
	Sph	80	52	96	95

able to distinguish the correct relation, but confuses one of the two shapes in the phrase. For example, if an object is correctly labelled as e.g. *sphere behind cylinder*, then CLIP will pick one of the options *sphere behind cube* or *cube behind cylinder*

Table 6: Performance of CLIP on the relational dataset at different training points

Accuracy	Train	Val	Gen
CLIP frozen	21.24	21.01	28.52
CLIP finetuned	84.16	83.86	59.41

5.4 Compositional models - relational setting

We trained our compositional model on the two-object relational dataset. Input to the model are image embeddings from CLIP finetuned on the full training split. We see stark differences between model performance on this dataset (Table 8). We find that **Add**, **Mult**, and **Conv**, which are all order-agnostic, perform little better than chance, as expected. More surprisingly, the **RF** performs similarly (32% on training and validation sets, 26% on generalization), even though relation and ordering are explicitly encoded. **TL** performs extremely well on the training and validation splits, but declines on the generalization split. In fact **TL** has 0%

Table 7: Errors in CLIP at different stages of training. If the correct relation is aRb , then bRa is the relation with subject and object swapped and aSb is the opposite relation with the same subject and object. c indicates that one of the shapes is incorrect. Notice that in the frozen case and early stages of training, CLIP gets the shape right but not the relation. In later stages of training, CLIP gets the relation right but makes an error on the shape.

% Errors		bRa	aSb	c
Val	Frozen	43.2	33.44	2.35
	Full	0.05	0.06	15.08
Gen	Frozen	43.38	25.92	2.18
	Full	0.06	0.07	39.3

accuracy on unseen label combinations (table 10), indicating that it is unable to generalize effectively.

Table 8: Performance of compositional model on the relational dataset

Accuracy	Train	Val	Gen
Add	25.10	25.11	24.94
Mult	24.58	24.77	25.04
Conv	27.36	27.31	27.55
RF	31.83	32.16	26.05
TL	100	100	83.20

In table 9 we provide a breakdown of the errors. We categorise errors into three types. If the true relation is aRb , we have an error of type bRa , where the objects and relation are the same, but the order has been switched. We also have errors of type aSb , where S is the relation opposite to R . These errors are both on the relation. The third kind of error listed is c , namely where one of the subject or object is incorrect. We see that the order-agnostic and role-filler models can all distinguish objects almost perfectly, but make errors on the relation. On the validation split, we see that the type-logical (TL) model can distinguish relations perfectly. On the generalization split, we see that most errors (14 percentage points of 17) are errors on the relation.

Table 10 gives performance on the unseen relations across all models. We see that both finetuned CLIP and the type-logical model are not able to correctly classify these relations, whereas the order-agnostic models can do so at a chance level by using information about the objects in the images.

Table 9: Breakdown of errors on compositional models. If the correct relation is aRb , then bRa is the relation with subject and object swapped and aSb is the opposite relation with the same subject and object. c indicates that one of the shapes is incorrect. Notice that the order agnostic models are able to classify shapes almost perfectly, and that the role-filler model behaves similarly to the order-agnostic model.

% Errors		bRa	aSb	c
Val	Add	24.88	50	0
	Mult	25.23	50	0.01
	Conv	22.68	49.99	0.03
	RF	37.09	30.74	0.02
	TL	0	0	0
Gen	Add	25.06	50	0
	Mult	24.96	49.99	0.01
	Conv	21.05	49.19	2.21
	RF	38.89	34.63	0.43
	TL	7.17	7.05	2.57

6 Discussion

Overall, we find that CLIP performs strongly on a task requiring compositional generalization in an attribute-object labelling task. We are able to finetune CLIP using a small amount of data to pick out the correct attribute-object label for an image with high accuracy (91%), and CLIP is able to generalize to unseen label combinations with only a small loss of accuracy (85%). Moreover, on the categories needing generalization, i.e. shape and colour, this performance is maintained. Of the compositional models, those with an additive component (**Add** and **RF**) are best able to generalize. Qualitative patterns of performance are similar between CLIP, **Add**, and **RF**. There is also a pattern across all models that performance is weaker on the Sphere-Colour category combination on both validation and generalization sets. Whilst there is no conclusive evidence that CLIP is using any particular compositional model on this task, performance, at least on the Cube and Cylinder categories, is most similar to **Add** or **RF**.

On the relational task, we do not see clear qualitative similarities between performance of CLIP and performance of the compositional models. On the one hand, both CLIP and **TL** completely fail to generalize to unseen relations. On the other, **TL** is able to classify every other label perfectly, whereas CLIP achieves much lower performance (84% on training and validation, 59% on generalization). Overall, we see that CLIP is able to reliably

Table 10: Generalization performance of all models

Acc	Cu behind Cyl	Cyl front Cu
CLIP ft	0	0
Add	36.69	12.09
Mult	16.38	34.13
Conv	37.82	2.38
RF	12.51	16.74
TL	0	0

identify the relation represented, but makes large numbers of errors on identifying the objects in the scene (15% errors on the validation set, 39% errors on the generalization set). In contrast, **Add**, **Mult**, **Conv**, and **RF** all learn to identify the shapes in the image accurately, but do not learn to distinguish the relation accurately. This is expected for the models **Add**, **Mult**, and **Conv**, because they do not preserve the order of composition, and hence cannot distinguish between aRb , bRa , and aSb . It is less expected for **RF**, since this model does encode the order and relation.

7 Conclusions and Further Work

We investigated the performance of CLIP on tasks that require compositional representations, and probed which, if any kinds of compositional mechanism CLIP may be using. To do this, we proposed a set of compositional models based on previous work in compositional distributional semantics, specifically, a type-logical model (Baroni and Zamparelli, 2010; Coecke et al., 2010), and a role-filler model (Smolensky, 1990; Plate, 1995), as well as comparing with pointwise compositional models such as additions and pointwise multiplication. We developed a novel training regime to learn representations for individual words that can then be composed. We used datasets of simple shapes, attributes, and relations, based on the CLEVR dataset (Johnson et al., 2017). On a single-object task, we saw that in general, frozen CLIP is able to reliably identify most colours, and can distinguish material fairly well. Extending to a two-object task, we saw that CLIP is not consistently able to bind concepts together. We further test on a multi-object dataset labelled with attribute-noun combinations, and a relational dataset labelled with spatial relations of the form *subj rel obj*. Across these tasks, CLIP and the compositional models have varying ability to generalize. In particular, on the attribute task, CLIP is fairly successful at generalizing, and has qualitative

similarities to models involving addition, whereas multiplicative and type-logical models have poor generalization capabilities. On the relational tasks, both finetuned CLIP and type-logical models have poor generalization abilities. Moreover, CLIP performs relatively badly across datapoints that do not require generalization capability.

Future work in this areas includes extending these models to datasets of realistic images and captions requiring more syntactic structure. We can also extend the CoSI architecture to train the image embeddings as well as word vectors.

References

- Jacob Andreas, Marcus Rohrbach, Trevor Darrell, and Dan Klein. 2016. [Neural Module Networks](#). In *Proceedings of the IEEE Conference on Computer Vision and Pattern Recognition*, pages 39–48.
- Yuval Atzmon, Jonathan Berant, Vahid Kezami, Amir Globerson, and Gal Chechik. 2016. [Learning to generalize to new compositions in image understanding](#).
- Marco Baroni and Roberto Zamparelli. 2010. Nouns are vectors, adjectives are matrices: Representing adjective-noun constructions in semantic space. In *Proceedings of the 2010 Conference on Empirical Methods in Natural Language Processing, EMNLP '10*, pages 1183–1193, USA. Association for Computational Linguistics.
- Emanuele Bugliarello and Desmond Elliott. 2021. [The Role of Syntactic Planning in Compositional Image Captioning](#). In *Proceedings of the 16th Conference of the European Chapter of the Association for Computational Linguistics: Main Volume*, pages 593–607, Online. Association for Computational Linguistics.
- Bob Coecke, Mehrnoosh Sadrzadeh, and Stephen Clark. 2010. [Mathematical Foundations for a Compositional Distributional Model of Meaning](#). *arXiv:1003.4394 [cs, math]*.
- Alexis Conneau, Douwe Kiela, Holger Schwenk, Loïc Barrault, and Antoine Bordes. 2017. [Supervised Learning of Universal Sentence Representations from Natural Language Inference Data](#). In *Proceedings of the 2017 Conference on Empirical Methods in Natural Language Processing*, pages 670–680, Copenhagen, Denmark. Association for Computational Linguistics.
- Bo Dai and Dahua Lin. 2017. [Contrastive Learning for Image Captioning](#). In *Advances in Neural Information Processing Systems*, volume 30. Curran Associates, Inc.
- Jia Deng, Wei Dong, Richard Socher, Li-Jia Li, Kai Li, and Li Fei-Fei. 2009. [ImageNet: A large-scale hierarchical image database](#). In *2009 IEEE Conference*

- on *Computer Vision and Pattern Recognition*, pages 248–255.
- Jacob Devlin, Ming-Wei Chang, Kenton Lee, and Kristina Toutanova. 2019. [BERT: Pre-training of Deep Bidirectional Transformers for Language Understanding](#). In *Proceedings of the 2019 Conference of the North American Chapter of the Association for Computational Linguistics: Human Language Technologies, Volume 1 (Long and Short Papers)*, pages 4171–4186, Minneapolis, Minnesota. Association for Computational Linguistics.
- Ross W Gayler. 2003. [Vector Symbolic Architectures Answer Jackendoff’s Challenges for Cognitive Neuroscience](#). In *Joint International Conference on Cognitive Science*, page 6.
- Justin Johnson, Bharath Hariharan, Laurens van der Maaten, Li Fei-Fei, C. Lawrence Zitnick, and Ross Girshick. 2017. [CLEVR: A Diagnostic Dataset for Compositional Language and Elementary Visual Reasoning](#). In *Proceedings of the IEEE Conference on Computer Vision and Pattern Recognition*, pages 2901–2910.
- Thomas K. Landauer and Susan T. Dumais. 1997. [A solution to Plato’s problem: The latent semantic analysis theory of acquisition, induction, and representation of knowledge](#). *Psychological Review*, 104:211–240.
- Jean Maillard and Stephen Clark. 2015. [Learning Adjective Meanings with a Tensor-Based Skip-Gram Model](#). In *Proceedings of the Nineteenth Conference on Computational Natural Language Learning*, pages 327–331, Beijing, China. Association for Computational Linguistics.
- R. Thomas McCoy, Tal Linzen, Ewan Dunbar, and Paul Smolensky. 2019. [RNNs Implicitly Implement Tensor Product Representations](#). In *ICLR 2019 - International Conference on Learning Representations*.
- Tomas Mikolov, Ilya Sutskever, Kai Chen, Greg S Corrado, and Jeff Dean. 2013. [Distributed Representations of Words and Phrases and their Compositionality](#). In *Advances in Neural Information Processing Systems*, volume 26. Curran Associates, Inc.
- Jeff Mitchell and Mirella Lapata. 2010. [Composition in Distributional Models of Semantics](#). *Cognitive Science*, 34(8):1388–1429.
- Tushar Nagarajan and Kristen Grauman. 2018. [Attributes as Operators: Factorizing Unseen Attribute-Object Compositions](#).
- Nihal V. Nayak, Peilin Yu, and Stephen H. Bach. 2022. [Learning to Compose Soft Prompts for Compositional Zero-Shot Learning](#).
- Mitja Nikolaus, Mostafa Abdou, Matthew Lamm, Rahul Aralikatte, and Desmond Elliott. 2019. [Compositional Generalization in Image Captioning](#). In *Proceedings of the 23rd Conference on Computational Natural Language Learning (CoNLL)*, pages 87–98, Hong Kong, China. Association for Computational Linguistics.
- Jeffrey Pennington, Richard Socher, and Christopher Manning. 2014. [Glove: Global Vectors for Word Representation](#). In *Proceedings of the 2014 Conference on Empirical Methods in Natural Language Processing (EMNLP)*, pages 1532–1543, Doha, Qatar. Association for Computational Linguistics.
- T.A. Plate. 1995. [Holographic reduced representations](#). *IEEE Transactions on Neural Networks*, 6(3):623–641.
- Alec Radford, Jong Wook Kim, Chris Hallacy, Aditya Ramesh, Gabriel Goh, Sandhini Agarwal, Girish Sastry, Amanda Askell, Pamela Mishkin, Jack Clark, Gretchen Krueger, and Ilya Sutskever. 2021. [Learning Transferable Visual Models From Natural Language Supervision](#). In *Proceedings of the 38th International Conference on Machine Learning*, pages 8748–8763. PMLR.
- Paul Smolensky. 1990. [Tensor product variable binding and the representation of symbolic structures in connectionist systems](#). *Artificial Intelligence*, 46(1-2):159–216.
- Richard Socher, Brody Huval, Christopher D. Manning, and Andrew Y. Ng. 2012. [Semantic Compositionality through Recursive Matrix-Vector Spaces](#). In *Proceedings of the 2012 Joint Conference on Empirical Methods in Natural Language Processing and Computational Natural Language Learning*, pages 1201–1211, Jeju Island, Korea. Association for Computational Linguistics.
- Oriol Vinyals, Alexander Toshev, Samy Bengio, and Dumitru Erhan. 2015. [Show and Tell: A Neural Image Caption Generator](#). In *Proceedings of the IEEE Conference on Computer Vision and Pattern Recognition*, pages 3156–3164.
- Gijs Wijnholds, Mehrnoosh Sadrzadeh, and Stephen Clark. 2020. [Representation Learning for Type-Driven Composition](#). In *Proceedings of the 24th Conference on Computational Natural Language Learning*, pages 313–324, Online. Association for Computational Linguistics.
- Kelvin Xu, Jimmy Lei Ba, Ryan Kiros, Kyunghyun Cho, Aaron Courville, Ruslan Salakhutdinov, Richard S. Zemel, and Yoshua Bengio. 2015. Show, attend and tell: Neural image caption generation with visual attention. In *Proceedings of the 32nd International Conference on International Conference on Machine Learning - Volume 37, ICML’15*, pages 2048–2057, Lille, France. JMLR.org.

A Relational dataset

On the relational two-object dataset, we trained CLIP for 5 epochs in total, but found that performance decreased from two epochs onward. We

therefore report the best figures, obtained after one epoch. We also report performance during the training epoch. We see an increase in performance after training on 10% of the data, a decrease after training on 50% of the data, and subsequently another increase after training on the full dataset.

In table 7 we report on the breakdown of errors. After training on 10% of the data, CLIP can successfully distinguish objects but cannot reliably identify the correct relation. After further training, we see that CLIP no longer picks an incorrect relation, but does confuse one of the two shapes in the phrase. For example, if an object is correctly labelled as e.g. *sphere behind cylinder*, then CLIP will often pick one of the options *sphere behind cube* or *cube behind cylinder*

Table 11: Performance of CLIP on the relational dataset at different training points

Accuracy	Train	Val	Gen
CLIP frozen	21.24	21.01	28.52
CLIP finetuned 10%	72.96	72.85	54.51
CLIP finetuned 50%	66.82	67.52	41.62
CLIP finetuned full	84.16	83.86	59.41

Table 12: Errors in CLIP at different stages of training. If the correct relation is aRb , then bRa is the relation with subject and object swapped and aSb is the opposite relation with the same subject and object. c indicates that one of the shapes is incorrect. Notice that in the frozen case and early stages of training, CLIP gets the shape right but not the relation. In later stages of training, CLIP gets the relation right but makes an error on the shape.

% Errors		bRa	aSb	c
Val	Frozen	43.2	33.44	2.35
	10%	8.58	18.53	0.05
	50%	1.48	4.4	26.6
	Full	0.05	0.06	15.08
Gen	Frozen	43.38	25.92	2.18
	10%	19.48	25.79	0.23
	50%	13.38	17.13	27.86
	Full	0.06	0.07	39.3