

Localising In-Domain Adaptation of Transformer-Based Biomedical Language Models

Tommaso Mario Buonocore¹✉, Claudio Crema², Alberto Redolfi², Riccardo Bellazzi¹, and Enea Parimbelli¹

¹Dept. of Electrical, Computer and Biomedical Engineering, University of Pavia, Pavia, Italy

²Laboratory of Neuroinformatics, IRCCS Istituto Centro San Giovanni di Dio Fatebenefratelli, Brescia, Italy

In the era of digital healthcare, the huge volumes of textual information generated every day in hospitals constitute an essential but underused asset that could be exploited with task-specific, fine-tuned biomedical language representation models, improving patient care and management. For such specialized domains, previous research has shown that fine-tuning models stemming from broad-coverage checkpoints can largely benefit additional training rounds over large-scale in-domain resources. However, these resources are often unreachable for less-resourced languages like Italian, preventing local medical institutions to employ in-domain adaptation. In order to reduce this gap, our work investigates two accessible approaches to derive biomedical language models in languages other than English, taking Italian as a concrete use-case: one based on neural machine translation of English resources, favoring quantity over quality; the other based on a high-grade, narrow-scoped corpus natively written in Italian, thus preferring quality over quantity.

Our study shows that data quantity is a harder constraint than data quality for biomedical adaptation, but the concatenation of high-quality data can improve model performance even when dealing with relatively size-limited corpora. The models published from our investigations have the potential to unlock important research opportunities for Italian hospitals and academia. Finally, the set of lessons learned from the study constitutes valuable insights towards a solution to build biomedical language models that are generalizable to other less-resourced languages and different domain settings.

Keywords: Natural Language Processing | Deep Learning | Language Model | Biomedical Text Mining | Transformer

Correspondence: buonocore.tms@gmail.com

Introduction

The digitization of health services and clinical care processes has led healthcare organizations to routinely produce an ever-increasing number of textual data: medical reports, nursing notes, discharge letters, and insurance claims are just some of the types of digital documents clinicians must deal with daily (1). Due to its high informativeness, this source of information can be a key asset for medical applications assisted by artificial intelligence (AI), from biomedical text mining to clinical predictive modeling. The unstructured nature of textual data and the complexity of the biomedical domain have always been a challenge for AI developers, but the recent advancements in the field of natural language processing (NLP) brought by large-scale pretrained models based on the trans-

former architecture (2) offer new opportunities for advancing the state of the art of many biomedical-related tasks.

The remarkable success of transformer-based models like BERT (Bidirectional Encoder Representations from Transformers) (3) and its derivatives (4, 5) is largely related to the pretrain-then-finetune paradigm used for training. The language model first undergoes a resource-demanding training procedure (i.e., pretraining) that uses a large volume of general-purpose textual data and extensive computational resources to learn the grammatical structures and the semantics of the language of interest. The pretraining phase is self-supervised, avoiding data labeling by adopting training objectives based on pseudo labels, like masked language modeling (MLM) (3). The pretrained model can then be adapted to serve different tasks after a second round of relatively inexpensive (and therefore accessible) training (i.e., fine-tuning) using labeled custom data that updates the weights of the original model according to the needs of the specific task and domain of application.

Directly applying a general-purpose, pretrained model on biomedical problems, however, can underperform due to the prominent distributional differences between general domain texts and biomedical texts. When the target domain varies substantially from the pretraining corpus, as in biomedicine, models can benefit from an intermediate round of domain-adaptive training on large domain-specific corpora (e.g., biomedical literature, either abstracts or full text) with the same pretraining objectives (6). However, the availability of open-source, biomedical corpora sufficiently large to be used for domain adaptation is scarce due to the sensitive nature of health-related information, and essentially limited to the English language, in light of its established role as the language of science (7). These reasons lead biomedical domain adaptation of transformer-based models to be often prohibitive for relatively small biomedical institutions and less-resourced languages.

Objective. We want to investigate the less-resourced languages and thus we take Italian as our main use case, nonetheless drawing conclusions that are applicable to other languages that can be considered low-resourced in this context. Motivated by the limitations of available transformer-based solutions in the biomedical domain, as well as the lack of any publicly available biomedical corpora in Italian, this paper brings the following original contributions:

- A. We reduce the gap between English and Italian biomedical NLP by developing a new biomedical checkpoint for the Italian language based on BioBERT, hereinafter referred to as BioBIT (Biomedical Bert for Italian).
- B. We provide and evaluate an automated pipeline based on neural machine translation that can be applied to other less-resourced languages to overcome the difficulties of acquiring biomedical textual data in the target language.
- C. We investigate the effects of the pretraining data size and quality, evaluating them on manually curated in-domain sentences to better understand how biomedical knowledge is distilled into the models and to elucidate best practices regarding data requirements to obtain significant performance improvements.

The pretrained BioBIT model, the Italian pretraining corpora, and the source code are made publicly available¹ as integral part of the publication, contributing to lowering the entry barrier to well-performing language models in less-resourced languages and medical domains.

Related Work. The widespread adoption of transformer-based models in many NLP tasks across different domains increased the need of domain-specific checkpoints (i.e., model snapshots stored in non-volatile memory), which boosted research on in-domain adaptation for language representation models. From a biomedical perspective, the first and most well-known pretrained model is BioBERT (6), a biomedical language representation model that shares the same architecture with BERT. Following the domain-adaptation approach, BioBERT is initialized using BERT weights that were pretrained on general domain texts; these weights are then updated using biomedical pretraining corpora, outperforming the former model and achieving state-of-the-art results in a variety of biomedical text mining tasks like clinical concept recognition, gene-protein relation extraction or biomedical question answering. In order to collect enough open-source biomedical data, Lee et al. leveraged biomedical literature repositories like PubMed and PMC, acquiring 4.5B words from abstracts and 13.5B words from full-text articles. A similar approach is followed by SciBERT, which uses the original BERT configuration but replaces the initial general domain corpora with 1.14M scientific articles randomly selected from Semantic Scholar. This corpus is composed by 82% broad biomedical domain papers and 18% papers from the computer science domain. By training from scratch on biomedical data, SciBERT can use a custom dictionary to better reflect the in-domain word distribution. These two strategies have later been updated either in terms of model architecture, replacing BERT with its variants (8, 9), or in

terms of in-domain pretraining data, extending the biomedical corpus based on scientific literature with other sources (10, 11).

This wide variety of biomedical BERT-based models is favored by the wide availability of publicly accessible biomedical data in English, like MIMIC (12), the largest open-access dataset of medical records, and vast repositories of biomedical scientific literature (13). Aside from English, the majority of languages lack access to these valuable resources, which makes it hard to meet the expectations set by their English equivalent. Nevertheless, researchers from different countries attempted to pretrain non-English biomedical checkpoints, leveraging local (and often not publicly available) biomedical text collections, either training a new model from scratch (14) or applying biomedical domain adaptation over multilingual (15) or monolingual (16) versions of BERT. For what concerns Italian, to the best of our knowledge, no such research effort has been described in the literature, which motivated us further in pursuing this work.

Methods

Experimental Setting. The overall process is illustrated in Figure 1 and can be described as follows: starting from a general-purpose, Italian checkpoint (a.), we derived several biomedical adaptations following three main strategies: prioritizing the size of the training set (quantity over quality, b.); prioritizing the quality of the data, although limited in size (quality over quantity, c.); concatenating the two strategies (quality after quantity, b. and c.). Each model has been evaluated on MLM and the best-performing models on a battery of popular biomedical downstream tasks. The details of each step of the pipeline are presented in the following subsections.

Italian Language Pretraining. To pretrain BioBIT, we followed the general approach outlined in BioBERT, built on the foundation of the BERT architecture. The pretraining objective is a combination of MLM (also known as the Cloze task) and next sentence prediction (NSP). The MLM objective is based on randomly masking 15% of the input sequence, trying then to predict the missing tokens; for the NSP objective, instead, the model is given a couple of sentences and has to guess if the second comes after the first in the original document.

Our model has been initialized with a monolingual Italian version of BERT², obtained from a recent Wikipedia dump and various texts in Italian from the OPUS and OSCAR corpora collection, which sums up to the final corpus size of 81GB and 13B tokens. We used this checkpoint, simply referred to as BaseBIT, as the baseline. At the time of designing our work, no other large-scale, pretrained BERT or BERT-derived checkpoints were available for Italian.

Quantity over quality: machine-translated PubMed abstracts. Due to the unavailability of an Italian equivalent for

¹Code and data are available at <https://github.com/IVN-RIN/bio-med-BIT>, while the models can be found on the HuggingFace model repository at <https://huggingface.co/IVN-RIN>. Some corpora cannot be shared for copy-right reasons.

²Model repository: <https://huggingface.co/dbmdz/bert-BaseBITalian-xxl-cased>.

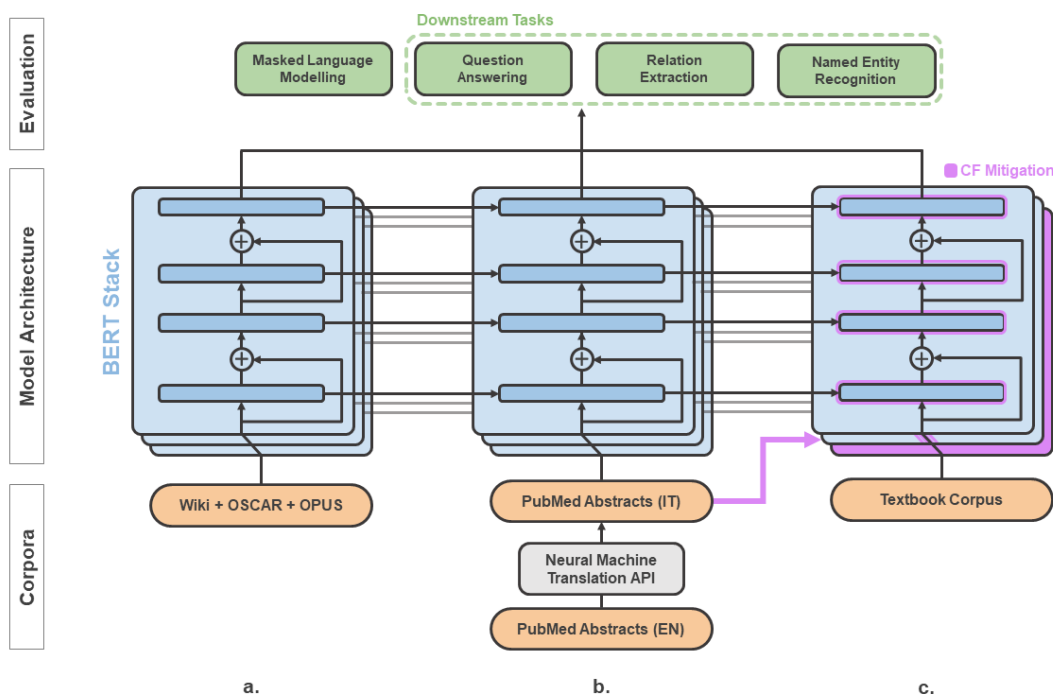


Fig. 1. Training and evaluation pipeline for the BaseBIT model (a.), pretrained on various Italian corpora of generic text and used as the baseline, the BioBIT (b.) model, derived from machine-translated biomedical abstracts, and the MedBIT (c.) model, obtained using a corpus of selected medical texts natively written in Italian.

the millions of abstracts and full-text scientific papers used by English, BERT-based biomedical models, in this work we leveraged machine translation to obtain an Italian biomedical corpus based on PubMed abstracts and train BioBIT. For this purpose, we adopted Google’s neural machine translation (NMT) system (17), a framework that uses a combination of transformers and recurrent neural networks (RNNs) to achieve accurate translation for over 100 languages (18), Italian included (19). While not as good as human translation, NMT has also been shown to work well in clinical settings, such as for translating abstractions of clinical trials published in languages other than English (20). To keep the in-domain model compatible with the general-purpose model, BaseBIT and BioBIT share the same vocabulary. Thanks to the Word-Piece tokenization, any out-of-vocabulary biomedical word can still be dealt with.

Quality over quantity: Italian medical textbooks. Albeit biomedical-specific, PubMed abstracts remain a relatively heterogeneous textual resource, concerning a broad spectrum of subdomains ranging from the characterization of metal nanoparticles in mollusks to the evaluation of clinical practice guidelines for patient mobilization. This diversity, coupled with the unavoidable degradation introduced by machine translation, led us to formulate the hypothesis that our model might benefit from an additional round of more narrow-scoped, high-quality, strictly medical data natively written in Italian.

To test this hypothesis, we collected a corpus of medical textbooks, either directly written by Italian authors or translated by human professional translators, used in formal medical doctors’ education and specialized training. The size of such corpus amounts to 100 MB of data, corresponding to 0.35%

the size of the PubMed corpus used in (6). Given their educational nature, we believe that these comprehensive collections, if sufficiently large, of medical concepts can impact the encoding of biomedical knowledge in language models, with the advantage of being natively available in a wide variety of languages and not only English. Models trained on the textbook corpus are referred to as MedBIT. Online healthcare information dissemination is another source of biomedical texts that is commonly available in many less-resourced languages. Therefore, we also gathered an additional 100 MB of web-crawled data from reliable Italian, health-related websites, augmenting the size of our quality-prioritized corpus to 0.70% of the PubMed corpus. The MedBIT models trained on the augmented corpus are marked as MedBIT⁺.

Catastrophic Forgetting Mitigation. Subsequent pretraining of deep models on small corpora, like the textbook one, is known to be prone to Catastrophic Forgetting (CF), which translates into degradation of performance of the further-trained model compared to the pretrained baseline (21). In other words, when catastrophic forgetting happens the network tends to fit the new input data distribution (i.e., the medical setting provided by medical textbooks) interfering with previously acquired knowledge (i.e., the broader biomedical setting provided by translated PubMed abstracts). To prevent the model parameters learned on new data from significantly deviating from previously learned parameters, during the training of MedBIT we tested combinations of different techniques originating from Continual Learning (22), approaching catastrophic forgetting mitigation either in terms of learning regularization (Layer-wise Learning Rate Decay (23), Warmup (21), Layer Freezing) or knowledge distillation (Mixout (24), Experience Replay (25), (26)). The

best models enhanced with catastrophic forgetting mitigation have been labeled MedBIT_R when presenting and discussing results in the following sections.

Layer-wise learning rate decay (LLRD) applies a layer-wise decay function to the learning rate so that layers closer to the input nodes, which often encode more common, general, and broad-based information, will have a smaller learning rate than the layers closer to the output that encodes localized information. Optionally, the learning rate schedule can be initialized with a short warm-up (WU) phase. Following the same rationale of LLRD, layer freezing (LF) sets the gradient of the deepest layers of the network to zero before the last training phase, so that the weights encoding the more general information remain unaltered. The mixout (M) approach, instead, stochastically mixes the weights of the pre-trained checkpoint and the ones of the model currently under training, which improves the stability of language model tuning even for a small number of training examples.

While mixout regularization leverages only the parameters of the pretrained model, experience replay (ER) samples observations from a replay buffer. In the context of language modeling, we implemented experience replay by feeding the model with an additional batch of random data coming from the previous pretrained checkpoint every n steps, where n is a tunable hyperparameter called replay frequency. Note that, in contrast to previously mentioned approaches, ER requires to have access to not only the pretrained checkpoint but also the pretraining corpus itself, which is not the common case in pretrained models.

Language Modeling Evaluation. To better investigate the effects of data quality and quantity in pretraining our biomedical Italian models, we created different checkpoints pretrained on different sizes of the same corpus, named Model_{XS/S/ML}, as reported in Table 1. To make results comparable, corpora are incremental, i.e., bigger collections are obtained by appending additional text to the previous one. The MLM performance for pretraining has been evaluated using the average pseudo-perplexity (PPPL) metric (27), defined as:

$$\text{PPPL}(C) := \exp \left(-\frac{1}{N} \sum_{S \in C} \sum_{t=1}^{|S|} \log p(w_t | S_{\setminus t}) \right) \quad (1)$$

where N denotes the number of tokens in the corpus C , w_t is t -th word of the sentence S of the corpus, and $p(w_t | S_{\setminus t})$ indicates the conditional probability of the model for the masked word given the other words of the sentence. In order to specifically evaluate the progression of biomedical knowledge encoding during pretraining, we also checked the top five tokens predicted by the model on a set of manually-curated sentences, assigning a score according to the ranking $R_{w_M, S}$ of the correct word w_M in the top five tokens T_5 proposed by the model for each masked sentence. The Mean Reciprocal Rank (MRR) obtained this way is therefore simply defined as in Equation 2.

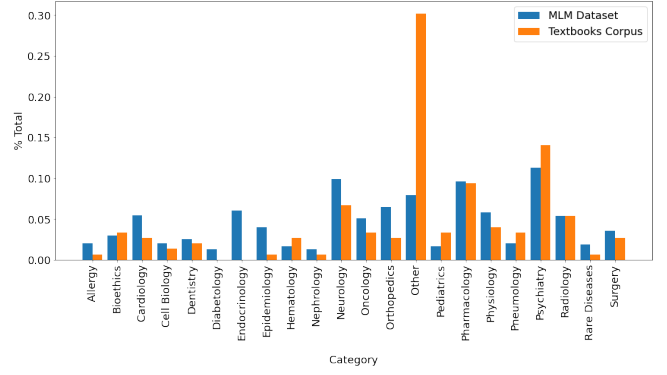


Fig. 2. Topic distribution for MLM Dataset and Textbook Corpus.

$$\text{MRR}(C) := \frac{1}{|C|} \sum_{S \in C} \frac{1}{R_{w_M, S}} \text{ if } w_M \in T_5, 0 \text{ otherwise} \quad (2)$$

The dataset used for internal MLM evaluation stems from 54 sentences in Italian pertaining to the medical domain, collected manually from reliable online resources like medical associations (e.g., AIRC³), institutions (e.g., ISS⁴), or journals (e.g., Italian Journal of Cardiology⁵). For each sentence, we manually masked only the words that were medical-related and effectively reasonable to guess from the context provided (i.e., the rest of the sentence), resulting in 897 maskings. The sentences have different lengths, spanning from 39 to 258 tokens, and come from different sub-domains. The sub-domain distributions of the sentences for MLM evaluation and the textbook corpus have been compared in Figure 2.

Downstream Task Evaluation. Even though pretraining evaluation is the main focus of our work, we acknowledge that what matters the most when delivering a new checkpoint to the community is how the fine-tuned models initialized with it perform on target downstream tasks. Therefore, we fine-tuned our pretrained models on the three common biomedical tasks, namely named entity recognition (NER), extractive question answering (QA), and relation extraction (RE), relying on the same datasets previous work has been evaluated on. All the sources are in English, and no Italian equivalents are available at the time of writing. Therefore, we adapted them to the Italian language through neural machine translation, adopting the same strategy used for the BioBIT biomedical corpus. For extractive QA, we translated the benchmark datasets 4b, 5b and 6b of the BioAsq challenge (28). For NER, we selected six heterogeneous datasets (BC5CDR (29), BC2GM (30), NCBI (31), Species-800 (32), BC4CHEMD (33)) annotating chemicals, diseases, genes, and other biomedical-related mentions. For RE, we evaluated the CHEMPROT (34) translated dataset, which annotates chemical-protein interactions, and the BioRED (35) dataset, which includes multiple entity types (e.g. disease,

³<https://www.iss.it/>

⁴<https://www.airc.it/>

⁵<https://www.giornaledicardiologia.it/>

Model Name	Corpus				MLM Score	
	Size (GB)	Pretrain CKPT	Domain	Translated	MRR	PPPL
BaseBIT (baseline)	81	n.a.	General	Partially	0.343	2.374
BioBIT _{XS}	0.1	BaseBIT	Biomed	Yes	0.343	2.453
BioBIT _S	0.3	BaseBIT	Biomed	Yes	0.354	2.592
BioBIT _M	1	BaseBIT	Biomed	Yes	0.352	2.837
BioBIT_L	28	BaseBIT	Biomed	Yes	0.383	3.350

Table 1. Details about corpora and metrics used for the pretraining evaluation of each model. The BaseBIT corpus is flagged as partially translated because it is made of multiple corpora, and some of them come from translated sources.

chemical, gene) and relation pairs (e.g. gene-disease; chemical-chemical) at the document level. Datasets have been translated using the same automatic translation procedure described for PubMed abstracts, correcting the start and end indices for each annotation after the translation. We kept the pre-assigned train/dev/test splits where available, autonomously splitting the datasets randomly otherwise. The fine-tuning procedure has been repeated five times for each model, initializing each run with a different random state.

Results

First Experiment: BioBIT. In the first experiment, we test the feasibility of training an Italian biomedical checkpoint, relying upon the machine-translated version of the PubMed abstracts used to train the original BioBERT in English. With reference to Figure 1, we therefore compare the baseline BaseBIT model (a.) with the BioBIT model (b.). The aim is to cover a common limitation for many local institutions, i.e., the lack of large and publicly available biomedical corpora for less-resourced languages. Even in presence of the appropriate computational power, the lack of adequately sized input data can be a major barrier for language modeling. This experiment, therefore, checks if modern neural machine translation is sufficiently good to overcome this limitation, following the idea that the spurious patterns introduced by the translation process can be considered neglectable compared with the useful ones on a large scale. The results of our first experiment are shown in Table 1, along with the details of the corpora used in the pretraining of each model.

Second Experiment: MedBIT. In the second experiment, instead of relying on large machine-translated biomedical corpora, we pretrain on a small-sized corpus made of medical textbooks originally written in Italian, as described in Methods. This experiment aims to check if having high-quality, narrow-scoped data is enough to overcome the need for large-scale datasets for pretraining. The pretraining is done both starting from the original BaseBIT checkpoint (MedBIT_{OR}) or concatenated after the BioBIT pretraining (MedBIT). For the concatenated MedBIT model, we tested pretraining both on the regular textbook corpora and the version augmented with web-crawled data (MedBIT⁺). Results are shown in Table 2, with details about the catastrophic forgetting mitigation configuration where applicable (MedBIT_R). Table 2 shows

Model Name	Pretrain CKPT	Catastrophic Forgetting Mitigation					MLM Score	
		LLRD	LF	ER	M	WU	MRR	PPPL
BaseBIT (baseline)	n.a.	n.a.	n.a.	n.a.	n.a.	n.a.	0.343	2.374
MedBIT _{OR}	BaseBIT	0.9	n.a.	n.a.	Yes	0.02	0.365	2.203
MedBIT	BioBIT _L	n.a.	n.a.	n.a.	n.a.	n.a.	0.365	2.389
MedBIT _{RF}	BioBIT _L	n.a.	6	n.a.	n.a.	n.a.	0.370	2.403
MedBIT _{R0}	BioBIT _L	0.9	n.a.	100	n.a.	n.a.	0.376	2.253
MedBIT _{R3}	BioBIT _L	0.9	n.a.	n.a.	0.9	0.02	0.375	2.279
MedBIT _{R3} ⁺	BioBIT _L	0.95	n.a.	n.a.	0.9	0.02	0.378	2.168
MedBIT_{R12}⁺	BioBIT _L	0.95	n.a.	50	n.a.	n.a.	0.3844	2.016

Table 2. Pretraining evaluation of each MedBIT model. Rn = trained using CF mitigation techniques in different configurations. R⁺ = trained as in R, but using the augmented textbook corpus. O = trained skipping the BioBIT checkpoint.

Model	Datasets					
	BC2GM		BC4CHEMD		BC5CDR _{CDR}	
	Mean (sd)	Δ%	Mean (sd)	Δ%	Mean (sd)	Δ%
BaseBIT (baseline)	77.59 (0.26)	0.0%	76.43 (0.20)	0.0%	79.71 (0.14)	0.0%
BioBIT_L	82.14 (0.37)	5.9%	80.70 (0.16)	5.6%	82.15 (0.28)	3.1%
MedBIT _{R3} ⁺	81.87 (0.55)	5.4%	80.68 (0.29)	5.6%	81.97 (0.38)	2.8%
MedBIT_{R12}⁺	82.02 (0.19)	5.7%	80.75 (0.22)	5.7%	82.29 (0.47)	3.3%

Model	Datasets					
	BC5CDR _{DNER} [†]		NCBI_DISEASE		SPECIES-800 [†]	
	Mean (sd)	Δ%	Mean (sd)	Δ%	Mean (sd)	Δ%
BaseBIT (baseline)	69.68 (0.46)	0.0%	61.70 (1.09)	0.0%	40.50 (2.24)	0.0%
BioBIT_L	76.27 (0.42)	9.5%	65.06 (1.23)	5.5%	61.86 (0.79)	52.7%
MedBIT_{R3}⁺	76.32 (0.35)	9.5%	63.36 (0.13)	2.7%	63.90 (0.58)	57.8%
MedBIT _{R12} ⁺	75.65 (0.98)	8.6%	63.41 (0.74)	2.8%	63.02 (1.38)	55.6%

Table 3. F1 performance of the fine-tuned models for NER on different biomedical datasets, reported in terms of mean and standard deviation over five different runs. [†] Original dataset splits not provided. The Δ% reports the performance difference with the baseline.

cases the best-performing configurations for CF mitigation with different techniques, while a comprehensive comparison of all the CF-mitigation configurations tested is available in Supplementary Notes.

Third Experiment: Fine-Tuning on Downstream Tasks.

In the last experiment, the baseline model (i.e., BaseBIT) and the best-performing models (i.e., BioBIT_L, MedBIT_{R12}⁺, and its best non-ER alternative MedBIT_{R3}⁺) have been evaluated on a set of conventional biomedical downstream tasks. Due to the mismatches between exact answers, entities, and relations introduced by the automatic machine translation process, some examples have been dropped. For NER and RE, the number of mismatched examples is moderate, ranging from 0.3% of the original size to 4.7%. For QA, instead, the complexity of answers and contexts results in an 18-22% drop. Details about translation-induced drops are reported in Supplementary Notes. The results for each dataset of each downstream task in terms of F1 performance have been collected in Table 3, Table 4, and 5.

Discussion

Allowing Italian healthcare institutions to access valuable biomedical checkpoints is an important step to unlock down-

Model	Datasets					
	BioASQ 4b		BioASQ 5b		BioASQ 6b	
	Mean (sd)	$\Delta\%$	Mean (sd)	$\Delta\%$	Mean (sd)	$\Delta\%$
BaseBIT	68.38 (0.73)	0.0%	77.69 (0.44)	0.0%	73.83 (0.95)	0.0%
BioBIT_L	68.49 (0.71)	0.2%	78.33 (0.56)	0.8%	75.73 (0.71)	2.6%
MedBIT _{R3} ⁺	68.21 (0.62)	-0.3%	77.89 (0.46)	0.3%	75.28 (0.35)	2.0%
MedBIT _{R12} ⁺	68.33 (0.93)	-0.1%	78.08 (0.15)	0.5%	75.12 (1.24)	1.8%

Table 4. F1 performance of the fine-tuned models for QA on different biomedical datasets of factoid questions. [†] Original dataset splits not provided. The $\Delta\%$ reports the performance difference with the baseline.

Model	Datasets			
	CHEMPROT		BioRED	
	Mean (sd)	$\Delta\%$	Mean (sd)	$\Delta\%$
BaseBIT	34.88 (1.10)	0.0%	63.15 (0.89)	0.0%
BioBIT _L	38.16 (0.94)	9.4%	67.15 (0.87)	6.3%
MedBIT_{R3}⁺	38.82 (0.62)	11.3%	67.62 (0.96)	7.1%
MedBIT _{R12} ⁺	37.37 (0.53)	7.2%	67.37 (1.55)	6.7%

Table 5. F1 performance of the fine-tuned models for RE on different biomedical datasets. The $\Delta\%$ reports the performance difference with the baseline.

stream research and medical applications leveraging unstructured clinical text, currently underused, through NLP. These checkpoints, however, commonly rely upon large-scale in-domain data that don't have any Italian equivalent. This is a common limitation for less-resourced languages: we cannot manage to have data that are at the same time abundant and adequately narrow-scoped. This study explored the two main avenues to overcome this barrier, to assess which of them works better for the biomedical Italian setting, and to provide high-level insights that generalize to other less-resourced languages and application domains.

Our evaluation showed that the NMT-based Italian version of BioBERT, BioBIT_L, outperformed the baseline model BaseBIT on any metric and task we have tested, either upstream (MLM evaluation through PPPL and MRR) or downstream (F1 performance on NER, QA and RE). This proves that neural machine translation can be leveraged to obtain localized versions of the English pretraining checkpoints for Italian when the size of the training corpus is big enough.

For what concerns the language modeling evaluation, results show a constant increment in the MRR as the corpus size increases, with the largest BioBIT_L achieving a 14% improvement on our test set compared with the baseline, as reported in Table 1. By looking at the MRR, it is also possible to monitor the emergence of biomedical knowledge as the corpus size grows, as shown in Table 6, where we can see how the term “colon” gradually raises in the ranked list of the model’s recommendations. A more extensive panoramic of the MRR progression is illustrated in Figure 3. On downstream tasks, the magnitude of the improvement in F1 scores depends on the specific type of the task, with BioBIT_L performing largely better than BaseBIT on NER (worst case, +3%) and RE (worst case, +6%) but struggling in improving QA (worst case, +0.2%), as reported in Table 3, Table 5 and Table 4 respectively.

On the other hand, our evaluation showed that the training on the Italian textbook corpus, limited in size but qualitatively superior, did not achieve significant improvements in

IT: L'ipotesi più in voga è che nell'Alzheimer la regione dell'ippocampo riduca la capacità di gestire la dopamina andando a compromettere la [MASK] che è il principale sintomo della patologia.
EN: The most popular hypothesis is that in Alzheimer's disease, the ability of the hippocampus to regulate dopamine decreases, leading to [MASK] impairment which is the main symptom of the disease.
[MASK] = memoria / memory

Rank	BaseBIT	BioBIT _{XS}	BioBIT _S	BioBIT _M	BioBIT _L
1 st	mobilità 10%	funzione 37%	depressione 12%	memoria 34%	memoria 53%
2 nd	funzione 6%	malattia 6%	funzione 11%	funzione 33%	parola 8%
3 rd	progressione 4%	progressione 5%	memoria 6%	vista 6%	vigilanza 8%
4 th	patologia 3%	memoria 4%	patologia 5%	percezione 2%	funzione 6%
5 th	memoria 3%	depressione 4%	malattia 5%	visione 2%	coscienza 4%
MRR	0.20	0.25	0.33	1.00	1.00

Table 6. Example of MRR calculation for Base and Bio BERT Italian models over a single sentence of the test corpus for MLM.

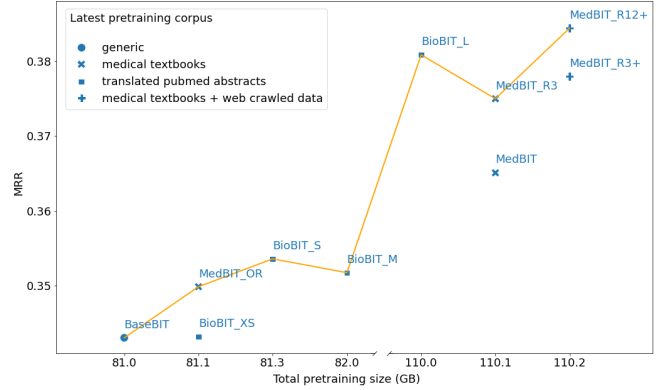


Fig. 3. Mean reciprocal rank progression over the different models while increasing the total pretraining size.

upstream or downstream tasks by itself. The experiments conducted with MedBIT_{OR} prove the data quantity constraint is indeed the prevalent factor limiting performance, even in the presence of qualitatively better datasets. However, the combination of the two strategies allowed us to succeed in achieving improved performance in several downstream tasks. The simple concatenation of the two pretraining iterations, though, was not sufficient to improve BioBIT_L, appearing to be instead detrimental and leading to performance degradation both in MRR and F1 due to the catastrophic forgetting phenomenon, as shown in the MedBIT model. After the introduction of different CF mitigation techniques, the MedBIT_{R3} model recovered from the performance degradation and managed to match the performances of the BioBIT checkpoint it was pretrained on, surpassing it when we augmented our corpus with web-crawled data as in MedBIT_{R3}⁺ and MedBIT_{R12}⁺. With the addition of only 0.7% more, qualitatively higher, training data than the BioBIT checkpoint, the model achieves the best scores in NER (4 datasets out of 6) and RE (2 out of 2), thus proving the usefulness of local resources even when not abundant.

It is worth mentioning how the PPPL score appears to be significantly lower than BioBIT_L for all the pretrained models based on the medical textbook corpus, even for the ones that do not perform well in terms of MRR. While not inherently connected with a downstream improvement, this intrinsic evaluation remains interesting, highlighting how the models pretrained on biomedical text originally written in Ital-

ian, like MedBIT_{R12}⁺, perceive input biomedical texts in Italian as more natural and syntactically correct than those pre-trained on translated texts. On the other hand, our research indicates that measuring the MRR for MLM on a manually selected set of pertinent sentences and masked words can act as a solid indicator of the downstream behavior, allowing to focus computational resources on the most promising biomedical models.

Conclusion

Our study achieves its first objective of delivering an improved biomedical language model for Italian, reducing the gap with English. The BioBIT pretrained model is publicly available, serving as a starting point for Italian researchers and institutions interested in applying it to real-world setups. As stated in our second objective, we also provide a general workflow based on leveraging local resources and machine translation, applicable to different domain-specific scenarios and different languages as well. Finally, our findings on the effects of pretraining data size and quality highlight that quantity remains a rather rigid constraint for pretraining, despite the presence of qualitatively superior data tapped from local medical textbooks and specialized online assets, two sources that are commonly available also in non-English speaking countries. When minimal quantitative requirements are met, though, an additional pretraining round on such data can further push model performance.

Limitations and Future Work. Our investigation is limited by the amount of high-quality Italian sources we were able to collect in the scope of our study, a limitation we plan to overcome in follow-up research expanding our corpora with new resources. In future work, we also envision the collection of new downstream datasets based on original Italian biomedical text, as we believe the family of MedBIT models may have been penalized by being evaluated only on NMT-based biomedical datasets and not on text written natively in Italian.

Environmental Impact Statement

The average computational cost we estimated for each pre-training run amounts to 3 GPU-hours for the Italian textbook corpus and 720 GPU-hours for the Pubmed corpus. Depending on the task and the size of the dataset, fine-tuning runs took 1 up to 3 GPU-hours each, while automatic translation required 20 days to complete on Intel Xeon Gold 5218 CPUs. Experiments have been carried out on a Google Cloud virtual environment equipped with one Nvidia A100 40GB GPU, and on the IRCCS Centro San Giovanni di Dio Fatebenefratelli high-performance computing environment, equipped with four A100 GPUs. Based on local grid carbon intensities^{6,7} and hardware power consumptions, the calculation described in Luccioni et al. (36) results in a total of approximately 260 kgCO₂eq produced, which is equivalent to 1050 km driven by an average internal combustion engine car.

⁶<https://cloud.google.com/sustainability/region-carbon>

⁷<https://www.isprambiente.gov.it/>

Conflict of Interest Statement

None declared.

ACKNOWLEDGEMENTS

The present work was partially funded by the National funding of Italian Ministry of Health in the framework of the grant ISTITUTI NAZIONALI VIRTUALI (RCR 2020-23670067 and RCR-2021-23671214) and Ministry of Economy and Finance CCR-2017-23669078.

Bibliography

1. Yanshan Wang, Liwei Wang, Majid Rastegar-Mojarad, Sungrim Moon, Feichen Shen, Naveed Afzal, Sijia Liu, Yuqun Zeng, Saeed Mehrabi, Sunghwan Sohn, and Hongfang Liu. Clinical information extraction applications: A literature review. *Journal of Biomedical Informatics*, 77:34–49, January 2018. ISSN 1532-0464. doi: 10.1016/j.jbi.2017.11.011.
2. Ashish Vaswani, Noam Shazeer, Niki Parmar, Jakob Uszkoreit, Llion Jones, Aidan N. Gomez, Łukasz Kaiser, and Illia Polosukhin. Attention is all you need. In *Proceedings of the 31st International Conference on Neural Information Processing Systems, NIPS'17*, pages 6000–6010, Red Hook, NY, USA, December 2017. Curran Associates Inc. ISBN 978-1-5108-6096-4.
3. Jacob Devlin, Ming-Wei Chang, Kenton Lee, and Kristina Toutanova. BERT: Pre-training of Deep Bidirectional Transformers for Language Understanding. In *Proceedings of the 2019 Conference of the North American Chapter of the Association for Computational Linguistics: Human Language Technologies, Volume 1 (Long and Short Papers)*, pages 4171–4186, Minneapolis, Minnesota, June 2019. Association for Computational Linguistics. doi: 10.18653/v1/N19-1423.
4. Kevin Clark, Minh-Thang Luong, Quoc V. Le, and Christopher D. Manning. ELECTRA: Pre-training Text Encoders as Discriminators Rather Than Generators. April 2020.
5. Zhenzhong Lan, Mingda Chen, Sebastian Goodman, Kevin Gimpel, Piyush Sharma, and Radu Soricut. ALBERT: A Lite BERT for Self-supervised Learning of Language Representations. In *8th International Conference on Learning Representations, ICLR 2020, Addis Ababa, Ethiopia, April 26-30, 2020*. OpenReview.net, 2020.
6. Jinhyuk Lee, Wonjin Yoon, Sungdong Kim, Donghyeon Kim, Sunkyu Kim, Chan Ho So, and Jaewoo Kang. BioBERT: a pre-trained biomedical language representation model for biomedical text mining. *Bioinformatics*, 36(4):1234–1240, February 2020. ISSN 1367-4803. doi: 10.1093/bioinformatics/btz682.
7. Michael D. Gordin. *Scientific Babel: How Science Was Done Before and After Global English*. University of Chicago Press, Chicago, IL, April 2015. ISBN 978-0-226-00029-9.
8. Usman Naseem, Matloob Khushi, Vinay Reddy, Sakthivel Rajendran, Imran Razzak, and Jinman Kim. BioALBERT: A Simple and Effective Pre-trained Language Model for Biomedical Named Entity Recognition. In *2021 International Joint Conference on Neural Networks (IJCNN)*, pages 1–7, July 2021. doi: 10.1109/IJCNN52387.2021.9533884. ISSN: 2161-4407.
9. Ibrahim Burak Ozyurt. On the effectiveness of small, discriminatively pre-trained language representation models for biomedical text mining. In *Proceedings of the First Workshop on Scholarly Document Processing*, pages 104–112, Online, November 2020. Association for Computational Linguistics. doi: 10.18653/v1/2020.sdp-1.12.
10. Emily Alsentzer, John Murphy, William Boag, Wei-Hung Weng, Di Jindi, Tristan Naumann, and Matthew McDermott. Publicly Available Clinical BERT Embeddings. In *Proceedings of the 2nd Clinical Natural Language Processing Workshop*, pages 72–78, Minneapolis, Minnesota, USA, June 2019. Association for Computational Linguistics. doi: 10.18653/v1/W19-1909.
11. Souradip Chakraborty, Ekaba Bisong, Shweta Bhatt, Thomas Wagner, Riley Elliott, and Francesco Mosconi. BioMedBERT: A Pre-trained Biomedical Language Model for QA and IR. In *Proceedings of the 28th International Conference on Computational Linguistics*, pages 669–679, Barcelona, Spain (Online), December 2020. International Committee on Computational Linguistics. doi: 10.18653/v1/2020.coling-main.59.
12. Alistair E. W. Johnson, Tom J. Pollard, Lu Shen, Li-wei H. Lehman, Mengling Feng, Mohammad Ghassemi, Benjamin Moody, Peter Szolovits, Leo Anthony Celi, and Roger G. Mark. MIMIC-III, a freely accessible critical care database. *Scientific Data*, 3(1):160035, May 2016. ISSN 2052-4463. doi: 10.1038/sdata.2016.35. Number: 1 Publisher: Nature Publishing Group.
13. National Institutes of Health. National Library of Medicine.
14. Liliya Akhtyamova. Named Entity Recognition in Spanish Biomedical Literature: Short Review and Bert Model. In *2020 26th Conference of Open Innovations Association (FRUCT)*, pages 1–7, April 2020. doi: 10.23919/FRUCT48808.2020.9087359. ISSN: 2305-7254.
15. Elisa Terumi Rubel Schneider, João Vitor Andrioli de Souza, Julien Knafo, Lucas Emanuel Silva e Oliveira, Jenny Copara, Yohan Boneski Gumieli, Lucas Ferro Antunes de Oliveira, Emerson Cabrera Paraiso, Douglas Teodoro, and Cláudia Maria Cabral Moro Barra. BioBERTpt - A Portuguese Neural Language Model for Clinical Named Entity Recognition. In *Proceedings of the 3rd Clinical Natural Language Processing Workshop*, pages 65–72, Online, November 2020. Association for Computational Linguistics. doi: 10.18653/v1/2020.clinicalnlp-1.7.
16. Jenny Copara, Julien Knafo, Nona Naderi, Claudia Moro, Patrick Ruch, and Douglas Teodoro. Contextualized French Language Models for Biomedical Named Entity Recognition. In *Actes de la 6e conférence conjointe Journées d'Études sur la Parole (JEP, 33e édition), Traitement Automatique des Langues Naturelles (TALN, 27e édition), Rencontre des Étudiants Chercheurs en Informatique pour le Traitement Automatique des Langues (RECITAL, 22e édition). Atelier DEIT Foulle de Textes*, pages 36–48, Nancy, France, June 2020. ATALA et AFCEP.
17. Yonghui Wu, Mike Schuster, Zhifeng Chen, Quoc V. Le, Mohammad Norouzi, Wolfgang Macherey, Maxim Krikun, Yuan Cao, Qin Gao, Klaus Macherey, Jeff Klingner, Apurva Shah, Melvin Johnson, Xiaobing Liu, Łukasz Kaiser, Stephan Gouws, Yoshikiyo Kato, Taku Kudo, Hideto Kazawa, Keith Stevens, George Kurian, Nishant Patil, Wei Wang, Cliff Young, Jason

- Smith, Jason Riesa, Alex Rudnick, Oriol Vinyals, Greg Corrado, Macduff Hughes, and Jeffrey Dean. Google's Neural Machine Translation System: Bridging the Gap between Human and Machine Translation, October 2016. arXiv:1609.08144 [cs].
18. Jonathan Shen, Patrick Nguyen, Yonghui Wu, Zhifeng Chen, Mia X. Chen, Ye Jia, Anjuli Kannan, Tara Sainath, Yuan Cao, Chung-Cheng Chiu, Yanzhang He, Jan Chorowski, Smit Hinsu, Stella Laurenzo, James Qin, Orhan Firat, Wolfgang Macherey, Suyog Gupta, Ankur Bapna, Shuyuan Zhang, Ruoming Pang, Ron J. Weiss, Rohit Prabhavalkar, Qiao Liang, Benoit Jacob, Bowen Liang, HyoukJoong Lee, Ciprian Chelba, Sébastien Jean, Bo Li, Melvin Johnson, Rohan Anil, Rajat Tibrewal, Xiaobing Liu, Akiko Eriguchi, Navdeep Jaitly, Naveen Ari, Colin Cherry, Parisa Haghani, Otavio Good, Youlong Cheng, Raziell Alvarez, Isaac Caswell, Wei-Ning Hsu, Zongheng Yang, Kuan-Chieh Wang, Ekaterina Gonina, Katrin Tomanek, Ben Vanik, Zelin Wu, Llion Jones, Mike Schuster, Yanping Huang, Dehao Chen, Kazuki Irie, George Foster, John Richardson, Klaus Macherey, Antoine Bruguier, Heiga Zen, Colin Raffel, Shankar Kumar, Kanishka Rao, David Rybach, Matthew Murray, Vijaya-ditya Peditinti, Maxim Krikun, Michiel A. U. Bacchiani, Thomas B. Jablin, Rob Suderman, Ian Williams, Benjamin Lee, Deepti Bhatia, Justin Carlson, Semih Yavuz, Yu Zhang, Ian McGraw, Max Galkin, Qi Ge, Golan Pundak, Chad Whypkey, Todd Wang, Uri Alon, Dmitry Lepikhin, Ye Tian, Sara Sabour, William Chan, Shubham Toshniwal, Baohua Liao, Michael Nirschl, and Pat Rondon. Lingvo: a Modular and Scalable Framework for Sequence-to-Sequence Modeling, February 2019. arXiv:1902.08295 [cs, stat].
 19. Milam Aiken. An Updated Evaluation of Google Translate Accuracy. *Studies in Linguistics and Literature*, 3:p253, July 2019. doi: 10.22158/sll.v3n3p253.
 20. Jeffrey L Jackson, Akira Kuriyama, Andreea Anton, April Choi, Jean-Pascal Fournier, Anne-Kathrin Geier, Frederique Jacqueroiz, Dmitry Kogan, Cecilia Scholcoff, and Rao Sun. The Accuracy of Google Translate for Abstracting Data From Non-English-Language Trials for Systematic Reviews. *Annals of Internal Medicine*, 171(9):677–679, November 2019. ISSN 0003-4819. doi: 10.7326/M19-0891. Publisher: American College of Physicians.
 21. Michael McCloskey and Neal J. Cohen. Catastrophic Interference in Connectionist Networks: The Sequential Learning Problem. In Gordon H. Bower, editor, *Psychology of Learning and Motivation*, volume 24, pages 109–165. Academic Press, January 1989. doi: 10.1016/S0079-7421(08)60536-8.
 22. James Kirkpatrick, Razvan Pascanu, Neil Rabinowitz, Joel Veness, Guillaume Desjardins, Andrei A. Rusu, Kieran Milan, John Quan, Tiago Ramalho, Agnieszka Grabska-Barwinska, Demis Hassabis, Claudia Clopath, Dharshan Kumaran, and Raia Hadsell. Overcoming catastrophic forgetting in neural networks. *Proceedings of the National Academy of Sciences*, 114(13):3521–3526, March 2017. doi: 10.1073/pnas.1611835114. Publisher: Proceedings of the National Academy of Sciences.
 23. Tianyi Zhang, Felix Wu, Arzoo Katiyar, Kilian Q. Weinberger, and Yoav Artzi. Revisiting Few-sample BERT Fine-tuning, March 2021. arXiv:2006.05987 [cs].
 24. Cheolhyoung Lee, Kyunghyun Cho, and Wanmo Kang. Mixout: Effective Regularization to Finetune Large-scale Pretrained Language Models, January 2020. arXiv:1909.11299 [cs, stat].
 25. Cyprien de Masson d'Autume, Sebastian Ruder, Lingpeng Kong, and Dani Yogatama. Episodic Memory in Lifelong Language Learning, November 2019. arXiv:1906.01076 [cs, stat] version: 3.
 26. Long-Ji Lin. Self-improving reactive agents based on reinforcement learning, planning and teaching. *Machine Learning*, 8(3):293–321, May 1992. ISSN 1573-0565. doi: 10.1007/BF00992699.
 27. Julian Salazar, Davis Liang, Toan Q. Nguyen, and Katrin Kirchhoff. Masked Language Model Scoring. In *Proceedings of the 58th Annual Meeting of the Association for Computational Linguistics*, pages 2699–2712, Online, July 2020. Association for Computational Linguistics. doi: 10.18653/v1/2020.acl-main.240.
 28. George Tsatsaronis, Georgios Balikas, Prodromos Malakasiotis, Ioannis Partalas, Matthias Zschunke, Michael R. Alvers, Dirk Weissenborn, Anastasia Krithara, Sergios Petridis, Dimitris Polychronopoulos, Yannis Almirantis, John Pavlopoulos, Nicolas Baskiotis, Patrick Galinari, Thierry Artières, Axel-Cyrille Ngonga Ngomo, Norman Heino, Eric Gaussier, Liliana Barrio-Alvers, Michael Schroeder, Ion Androutsopoulos, and Georgios Paliouras. An overview of the BIOASQ large-scale biomedical semantic indexing and question answering competition. *BMC Bioinformatics*, 16(1):138, April 2015. ISSN 1471-2105. doi: 10.1186/s12859-015-0564-6.
 29. Jiao Li, Yueping Sun, Robin J. Johnson, Daniela Sciaky, Chih-Hsuan Wei, Robert Leaman, Allan Peter Davis, Carolyn J. Mattingly, Thomas C. Wieggers, and Zhiyong Lu. BioCreative V CDR task corpus: a resource for chemical disease relation extraction. *Database*, 2016: baw068, January 2016. ISSN 1758-0463. doi: 10.1093/database/baw068.
 30. Larry Smith, Lorraine K. Tanabe, Rie Johnson nee Ando, Cheng-Ju Kuo, I.-Fang Chung, Chun-Nan Hsu, Yu-Shi Lin, Roman Klinger, Christoph M. Friedrich, Kuzman Ganchev, Manabu Torii, Hongfang Liu, Barry Haddow, Craig A. Struble, Richard J. Povinelli, Andreas Vlachos, William A. Baumgartner, Lawrence Hunter, Bob Carpenter, Richard Tzong-Han Tsai, Hong-Jie Dai, Feng Liu, Yifei Chen, Chengjie Sun, Sophia Katrenko, Pieter Adriaans, Christian Blaschke, Rafael Torres, Mariana Neves, Preslav Nakov, Anna Divoli, Manuel Mañá-López, Jacinto Mata, and W. John Wilbur. Overview of BioCreative II gene mention recognition. *Genome Biology*, 9 Suppl 2:S2, 2008. ISSN 1474-760X. doi: 10.1186/gb-2008-9-s2-s2.
 31. Rezarta Islamaj Doğan, Robert Leaman, and Zhiyong Lu. NCBI disease corpus: a resource for disease name recognition and concept normalization. *Journal of Biomedical Informatics*, 47:1–10, February 2014. ISSN 1532-0480. doi: 10.1016/j.jbi.2013.12.006.
 32. Evangelos Pafilis, Sune P. Frankild, Lucia Fanini, Sarah Faulwetter, Christina Pavloudi, Aikaterini Vasileiadou, Christos Arvanitidis, and Lars Juhl Jensen. The SPECIES and ORGANISMS Resources for Fast and Accurate Identification of Taxonomic Names in Text. *PLOS ONE*, 8(6):e65390, June 2013. ISSN 1932-6203. doi: 10.1371/journal.pone.0065390. Publisher: Public Library of Science.
 33. Martin Krallinger, Obdulia Rabal, Florian Leitner, Miguel Vazquez, David Salgado, Zhiyong Lu, Robert Leaman, Yanan Lu, Donghong Ji, Daniel M. Lowe, Roger A. Sayle, Riza Theresa Batista-Navarro, Rafal Rak, Torsten Huber, Tim Rocktäschel, Sérgio Matos, David Campos, Buzhou Tang, Hua Xu, Tsendsuren Munkhdalai, Keun Ho Ryu, SV Ramanan, Senthil Nathan, Slavko Žitnik, Marko Bajec, Lutz Weber, Matthias Irmer, Saber A. Akhondi, Jan A. Kors, Shuo Xu, Xin An, Utpal Kumar Sikdar, Asif Ekbal, Masaharu Yoshioka, Thae M. Dieb, Miji Choi, Karin Verspoor, Madian Khabza, C. Lee Giles, Hongfang Liu, Komandur Elayavilli Ravikumar, Andre Lamurias, Francisco M. Couto, Hong-Jie Dai, Richard Tzong-Han Tsai, Caglar Ata, Tolga Can, Anabel Usié, Rui Alves, Isabel Segura-Bedmar, Paloma Martínez, Julen Oyarzabal, and Alfonso Valencia. The CHEMDNER corpus of chemicals and drugs and its annotation principles. *Journal of Cheminformatics*, 7(1):S2, January 2015. ISSN 1758-2946. doi: 10.1186/1758-2946-7-S1-S2.
 34. Olivier Taboureau, Sonny Kim Nielsen, Karine Audouze, Nils Weinhold, Daniel Edsgård, Francisco S. Roque, Irene Kouskoumvekaki, Alina Bora, Ramona Curpan, Thomas Skot Jensen, Søren Brunak, and Tudor I. Oprea. ChemProt: a disease chemical biology database. *Nucleic Acids Research*, 39(Database issue):D367–372, January 2011. ISSN 1362-4962. doi: 10.1093/nar/gkq906.
 35. Ling Luo, Po-Ting Lai, Chih-Hsuan Wei, Cecilia N Arighi, and Zhiyong Lu. BioRED: a rich biomedical relation extraction dataset. *Briefings in Bioinformatics*, 23(5):bbac282, September 2022. ISSN 1477-4054. doi: 10.1093/bib/bbac282.
 36. Sasha Luccioni, Victor Schmidt, Alexandre Lacoste, and Thomas Dandres. Quantifying the Carbon Emissions of Machine Learning. In *NeurIPS 2019 Workshop on Tackling Climate Change with Machine Learning*, 2019.