

Debiasing Stance Detection Models with Counterfactual Reasoning and Adversarial Bias Learning

Jianhua Yuan and Yanyan Zhao and Bing Qin

Research Center for Social Computing and Information Retrieval,
Faculty of Computing,
Harbin Institute of Technology, Harbin 150001, China
{jhyuan, yyzhao, qinb}@ir.hit.edu.cn

Abstract

Stance detection models may tend to rely on dataset bias in the text part as a shortcut and thus fail to sufficiently learn the interaction between the targets and texts. Recent debiasing methods usually treated features learned by small models or big models at earlier steps as bias features and proposed to exclude the branch learning those bias features during inference. However, most of these methods fail to disentangle the “good” stance features and “bad” bias features in the text part. In this paper, we investigate how to mitigate dataset bias in stance detection. Motivated by causal effects, we leverage a novel counterfactual inference framework, which enables us to capture the dataset bias in the text part as the direct causal effect of the text on stances and reduce the dataset bias in the text part by subtracting the direct text effect from the total causal effect. We novelly model bias features as features that correlate with the stance labels but fail on intermediate stance reasoning subtasks and propose an adversarial bias learning module to more accurately model the bias. To verify whether our model could better model the interaction between texts and targets, we test our model on recently proposed test sets to evaluate the understanding of the task from various aspects. Experiments demonstrate that our proposed method (1) could better model the bias features, and (2) outperforms existing debiasing baselines on both the original dataset and most of the newly constructed test sets.

1 Introduction

The task of stance detection aims to predict the stance of the text towards the given target. It is crucial for various downstream tasks including fact verification, rumor detection, etc. It has a wide application in political analysis and product reviewing. Existing works usually treat this task as a text pair classification problem and many design

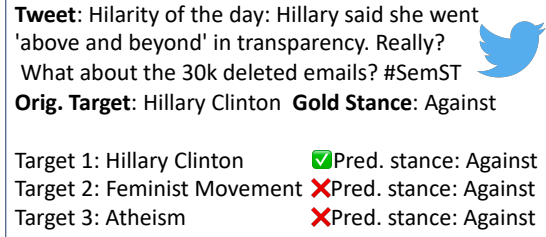


Figure 1: An example illustrates that the BERT model does not change predictions of stance according to the target.

target-aware structures (Augenstein et al., 2016) to learn target-aware stance representations. However, (Kaushal et al., 2021) have shown that those models (Du et al., 2017; Devlin et al., 2019) could achieve superior performances even not using the target at all. As shown in Figure 1, a BERT model does not change its predictions even if the target is not referred to in the tweet. Existing end-to-end stance detection models treat the stance deliberation process as a black-box and are prone to rely on bias features in the dataset instead of learning the underlying task. In consequence, those models perform poorly on out-of-distribution datasets (Kaushal et al., 2021) and unseen targets, which calls for debiasing stance detection models to get rid of spurious correlations in the datasets.

While Kaushal et al. (2021) made the first attempt to reveal dataset bias in stance detection, mitigating bias in other natural language understanding (NLU) tasks has been extensively explored. One line of work exploits data augmentation-based methods to break the spurious correlations in original distributions, which usually involves additional data collection/selection/annotation. Another line of work treated features learned by small models or big models at earlier steps as bias features and proposed to exclude the branch learning those bias features during inference. However, valuable semantics learned may also be excluded during re-

weighting.

To exclude spurious correlation between the text and stance labels while keeping the good context in the text part, we resort to causal inference. In particular, we utilize a causal graph to inspect the relationship between text, target, and stance labels. From the graph, we can discover both direct and indirect effects of the text on stance labels. The former implies a shortcut to the prediction, which exhibits spurious correlations in the text part. The latter, in contrast, extracts reliable interactions between the text and target.

To disentangle the direct and indirect effects of text and mitigate the bad direct effect, we devise a counterfactual reasoning method. During training, we add an extra branch from text to stance prediction. In the inference, we estimate the direct effect of text by counterfactual reasoning, which imagines *what the prediction would be if the model had only seen the effect of texts*. After that, we mitigate the direct effect and utilize the indirect one of target-text interactions to alleviate the influence of spurious correlations in texts. To better depict the direct effect of text and keep more good context in the text part, we further assume features that are useful for stance prediction while harmful for intermediate tasks of stance detection as bias features. We add an additional adversarial bias learning module to concretize this idea. Our proposed method, CRAB (counterfactual reasoning and adversarial bias learning), achieves superior performances on both original dataset and several adversarial test sets, compared to existing stance detection models and classic debiasing methods.

To summarize, our contributions are three-fold:

- We make the first attempt to utilize counterfactual reasoning in stance detection to mitigate spurious correlations between the texts and stance labels.
- We propose a novel adversarial bias learning module to more precisely depict the bias features in the text part.
- Experimental results on several benchmark datasets demonstrate the effectiveness of our proposed methods.

2 Related Work

2.1 Stance Detection

Recently, detecting stances in texts from social media platforms have attracted a lot of attention. Com-

pared to traditional sentiment analysis tasks, stance detection is more challenging as the given target may not appear in the text. Inferring the relations between the given target and the opinioned entity usually requires rich world knowledge. In this paper, we focus on the single target stance detection on tweets where each tweet is given one target. Various methods (Augenstein et al., 2016; Du et al., 2017; Popat et al., 2019) have been proposed to model the inter-dependency between the target and tweet. However, Kaushal et al. (2021) recently noted that current stance detection models relied heavily on bias features in existing stance detection datasets, which makes it necessary to develop stance detection specific debiasing methods to combat these biases.

In this work, we also study the problem of dataset bias in stance detection and make the first attempt to tackle the problem from a causal view.

2.2 Debiasing Dataset Bias in NLU

Recently, much research work had shown that neural models could achieve good performance by simply leveraging dataset bias in existing natural language tasks, e.g. NLI (Gururangan et al., 2018; Poliak et al., 2018), question answering (Mudrakarta et al., 2018), VQA (Agrawal et al., 2018), fact verification (Schuster et al., 2019) and sentiment analysis (Wang and Culotta, 2020, 2021; Kaushal et al., 2021; Yan et al., 2021; Yang et al., 2021). To avoid overfitting to bias features, one line of work Tu et al. (2020) proposed to use multi-task learning based-approach by introducing auxiliary tasks like paraphrase identification to avoid overfitting to bias features. Another line of work (Clark et al., 2019; Karimi Mahabadi et al., 2020; Utama et al., 2020; Ghaddar et al., 2021) employed a weak model to learn bias features and down-weight these features or examples containing those features to achieve debiased training.

Different from those task-agnostic debiasing methods, we utilize the task knowledge of stance detection and incorporate intermediate stance reasoning sub-tasks to guide the modeling of bias features. We employ weak models to capture features useful for stance detection but not useful for intermediate sub-tasks as bias features through adversarial learning (Belinkov et al., 2019).

2.3 Causally Inspired NLP

Counterfactual reasoning and causal inference have inspired several recent studies in natural language

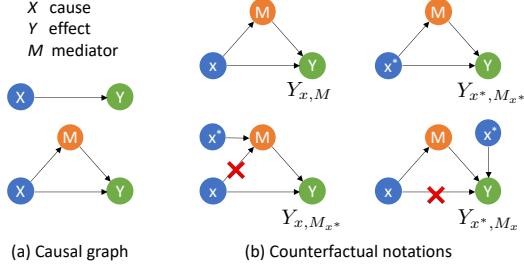


Figure 2: (a) Example of causal graph. (b) Example of counterfactual notations

processing, including visual question answering (Niu et al., 2021), natural language inference (Tian et al., 2022), question answering (Wang et al., 2021), named entity recognition (Zhang et al., 2021), and text classification (Wang and Culotta, 2020; Qian et al., 2021; Choi et al., 2022). Different from existing task-agnostic counterfactual frameworks, our model incorporates an adversarial bias learning module that leverages intermediate sub-tasks of stance detection to learn bias more accurately.

3 Approach

In this section, we first introduce the key concepts of counterfactual inference. Then, we describe the causal view of the stance detection process, followed by an introduction to the novel task-aware adversarial bias learning module. Lastly, we detail how we train and make inference.

3.1 Preliminary

Causal graph is a directed acyclic graph $G = (V, E)$, where V denotes the set of variables and E represents the causality among those variables. If the variable X has a *direct* effect on variable Y , we say that X is the parent of Y , i.e., $X \rightarrow Y$. If X has an *indirect* effect on Y via the variable M , we say that M serves as a *mediator* between X and Y , i.e., $X \rightarrow M \rightarrow Y$. Figure 2(a) shows an example of causal graph with 2 and 3 variables respectively.

Counterfactual means “counter to the fact” (Roese, 1997), which assigns non-factual combination of values to variables. Counterfactual notations are used to translate causal graphs into formulas. Take Figure 2(b) as an example, if X is set to x and M is set to m , the value of Y can be denoted as:

$$Y_{x,m} = Y(X = x, M = m) \quad (1)$$

where the value of mediator can be obtained through $m = M_x = M(X = x)$. In the counterfactual scenario, X is simultaneously set to different values for M and Y . For example, Y_{x,M_x^*} refers to the situation where X is set to x and M is set to value where X is x^* , i.e.,

$$Y_{x,M_x^*} = Y(X = x, M = M(X = x^*)) \quad (2)$$

Cause effect reflects the comparisons between two potential outcomes of the same individual given two different treatments. For example in Figure 2(b), supposed that $X = x$ means “under treatment condition” and $X = x^*$ means “under no treatment condition”. Then by comparing between the factual scenario $X = x$ and counterfactual scenario $X = x^*$, we can get the total effect of $X = x$ on Y as:

$$TE = Y_{x,M_x} - Y_{x^*,M_{x^*}} \quad (3)$$

Total effect can be further decomposed into natural direct effect (NDE) and total indirect effect (TIE), which represents the effect through the direct path $X \rightarrow Y$ and indirect path $X \rightarrow M \rightarrow Y$ respectively. NDE represents the effect of X on Y when the mediator M is blocked. It reflects the increase in the outcome Y when X is changing from x^* to x while M is set to the value when $X = x^*$:

$$NDE = Y_{x,M_{x^*}} - Y_{x^*,M_{x^*}} \quad (4)$$

where $Y_{x,M_{x^*}} = Y(X = x, M = M(x^*))$. The calculation of $Y_{x,M_{x^*}}$ is a counterfactual inference since variable X is set to different values for different paths.

TIE is the difference between TE and NDE, defined as:

$$TIE = TE - NDE = Y_{x,M_x} - Y_{x,M_{x^*}}$$

which denotes the effect of X on Y through indirect path $X \rightarrow M \rightarrow Y$.

Next, we will discuss the meanings of these effects in stance detection.

3.2 Causal Look at Stance Detection

Following previous work, we formulate the stance detection task as a three-way classification problem. Given a text $D = d$ and a target $T = t$, stance detection models are required to determine the stance of the text d towards the given target t .

The causal graph of stance detection is illustrated in Figure 3(a). The effect of text D and target T

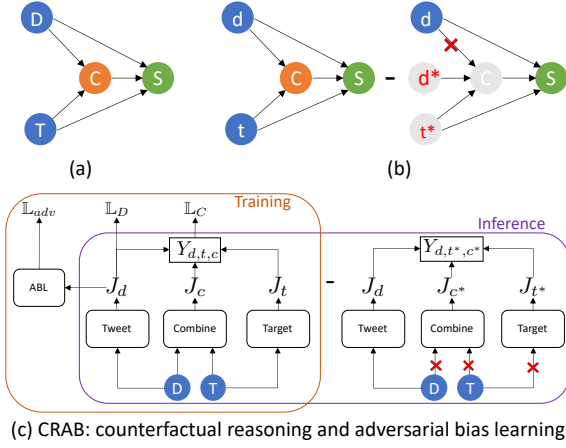


Figure 3: (a) Causal graph for stance detection. D: text or tweet. T: target. C: target-tweet interaction knowledge. S: stance. (b) Comparison between conventional stance detection (left) and counterfactual stance detection (right). (c) the proposed CRAB model.

on stance S can be divided into text-only impact and text-target-fusion impact. The text-only impact captures the direct effect of tweet D on stance S via $D \rightarrow S$. The text-target-fusion impact captures the indirect impact of D and T on S via the target-text combined module C , i.e., $D, T \rightarrow C \rightarrow S$. We aim to mitigate the dataset set bias in the tweet part by excluding the pure tweet effect on $D \rightarrow S$.

Following the notations in Eq.2, we define the probability of the stance s would obtain if the text D is set d and the target T is set to t as :

$$Y_{d,t,c}(s^1) = Y(D = d, T = t, C = c) \quad (5)$$

where the notation of c is denoted as $c = C_{d,t} = C(D = d, T = t)$. Then the total effect (TE) of the tweet $D = d$ and target $T = t$ on stance s can be written as:

$$TE = Y_{d,t,c} - Y_{d^*,t^*,c^*} \quad (6)$$

where d^* and t^* represent the no-treatment condition where d and t are set to void values and $c^* = C(d^*, t^*)$.

As mentioned earlier, there exists dataset bias in the tweet part which allows stance detection models to achieve superior performance without using the target. Such dataset bias hinders stance detection models to perform effective stance reasoning between targets and texts. Thus, we expect to exclude the direct impact of texts from stance detection models. To this end, we utilize counterfactual reasoning to estimate the cause effect of

¹We omit s for simplicity without the loss of generality.

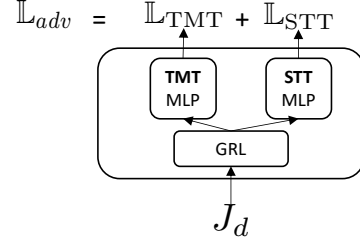


Figure 4: Adversarial bias learning module

pure tweet $D = d$ on stance s by blocking the effect of C and T . We use counterfactual stance detection to describe scenarios where D is set to d and $C = c^*$ when D is set to d^* and T is set to t^* . As the impact of mediator C to input is blocked, the model makes stance predictions solely based on the tweet part.

Thus, we obtain the natural direct effect (NDE) of D on S by comparing the counterfactual stance detection to the no-treatment condition as:

$$NDE = Y_{d,t^*,c^*} - Y_{d^*,t^*,c^*} \quad (7)$$

Since the effects of T and C on the stance are blocked, NDE could explicitly capture the dataset bias in the tweet part. We further reduce the text-only bias by subtracting NDE from TE as follows in Figure 3(b):

$$TIE = TE - NDE = Y_{d,t,c} - Y_{d,t^*,c^*} \quad (8)$$

We then select the stance with maximum TIE for inference, which differs from traditional factual stance detection that is based on the posterior probability i.e., $P(s|d, t)$.

3.3 Adversarial Bias Learning

To preserve more context information while removing dataset bias in the text part, we further propose an adversarial bias learning module to capture the bias more accurately. Previous task-agnostic debiasing methods (Clark et al., 2019; Karimi Mahabadi et al., 2020; Du et al., 2021) usually treat features learned by small models or features learned by large models at earlier steps as bias features. In contrast, from the perspective of stance detection, we regard features that are useful for the final stance prediction while not valid for intermediate stance reasoning sub-tasks as bias features. In the following, we detail how we choose sub-tasks and perform adversarial bias learning.

3.3.1 Intermediate Sub-tasks

Given a pair $\langle \text{target}, \text{text} \rangle$ as input, a common stance detection process usually involves 1) identifying the target mentioned in the text, 2) finding corresponding opinion expressions towards the mentioned target and deciding their sentiments, 3) deciding the relationship between the mentioned target and the given target, and 4) making final stance predictions. However, opinion spans and target spans are hard and expensive to annotate in those informal texts on social media. As a result, it is impractical to directly apply the above tasks for more accurate bias learning.

To this end, we seek to simplify those intermediate sub-tasks into easier ones that only require sentence-level annotations instead of token-level ones. Specifically, we adopt two binary classification sub-tasks, which are 1) **TMT**, whether the given target is mentioned in the text and 2) **STT**, whether the text express any stance towards the given target. TMT is designed to make stance detection models aware of the (both explicit and implicit) existence of the target in the text. STT requires stance detection models to differ the *None* stance from other stances. One advantage of adopting TMT and STT as intermediate sub-tasks is that they can not be solely solved using the text part. The other advantage is that labels for TMT and STT can be automatically inferred using simple text matching and existing stance labels (see Appendix for details on the acquisition of those annotations).

3.3.2 Adversarial Learning

In the causal graph of stance detection, the $D \rightarrow S$ branch could capture the dataset bias in the text d . Thus, we perform adversarial bias learning on this branch in the hope to capture bias features useful for finding stance detection while not useful for other intermediate sub-tasks. Motivated by the recent success of adversarial training in sentiment analysis and debiasing NLU models, we use representations of the input text to predict the stance labels as well as intermediate sub-tasks. We feed h_d , the representation of the input text, into an MLP classifier for stance prediction. As shown in Fig. 4, we pass h_d through a gradient reversal layer.

$$h_d = \text{Encoder}(d) \quad (9)$$

$$h_{grl} = \text{GRL}(h_d) \quad (10)$$

Then we feed h_{grl} into another two MLP classifiers for TMT and STT respectively. During the

forward propagation, GRL acts as an identity transform, making no changes to h_d . During the back-propagation pass, GRL takes the gradient from the subsequent level, reverses the gradient, and passes it to the preceding layer. The gradients from TMT and STT classification will not be correctly sent back to the encoder part, thus making it hard to learn features useful for TMT and STT. In this way, the reversed gradients from TMT and STT classifiers will drive h_d to contain features less useful for intermediate stance reasoning tasks. And the representations from $D \rightarrow S$ become maximally informative for stance detection while simultaneously minimizing the ability of h_d to accurately perform intermediate reasoning tasks. The adversarial bias learning module is optimized by minimizing the cross-entropy losses \mathbb{L}_{TMT} and \mathbb{L}_{STT} over TMT and STT tasks jointly.

3.4 Training and Inference

To sum, we propose CRAB, a model with counterfactual reasoning and adversarial bias learning, to mitigate dataset bias in stance detection. We formulate each branch of Figure 3(a) as a neural model. The calculation of stance score $Y_{d,t,c}$ is parameterized as follows:

$$Y_{d,t,c} = F(J_d, J_t, J_c) \quad (11)$$

where $J_d = F_D(d)$ is the text-only branch (i.e., $D \rightarrow S$), $J_t = F_T(t)$ is the target-only branch (i.e., $D \rightarrow S$), $J_c = F_C(c)$ is the combined feature branch (i.e., $C \rightarrow S$). F is the fusion function to obtain the final stance scores.

As neural models cannot deal with no-treatment conditions where the inputs are void, we assume that the model will make random guess with equal probability under no-treatment conditions. Therefore, we represent no-treatment conditions with the same constant a which is a learnable parameter. This intuition makes senses as humans would like to make a random guess when we have no information about the stance detection task. We fuse the representation as follows:

$$F(d, t, c) = \log(\sigma(J_d + J_t + J_c)) \quad (12)$$

Training. The training process is illustrated in Figure 3(c). Specifically, our model is optimized by minimizing the cross-entropy losses over the scores J_c and J_d .

$$\mathbb{L}_{cls} = \mathbb{L}_C + \mathbb{L}_D + \lambda_1 \mathbb{L}_{TMT} + \lambda_2 \mathbb{L}_{STT} \quad (13)$$

Target	#total	#Train	#Test
Atheism	733	513	220
Climate Change	564	395	169
Feminist Movement	949	664	285
Hillary Clinton	984	689	295
Abortion	933	653	280
All	4163	2914	1249

Table 1: Statistics of SemEval2016 Task 6 Subtask A.

New Test Sets	Number
Tweet_only Failed (TOF)	319
PMI-tail (PMI)	403
Opinion Towards (OT)	425
Donald Trump (DT)	707
Target Replaced (Replaced)	3978
Target Negated (Negated)	1249

Table 2: Statistics of the used hard test data by (Yuan et al., 2022).

where \mathbb{L}_C and \mathbb{L}_D are losses over J_c and J_d respectively, λ_1 and λ_2 are coefficients controlling the impact of two sub-tasks respectively.

As text-only models perform similarly to a model that utilizes both the target and text, we assume that the sharpness of text-only branch should be similar to that of the text-target-combined branch. Thus, we use Kullback-Leibler divergence to estimate c :

$$\mathbb{L}_{kl} = \frac{1}{\mathbb{A}} \sum_{a \in \mathbb{A}} -p(a|d, t, c) \log p(a|d, t^*, c^*) \quad (14)$$

where $p(a|d, t, c) = \text{softmax}(J_{d,t,c})$ and $p(a|d, t^*, c^*) = \text{softmax}(J_{d,t^*,c^*})$. Only a is updated when minimizing \mathbb{L}_{kl} . The final loss is the combination of \mathbb{L}_{cls} and \mathbb{L}_{kl} .

Inference. In the test stage, we use the debiased effect for inference, which is implemented as:

$$\begin{aligned} TIE &= TE - NDE \\ &= Y_{d,t,c} - Y_{d,t^*,c^*} \\ &= F(J_d, J_t, J_c) - F(J_d, J_{t^*}, J_{c^*}) \end{aligned} \quad (15)$$

4 Experimental Setups

4.1 Datasets

To thoroughly assess whether a model understands the stance detection task or just simply over-fitting to bias features, we test on our model on both original semeval2016 test data and newly proposed hard test data by (Yuan et al., 2022).

The detailed statistics of this dataset are shown in Table 1.

4.2 Evaluation Metrics

We adopt the macro-average of F1-score across targets as the evaluation metric and we report the averaged results of 5 random seeds for all experiments. Similar to previous work, we adopt the macro-average of F1-score across targets as the evaluation metric, which is calculated as:

$$F_{Favor} = \frac{2P_{Favor}R_{Favor}}{P_{Favor} + R_{Favor}} \quad (16)$$

$$F_{Against} = \frac{2P_{Against}R_{Against}}{P_{Against} + R_{Against}} \quad (17)$$

$$F_{macro} = \frac{2(F_{Against} + F_{Favor})}{2} \quad (18)$$

where P and R are precision and recall respectively. Then the average of F_{Favor} and $F_{Against}$ is calculated as the final metrics F_{macro} . We report the averaged results of 5 random seeds for all experiments.

4.3 Implementation

We use the official train/test split. We randomly select 15% of samples from the training data for validation. We adopt the uncased version of BERT_{base} for all our experiments. We fine-tune BERT_{base} model with Adam optimizer. The dropout rate is set to 0.5 for all parameters. The learning rate is chosen from $\{1, 2, 3, 4, 5\} \times 10^{-5}$ and the batch size for training is set to 8. We choose λ_1 and λ_2 from $[0.1, 1.0]$ with a step size of 0.1. The final choices of all hyper-parameters are selected according to performance on the validation set. λ_1 and λ_2 are set to 0.1 and 0.2 respectively. The learning rate is set to 5×10^{-5} .

4.4 Baselines

Stance Detection Models Methods on Stance detection: 1) BERT_{wt} and BERT_{nt}, which are based on BERT_{base}. BERT_{nt} only uses the tweet as input while BERT_{wt} takes the <target, tweet> pair as inputs. 2) TAN (Du et al., 2017), which is an LSTM based model that incorporates target-specific attention. Following Kaushal et al. (2021), we adopt the BERT version of TAN (Kaushal et al., 2021). 3) Stancy (Popat et al., 2019), which is a BERT-based model with an additional cosine similarity score between the tweet representation and the target-tweet pair representation.

Debiasing Models Apart from sophisticated stance detection models, we also compare with

Models	Original	TOF	PMI	OT
BERT _{nt}	67.84	73.9	50.8	38.15
BERT _{wt}	69.21	85.56	51.66	42.62
TAN	68.44	86.51	59.31	43.88
Stancy	70.3	95.34	59.78	44.67
PoE	68.96	94.06	55.15	41.53
LMH	64.88	82.69	47.46	33.81
E2E-PoE	61.68	84.88	53.93	39.08
Conf-Reg	70.24	90.45	61.26	41.16
SSR	71.36	96.47	56.08	46.58
CRAB (ours)	71.45	<u>94.47</u>	64.41	46.62

Table 3: Results on the SemEval test dataset and three subsets. The average of F_{Favor} and $F_{Against}$ is adopted as the evaluation metric. For comparison with other stance detection models on each target, please refer to Table 6 in Appendix for details.

recent debiasing methods for natural language inference and fact verification tasks. These methods are 1) Product-of-expert (PoE) (Clark et al., 2019), which combines the learned probabilities of a bias-only model and full model using PoE. 2) LMH (Clark et al., 2019), which explicitly determines how much to trust the bias in PoE and employs an entropy-based regularization to encourage the bias component to be non-uniform. 3) E2E PoE (Karimi Mahabadi et al., 2020), which proposes an end-to-end training version of PoE. 4) Conf-Reg (Utama et al., 2020), which utilizes signals from bias models to scale the confidence of models’ predictions. 5) SSR (Yuan et al., 2022), which also incorporates simplified stance reasoning process through multi-task learning. In contrast, we use these subtasks in an adversarial way.

5 Results and Analysis

5.1 Main Results

5.1.1 On Original Test Set and its Subsets

As illustrated in Table 3, the BERT_{nt} model, which neglects target information, achieves similar performance to the BERT_{wt} model that considers target on the original test set, proving the existence of dataset bias in the tweet part. The performances of stance detection methods are relatively similar while debiasing methods like LMH and E2E-PoE suffer from a significant performance drop. In contrast, our model outperforms both debiasing baselines and stance detection baselines on the original test set.

Though the TOF test set is constructed by selecting examples where three BERT models with different seeds fail, another BERT model with a new seed could reach the performance of 73.9%.

Model	DT	Replaced	Negated
BERT _{nt}	11.42	32	17.59
BERT _{wt}	28.12	47.08	17.38
TAN	27.09	35.55	<u>20.05</u>
Stancy	32.34	49.5	<u>19.67</u>
PoE	19.42	46.7	19.54
LMH	36.76	34.97	25.36
E2E-PoE	33.72	33.01	19.98
Conf-Reg	36.27	34.17	19.51
SSR	<u>37.66</u>	59.7	17.6
CRAB (ours)	40.80	<u>56.92</u>	17.99

Table 4: Performances of different models on *DT*, *Replaced*, *Negated* test sets. Note that, results on *DT* are not directly comparable to those reported in (Allaway et al., 2021; Liang et al., 2022) as they used 4,163 pairs for training while we only use 2,914 pairs.

Our model outperforms all debiasing methods and most of the stance detection baselines, showing that our model could better deliberate stance where target information is crucial.

On the PMI set where long-tail features exist, the BERT_{nt} model and BERT_{wt} achieve similar results, which illustrates that BERT_{wt} may not utilize target-tweet interaction well and instead mostly exploits bias features in the tweet part. Our model achieves the best performances and outperforms the BERT_{wt} model by over 12%, demonstrating a significant reduction in reliance on the dataset bias features in the tweet part.

Since both our model and Stancy have explicit task-aware modeling of the target, they outperform other methods that do not utilize such task knowledge on the OT set. The targets in the OT set are usually implicitly mentioned in the tweet and it is much harder than the explicitly mentioned counterpart according to the performances of stance detection models. Our model is better at deliberating the stance of both explicitly and implicitly mentioned targets.

5.1.2 On New Test Sets

As discussed earlier, our model shows superior performance on the original test set where the data distribution is similar to the training one. To test whether stance detection models understand the task instead of simply over-fitting to bias features, we perform experiments on the DT set where the target is unseen during training.

From Table 4, we can see that in general debiasing methods outperform stance detection models (the only exception is the PoE model). Note that BERT_{nt} performs the worst, which shows that bias features in the training set do not hold on this test

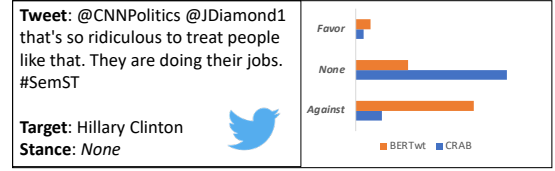
GRL	Module			Orig.	TOF	PMI	OT
	STT	TMT					
✓	✓	✓	71.45	94.47	64.41	46.62	
✗	✗	✗	70.96	93.86	65.74	48.13	
✗	✓	✓	67.73	92.49	62.12	45.43	
✓	✗	✓	69.49	94.80	62.75	46.96	
✓	✓	✗	70.52	93.83	62.69	48.40	
				DT	Rep.	Neg.	
✓	✓	✓		40.80	56.92	17.99	
✗	✗	✗		37.19	54.57	18.57	
✗	✓	✓		39.69	52.59	20.85	
✓	✗	✓		34.90	55.26	19.88	
✓	✓	✗		35.50	53.93	19.11	

Table 5: Ablation study on the proposed CRAB model. GRL refers to gradient reversal layer, STT and TMT are two intermediate task of stance detection.

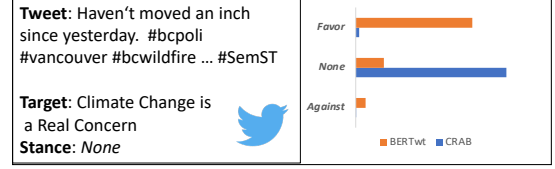
set, and overly exploiting bias features indeed hinders the generalization of stance detection models. On the contrary, our model utilizes the task knowledge to more accurately learn bias features and excludes them through counterfactual reasoning, outperforming both stance detection and debiasing baselines by over 4%.

Similar to the OT set, the adversarially constructed Replaced set also requires a stance detection model to decide whether the target is mentioned in the tweet part. Thus, our model and Stancy again outperform all the other methods. The gap between the $BERT_{nt}$ model and $BERT_{wt}$ model is larger on this test set, showing stronger demands on utilizing target information. By comparing results on the OT and Replaced sets, we can see that debiasing methods do not show any superiority in capturing whether the target is mentioned in the tweet, which implies that task-agnostic debiasing is sub-optimal for robust stance reasoning.

While negation is a crucial component in expressing sentiment and stance, negation in targets or topics is less studied in existing stance detection works. Here, we present preliminary results on the Negated set where the targets are in the form of negations. From Table 4, we can see that all stance detection models and debiasing methods fail on this task (<30%), implying that the lack of modeling of negations in targets hinders complex stance reasoning. Though augmenting the original training set with examples containing negations (Kaushal et al., 2021) can relieve this phenomenon, it may be still far from truly robust stance reasoning through explainable semantic compositions.



(a) Example 1



(b) Example 2

Figure 5: (Normalized) Stance predictions of the $BERT_{wt}$ model and the proposed CRAB model on two examples.

5.2 Ablation Study

To explore the contribution of different components of the proposed CRAB model, we conduct an ablation study on adversarial learning module. By comparing Table 3, 4, and 5, we can see that the CRAB model outperforms the $BERT_{wt}$ model by 1.7% on the original test set and by 9% on the DT set. This demonstrates that the counterfactual reasoning framework works to reduce reliance on dataset bias in the training set, improving performance on both in-distribution and out-of-distribution data. By adding the adversarial bias learning module, the performance increases from 70.96% on original test set and from 37.19% to 40.80% on the DT set.

In addition, when we remove the gradient adversarial layer and keep two sub-tasks, the $D \rightarrow S$ branch may learn useful features for both stance prediction and its intermediate sub-tasks, thus excluding those features results in a significant performance drop on the original test set.

We also find that the contributions of two sub-tasks are similar to each other on most test sets. While the TMT sub-task focus on the textual matching of targets and the STT sub-task focus on the semantic matching of targets, the TMT sub-task contributes more on the Replaced set where the target is replaced with another target and the STT sub-task is more useful on the OT set where the target is implicitly mentioned.

5.3 Case Study and Discussion

Case Study. As we can see from Figure 5, in both cases, there are stance-related words like *ridiculous*

and *haven't* in the tweet part, the $BERT_{wt}$ model may make false predictions by utilizing those shortcuts. On the contrary, our model makes predictions using the total indirect effect (TIE) where the influence of stance-related words can be excluded and it successfully deliberates the correct stance with high probabilities even with the existence of those misleading words.

Bias in Target. In the paper, we mainly focus on removing the natural direct effect of $D \rightarrow S$ branch from the final predictions. We also find that the $T \rightarrow S$ branch also contains spurious correlations that may hinder robust stance detection. Using target-wise majority vote could reach the performance of 67% on the original test set, comparable to the $BERT_{wt}$ line. We leave it as future work to exclude learning of bias features from both $D \rightarrow S$ branch and $T \rightarrow S$ branch.

6 Conclusion

In this paper, we make the first attempt to utilize counterfactual reasoning to mitigate dataset bias in stance detection. To more accurately depict the bias features, we propose an adversarial bias learning module that incorporates adversarial learning and two simplified intermediate tasks of stance detection to learn features only useful for stance predictions but not useful for two sub-tasks. Experiments on the benchmark stance detection dataset and 6 newly constructed test sets demonstrate the effectiveness of the proposed approach. In the future, we would like to explore excluding bias features from both $D \rightarrow S$ branch and $T \rightarrow S$ branch.

References

- Aishwarya Agrawal, Dhruv Batra, Devi Parikh, and Aniruddha Kembhavi. 2018. Don't just assume; look and answer: Overcoming priors for visual question answering. In *Proceedings of the IEEE Conference on Computer Vision and Pattern Recognition (CVPR)*.
- Emily Allaway, Malavika Srikanth, and Kathleen McKeown. 2021. [Adversarial learning for zero-shot stance detection on social media](#). In *Proceedings of the 2021 Conference of the North American Chapter of the Association for Computational Linguistics: Human Language Technologies*, pages 4756–4767, Online. Association for Computational Linguistics.
- Isabelle Augenstein, Tim Rocktäschel, Andreas Vlachos, and Kalina Bontcheva. 2016. [Stance detection with bidirectional conditional encoding](#). In *Proceedings of the 2016 Conference on Empirical Methods in Natural Language Processing*, pages 876–885, Austin, Texas. Association for Computational Linguistics.
- Yonatan Belinkov, Adam Poliak, Stuart Shieber, Benjamin Van Durme, and Alexander Rush. 2019. [On adversarial removal of hypothesis-only bias in natural language inference](#). In *Proceedings of the Eighth Joint Conference on Lexical and Computational Semantics (*SEM 2019)*, pages 256–262, Minneapolis, Minnesota. Association for Computational Linguistics.
- Seungtaek Choi, Myeongho Jeong, Hojae Han, and Seung-won Hwang. 2022. [C2I: Causally contrastive learning for robust text classification](#). *Proceedings of the AAAI Conference on Artificial Intelligence*, 36(10):10526–10534.
- Christopher Clark, Mark Yatskar, and Luke Zettlemoyer. 2019. [Don't take the easy way out: Ensemble based methods for avoiding known dataset biases](#). In *Proceedings of the 2019 Conference on Empirical Methods in Natural Language Processing and the 9th International Joint Conference on Natural Language Processing (EMNLP-IJCNLP)*, pages 4069–4082, Hong Kong, China. Association for Computational Linguistics.
- Jacob Devlin, Ming-Wei Chang, Kenton Lee, and Kristina Toutanova. 2019. [BERT: Pre-training of deep bidirectional transformers for language understanding](#). In *Proceedings of the 2019 Conference of the North American Chapter of the Association for Computational Linguistics: Human Language Technologies, Volume 1 (Long and Short Papers)*, pages 4171–4186, Minneapolis, Minnesota. Association for Computational Linguistics.
- Jiachen Du, Lin Gui, Ruifeng Xu, Yunqing Xia, and Xuan Wang. 2020. Commonsense knowledge enhanced memory network for stance classification. *IEEE Intelligent Systems*, 35(4):102–109.
- Jiachen Du, Ruifeng Xu, Yulan He, and Lin Gui. 2017. [Stance classification with target-specific neural attention](#). In *Proceedings of the Twenty-Sixth International Joint Conference on Artificial Intelligence, IJCAI 2017, Melbourne, Australia, August 19-25, 2017*, pages 3988–3994. ijcai.org.
- Mengnan Du, Varun Manjunatha, Rajiv Jain, Ruchi Deshpande, Franck Dernoncourt, Jiuxiang Gu, Tong Sun, and Xia Hu. 2021. [Towards interpreting and mitigating shortcut learning behavior of NLU models](#). In *Proceedings of the 2021 Conference of the North American Chapter of the Association for Computational Linguistics: Human Language Technologies*, pages 915–929, Online. Association for Computational Linguistics.
- Abbas Ghaddar, Phillippe Langlais, Mehdi Rezagholizadeh, and Ahmad Rashid. 2021. [End-to-end](#)

- self-debiasing framework for robust NLU training. In *Findings of the Association for Computational Linguistics: ACL-IJCNLP 2021*, pages 1923–1929, Online. Association for Computational Linguistics.
- Suchin Gururangan, Swabha Swayamdipta, Omer Levy, Roy Schwartz, Samuel Bowman, and Noah A. Smith. 2018. [Annotation artifacts in natural language inference data](#). In *Proceedings of the 2018 Conference of the North American Chapter of the Association for Computational Linguistics: Human Language Technologies, Volume 2 (Short Papers)*, pages 107–112, New Orleans, Louisiana. Association for Computational Linguistics.
- Momchil Hardalov, Arnav Arora, Preslav Nakov, and Isabelle Augenstein. 2021. [Cross-domain label-adaptive stance detection](#). *CoRR*, abs/2104.07467.
- Rabeeh Karimi Mahabadi, Yonatan Belinkov, and James Henderson. 2020. [End-to-end bias mitigation by modelling biases in corpora](#). In *Proceedings of the 58th Annual Meeting of the Association for Computational Linguistics*, pages 8706–8716, Online. Association for Computational Linguistics.
- Ayush Kaushal, Avirup Saha, and Niloy Ganguly. 2021. [tWT-WT: A dataset to assert the role of target entities for detecting stance of tweets](#). In *Proceedings of the 2021 Conference of the North American Chapter of the Association for Computational Linguistics: Human Language Technologies*, pages 3879–3889, Online. Association for Computational Linguistics.
- Yingjie Li and Cornelia Caragea. 2019. [Multi-task stance detection with sentiment and stance lexicons](#). In *Proceedings of the 2019 Conference on Empirical Methods in Natural Language Processing and the 9th International Joint Conference on Natural Language Processing (EMNLP-IJCNLP)*, pages 6299–6305, Hong Kong, China. Association for Computational Linguistics.
- Yingjie Li and Cornelia Caragea. 2021. [Target-aware data augmentation for stance detection](#). In *Proceedings of the 2021 Conference of the North American Chapter of the Association for Computational Linguistics: Human Language Technologies*, pages 1850–1860, Online. Association for Computational Linguistics.
- Bin Liang, Zixiao Chen, Lin Gui, Yulan He, Min Yang, and Ruifeng Xu. 2022. [Zero-shot stance detection via contrastive learning](#). In *Proceedings of the ACM Web Conference 2022, WWW ’22*, page 2738–2747, New York, NY, USA. Association for Computing Machinery.
- Matthew Matero, Nikita Soni, Niranjana Balasubramanian, and H. Andrew Schwartz. 2021. [Melt: Message-level transformer with masked document representations as pre-training for stance detection](#). *CoRR*, abs/2109.08113.
- Pramod Kaushik Mudrakarta, Ankur Taly, Mukund Sundararajan, and Kedar Dhamdhere. 2018. [Did the model understand the question?](#) In *Proceedings of the 56th Annual Meeting of the Association for Computational Linguistics (Volume 1: Long Papers)*, pages 1896–1906, Melbourne, Australia. Association for Computational Linguistics.
- Yulei Niu, Kaihua Tang, Hanwang Zhang, Zhiwu Lu, Xian-Sheng Hua, and Ji-Rong Wen. 2021. Counterfactual vqa: A cause-effect look at language bias. In *Proceedings of the IEEE/CVF Conference on Computer Vision and Pattern Recognition*.
- Adam Poliak, Jason Naradowsky, Aparajita Haldar, Rachel Rudinger, and Benjamin Van Durme. 2018. [Hypothesis only baselines in natural language inference](#). In *Proceedings of the Seventh Joint Conference on Lexical and Computational Semantics*, pages 180–191, New Orleans, Louisiana. Association for Computational Linguistics.
- Kashyap Popat, Subhabrata Mukherjee, Andrew Yates, and Gerhard Weikum. 2019. [STANCY: Stance classification based on consistency cues](#). In *Proceedings of the 2019 Conference on Empirical Methods in Natural Language Processing and the 9th International Joint Conference on Natural Language Processing (EMNLP-IJCNLP)*, pages 6413–6418, Hong Kong, China. Association for Computational Linguistics.
- Chen Qian, Fuli Feng, Lijie Wen, Chunping Ma, and Pengjun Xie. 2021. [Counterfactual inference for text classification debiasing](#). In *Proceedings of the 59th Annual Meeting of the Association for Computational Linguistics and the 11th International Joint Conference on Natural Language Processing (Volume 1: Long Papers)*, pages 5434–5445, Online. Association for Computational Linguistics.
- Neal J Roese. 1997. Counterfactual thinking. *Psychological bulletin*, 121(1):133.
- Benjamin Schiller, Johannes Daxenberger, and Iryna Gurevych. 2020. [Stance detection benchmark: How robust is your stance detection?](#) *CoRR*, abs/2001.01565.
- Tal Schuster, Darsh Shah, Yun Jie Serene Yeo, Daniel Roberto Filizzola Ortiz, Enrico Santus, and Regina Barzilay. 2019. [Towards debiasing fact verification models](#). In *Proceedings of the 2019 Conference on Empirical Methods in Natural Language Processing and the 9th International Joint Conference on Natural Language Processing (EMNLP-IJCNLP)*, pages 3419–3425, Hong Kong, China. Association for Computational Linguistics.
- Bing Tian, Yixin Cao, Yong Zhang, and Chunxiao Xing. 2022. [Debiasing nlu models via causal intervention and counterfactual reasoning](#). *Proceedings of the AAAI Conference on Artificial Intelligence*, 36(10):11376–11384.

Lifu Tu, Garima Lalwani, Spandana Gella, and He He. 2020. [An empirical study on robustness to spurious correlations using pre-trained language models](#). *Transactions of the Association for Computational Linguistics*, 8:621–633.

Prasetya Ajie Utama, Nafise Sadat Moosavi, and Iryna Gurevych. 2020. [Mind the trade-off: Debiasing NLU models without degrading the in-distribution performance](#). In *Proceedings of the 58th Annual Meeting of the Association for Computational Linguistics*, pages 8717–8729, Online. Association for Computational Linguistics.

Wei Wang, Boxin Wang, Ning Shi, Jinfeng Li, Bingyu Zhu, Xiangyu Liu, and Rong Zhang. 2021. [Counterfactual adversarial learning with representation interpolation](#). In *Findings of the Association for Computational Linguistics: EMNLP 2021*, pages 4809–4820, Punta Cana, Dominican Republic. Association for Computational Linguistics.

Zhao Wang and Aron Culotta. 2020. [Identifying spurious correlations for robust text classification](#). In *Findings of the Association for Computational Linguistics: EMNLP 2020*, pages 3431–3440, Online. Association for Computational Linguistics.

Zhao Wang and Aron Culotta. 2021. [Robustness to spurious correlations in text classification via automatically generated counterfactuals](#). *Proceedings of the AAAI Conference on Artificial Intelligence*, 35(16):14024–14031.

Hanqi Yan, Lin Gui, Gabriele Pergola, and Yulan He. 2021. [Position bias mitigation: A knowledge-aware graph model for emotion cause extraction](#). In *Proceedings of the 59th Annual Meeting of the Association for Computational Linguistics and the 11th International Joint Conference on Natural Language Processing (Volume 1: Long Papers)*, pages 3364–3375, Online. Association for Computational Linguistics.

Linyi Yang, Jiazheng Li, Pádraig Cunningham, Yue Zhang, Barry Smyth, and Ruihai Dong. 2021. [Exploring the efficacy of automatically generated counterfactuals for sentiment analysis](#). In *Proceedings of the 59th Annual Meeting of the Association for Computational Linguistics and the 11th International Joint Conference on Natural Language Processing (Volume 1: Long Papers)*, pages 306–316, Online. Association for Computational Linguistics.

Jianhua Yuan, Yanyan Zhao, Yanyue Lu, and Bing Qin. 2022. [SSR: Utilizing simplified stance reasoning process for robust stance detection](#). In *Proceedings of the 29th International Conference on Computational Linguistics*, pages 6846–6858, Gyeongju, Republic of Korea. International Committee on Computational Linguistics.

Wenkai Zhang, Hongyu Lin, Xianpei Han, and Le Sun. 2021. [De-biasing distantly supervised named entity recognition via causal intervention](#). In *Proceedings of the 59th Annual Meeting of the Association*

for Computational Linguistics and the 11th International Joint Conference on Natural Language Processing (Volume 1: Long Papers), pages 4803–4813, Online. Association for Computational Linguistics.

A Appendix

Target	#total	% of instances in Train				% of instances in Test			
		#Train	Favor	Against	None	#Test	Favor	Against	None
Atheism	733	513	17.9	59.3	22.8	220	14.5	72.7	12.7
Climate Change	564	395	53.7	3.8	42.5	169	72.8	6.5	20.7
Feminist Movement	949	664	31.6	49.4	19.0	285	20.4	64.2	15.4
Hillary Clinton	984	689	17.1	57.0	25.8	295	15.3	58.3	26.4
Abortion	933	653	18.5	54.4	27.1	280	16.4	67.5	16.1
All	4163	2914	25.8	47.9	26.3	1249	24.3	57.3	18.4

Table 6: Statistics of SemEval2016 Task 6 SubtaskA.

Models	AT	CC	FM	HC	LA	Overall
AT-JSS-Lex (Li and Caragea, 2019)	69.22	<u>59.18</u>	<u>61.49</u>	<u>68.33</u>	68.41	72.33
CKEMN (Du et al., 2020)	62.69	53.52	61.25	64.19	64.19	69.74
MT-DNN _{SDL} (Schiller et al., 2020)	-	-	-	-	-	70.18
MT-DNN _{MDL} (Schiller et al., 2020)	-	-	-	-	-	71.81
MoLE (Hardalov et al., 2021)	-	-	-	-	-	<u>72.08</u>
ASDA (Li and Caragea, 2021)	74.93	-	56.43	67.01	61.60	-
MeLT (Matero et al., 2021)	66	71	63	67	<u>66</u>	-
TAN	<u>69.72</u>	44.32	53.26	55.79	62.75	68.44
Stancy	66.08	54.67	59.91	62.0	58.69	70.3
BERT _{nt}	63.96	48.88	53.97	60.59	60.24	67.84
BERT _{wt}	65.36	44.91	48.25	65.09	54.33	69.21
CRAB	66.23	54.20	58.06	71.00	64.87	71.45

Table 7: Results on the SemEval dataset. The macro average of F_{Favor} and $F_{Against}$ is adopted as the evaluation metric. The best scores for each column are bold and the second best scores are underlined. Results not reported in original papers are marked with -.