

# TeSS: Zero-Shot Classification via Textual Similarity Comparison with Prompting using Sentence Encoder

Jimin Hong<sup>\* 1,2</sup> Jungsoo Park<sup>\* 1</sup> Daeyoung Kim<sup>\* 1,2</sup> Seongjae Choi<sup>1</sup> Bokyung Son<sup>1</sup> Jaewook Kang<sup>1</sup>  
<sup>1</sup>NAVER, <sup>2</sup>KAIST

{jspark.93, seongjae.choi, bo.son, jaewook.kang}@navercorp.com  
{jimmyh, daeyoung.k}@kaist.ac.kr

## Abstract

We introduce TeSS (Text Similarity Comparison using Sentence Encoder), a framework for zero-shot classification where the assigned label is determined by the embedding similarity between the input text and each candidate label prompt. We leverage representations from sentence encoders optimized to locate semantically similar samples closer to each other in embedding space during pretraining. The label prompt embeddings serve as prototypes of their corresponding class clusters. Furthermore, to compensate for the potentially poorly descriptive labels in their original format, we retrieve semantically similar sentences from external corpora and additionally use them with the original label prompt (TeSS-R). TeSS outperforms strong baselines on various closed-set and open-set classification datasets under zero-shot setting, with further gains when combined with label prompt diversification through retrieval. These results are robustly attained to verbalizer variations, an ancillary benefit of using a bi-encoder. Altogether, our method serves as a reliable baseline for zero-shot classification and a simple interface to assess the quality of sentence encoders<sup>1</sup>.

## 1 Introduction

Natural language prompts with large language models have shown remarkable results in zero-shot performance (Brown et al., 2020). Previous studies have explored the use of prompting by concatenating input text with a label prompt and feeding it to a generative language model to tackle natural language understanding tasks (Brown et al., 2020; Gao et al., 2021a). However, these approaches can be unstable exhibiting high variance across different verbalizers (text expressions for labels), often

<sup>\*</sup>These authors contributed equally.

<sup>1</sup>Our code will be publicly available.

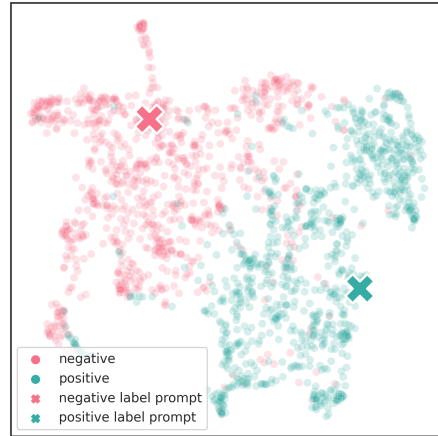


Figure 1: t-SNE (Van der Maaten and Hinton, 2008) visualization of encoded test samples and label prompts from CR (Hu and Liu, 2004) using a sentence encoder (Ni et al., 2022). Each circle represents each sample with a positive or negative class. The bold cross in each color refers to the encoded label prompt (e.g., “It was great.” and “It was terrible.”).

resulting in performance close to random in the worst cases (Perez et al., 2021; Lu et al., 2022).

In contrast to generative language models, sentence encoders provide widely applicable representations for various natural language processing tasks, including classification, semantic retrieval, and semantic similarity tasks (Reimers and Gurevych, 2019; Du et al., 2021; Gao et al., 2021b; Ni et al., 2022). Sentence encoders, also known as bi-encoders, separately encode two sentence pairs and compare their similarity afterward to calculate text similarity or retrieve documents. An approach based on sentence representations has recently shown competitive performance in few-shot learning, which even outperforms larger prompt-based language models (Tunstall et al., 2022). This is because the sentence encoders learn to distribute semantically similar samples closely in the embedding space, which aligns well with classification tasks in a limited supervision setup. However, the

approach requires training a logistic classifier incurring additional parameters to be tuned, being unsuitable for zero-shot inference.

We propose an alternative approach for solving classification tasks with prompting by comparing the similarity of texts using a sentence encoder. As shown in Figure 1, the sentence representations are distinctly separated in the embedding space according to the corresponding label, and label prompts act as prototypes for each class cluster. Motivated by this observation, our method transforms closed or open-set classification tasks into comparing the textual similarity between the sentences and the label texts, which aligns the scoring function of the downstream task with the contrastive learning pre-training phase. Additionally, our approach requires no additional parameter tuning, allowing us to fully exploit the fine-grained representation of sentence encoders for downstream tasks.

TeSS has several advantages over existing approaches that utilize prompting. The approach is robust to variations in the verbalizers since it encodes input texts and label prompts separately, allowing the encoder to focus more on the semantics of each sentence rather than syntactic variations. Furthermore, our approach can easily adopt a dense retrieval module (Karpukhin et al., 2020) using a sentence encoder for retrieving and utilizing external knowledge sources. Hence, we propose a variation of our method, which diversifies label prompts through retrieval and refines the similarity score using the retrieved sentences. The approach which augments label prompts using real-world text replenishes partial and ambiguous information in the label prompt.

Our experiments on seven closed-set classifications and nine open-set multiple-choice datasets show that TeSS achieves comparable or stronger performance compared to strong baselines in zero-shot evaluation. We attribute the strong performance of our method to its bi-encoder approach and sentence encoders. Furthermore, retrieval-augmented label prompts (TeSS-R) bring noticeable performance gains in closed-set classification tasks, implying another promising direction for exploring how to use external knowledge resources in classification. We extensively analyze that our method is robust to verbalizer variation and scales to different model sizes. Finally, we open-source our methods, which provide a strong baseline for zero-shot classification tasks and an interface to

evaluate sentence encoders.

## 2 Background

We explain the concept of sentence embedding and prompting that our method relies on.

### 2.1 Sentence Embedding

Sentence encoders provide sentence representations (Reimers and Gurevych, 2019). Formally, given a sentence  $\mathbf{x} \in \mathcal{X}$ , the encoder  $E$  encodes the sentence into a fixed size embedding vector  $\mathbf{h} \in \mathbb{R}^H$ ,

$$\mathbf{h} = E(\mathbf{x}) \quad (1)$$

where  $\mathcal{X}$  is the set of all natural language texts and  $H$  denotes the predefined embedding dimension. For training the sentence encoders, the contrastive objective function (Chen et al., 2020) is widely used with in-batch negatives (Chen et al., 2017; Henderson et al., 2017) of batch size  $N$ . The loss function pulls the positive pair representation closer to the input representation while pushing away the negatives in embedding space,

$$\ell = - \sum_{i=1}^N \log \frac{e^{\text{sim}(\mathbf{h}_i, \mathbf{h}^+)}}{\sum_{j=1}^N e^{\text{sim}(\mathbf{h}_i, \mathbf{h}_j)}} \quad (2)$$

where  $\text{sim}(\cdot)$  is the similarity function,  $\mathbf{h}^+$  denotes positive pair for  $\mathbf{h}_i$ , and  $\mathbf{h}_j$  refers to all the other instances in the batch except  $\mathbf{h}_i$ .

### 2.2 Prompting

We focus on text classification tasks for the explanation, which is the main scope of our study. Given a text input  $\mathbf{x} \in \mathcal{X}$ , and a set of labels  $\mathcal{Y} = \{y_1, \dots, y_m\}$ , predefined verbalizer<sup>2</sup> maps each label into a natural language expression (label prompt),  $v : \mathcal{Y} \rightarrow \mathcal{X}$ . Generally, language models compute distribution of labels  $y_i$  given the input  $\mathbf{x}$ ,  $P_{\text{LM}}(v(y_i) | \mathbf{x})$  (Brown et al., 2020). Other lines of works utilize channel modeling  $P_{\text{LM}}(\mathbf{x} | v(y_i))$  (Min et al., 2022a,b) or masked language modeling objective (Gao et al., 2021a), which all concatenate label prompts and input texts and feed it to the model for decoding.

## 3 Method

We introduce TeSS: **T**ext **S**imilarity with **S**entence Encoders. Figure 2 provides an overview of the

<sup>2</sup>We denote the term verbalizer as the transformation of the label index to the text, which includes templates and label names (words)

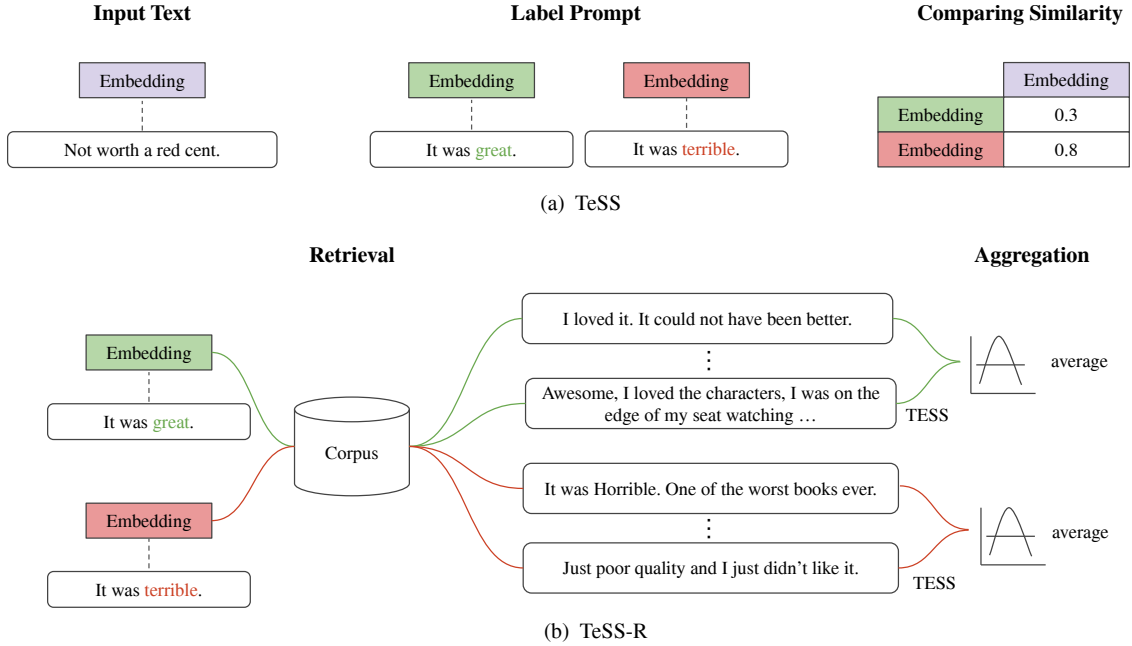


Figure 2: An illustration of (a) TeSS and (b) TeSS-R. TeSS measures and compares the similarity of sentence embeddings between the input text and label prompt. TeSS-R further exploits external corpus for retrieving sentences that are semantically similar to a given label prompt, where the final prediction score is obtained by adding the aggregated scores from the retrieved sentences and the similarity scores from TeSS.

approach. The key idea is to exploit sentence representations for the classification tasks by converting the problem of discrimination into comparing text similarity, which does not require additional parameters to be tuned from scratch like logistic classifier (Conneau and Kiela, 2018).

### 3.1 Text Similarity with Sentence Encoders

Our method (TeSS) relies on prompting and sentence encoders for solving the classification tasks. In particular, TeSS measures the textual similarity of test input text and each label prompt. Then it outputs the class label in which the label prompt has the highest similarity with the input text as a prediction. Formally, we use the following scoring function to make the inference,

$$\operatorname{argmax}_{y_i \in \mathcal{Y}} P_{\text{TS}}(y_i | \mathbf{x})$$

where  $P_{\text{TS}}(y_i | \mathbf{x}) \propto \operatorname{sim}(E(\mathbf{x}), E(v(y_i)))$  (3)

where we use the cosine-similarity function for measuring  $\operatorname{sim}(\cdot)$  between two embeddings. For instance, as in Figure 2 (a), if the task is sentiment classification with  $\mathcal{Y} = \{y_+, y_-\}$ , an example input text  $\mathbf{x}$  would be “Not worth a red cent.”, and label prompt would be “It was great.” ( $v(y_+)$ )

and “It was terrible.” ( $v(y_-)$ ). We measure the similarity between the embedding of the text input and each encoded label prompt, then output the label of which the prompt has the highest similarity (in this example, the output would be  $y_-$ ).

TeSS uses sentence vectors from sentence encoders trained with objective function as in Eq.2. Hence, using Eq.3 during inference would align the downstream task objective with the contrastive pre-training objective, which is beneficial in limited labeled data regime (Brown et al., 2020; Gao et al., 2021a). Moreover, the separate encoding of label prompt and test input improves robustness in label prompting variation, which we show in section 6.1.

### 3.2 Retrieval Augmented Label Prompts

Since label prompts are similarity anchors in our approach, they should reliably express the necessary class information. Unfortunately, this precondition often does not hold; for example, “Topic: World” in the AGNews dataset is an overly compressive, abstract, and ambiguous description, putting itself in an inadequate position to represent a large range of belonging texts. To this end, we propose a variation of our aforementioned method: TeSS-R.

Here, we retrieve sentences from external corpora that are semantically similar to the label

prompt under consideration. Texts collected from the wild are expectedly more descriptive and as a whole, add useful class-related information by serving as alternative formats or augmentations to the original label prompts. We then refine the final similarity score in Eq.3 with a sum of the retrieved sentences (see Figure 2 (b)). Formally, given an external corpus, we retrieve top-k sentences ( $\text{topk}(\cdot)$ ) that are semantically close to the given label prompt and aggregate score using the following objective,

$$P_{\text{ES}}(y_i|\mathbf{x}) \propto \frac{1}{K} \sum_{k=1}^K \text{sim}(E(\mathbf{x}), E(\text{topk}(v(y_i))^k)) \quad (4)$$

where  $\cdot^k$  means k-th example from top-k retrieved sentences and  $K$  refers to predefined k in top-k. We then predict based on the score, which sums up Eq.3 and Eq.4.

$$\operatorname{argmax}_{y_i \in \mathcal{Y}} P_{\text{TS}}(y_i|\mathbf{x}) + P_{\text{ES}}(y_i|\mathbf{x})$$

For the text classification, we additionally use candidate label words (e.g., “great”: “good”, “remarkable”) (Shi et al., 2022) for augmenting label prompts during retrieval. Instead of concatenating the possible label words into a single sentence, we generate the number of label prompts using candidate label words (e.g., “It was great.”, “It was good.”, “It was remarkable.”). We then use the augmented label prompts as queries for retrieval, calculate the similarity for each augmented label prompt, and then aggregate scores by averaging them like in Eq. 4. The approach evenly retrieves the number of sentences for each augmented label prompt, where the total number of retrieved sentences per class equals  $K$ .

We empirically show that using the candidate label words for label prompt augmentation brings noticeable performance gains in text classification (section 6.2). We also found that using the augmentation technique rather diminishes the performance when applied to TeSS instead of retrieval.

## 4 Experimental Settings

In this study, we focus on text classification tasks, mainly composed of two folds: Text Classification and Multiple choice.

### 4.1 Text Classification Datasets

**Sentiment Analysis** We use SST-2 (Socher et al., 2013), MR (Pang and Lee, 2004), CR (Hu and Liu, 2004), and Rotten Tomatoes (RT) (Socher et al., 2013).

**Topic Classification** We use AGNews (news domain) and Yahoo Answers (Yahoo; web domain) (Zhang et al., 2015).

We test on exactly the same test dataset following Shi et al. (2022); Min et al. (2022c), which uses a random subset of 3,000 testing examples when the original test set is larger. We report the scores averaged over four templates (Gao et al., 2021a; Min et al., 2022a), where the list of verbalizers used in the experiments is demonstrated in Table 4 from the Appendix.

### 4.2 Multiple choice Datasets

Given answer candidates at the instance level, the task requires choosing the most probable answer to a question.

**Continuation** These datasets ask a model to choose the probable next phrase given a premise. We experiment on Choice of Plausible Alternatives (COPA) (Roemmele et al., 2011), StoryCloze (SC) (Mostafazadeh et al., 2016), and HellaSwag (HS) (Zellers et al., 2019).

**Question Answering** We study multiple choice question answering tasks using RACE-M (R-M), RACE-H (R-H) (Lai et al., 2017), ARC-E, ARC-C (Clark et al., 2018), Open Book Question Answering (OBQA) (Mihaylov et al., 2018), and CommonsenseQA (CoQA) (Talmor et al., 2019). We report the result on the validation dataset on CoQA since the official test dataset is not publicly available. Throughout the experiment, we use a single template following Holtzman et al. (2021), where the details of templates and verbalizers used in each dataset are demonstrated in Table 5 from the Appendix.

### 4.3 Baseline Models

We compare our method with the decoder and the encoder models with various sizes and approaches.

**Decoder** For the decoder-based approaches, we test with the following baselines: The standalone decoder model solves text classification as language modeling (LM), where the model directly chooses a class word with the highest logit among a



finite set of candidate labels. PMI (Holtzman et al., 2021) further calibrates the decoder with a domain-conditioned premise. In addition, kNN-LM and kNN-prompt (Khandelwal et al., 2019; Shi et al., 2022) exploit external knowledge sources with an autoregressive decoder for solving zero-shot classification. For decoder, we use GPT-2-large (Radford et al., 2019) and GPT-3 175B (Brown et al., 2020).

**Encoder** For the encoder-based approaches, we implement Gao et al. (2021a) that transforms the classification task into a cloze test using prompting (LM-BFF). In addition, we also evaluate the approach which converts the classification task into natural language inference (NLI) format and uses entailment logit for the classification (Yin et al., 2019). To implement the approach, we finetune the model on NLI (SNLI + MNLI) datasets (Bowman et al., 2015; Williams et al., 2018).<sup>3</sup> During the experiment, we leverage roberta-large (Liu et al., 2019) as a pre-trained language model.

#### 4.4 Implementation Details

**Sentence Encoder** For the main experiments, We apply TeSS on two off-the-shelf sentence encoder models: *sup-simcse-roberta-large* (SimCSE) (Gao et al., 2021b) trained on NLI and *sentence-t5-large* (ST5) (Ni et al., 2022) trained on CommunityQA and NLI. Specifically, we use encoder-only mean version among ST5 variations. In addition, we use the larger models to see the effect of model sizes, such as *sentence-t5-xl* (ST5-XL) and *sentence-t5-xxl* (ST5-XXL).

**External Corpus** We collect and use the identical external corpus following Shi et al. (2022). Specifically, we leverage four sources of the corpus, including Wiki103, IMDB, subsets of CC-News, and Amazon review.

**Retriever Model** We use the same sentence encoder for building the embedding index during retrieval, where we use FAISS (Johnson et al., 2019) to retrieve top-k pseudo-label prompts efficiently. In text classification, we use 3 candidate label words and 5 retrieved sentences per query (K=15). We retrieve the top 30 examples from external corpora for the multiple-choice datasets. Note that during retrieval, the kNN approaches retrieve on a token level, whereas TeSS-R retrieves on a sequence level.

<sup>3</sup>We use the [script](#) provided by sentence-transformers.

## 5 Results

This section reports results from text classification (Section 5.1) and multiple choice tasks (Section 5.2). Further analysis is provided in Section 6.

### 5.1 Text Classification

Table 1 shows the performance of various approaches in text classification.

**Baselines** Overall, solving the text classification task as cloze tests (Gao et al., 2021a) using encoder outperforms the standalone decoder model and PMI. It is attributable that the encoder predicts label words using bi-directional information, unlike the decoder approaches. As for the decoder approaches, calibration methods such as PMI (Holtzman et al., 2021) is more effective than merely scaling up the models. Among the baselines, KNN-prompt outperforms all the others, implying that using external corpus and devising a method to efficiently retrieve relevant information is crucial in zero-shot inference.

**Baselines versus TeSS** Our method with ST5 outperforms all the baselines despite using the small parameter size, whereas our method with SimCSE shows comparable performance to the encoder approaches. This shows that our method serves as a strong baseline when coupled with a well-built sentence encoder. Also, it implies during the training sentence encoder, the training dataset (CommunityQA) and the model architecture (T5 encoder) are perhaps important factors for the downstream tasks. We also show that our method is more robust to verbalizer variations (Section 6.1).

**Retrieval Augmented Label Prompts** Retrieval augmented label prompts further bring noticeable gains in classification tasks, especially on the topic classification datasets. In specific, for the AGNews dataset, TeSS-R improves the accuracy from 67.6 to 72.0 for SimCSE and 70.4 to 76.9 for ST5. This implies that pseudo-label prompts supplement the partial information in the label prompts, which stands out in the topic classification tasks. See Table 7 and Table 8 for retrieval augmented prompts in Appendix.

**Scaling Law** The ST5-XXL (4.8B) performs best with or without retrieval augmented label prompts among the sentence encoders. As the

Method	# Params	SST-2	MR	CR	RT	Yahoo	AGNews	Avg
<b>Baselines (decoder)</b>								
LM(GPT-2) <sup>†</sup>	774M	55.3	54.6	66.2	53.0	49.7	67.4	57.7
+ PMI <sup>†</sup> (Holtzman et al., 2021)	774M	76.5	74.6	82.8	74.1	48.8	65.1	70.3
LM + kNN <sup>†</sup> (Khandelwal et al., 2019)	774M	55.4	56.4	67.2	54.5	49.5	67.0	58.3
LM + kNN-Prompt <sup>†</sup> (Shi et al., 2022)	774M	84.2	78.2	84.3	80.6	51.0	<b>78.8</b>	76.2
<hr/>								
LM(GPT-3) <sup>†</sup>	175B	63.6	57.4	53.8	57.0	53.1	75.4	60.1
+ PMI <sup>†</sup> (Holtzman et al., 2021)	175B	71.4	76.3	70.0	75.5	54.7	74.7	70.4
<b>Baselines (encoder)</b>								
LM-BFF (Gao et al., 2021a)	355M	83.2	80.8	79.6	<b>82.6</b>	44.9	68.3	73.2
Entailment (Yin et al., 2019)	355M	83.7	79.6	83.8	78.2	46.0	75.1	74.4
<b>Ours (sentence-encoder)</b>								
TeSS <sub>SimCSE</sub>	355M	80.8	76.5	87.5	75.7	53.4	67.6	73.6
+R	355M	82.3	78.0	87.1	76.6	56.0	72.0	75.3
TeSS <sub>ST5</sub>	335M	<b>87.7</b>	<b>81.7</b>	<b>87.3</b>	81.9	55.3	70.4	77.4
+R	335M	<u>87.6</u>	<u>81.4</u>	<u>87.2</u>	<u>82.1</u>	<b>57.7</b>	<u>76.9</u>	<b>78.8</b>
<hr/>								
TeSS <sub>ST5-XL</sub>	1.25B	89.0	82.9	86.2	83.3	53.5	71.4	77.7
+R	1.25B	88.6	82.8	86.1	83.3	56.2	75.1	78.7
TeSS <sub>ST5-XXL</sub>	4.8B	89.7	84.0	87.7	84.5	53.6	71.0	78.4
+R	4.8B	90.5	84.7	87.7	85.1	54.9	75.4	79.7

Table 1: Quantitative comparisons in the text classification datasets. The dashed line is illustrated to divide the models over 1B parameters. The **Boldface** and Underline indicate the best and the second best performances in each column except the models with over 1B parameters. Applying TeSS to sentence encoder outperforms the compared baselines in most cases. The symbol <sup>†</sup> indicates the performance reported by Min et al. (2022c).

model size increases, the performance generally improves, implying that the rule of scaling law holds in our methods. Moreover, exploiting retrieval-augmented label prompts further brings gains over already strong performance regardless of model size.

## 5.2 Multiple Choice

Table 2 demonstrates the performance in multiple choice datasets.

**Baselines** The decoder approaches outperform encoder approaches contrary to the results from Section 5.1. Moreover, unlike the results from closed-set text classification, scaling up the decoder dramatically contributes to the improvements in open-set classification tasks. This shows large language models are outstanding at memorizing specific knowledge in their massive parameters.

**Baselines versus TeSS** TeSS achieves the best performance among the baselines under the same or equivalent parameter size. Specifically, TeSS<sub>SimCSE</sub>, and TeSS<sub>ST5</sub> outperform GPT-2, by absolute 3.9% in 9.0% in the average accuracy. respectively in the average score. This implies that the sentence encoder is also effective in multiple choice tasks where the label choices are given at an instance level. A notable result is that TeSS<sub>ST5-XXL</sub> shows competitive performances with the stan-

dalone GPT-3, despite having 36.5x fewer parameters. It indicates that training sentence encoders on textual similarity task is an effective way of learning and transferring language knowledge.

**Retrieval Augmented Label Prompts** Exploiting retrieval-augmented label prompts does not improve the performance in multiple choice tasks compared to the results in Section 5.1. It is mainly attributable that the candidate labels in the multiple choice datasets are specific enough that the task does not require more information about the labels.

## 6 Analysis

### 6.1 Verbalizer Sensitivity Test

Existing works based on prompting are brittle to verbalizer variation, where the worst-case performance often leads to random (Lu et al., 2022). We measure robustness to prompting variation by comparing our method to the baselines (Gao et al., 2021a; Yin et al., 2019). We vary the label templates while fixing the label word for each task. For instance, given a sentiment analysis task such as SST-2, we make variations using the original label prompt ("It was great." to ["It's a great thing.", "That's great.", ...]). For a fair comparison, we use roberta-large for the methods including cloze-style encoder (Gao et al., 2021a), entailment (Yin et al., 2019), and our method using SimCSE (Gao et al.,

Method	# Params	COPA	SC	HS	R-M	R-H	ARC-E	ARC-C	OBQA	CoQA	Avg
<b>Baselines (decoder)</b>											
LM (GPT-2)	774M	70.8	63.7	35.0	<u>41.4</u>	32.6	52.6	23.4	21.6	33.3	41.6
+ PMI (Holtzman et al., 2021)	774M	70.8	72.3	35.1	<b>44.8</b>	<b>38.7</b>	50.7	<b>32.4</b>	41.4	44.5	47.9
LM (GPT-3) <sup>†</sup>	175B	85.2	79.3	57.6	<u>55.7</u>	42.4	73.5	40.2	33.2	61.0	58.7
+ PMI <sup>†</sup> (Holtzman et al., 2021)	175B	89.7	84.0	53.5	55.7	43.7	63.3	45.5	58.0	66.7	62.2
<b>Baselines (encoder)</b>											
Entailment (Yin et al., 2019)	355M	73.2	75.1	31.2	39.1	29.9	45.9	31.1	42.8	35.1	44.8
<b>Ours (sentence-encoder)</b>											
TeSS <sub>SimCSE</sub>	355M	73.8	70.1	33.6	37.3	34.7	48.2	26.2	38.6	47.2	45.5
+R	355M	74.8	70.6	33.6	38.0	34.7	47.6	25.9	38.8	46.8	45.7
TeSS <sub>ST5</sub>	335M	<u>77.2</u>	<u>76.9</u>	<b>37.6</b>	40.0	<u>38.5</u>	<b>56.7</b>	29.6	<u>44.2</u>	<u>55.1</u>	<b>50.6</b>
+R	335M	<b>77.4</b>	<b>77.6</b>	<u>37.5</u>	37.9	37.5	<u>56.4</u>	<u>30.2</u>	<b>44.8</b>	<b>55.9</b>	<b>50.6</b>
TeSS <sub>ST5-XL</sub>	1.25B	80.8	79.7	41.3	41.7	40.7	64.6	35.3	46.4	60.4	54.5
+R	1.25B	81.4	81.1	41.6	41.1	39.9	64.2	38.0	48.4	59.5	55.0
TeSS <sub>ST5-XXL</sub>	4.8B	82.8	81.1	43.0	46.6	41.5	69.8	44.6	51.8	64.5	58.4
+R	4.8B	82.6	82.2	43.0	44.8	40.7	69.8	44.5	52.8	63.8	58.2

Table 2: Quantitative comparisons of TeSS with baseline models in the multiple choice datasets. We reproduce LM(GPT-2) and LM(GPT-2) + PMI with the code provided by Holtzman et al. (2021). The symbol † indicates the performance reported by Holtzman et al. (2021).

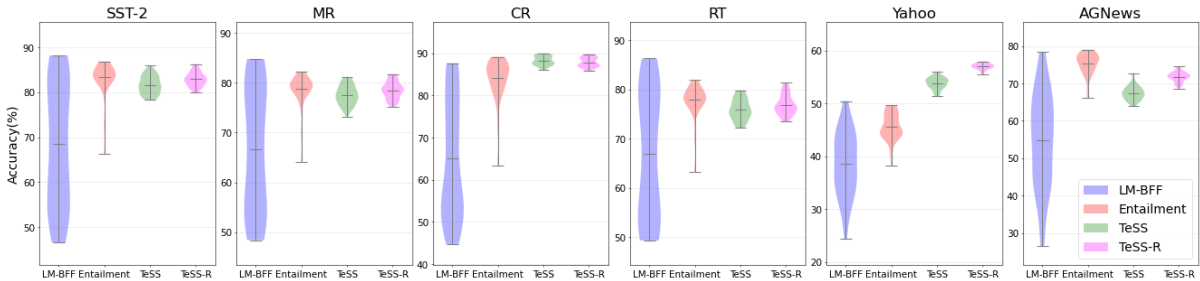


Figure 3: Results on verbalizer variation test (6.1) in text classification task. Section 6.1. The violin plot’s mediate line indicates the method’s average score. We observe that our approaches are less sensitive to template variation than Gao et al. (2021a); Yin et al. (2019).

2021b).

**Template Generation** We exploit the templates from existing studies Min et al. (2022a) and NLP augmentation library (Ma, 2019) to generate various verbalizers. First, we randomly generate various paraphrases per template using back-translation (Sennrich et al., 2016) and contextual word embedding-based augmentation methods (Kobayashi, 2018). We then manually filter out template candidates that contain the distorted meaning, such as the ones with negation words added (e.g., *no*, *not*, or *never*). The details of augmented templates used in the analysis are described in Table 6 of the Appendix.

**Results** Figure 3 shows the accuracy distribution tested on label template variations. First of all, as reported in previous studies (Jiang et al., 2021), cloze-style prediction (Gao et al., 2021a), depending on decoding probability distribution, is overly sensitive to subtle contextual modifications. The performance of the Entailment (Yin et al., 2019) ap-

proach fluctuates less but still sporadically exhibits a large performance drop on some of the modified templates. On the other hand, TeSS shows robust performance distribution under prompt variations across diverse tasks. This may be due to the fact that our method encodes an input text and a label prompt separately, which makes the sentence encoder focus on the semantics of each sentence rather than the syntactic variations. Among the methods, TeSS-R has the smallest deviations, again showing the benefits of adopting a variety of surface forms and additional external cues to make reliable predictions.

## 6.2 Retrieval Ablation Study

Our central intuition behind the TeSS-R is to exploit retrieved sentences semantically similar to given label prompts as pseudo-label prompts. This section further conducts an ablation study on retrieval strategy. We compare with other baselines, including TeSS (“no retrieval”), “retrieval with no augmentation”, and “retrieval with augmentation”,

Retrieval Strategy	Avg
<i>ST5</i>	
no retrieval	77.4
retrieval with no augmentation	78.4
retrieval with augmentation	78.8
<i>SimCSE</i>	
no retrieval	73.6
retrieval with no augmentation	74.6
retrieval with augmentation	75.3

Table 3: Retrieval ablation results.

where augmentation refers to using candidate label words during retrieval.

Table 3 illustrates the result of comparisons. The result indicates that using retrieval in any form brings gains over not using retrieval-augmented label prompts, implying the retrieval component is crucial. Among others, augmenting the label prompt with candidate words performs best, which additionally supplements the partial information in label prompts using candidate label words.

## 7 Related Work

**Prompting** Brown et al. (2020) reformulate downstream tasks as language modeling with prompting, where the approach performs remarkably in few or zero-shot setup and even shows competitive performance to supervised methods (Schick and Schütze, 2021a; Jiang et al., 2021). To further mitigate biases in using prompts for the few-shot inference, a line of works explore calibrating the predictions of language models (Holtzman et al., 2021; Zhao et al., 2021). Subsequent works validate that even small language models can make few or zero-shot inferences with prompting (Gao et al., 2021a; Schick and Schütze, 2021b; Le Scao and Rush, 2021; Logan IV et al., 2022). However, the performance of prompting methods varies greatly depending on which prompt is used (Perez et al., 2021; Lu et al., 2022). Unlike previous works, our method separately encodes label prompt and text input, thus being robust to variation of verbalizers.

**Zero-shot Classification** Prompting methods for zero-shot inference have been actively studied. These works use the likelihood of verbalizer given input text (Brown et al., 2020; Holtzman et al., 2021; Zhao et al., 2021), the conditional probability of the input text given verbalizer (Min et al., 2022a), and masked language model objective (Gao et al., 2021a) for solving NLU tasks. To

facilitate zero-shot inference, Shi et al. (2022) incorporates information from an external corpus using a fuzzy verbalizer to adjust the decoding logits. NPM (Min et al., 2022c), on the other hand, removes the softmax function and only utilizes an external corpus to retrieve the answer.

Another line of research formulates the classification as a natural language inference (NLI) task. Yin et al. (2019) solves the classification task by comparing the entailment logits where they concatenate the text input and label prompt as text pairs like in NLI. Gera et al. (2022) further improves the framework by finetuning the model using self-training on unlabeled train data. SimPTC (Fei et al., 2022), concurrent to our work, propose solving classification using sentence encoder and clustering method. Their method is similar to our approach without a retrieval component but differs from our work in that (1) it requires a chunk of unlabeled test dataset for clustering, (2) it does not use a retrieval component, (3) it cannot be expanded to other tasks such as multi-choice.

**Sentence Encoder** Sentence encoders project the sentences to embedding space which can be applied to various language understanding tasks. (Reimers and Gurevych, 2019; Du et al., 2021; Gao et al., 2021b; Ni et al., 2022). Generally, sentence encoders are trained by contrastive representation learning, where the encoder learns to distribute semantically similar samples nearby in embedding space. Hence, representations obtained by sentence encoders are well-suited features for classification in limited supervision setup (Tunstall et al., 2022) However, existing methods based on sentence encoders train an additional classification head to solve downstream tasks, hindering them from using fine-grained representation and being unsuitable for zero-shot inference. In contrast, our approach utilizes label prompts for the zero-shot classification which does not incur additional parameters and fully exploits fine-grained representations.

## 8 Conclusion

This paper introduces TeSS, a metric-based classification framework where the input under inference is compared to candidate class anchors in metric space. TeSS uses the label prompts as class anchors in an embedding space of a sentence encoder pre-trained with a contrastive learning objective. We verify that TeSS is a powerful zero-shot classifica-



tion strategy through an extensive evaluation on six closed-set text classification tasks and nine open-set multiple-choice tasks. A variation (TeSS-R) is also proposed, which makes use of similar sample retrieval from external knowledge sources in order to compensate for underspecified label names. Further performance boost by TeSS-R demonstrate that class anchor selection is important for zero-shot classification, and can be readily and stably achieved by label prompt augmentation.

## Acknowledgements

We thank Sewon Min, Sangwoo Lee, and the Naver Clova members for the discussion and feedback on the paper.

## References

- Samuel R. Bowman, Gabor Angeli, Christopher Potts, and Christopher D. Manning. 2015. A large annotated corpus for learning natural language inference. In *Proceedings of the Conference on Empirical Methods in Natural Language Processing (EMNLP)*.
- Tom Brown, Benjamin Mann, Nick Ryder, Melanie Subbiah, Jared D Kaplan, Prafulla Dhariwal, Arvind Neelakantan, Pranav Shyam, Girish Sastry, Amanda Askell, et al. 2020. Language models are few-shot learners. In *Proceedings of the Advances in Neural Information Processing Systems (NeurIPS)*.
- Ting Chen, Simon Kornblith, Mohammad Norouzi, and Geoffrey Hinton. 2020. A simple framework for contrastive learning of visual representations. In *Proceedings of the International Conference on Machine Learning (ICML)*.
- Ting Chen, Yizhou Sun, Yue Shi, and Liangjie Hong. 2017. On sampling strategies for neural network-based collaborative filtering. In *Proceedings of the ACM SIGKDD International Conference on Knowledge Discovery and Data Mining (KDD)*.
- Peter Clark, Isaac Cowhey, Oren Etzioni, Tushar Khot, Ashish Sabharwal, Carissa Schoenick, and Oyvind Tafjord. 2018. Think you have solved question answering? try arc, the ai2 reasoning challenge. *arXiv preprint arXiv:1803.05457*.
- Alexis Conneau and Douwe Kiela. 2018. Senteval: An evaluation toolkit for universal sentence representations. In *Proceedings of The International Conference on Language Resources and Evaluation (LREC)*.
- Jingfei Du, Édouard Grave, Beliz Gunel, Vishrav Chaudhary, Onur Celebi, Michael Auli, Veselin Stoyanov, and Alexis Conneau. 2021. Self-training improves pre-training for natural language understanding. In *Proceedings of The Annual Conference of the North American Chapter of the Association for Computational Linguistics (NAACL)*.
- Yu Fei, Ping Nie, Zhao Meng, Roger Wattenhofer, and Mrinmaya Sachan. 2022. Beyond prompting: Making pre-trained language models better zero-shot learners by clustering representations. In *Proceedings of the Conference on Empirical Methods in Natural Language Processing (EMNLP)*.
- Tianyu Gao, Adam Fisch, and Danqi Chen. 2021a. Making pre-trained language models better few-shot learners. In *Proceedings of the Annual Meeting of the Association for Computational Linguistics (ACL)*.
- Tianyu Gao, Xingcheng Yao, and Danqi Chen. 2021b. Simcse: Simple contrastive learning of sentence embeddings. In *Proceedings of the Conference on Empirical Methods in Natural Language Processing (EMNLP)*.
- Ariel Gera, Alon Halfon, Eyal Shnarch, Yotam Perlitz, Liat Ein-Dor, and Noam Slonim. 2022. Zero-shot text classification with self-training. In *Proceedings of the Conference on Empirical Methods in Natural Language Processing (EMNLP)*.
- Matthew Henderson, Rami Al-Rfou, Brian Strope, Yun-Hsuan Sung, László Lukács, Ruiqi Guo, Sanjiv Kumar, Balint Miklos, and Ray Kurzweil. 2017. Efficient natural language response suggestion for smart reply. *arXiv preprint arXiv:1705.00652*.
- Ari Holtzman, Peter West, Vered Shwartz, Yejin Choi, and Luke Zettlemoyer. 2021. Surface form competition: Why the highest probability answer isn't always right. In *Proceedings of the Conference on Empirical Methods in Natural Language Processing (EMNLP)*.
- Minqing Hu and Bing Liu. 2004. Mining and summarizing customer reviews. In *Proceedings of the ACM SIGKDD International Conference on Knowledge Discovery and Data Mining (KDD)*.
- Zhengbao Jiang, Jun Araki, Haibo Ding, and Graham Neubig. 2021. How can we know when language models know? on the calibration of language models for question answering. *Transactions of the Association for Computational Linguistics (TACL)*.
- Jeff Johnson, Matthijs Douze, and Hervé Jégou. 2019. Billion-scale similarity search with gpus. *IEEE Transactions on Big Data*.
- Vladimir Karpukhin, Barlas Oguz, Sewon Min, Patrick Lewis, Ledell Wu, Sergey Edunov, Danqi Chen, and Wen-tau Yih. 2020. Dense passage retrieval for open-domain question answering. In *Proceedings of the Conference on Empirical Methods in Natural Language Processing (EMNLP)*.

- Urvashi Khandelwal, Omer Levy, Dan Jurafsky, Luke Zettlemoyer, and Mike Lewis. 2019. Generalization through memorization: Nearest neighbor language models. *arXiv preprint arXiv:1911.00172*.
- Sosuke Kobayashi. 2018. Contextual augmentation: Data augmentation by words with paradigmatic relations. In *Proceedings of The Annual Conference of the North American Chapter of the Association for Computational Linguistics (NAACL)*.
- Guokun Lai, Qizhe Xie, Hanxiao Liu, Yiming Yang, and Eduard Hovy. 2017. RACE: Large-scale ReAding comprehension dataset from examinations. In *Proceedings of the Conference on Empirical Methods in Natural Language Processing (EMNLP)*.
- Teven Le Scao and Alexander Rush. 2021. How many data points is a prompt worth? In *Proceedings of The Annual Conference of the North American Chapter of the Association for Computational Linguistics (NAACL)*.
- Yinhan Liu, Myle Ott, Naman Goyal, Jingfei Du, Mandar Joshi, Danqi Chen, Omer Levy, Mike Lewis, Luke Zettlemoyer, and Veselin Stoyanov. 2019. Roberta: A robustly optimized bert pretraining approach. *arXiv preprint arXiv:1907.11692*.
- Robert Logan IV, Ivana Balazevic, Eric Wallace, Fabio Petroni, Sameer Singh, and Sebastian Riedel. 2022. Cutting down on prompts and parameters: Simple few-shot learning with language models. In *Findings of the Association for Computational Linguistics: ACL*.
- Yao Lu, Max Bartolo, Alastair Moore, Sebastian Riedel, and Pontus Stenetorp. 2022. Fantastically ordered prompts and where to find them: Overcoming few-shot prompt order sensitivity. In *Proceedings of the Annual Meeting of the Association for Computational Linguistics (ACL)*.
- Edward Ma. 2019. Nlp augmentation. <https://github.com/makcedward/nlpaug>.
- Todor Mihaylov, Peter Clark, Tushar Khot, and Ashish Sabharwal. 2018. Can a suit of armor conduct electricity? a new dataset for open book question answering. In *Proceedings of the Conference on Empirical Methods in Natural Language Processing (EMNLP)*.
- Sewon Min, Mike Lewis, Hannaneh Hajishirzi, and Luke Zettlemoyer. 2022a. Noisy channel language model prompting for few-shot text classification. In *Proceedings of the Annual Meeting of the Association for Computational Linguistics (ACL)*.
- Sewon Min, Mike Lewis, Luke Zettlemoyer, and Hannaneh Hajishirzi. 2022b. Metaicl: Learning to learn in context. In *Proceedings of The Annual Conference of the North American Chapter of the Association for Computational Linguistics (NAACL)*.
- Sewon Min, Weijia Shi, Mike Lewis, Xilun Chen, Wentau Yih, Hannaneh Hajishirzi, and Luke Zettlemoyer. 2022c. Nonparametric masked language modeling. *arXiv preprint arXiv:2212.01349*.
- Nasrin Mostafazadeh, Nathanael Chambers, Xiaodong He, Devi Parikh, Dhruv Batra, Lucy Vanderwende, Pushmeet Kohli, and James Allen. 2016. A corpus and evaluation framework for deeper understanding of commonsense stories. In *Proceedings of The Annual Conference of the North American Chapter of the Association for Computational Linguistics (NAACL)*.
- Jianmo Ni, Gustavo Hernandez Abrego, Noah Constant, Ji Ma, Keith Hall, Daniel Cer, and Yinfei Yang. 2022. Sentence-t5: Scalable sentence encoders from pre-trained text-to-text models. In *Findings of the Association for Computational Linguistics: ACL*.
- Bo Pang and Lillian Lee. 2004. A sentimental education: Sentiment analysis using subjectivity summarization based on minimum cuts. In *Proceedings of the Annual Meeting of the Association for Computational Linguistics (ACL)*.
- Ethan Perez, Douwe Kiela, and Kyunghyun Cho. 2021. True few-shot learning with language models. In *Proceedings of the Advances in Neural Information Processing Systems (NeurIPS)*.
- Alec Radford, Jeffrey Wu, Rewon Child, David Luan, Dario Amodei, and Ilya Sutskever. 2019. Language models are unsupervised multi-task learners. *Technical report*.
- Nils Reimers and Iryna Gurevych. 2019. Sentencebert: Sentence embeddings using siamese bert-networks. In *Proceedings of the Conference on Empirical Methods in Natural Language Processing (EMNLP)*.
- Melissa Roemmele, Cosmin Bejan, and Andrew Gordon. 2011. Choice of plausible alternatives: An evaluation of commonsense causal reasoning. In *Proceedings of the AAAI Conference on Artificial Intelligence (AAAI)*.
- Timo Schick and Hinrich Schütze. 2021a. Exploiting cloze-questions for few-shot text classification and natural language inference. In *Proceedings of the European Chapter of the Association for Computational Linguistics (EACL)*.
- Timo Schick and Hinrich Schütze. 2021b. It’s not just size that matters: Small language models are also few-shot learners. In *Proceedings of The Annual Conference of the North American Chapter of the Association for Computational Linguistics (NAACL)*.
- Rico Sennrich, Barry Haddow, and Alexandra Birch. 2016. Improving neural machine translation models with monolingual data. In *Proceedings of the Annual Meeting of the Association for Computational Linguistics (ACL)*.

- Weijia Shi, Julian Michael, Suchin Gururangan, and Luke Zettlemoyer. 2022. Nearest neighbor zero-shot inference. *arXiv preprint arXiv:2205.13792*.
- Richard Socher, Alex Perelygin, Jean Wu, Jason Chuang, Christopher D. Manning, Andrew Ng, and Christopher Potts. 2013. Recursive deep models for semantic compositionality over a sentiment treebank. In *Proceedings of the Conference on Empirical Methods in Natural Language Processing (EMNLP)*.
- Alon Talmor, Jonathan Herzig, Nicholas Lourie, and Jonathan Berant. 2019. Commonsenseqa: A question answering challenge targeting commonsense knowledge. In *Proceedings of The Annual Conference of the North American Chapter of the Association for Computational Linguistics (NAACL)*.
- Lewis Tunstall, Nils Reimers, Unso Eun Seo Jo, Luke Bates, Daniel Korat, Moshe Wasserblat, and Oren Pereg. 2022. Efficient few-shot learning without prompts. *arXiv preprint arXiv:2209.11055*.
- Laurens Van der Maaten and Geoffrey Hinton. 2008. Visualizing data using t-sne. *Journal of machine learning research*.
- Adina Williams, Nikita Nangia, and Samuel Bowman. 2018. A broad-coverage challenge corpus for sentence understanding through inference. In *Proceedings of The Annual Conference of the North American Chapter of the Association for Computational Linguistics (NAACL)*.
- Wenpeng Yin, Jamaal Hay, and Dan Roth. 2019. Benchmarking zero-shot text classification: Datasets, evaluation and entailment approach. In *Proceedings of the Conference on Empirical Methods in Natural Language Processing (EMNLP)*.
- Rowan Zellers, Ari Holtzman, Yonatan Bisk, Ali Farhadi, and Yejin Choi. 2019. Hellaswag: Can a machine really finish your sentence? In *Proceedings of the Annual Meeting of the Association for Computational Linguistics (ACL)*.
- Xiang Zhang, Junbo Zhao, and Yann LeCun. 2015. Character-level convolutional networks for text classification. In *Proceedings of the Advances in Neural Information Processing Systems (NeurIPS)*.
- Zihao Zhao, Eric Wallace, Shi Feng, Dan Klein, and Sameer Singh. 2021. Calibrate before use: Improving few-shot performance of language models. In *Proceedings of the International Conference on Machine Learning (ICML)*.

## **Appendix**

### **A Evaluation Protocol**

We report the accuracy for all datasets. To optimize hyperparameters, we exploit the validation dataset for each task. In case of CoQA, we sub-sample 3,000 instances from the training dataset, regarding them as in-house validation examples.



Dataset	Verbalizers
SST-2, MR, CR, RT	A MASK one.; It was MASK.; All in all MASK.; A MASK piece. (MASK = {great, terrible})
AGNews	Topic: MASK.; Subject: MASK.; This is about MASK.; It is about MASK. (MASK = {World, Sports, Business, Technology})
Yahoo	(Same as above) (MASK = {Company, Educational Institution, Artist, Athlete, Office Holder, Mean of Transportation, Building, Natural Place, Village, Animal, Plant, Album, Film, Written Work})

Table 4: The details of verbalizer setting in text classification task. We follow the verbalizers from Gao et al. (2021a); Min et al. (2022a)

Dataset	Premise $x$	Hypothesis $y$
COPA	The man broke his toe	because he got a hole in his sock.
SC	Jennifer has a big exam tomorrow. She got so stressed, she pulled an all-nighter. She went into class the next day, weary as can be. Her teacher stated that the test is postponed for next week.	The story continues: Jennifer felt bittersweet about it.
HS	A female chef in white uniform shows a stack of baking pans in a large kitchen presenting them. the pans	contain egg yolks and baking soda.
RACE	There is not enough oil in the world now. As time goes by, it becomes less and less, so what are we going to do when it runs out[...] question: According to the passage, which of the following statements is true?	answer: There is more petroleum than we can use now.
ARC	What carries oxygen throughout the body?	the answer is: red blood cells.
OBQA	Which of these would let the most heat travel through?	the answer is: a steel spoon in a cafeteria.
CoQA	Where can I stand on a river to see water falling without getting wet?	the answer is: bridge.

Table 5: The details of verbalizer setting in multiple choice datasets. The hypothesis candidates are directly given as label prompt in each task. The texts with blue color denote templates that we prepend following Holtzman et al. (2021)

<b>Dataset</b>	<b>Verbalizers</b>
SST-2, MR, CR, RT	<p>It was MASK.; A MASK piece.; A MASK one.;</p> <p>All in all MASK.; It was absolutely MASK, really.;</p> <p>It was really so MASK.; It was more than just MASK.;</p> <p>And that was absolutely MASK, too.; It was still pretty MASK.;</p> <p>It was all MASK.; It was literally MASK.; It's a MASK thing.;</p> <p>What a MASK performance.; It is an MASK piece at the best of times.;</p> <p>One MASK piece.; A MASK work.; A MASK play.;</p> <p>This is a MASK one.; It is utterly MASK.; A really MASK one.;</p> <p>That's MASK.; That's all MASK.; All told this is a truly MASK thing.;</p> <p>A MASK overall.; All together MASK.</p> <p>(MASK = {great, terrible})</p>
AGNews	<p>Topic: MASK.; Subject: MASK.; This is about MASK.;</p> <p>It is about MASK.; It's about the MASK.;</p> <p>It's about MASK.; It's all about the MASK.;</p> <p>It's just about the MASK.; It's the whole lot with the MASK.;</p> <p>Here, we are talking about the MASK.; This is the theme of the MASK.;</p> <p>It is related to the MASK.; It is about what it means for the MASK.;</p> <p>This involves the MASK.; Theme: MASK.;</p> <p>keyword: MASK.; On a related topic: the MASK.;</p> <p>It is for the MASK.; The subject: the MASK.;</p> <p>Main topic: MASK.; Content: MASK.;</p> <p>Theme is the MASK.; Issue: MASK.;</p> <p>Executive Summary: MASK.; Material: MASK.</p> <p>(MASK = World, Sports, Business, Technology)</p>
Yahoo	<p>(Same as above) (MASK = {Company, Educational Institution, Artist, Athlete, Office Holder, Mean of Transportation, Building, Natural Place, Village, Animal, Plant, Album, Film, Written Work})</p>

Table 6: We use all listed verbalizers in verbalizer variation test in Section 6.1. We evaluate on total 25 verbalizer with or without punctuation.

Original Label Prompt	Retrieval Augmented Label Prompts
It was great.	great, love it - great, love it - great, love it - great, love it really did love it and it was also great ; It was really good! I really liked it! As does my father and mother and brother and sister-in-law. It was epic. ; i loved it. it could not have been better. justin kirby ; it was awesome, maiden is at there best, is was totally awesomeness, nobody comes close to maiden, it's a totally fulfillment ; it was awesome!!!! of course it was awesome. its Harry Potter for lord's sake!!!!
It was good.	A <unk> . " A is good " , or " A was good " . ; great, love it - great, love it - great, love it - great, love it really did love it and it was also great ; It was ok. Wish I could give this a great review, sorry. But, it was still ok, if you're interested. ; It was alright having not seen it for many years i enjoyed watching it and am glad for the purchase ; It was really good! I really liked it! As does my father and mother and brother and sister-in-law. It was epic.
It was famous.	== In popular memory == ; == Famous people who witnessed it == ; == National and international fame == ; This is a real classic, with a number of actors and actresses that were to become very famous later on. ; This classic was very innovative for it's time and is a classic.The Princess created quite a stir at the time, and a cult following.
It was terrible.	terrible, terrible.It wasm't worth the money or the time to watch it. we turned it off in the middle of it ; It was horrible. One of the worst books ever. Thank youBelly Up ; This book was terrible and was horrific when it came to the description. ; It was awful. I went into it with great hopes expecting to enjoy it. I wanted to like it, I wanted to laugh. I spent more time rolling my eyes and checking the counter to see how much time was left till it was over. I was so disappointed. ; Just poor quality and I just didn't like it.Really couldn't pay attention because it was terrible, awful movie I wouldn't recommend.
It was horrible.	It was horrible. One of the worst books ever. Thank youBelly Up ; This book was terrible and was horrific when it came to the description. ; It was sick, depressing, annoying, and not to mention rotten! so that's what I have to say on the subject! ; I hated it and thought it was really bad. It was twisted and is really scary to litte children ; truth be told, this is a horrible story of what really happened - so very awful...it was impossible to read
It was awful.	It was horrible. One of the worst books ever. Thank youBelly Up ; It was awful. I went into it with great hopes expecting to enjoy it. I wanted to like it, I wanted to laugh. I spent more time rolling my eyes and checking the counter to see how much time was left till it was over. I was so disappointed. ; This book was terrible and was horrific when it came to the description. ; It was sick, depressing, annoying, and not to mention rotten! so that's what I have to say on the subject! ; The movie was truly a wretched experience. The six letters to describe it are S-U-C-K-E-D!

Table 7: Original label prompt in sentiment analysis task (SST-2, MR, CR, and RT) and retrieval augmented label prompt in Section 5.1.

Original Label Prompt	Retrieval Augmented Label Prompts
Topic: world.	==== Worldwide ===== ; ===== Informing the world ===== ; ===== On the Wisdom of this World ===== ; = State of the World ( song ) = ; ===== HELLO , WORLD =====
Topic: international.	==== International ===== ; ===== International affairs ===== ; ===== International services ===== ; ===== International relations ===== ; ===== International ( InLine ) =====
Topic: global.	==== Worldwide ===== ; ===== Global environmental impact ===== ; ===== From the global community ===== ; ===== Around the globe ===== ; ===== Terrestrial globes =====
Topic: sports.	==== Sports ===== ; ===== Athletic history ===== ; ===== Effects on sports ===== ; ===== World sport context ===== ; ===== Sport =====
Topic: entertainment.	==== Entertainment ===== ; ===== Entertainment and culture ===== ; Entertainment is a form of activity that holds the attention and interest of an audience , or gives pleasure and delight . It can be [...] and even for a global audience . ; ===== Sports and entertainment ===== ; ===== Media and entertainment =====
Topic: recreation.	==== Recreations ===== ; ===== Recreation ===== ; ===== Sports and recreation ===== ; ===== Sport and recreation ===== ; ===== Tourism and recreation =====
Topic: business.	==== Business ===== ; ===== On labor and business ===== ; ===== Lines of business ===== ; ===== DE 1 Business ===== ; ===== Operations and business =====
Topic: economics.	==== Economic lecture ===== ; ===== Economics ===== ; ===== Views on economics ===== ; ===== Economic ===== ; ===== Philosophy of economics =====
Topic: financial.	==== Finances ===== ; ===== Financial and loan ===== ; ===== Fiscal issues ===== ; ===== Financial performance ===== ; ===== Economy and finance =====
Topic: technology.	==== Influence on technology ===== ; ===== Views on the technology ===== ; ===== Technical aspects ===== ; ===== Effects of technology ===== ; ===== Technology and science =====
Topic: science.	Science – news on science @-@ related topics ( e.g. cool technology , space telescope observations , interesting medical research ) . ; ===== Interactions with the scientific community ===== ; ===== Scientific uses ===== ; ===== History of science ===== ; ===== Science and scientism =====
Topic: mathematics.	==== Attention towards mathematics ===== ; ===== Mathematics ===== ; ===== An Introduction to Mathematics ===== ; ===== Mathematics as an art ===== ; ===== Philosophy of mathematics =====

Table 8: Original label prompt for AGNews and retrieval augmented label prompt in Section 5.1.