

The Third International Verification of Neural Networks Competition (VNN-COMP 2022): Summary and Results

Mark Niklas Müller*¹, Christopher Brix*², Stanley Bak³, Changliu Liu⁴, and Taylor T. Johnson⁵

¹ ETH Zurich, Zurich, Switzerland
mark.mueller@inf.ethz.ch

² RWTH Aachen University, Aachen, Germany
brix@cs.rwth-aachen.de

³ Stony Brook University, Stony Brook, New York, USA
stanley.bak@stonybrook.edu

⁴ Carnegie Mellon University, Pittsburgh, Pennsylvania, USA
cliu6@andrew.cmu.edu

⁵ Vanderbilt University, Nashville, Tennessee, USA
taylor.johnson@vanderbilt.edu

Abstract

This report summarizes the 3rd International Verification of Neural Networks Competition (VNN-COMP 2022), held as a part of the 5th Workshop on Formal Methods for ML-Enabled Autonomous Systems (FoMLAS), which was collocated with the 34th International Conference on Computer-Aided Verification (CAV). VNN-COMP is held annually to facilitate the fair and objective comparison of state-of-the-art neural network verification tools, encourage the standardization of tool interfaces, and bring together the neural network verification community. To this end, standardized formats for networks (ONNX) and specification (VNN-LIB) were defined, tools were evaluated on equal-cost hardware (using an automatic evaluation pipeline based on AWS instances), and tool parameters were chosen by the participants before the final test sets were made public. In the 2022 iteration, 11 teams participated on a diverse set of 12 scored benchmarks. This report summarizes the rules, benchmarks, participating tools, results, and lessons learned from this iteration of this competition.

1 Introduction

Deep Learning based systems are increasingly being deployed in a wide range of domains, including recommendation systems, computer vision, and autonomous driving. While the nominal performance of these methods has increased significantly over the last years, often even surpassing human performance, they largely lack formal guarantees on their behavior. However, in safety-critical applications, including autonomous systems, robotics, cybersecurity, and cyber-physical systems, such guarantees are essential for certification and confident deployment.

While the literature on the verification of traditionally designed systems is wide and successful, neural network verification remains an open problem, despite significant efforts over the last years. In 2020, the International Verification of Neural Networks Competition (VNN-COMP) was established to facilitate comparison between existing approaches, bring researchers working on this problem together, and help shape future directions of the field. In 2022, the 3rd and most recent iteration of the annual VNN-COMP¹ was held as a part of the 5th Workshop on

*Equal contribution

¹<https://sites.google.com/view/vnn2022/home>

Formal Methods for ML-Enabled Autonomous Systems (FoMLAS) that was collocated with the 34th International Conference on Computer-Aided Verification (CAV).

This third iteration of the VNN-COMP continues last year’s trend of increasing standardization and automatization, aiming to enable a fair comparison between the participating tool and simplify the evaluation of a large number of tools on a variety of (real-world) problems. The VNN-COMP 2022 standardizes 1) neural network and specification formats, ONNX for neural networks and VNN-LIB for specifications, 2) evaluation hardware, providing participants the choice of a range of cost-equivalent AWS instances with different trade-offs between CPU and GPU performance, and 3) evaluation pipelines, enforcing a uniform interface for the installation and evaluation of tools.

The competition was kicked off with the solicitation for participation in February 2022. By March, several teams had registered, allowing the rule discussion to be finalized in April 2022 (see an overview in Section 2). From April to June 2022, benchmarks were proposed and discussed. Meanwhile, the organizing team decided to continue using AWS as the evaluation platform and started to implement an automated submission and testing system for both benchmarks and tools. By mid-July 2022, eleven teams submitted their tools and the organizers evaluated all entrants to obtain the final results, discussed in Section 5 and presented at FoMLAS on July 31st, 2022. Discussions were structured into three issues on the official GitHub repository²: rules discussion, benchmarks discussion, and tool submission. All submitted benchmarks³ and final results⁴ were aggregated in separate GitHub repositories.

The remainder of this report is organized as follows: Section 2 discusses the competition rules, Section 3 lists all participating tools, Section 4 lists all benchmarks, Section 5 summarizes the results, and Section 6 concludes the report, discussing potential future improvements.

²<https://github.com/stanleybak/vnncomp2022/issues>

³https://github.com/ChristopherBrix/vnncomp2022_benchmarks

⁴https://github.com/ChristopherBrix/vnncomp2022_results

2 Rules

Terminology An *instance* is defined by a property specification (pre- and post-condition), a network, and a timeout). For example, one instance might consist of an MNIST classifier with one input image, a given local robustness threshold ϵ , and a specific timeout. A *benchmark* is defined as a set of related instances. For example, one benchmark might consist of a specific MNIST classifier with 100 input images, potentially different robustness thresholds ϵ , and one timeout per input.

Run-time caps Run-times are capped on a per-instance basis, i.e., any verification instance will timeout (and be terminated) after at most X seconds, determined by the benchmark proposer. These can be different for each instance. The total per-benchmark runtime (sum of all per-instance timeouts) may not exceed 6 hours per benchmark. For example, a benchmark proposal could have six instances with a one-hour timeout, or 100 instances with a 3.6-minute timeout, each. To enable a fair comparison, we measure the startup overhead for each tool by running it on a range of tiny networks and subtract the minimal overhead from the total runtime.

Hardware To allow for comparability of results, all tools were evaluated on equal-cost hardware using Amazon Web Services (AWS). Each team could decide between a range of AWS instance types (see Table 1) providing a CPU, GPU, or mixed focus. Except for the much weaker t2.large instance, all instances were priced at around three dollars per hour.

Table 1: Available AWS instances.

	vCPUs	RAM [GB]	GPU
r5.12xlarge	48	384	✗
p3.2xlarge	8	61	V100 GPU with 16 GB memory
m5.16xlarge	64	256	✗
g5.8xlarge	32	128	A10G GPU with 24 GB memory
t2.large	2	8	✗

Scoring The final score is aggregate as the sum of all benchmark scores. Each benchmark score is the number of points (sum of instance scores discussed below) achieved by a given tool, normalized by the maximum number of points achieved by any tool on that benchmark. Thus, the tool with the highest sum of instance scores for a benchmark will get a benchmark score of 100, ensuring that all benchmarks are weighted equally, regardless of the number of constituting instances.

Instance score Each instance is scored is as follows:

- Correct hold (property proven): 10 points;
- Correct violated (counterexample found): 10 points;
- Incorrect result: -100 points.

However, the ground truth for any given instance is generally not known a priori. In the case of disagreement between tools, we, therefore, place the burden of proof on the tool claiming that a specification is violated, i.e. that a counter-example can be found, and deem it correct exactly if it produces a valid counter-example.

Time bonus Time bonuses are computed as follows.

- The fastest tool for each solved instance will receive +2 points.
- The second fastest tool will receive +1 point.

All runtimes below 1.0 seconds after overhead correction (explained below) are considered to be 1.0 seconds exactly for scoring purposes. If two tools have runtimes within 0.2 seconds (after all corrections), for scoring purposes we will consider them the same runtime. Thus, multiple tools can receive the bonus for the fastest runtime.

Overhead Correction According to the rules discussion, we decided to subtract tool overhead time from the measured runtimes. For example, simply importing TensorFlow from Python and acquiring a GPU can sometimes take about 5 seconds. For particularly easy benchmarks where verification times can be significantly below one second, this would dominate the runtime. However, in a real-world application, typically, a large number of instances are analyzed without terminating the tool in between, leading to this overhead only being incurred once. Thus, we believe these corrected times to be more representative of real-world runtime behavior.

To measure the tool-specific overhead, we created trivial network instances and included those in the measurements. We then observed the minimum verification time over all instances and considered that to be the overhead time for the tool.

Format This year we standardized neural networks to be in `onnx` format, specifications in `vnnlib` format, and counter-examples in a new format similar to the `vnnlib` format. Further, tool authors were required to provide scripts fully automating the installation process of their tool, including the acquisition of any licenses that might be needed. Similar to the previous year, a preparation and execution script had to be provided for running their tool on a specific instance consisting of a network file, specification file, and timeout. The specifications are interpreted as definitions of counter-examples, meaning that a property is proven “correct” if the specification is shown to be unsatisfiable, conversely, the property is shown to be violated if a counterexample fulfilling the specification is found. Specifications consisted of disjunctions over conjunctions in both pre- and post-conditions, allowing a wide range of properties from adversarial robustness over multiple hyper-boxes to safety constraints to be encoded. For example, robustness with respect to inputs in a hyper-box had to be encoded as disjunctive property, where any of the other classes is predicted.

3 Participants

We list the tools and teams that participated in the VNN-COMP 2022 in Table 2 and reproduce their own descriptions of their tools below.

Table 2: Summary of the key features of participating tools. The hardware column describes the used AWS instance with `p3` and `g5` making GPUs available, see Table 1 for more details. Licenses refer to the external licenses required to use the corresponding tool, not the licensing of the tool itself.

Tool	References	Organizations	Place	Hardware	Licenses
α, β-CROWN	[56, 57, 50, 59]	CMU, Drexel, UCLA, UIUC, Columbia	1	<code>g5</code>	GUROBI, IBM CPLEX
AveriNN	[35]	Kansas State University	11	<code>t2</code>	-
CGDTest	-	University of Waterloo	5	<code>m5</code>	-
Debona	[4]	RWTH Aachen University	8	<code>m5</code>	GUROBI
FastBATLLNN	[12]	University of California	9	<code>t2</code>	-
Marabou	[23]	Hebrew University of Jerusalem, Stanford University, NRI Secure	7	<code>m5</code>	GUROBI
MN-BaB	[13, 40, 33, 41]	ETH Zurich	2	<code>p3</code>	GUROBI
nenum	[2]	Stony Brook University	4	<code>m5</code>	-
PeregrinNN	[25]	University of California	6	<code>m5</code>	GUROBI
VeraPak	[43]	Utah State University	10	<code>t2</code>	-
VeriNet	[18, 19, 17]	Imperial College London	3	<code>g5</code>	Xpress

3.1 α, β -CROWN

Team α, β -CROWN is developed by a multi-institutional team from CMU, UCLA, Drexel University, UIUC, and Columbia University:

- Developers: Huan Zhang (CMU), Kaidi Xu (Drexel), Zhouxing Shi (UCLA), Jinqi Chen (CMU), Linyi Li (UIUC), Shiqi Wang (Columbia), Zhuolin Yang (UIUC), Yihan Wang (UCLA)
- Advisors: Zico Kolter (CMU), Cho-Jui Hsieh (UCLA), Bo Li (UIUC), Suman Jana (Columbia)

Description α, β -CROWN (`alpha-beta-CROWN`) is an efficient neural network verifier based on the linear bound propagation framework, built on a series of works on bound-propagation-based neural network verifiers: CROWN [60, 56], α -CROWN [57], β -CROWN [50] and GCP-CROWN [59]. The original version of CROWN was also concurrently proposed as DeepPoly [41] (mathematically equivalent). Our latest work of linear bound propagation with general cutting planes (GCP-CROWN [59]) is currently the most general formulation of the linear bound propagation framework for neural network verification.

We use the generalized version of bound propagation algorithms in the `auto_LiRPA` library [56] which supports general neural network architectures (including convolutional layers, pooling layers, residual connections, recurrent neural networks, and Transformers) and a wide range of activation functions (e.g., ReLU, tanh, sigmoid, max pooling and average pooling),

and is efficiently implemented on GPUs with Pytorch and CUDA. We jointly optimize intermediate layer bounds and final layer bounds using gradient ascent (referred to as α -CROWN or optimized CROWN/LiRPA [57]). Most importantly, we use branch and bound [7] (BaB) and incorporate split constraints in BaB into the bound propagation procedure efficiently via the β -CROWN algorithm [50], and use cutting-plane method in GCP-CROWN [59] to further tighten the bound. For smaller networks, we also use a mixed integer programming (MIP) formulation [44] combined with tight intermediate layer bounds from α -CROWN (referred to as α -CROWN + MIP [59]). The combination of efficient, optimizable and GPU-accelerated bound propagation with BaB produces a powerful and scalable neural network verifier.

Link <https://github.com/Verified-Intelligence/alpha-beta-CROWN> (latest version)

Competition submission https://github.com/huanzhang12/alpha-beta-CROWN_vnncomp22 (only for reproducing competition results; please use the latest version for other purposes)

Hardware and licenses CPU and GPU with 32-bit or 64-bit floating point; Gurobi license required for the `mnistfc` benchmark; IBM CPLEX required for the `oval21` benchmark.

Participated benchmarks All benchmarks.

3.2 AVeriNN

Team Vishnu Bondalakunta (Kansas State University), Pavithra Prabhakar (Kansas State University)

Description The Abstraction Verification of Neural Networks Tool (AVeriNN) is written in Python 3 and performs reachability analysis of abstract systems called Interval Neural Networks [35]. Potentially large-scale neural networks are converted to smaller Interval Neural Networks by clustering similar neurons together. The degree of reduction of the neural network is user-controlled via the 'delta' parameter. AVeriNN uses geometric representations that allow for a layer-by-layer computation of the reachable set of Interval Neural Networks, similar to NNV [47]. However, the difference is that instead of using star sets, an extended version of star sets named Interval star sets are used. Furthermore, the obtained reach set is always an over-approximation of the exact reachable set of the original neural network.

The current implementation is a baseline proof-of-concept devoid of optimizations present in other star set based tools such as NNV and nenum.

Link <https://github.com/vishnuteja97/AVeriNN.git>

Commit 38cb39df826b76bb0c396faf0e13a24c02e4afad

Hardware and licences CPU, No licenses required

Participated benchmarks `r1_benchmarks`

3.3 CGDTest

Team Vineel Nagisetty (Borealis AI), Guanting Pan (University of Waterloo), Piyush Jha (University of Waterloo), Christopher Srinivasa (Borealis AI), Vijay Ganesh (University of Waterloo)

Description CGDTest is a DNN testing algorithm, which takes a DNN model, constraints, and label as inputs; it aims to find an input such that the constraint needs to be satisfied by the model. CGDTest is best viewed as a gradient-descent optimization method: Firstly, CGDTest can parse user-specified constraints and convert them into a differentiable constraint loss function. When an input is constructed to satisfy all the constraints during iterations, the constraint loss function is 0 for this input. Secondly, starting from a random input, CGDTest

uses gradient descent to modify it to meet the stopping criteria. The stopping criteria are met when the constraint loss function results in 0.

Link <https://github.com/vin-nag/CGD.git>

Commit 57baf10076968f901fcab4751c530728c94e86a4

Hardware and licenses CPU and GPU; No licenses required

Participated benchmarks All benchmarks

3.4 Debona

Team Christopher Brix (RWTH Aachen University), Thomas Noll (RWTH Aachen University)

Description Debona [4] is a verification toolkit built upon the 2020 version of VeriNet [18]. In addition to the so-called Error-based Symbolic Interval Propagation (ESIP), which relies on parallel upper and lower bounds for each neuron, it also supports Reversed Symbolic Interval Propagation (RSIP) with independent lower and upper bounds [41, 60]. As RSIP is computationally more expensive, Debona first tries to verify the given property using ESIP, and falls back to RSIP only if this first attempt fails.

Link <https://github.com/ChristopherBrix/Debona>

Commit 675d5c450960a7c341ea1f42f9d11f918f9e1417

Hardware and licences CPU, Gurobi license

Participated benchmarks `mnist_fc`, `nn4sys`, `reach_prob_density`, `rl_benchmarks`, `tllverifybench`

3.5 FastBATLLNN

Team James Ferlez (Developer), Haitham Khedr (Tester), and Yasser Shoukry (Supervisor) (University of California, Irvine)

Description FastBATLLNN [12] is a fast verifier of box-like (hyper-rectangle) output properties for Two-Level Lattice (TLL) Neural Networks (NN). FastBATLLNN uses both the unique semantics of the TLL architecture and the decoupled nature of box-like output constraints to provide a fast, polynomial-time verification algorithm: that is, polynomial-time in the number of neurons in the TLL NN to be verified (for a fixed input dimension). FastBATLLNN fundamentally works by converting the TLL verification problem into a region enumeration problem for a hyperplane arrangement (the arrangement is jointly derived from the TLL NN and the verification property). However, as FastBATLLNN leverages the unique properties of TLL NNs and box-like output constraints, its use is necessarily limited to verification problems formulated in those terms. Hence, FastBATLLNN can only compete on the `tllverifybench` benchmark.

Link <https://github.com/jferlez/FastBATLLNN-VNNCOMP>

Commit 6100258b50a3fadf9792aec4ccf39ed14778e338

Hardware and licenses CPU; no licenses required

Participated benchmarks `tllverifybench`

3.6 Marabou

Team Haoze Wu (Stanford University), Aleksandar Zeljic (Stanford University), Teruhiro Tagomori (Stanford University/NRI Secure), Clark Barrett (Stanford University), Guy Katz (Hebrew University of Jerusalem)

Description Marabou [24] is a user-friendly Neural Network Verification toolkit that can answer queries about a network’s properties by encoding and solving these queries as constraint satisfaction problems. It has both Python/C++ APIs through which users can load neural networks and define arbitrary linear properties over the neural network. Marabou supports many different linear, piecewise-linear, and non-linear [54] operations and architectures (e.g., FFNNs, CNNs, residual connections, Graph Neural Networks [52]).

Under the hood, Marabou employs a uniform solving strategy for a given verification query. In particular, Marabou performs complete analysis that employs a specialized convex optimization procedure [55] and abstract interpretation [41, 52]. It also uses the Split-and-Conquer algorithm [53] for parallelization.

Link <https://github.com/NeuralNetworkVerification/Marabou>

Commit 48a6f68267ee9e96dae7751f902139eac868fff3

Hardware and Licenses CPU, no license required. Can also be accelerated with Gurobi (which requires a license)

Participated benchmarks cifar100_tinyimagenet_resnet, reach_prob_density, mnist_fc, oval21, rl_benchmarks

3.7 MN-BaB

Team Mark Niklas Müller (ETH Zurich), Robin Staab (ETH Zurich), Timon Gehr (ETH Zurich), Claudio Ferrari (ETH Zurich), Martin Vechev (ETH Zurich)

Description MN-BaB [13] is an open-source neural network verifier leveraging precise multi-neuron constraints [40, 33] combined with efficient GPU-enabled linear bound-propagation [41] in a branch and bound framework. MN-BaB is complete for piece-wise linear activation functions and can handle fully-connected, convolutional, and residual network architectures containing ReLU, Sigmoid, Tanh, and Maxpool non-linearities. It uses either 64- or 32-bit precision depending on the benchmark. Multi-neuron relaxations of non-linear activations [33] and potential MILP-based refinement of individual neuron-bounds[42] are computed on CPU, while the core bound propagation is fully run on GPU. Depending on the benchmark, MN-BaB can use different verification modes besides the standard linear bound propagation based BaB including input-domain splitting with forward bound propagation and full MILP encodings [45]. These modes were selected manually per benchmark/network type. MN-BaB is implemented using PyTorch [34], and uses Gurobi [14] for solving MILP instances.

Link <https://github.com/eth-sri/mn-bab>

Commit Please use the up-to-date main repository for anything but reproducing VNN-COMP results. https://github.com/mnmueller/mn_bab_vnn_2022 (c67bcd19e9e2cff13f8c2785c94034b89b47ee05)

Hardware and licences CPU and GPU, GUROBI License

Participated benchmarks All benchmarks.

3.8 nnenum

Team Stanley Bak (Stony Brook University)

Description The nnenum tool [2] uses multiple levels of abstraction to achieve high-performance verification of ReLU networks without sacrificing completeness [1]. Analysis combines three types of zonotopes with star set (triangle) overapproximations [47], and uses efficient

parallelized ReLU case splitting [3]. The ImageStar method [46] allows sets to be quickly propagated through all layers supported by the ONNX runtime, such as convolutional layers with arbitrary parameters. The tool is written in Python 3 and uses GLPK for LP solving. New this year we used code from DNNV [38] in order to convert maxpooling layers into multiple ReLU layers, which permitted analysis of more networks including VGGNET.

Link <https://github.com/stanleybak/nenum>

Commit c93a39cb568f58a26015bd151acafab34d2d4929

Hardware and licences CPU, No licenses required

Participated benchmarks AcasXu, cifar2020, mnist_fc, oval21.

3.9 PeregrinNN

Team Haitham Khedr, James Ferlez, and Yasser Shoukry (University of California, Irvine)

Description PeregrinNN[25] is a sound and complete Neural Network verification tool written in Python 3 focusing on ReLU activations. It uses search and optimization to verify the NN property. PeregrinNN uses symbolic interval analysis for bound approximation and a linear program to check for violations of the specification. The solution of the linear program is used as a heuristic to guide the neuron conditioning (fixing ReLUs) during abstraction refinement. Gurobi is used for LP solving and the framework this year adds support for ONNX networks and vnnlib specifications.

Link <https://github.com/haithamkhedr/PeregrinNN/tree/vnn2022>

Commit 4d315135dd34da5fc25b258fc4d40e1cf5a14ed9

Hardware and licences CPU, Gurobi Academic license

Participated benchmarks collins_rul_cnn, mnist_fc, nn4sys, oval21, reach_prob_density, rl_benchmarks, tllverifybench.

3.10 VERAPAK

Team Bennett DenBleyker¹, Joshua Smith², Viswanathan Swaminathan³, Zhen Zhang¹.

¹Utah State University, ²Campbell Scientific Inc., ³Adobe Systems Inc.

Description *Verification for Robust neural networks through Abstraction, Partitioning and Attack methods* (VERAPAK) is a neural network verification framework that, by combining various input region abstraction, verification, and partitioning strategies, can potentially serve any desired use-case [43]. In abstraction, VERAPAK finds representative points for a given region and tests them to ensure safety. In verification, VERAPAK checks the region as a whole for safety. If verification fails or its result is unknown, the region is partitioned into multiple subregions for further abstraction and verification. VERAPAK is built to handle a myriad of different use-cases, where verification strategies may range from checking every discrete point for safety or assuming safety after a certain threshold, to integrating another DNN verification tool entirely, or even focusing purely on generating counterexamples instead.

The version of VERAPAK used in VNNCOMP was the same that is typically used for model training: built to rapidly produce as many counterexamples as possible in a uniform distribution over the input region. These are then typically used for retraining to reinforce robustness against counterexamples. The only changes for the competition were to use discrete search for verification and halt after the first iteration where it finds a counterexample. Even so, it tends to find around 20 to 50 counterexamples before halting.

For the purposes of VNNCOMP, VERAPAK used per-benchmark tuning to set granularity. For the networks we deemed to be image-based classification networks, we set $\frac{1}{256}$ as our granularity. For all others, we used $\frac{1}{1000}x$, where x is the range of each dimension as a vector. Theoretically, any property that can be set via config file or command line flags may also be set per-benchmark. VERAPAK is also not floating point sound.

Link <https://github.com/formal-verification-research/VERAPAK>

Commit 9181ef5a40672c0d82e5405037c9d8911587ab0d

Hardware and licenses CPU, No licenses required

Participated benchmarks cifar.biasfield, mnist_fc, rl_benchmarks,

3.11 VeriNet

Team Patrick Henriksen, Alessio Lomuscio (Imperial College London).

Description VeriNet [18, 19, 17] is a complete Symbolic Interval Propagation (SIP) based verification toolkit for feed-forward neural networks. The underlying algorithm utilizes SIP to create a linear abstraction of the network, which, in turn, is used in an LP-encoding to analyze the verification problem. A branch and bound-based refinement phase is used to achieve completeness.

VeriNet implements various optimizations, including a gradient-based local search for counterexamples, optimal relaxations for Sigmoids, adaptive node splitting [18], succinct LP-encodings, and a novel splitting heuristic that takes into account indirect effects splits have on succeeding relaxations [19].

VeriNet supports a wide range of layers and activation functions, including Relu, Sigmoid, Tanh, fully connected, convolutional, max and average pooling, batch normalization, reshape, crop, and transpose operations, as well as additive residual connections.

Note that VeriNet subsumes the Deepsplit method presented in [19].

Hardware and licences CPU and GPU, Xpress Solver license required for large networks.

Link <https://github.com/vas-group-imperial/VeriNet>

(66b70f6fef311c721a772c78573bbfae1644bc5e).

Note: This is an old version of VeriNet; *the version used for the competition is not public.*

Participated benchmarks All benchmarks.

4 Benchmarks

In this section we provide an overview of all benchmarks, reproducing the benchmark proposers’ descriptions.

Table 3: Overview of all scored benchmarks.

Category	Benchmark	Application	Network Types	# Neurons	Effective Input Dim
Complex	Carvana UNet	Image Segmentation	Complex UNet	275k - 373k	4.3k
	NN4Sys	Dataset Indexing & Cardinality Prediction	Complex (ReLU + Sigmoid)	384 - 94k	1-4
CNN & ResNet	Cifar Bias Field	Image Classification	Conv. + ReLU	45k	16
	Collins RUL CNN	Condition Based Maintenance	Conv. + ReLU	5.5k - 28k	2 - 200
	Large ResNets	Image Classification	ResNet (Conv. + ReLU)	55k - 286k	3.1k - 12k
	Oval21	Image Classification	Conv. + ReLU	3.1k - 6.2k	3.1k
	SRI ResNet A/B	Image Classification	ResNet (Conv. + ReLU)	11k	3.1k
	VGGNet16	Image Classification	Conv. + ReLU + MaxPool	13.6M	1 - 95k
FC	MNIST FC	Image Classification	FC. + ReLU	512 - 1.5k	784
	Reach Prob Density	Probability density estimation	FC. + ReLU	64 - 192	3 - 14
	RL Benchmarks	Reinforcement Learning	FC. + ReLU	128 - 512	4 - 8
	TLL Verify Bench	Two-Level Lattice NN	Two-Level Lattice NN (FC. + ReLU)	252 - 16k	2

4.1 Carvana UNet

Proposed by Yonggang Luo (Chongqing Changan Automobile Co. Ltd.), Jinyan Ma (Chongqing Changan Automobile Co. Ltd.).

Motivations Currently, most Neural Network Verification benchmarks are focusing on image classification tasks. However, in many practical scenarios, e.g., autonomous driving, people may pay more attention to object detection or semantic segmentation [37] tasks. To bring some incentives for developing tools for more general purposes into the community, we proposed Carvana UNet for semantic segmentation tasks. We advocated that tools should handle more practical architectures and Carvana UNet is the first step towards this goal.

Networks The proposed Carvana UNet include two simplified UNet models. Model one is composed of four Conv2d layers which are followed by a BN and ReLU layer; for model two, we add one AveragePool layer and one TransposedConv Upsampling layer [48] to model one. The input size is [1, 4, 31, 47], where 1 is the batchsize, 4 is the number of channels, and 31 and 47 are the height and the width of samples respectively. The first three channels represent RGB values of images. The last channel represents the model-produced mask, which is used for calculating the number of correctly predicted pixels by the model. The model has one output, which is the number of correctly predicted pixels by the model, compared with the model-produced mask.

Specifications The Carvana dataset consists of 5088 images covering 318 cars, which means each car has 16 images. We choose one image for each car, 318 images in total, as a test set. And the remaining 4700 images are used for training. There are 52 images whose 98.8 percent pixels can be predicted correctly for model one, and 44 images whose 99 percent pixels can be predicted correctly for model two. We randomly select 16 images from these images for verification. For each image, we specify the property that the number of correctly predicted

pixels by the model is always greater than 1314 (90 percent of the total pixels) within ℓ_∞ norm input perturbation of $\epsilon = \frac{1}{255}$ or $\epsilon = \frac{3}{255}$. The per-example timeout is set to 300 seconds.

Link <https://github.com/pomodorumjy/vnn-comp-2022-Carvana-unet>

4.2 NN4Sys

Proposed by the α, β -CROWN team with collaborations with Cheng Tan and Haoyu He at Northeastern University.

Application The benchmark contains networks for database learned index and learned cardinality estimation, which maps input from various dimensions to a single scalar as output.

- *Background:* learned index and learned cardinality are all instances in neural networks for computer systems (NN4Sys), which are neural network based methods performing system operations. These classes of methods show great potential but have one drawback—the outputs of an NN4Sys model (a neural network) can be arbitrary, which may lead to unexpected issues in systems.
- *What to verify:* our benchmark provides multiple pairs of (1) trained NN4Sys model and (2) corresponding specifications. We design these pairs with different parameters such that they cover a variety of user needs and have varied difficulties for verifiers. We describe benchmark details in our NN4SysBench report [15]: <http://naizhengtan.github.io/doc/papers/characterizing22haoyu.pdf>.
- *Translating NN4Sys applications to a VNN benchmark:* the original NN4Sys applications have sophisticated features that are hard to express. We tailored the neural networks and their specifications to be suitable for VNN-COMP. For example, learned index [26] contains multiple NNs in a tree structure that together serve one purpose. However, this cascading structure is inconvenient/unsupported to verify because there is a “switch” operation—choosing one NN in the second stage based on the prediction of the first stage’s NN. To convert learned indexes to a standard form, we merge the NNs into one larger NN.
- *A note on broader impact:* using NNs for systems is a broad topic, but many existing works lack strict safety guarantees. We believe that NN Verification can help system developers gain confidence to apply NNs to critical systems. We hope our benchmark can be an early step toward this vision.

Networks This benchmark has six networks with different parameters: two for learned indexes and four for learned cardinality estimation. The learned index uses fully-connected feed-forward neural networks. The cardinality estimation has a relatively sophisticated internal structure; please see our NN4SysBench report (URL listed above) for details.

Specifications For learned indexes, the specification aims to check if the prediction error is bounded. The specification is a collection of pairs of input and output intervals such that any input in the input interval should be mapped to the corresponding output interval. For learned cardinality estimation, the specifications check the prediction error bounds (similar to the learned indexes) and monotonicity of the networks. By monotonicity specifications, we mean that for two inputs, the network should produce a larger output for the larger input, which is required by cardinality estimation.

Link: https://github.com/Cl1212/VNNComp22_NN4Sys

4.3 Cifar Bias Field

Proposed by The VeriNet team.

Motivation This benchmark considers verification of a Cifar 10 network against bias field perturbations. The bias field perturbations are encoded by creating augmented networks with only 16 input parameters; thus, the problem has a significantly lower input dimensionality than many other image-based benchmarks.

Networks For each image to be verified, a separate bias field transform network is created [17] which consists of the FC transform layer followed by the Cifar CNN. The Cifar CNN consists of 8 convolutional layers followed by ReLUs. Each bias field transform network has 363k parameters and 45k nodes.

Specifications The specification considers bias field perturbations of the input. The task is reduced to a standard ℓ_∞ specification by encoding bias field the bias field transformation into fully connected layers which are prepended to the network under consideration. The bias field perturbations used $\epsilon = 0.06$ (as described in [17]) and a timeout of 5 minutes.

4.4 Collins-RUL-CNN

Proposed by Collins Aerospace, Applied Research and Technology.

Motivation Machine Learning (ML) is a disruptive technology for the aviation industry. This particularly concerns safety-critical aircraft functions, where high-assurance design and verification methods have to be used in order to obtain approval from certification authorities for the new ML-based products. Assessment of correctness and robustness of trained models, such as neural networks, is a crucial step for demonstrating the absence of unintended functionalities. The key motivation for providing this benchmark is to strengthen the interaction between the VNN community and the aerospace industry by providing a realistic use case for neural networks in future avionics systems.

Application Remaining Useful Life (RUL) is a widely used metric in Prognostics and Health Management (PHM) that manifests the remaining lifetime of a component (e.g., mechanical bearing, hydraulic pump, aircraft engine). RUL is used for Condition-Based Maintenance (CBM) to support aircraft maintenance and flight preparation. It contributes to such tasks as augmented manual inspection of components and scheduling of maintenance cycles for components, such as repair or replacement, thus moving from preventive maintenance to *predictive* maintenance (do maintenance only when needed, based on component's current condition and estimated future condition). This could allow to eliminate or extend service operations and inspection periods, optimize component servicing (e.g., lubricant replacement), generate inspection and maintenance schedules, and obtain significant cost savings. Finally, RUL function can also be used in airborne (in-flight) applications to dynamically inform pilots on the health state of aircraft components during flight. Multivariate time series data is often used as RUL function input, for example, measurements from a set of sensors monitoring the component state, taken at several subsequent time steps (within a time window). Additional inputs may include information about the current flight phase, mission, and environment. Such highly multi-dimensional input space motivates the use of Deep Learning (DL) solutions with their capabilities of performing automatic feature extraction from raw data.

Networks The benchmark includes 3 convolutional neural networks (CNNs) of different complexity: different numbers of filters and different sizes of the input space. All networks contain only convolutional and fully connected layers with ReLU activations. All CNNs perform the re-

gression function. They have been trained on the same dataset (time series data for mechanical component degradation during flight).

Specifications We propose 3 properties for the NN-based RUL estimation function. First, two properties (robustness and monotonicity) are local, i.e., defined around a given point. We provide a script with an adjustable random seed that can generate these properties around input points randomly picked from a test dataset. For robustness properties, the input perturbation (delta) is varied between 5% and 40%, while the number of perturbed inputs varies between 2 and 16. For monotonicity properties, monotonic shifts between 5% and 20% from a given point are considered. Properties of the last type (“if-then”) require the output (RUL) to be in an expected value range given certain input ranges. Several if-then properties of different complexity are provided (depending on range widths).

Link <https://github.com/loonwerks/vnncomp2022>

4.5 Large ResNets

Proposed by the α, β -CROWN team.

Motivations With the rapid development of large ML models, it would be interesting to test the scalability of current verification methods. We aim to keep scaling up our model size upon last year’s residual networks [16] (ResNet) structure and introducing more challenging datasets: TinyImageNet and CIFAR-100 with higher input dimension and more classification labels than most existing benchmarks. The purpose of this benchmark is to evaluate verification tools’ scalability to large models.

Networks We provide one large ResNet model for TinyImageNet, and four ResNet models on CIFAR-100 with different model widths and depths. These models are trained with a combination of CROWN-IBP [58] and adversarial training [28]. The smallest model is 11-layer, and the largest model has 21 layers. The largest model has 286,820 neurons. The models include:

TinyImageNet (input dimension $64 \times 64 \times 3$, 200 classes)

- **TinyImageNet-ResNet-medium**: 8 residual blocks, 17 convolutional layers + 2 linear layers

CIFAR-100 models (input dimension $32 \times 32 \times 3$, 100 classes)

- **CIFAR100-ResNet-small**: 4 residual blocks, 9 convolutional layers + 2 linear layers
- **CIFAR100-ResNet-medium**: 8 residual blocks, 17 convolutional layers + 2 linear layers
- **CIFAR100-ResNet-large**: 8 residual blocks, 19 convolutional layers + 2 linear layers (almost identical to standard ResNet-18 architecture)
- **CIFAR100-ResNet-super**: 9 residual blocks, 19 convolutional layers + 2 linear layers

The networks are trained via “**mixed training**” by combining adversarial training loss and certified defense training (CROWN-IBP) loss with weights **0.05:0.95** for **CIFAR100-ResNet-small** and **CIFAR100-ResNet-medium**, and **0.01:0.99** for other models under ℓ_∞ perturbation norm of $\epsilon = \frac{1}{255}$. Empirically, we noticed that pure CROWN-IBP training results in low model accuracy and the models could be easily verified using IBP (not ideal for competition purposes), while pure adversarial training leads to unverifiable models. We found that a “**mixed training**” by combining adversarial training and certified defense training loss could lead to an excellent

balance between model clean accuracy and robustness, and is beneficial for obtaining higher verified accuracy. The model trained with mixed training cannot be directly verified by IBP, but their verified accuracy under a strong verifier such as α, β -CROWN is higher than purely using CROWN-IBP training.

To gauge the verification hardness of these models, we evaluated all our trained models using a 100-step projected gradient descent (PGD) attack with 20 random restarts, and a simple bound propagation based verification algorithm CROWN [60] (mathematically equivalent to the abstract interpretation used in DeepPoly [41]) under ℓ_∞ norm perturbations. To ensure the appropriate level of difficulty, we use $\epsilon = \frac{1}{255}$ for all our models. The results are listed in Table 4.

Model	# Parameters	# ReLUs	Clean acc.	$\epsilon = 1/255$	
				PGD Attack acc.	CROWN Verified acc.
CIFAR100-ResNet-small	5.4M	55 460	51.61%	37.92%	20.14%
CIFAR100-ResNet-medium	10.1M	55 460	54.57%	40.42%	29.08%
CIFAR100-ResNet-large	15.2M	286 820	53.24%	39.31%	29.89%
CIFAR100-ResNet-super	31.6M	68 836	53.95%	38.83%	27.53%
TinyImageNet-ResNet-medium	14.4M	172 296	35.04%	21.85%	13.51%

Table 4: Clean accuracy, PGD accuracy, and CROWN verified accuracy for ResNet models. Note that the verified accuracy is obtained via the vanilla version of CROWN/DeepPoly, which has been widely used as a *simple* baseline, not the α, β -CROWN tool used in the competition.

Specifications We randomly select 10 images from the CIFAR-100 test set with a verification timeout of 240 seconds for the CIFAR100-ResNet-small model, 16 images with a timeout of 300 seconds for the CIFAR100-ResNet-super model and 24 images with a timeout of 200 seconds for other CIFAR-100 models. For TinyImageNet, we select 24 images from TinyImageNet test set with a timeout of 200 seconds for the TinyImageNet-ResNet-medium model. The overall runtime is guaranteed to be less than 6 hours. These images are **classified correctly** and cannot be attacked by a 100-steps PGD attack with 20 random restarts. We also filtered out the samples which can be verified by vanilla CROWN (which is used during training) to make the benchmark more challenging. The filtering process is done offline on a machine with a GPU due to the large sizes of these models.

Link https://github.com/Lucas110550/CIFAR100_TinyImageNet_ResNet

4.6 Oval21

Proposed by The OVAL team.

Motivations The majority of adversarial robustness benchmarks consider image-independent perturbation radii, possibly resulting in some properties that are either easily verified by all verification methods, or too hard to be verified (for commonly employed timeouts) by any of them. In line with the OVAL verification dataset from VNN-COMP 2020 [49], whose versions have already been used in various recent works [6, 27, 10, 8, 9, 50, 57, 20, 21], the OVAL21 benchmark associates to each image-network pair a perturbation radius found via binary search to ensure that all properties are challenging to solve.

Networks The benchmark includes 3 ReLU-based convolutional networks which were robustly trained [51] against ℓ_∞ perturbations of radius $\epsilon = 2/255$ on CIFAR10. Two of the networks, named **base** and **wide**, are composed of 2 convolutional layers followed by 2 fully connected layers and have respectively 3172 and 6244 activations. The third model, named **deep**, has 2 additional convolutional layers and a total of 6756 activations.

Specifications The verification properties represent untargeted adversarial robustness (with respect to all possible misclassifications) to ℓ_∞ perturbations of varying ϵ , with a per-instance timeout of 720 seconds. The property generation procedure relies on commonly employed lower and upper bounds to the adversarial loss to exclude perturbation radii that yield trivial properties. 10 correctly classified images per network are randomly sampled from the entire CIFAR10 test set, and a distinct $\epsilon \in [0, 16/255]$ is associated to each. First, a binary search is run to find the largest ϵ value for which a popular iterative adversarial attack [11] fails to find an adversarial example. Then, a second binary search is run to find the smallest ϵ value for which bounds [57] from the element-wise convex hull of the activations (with fixed intermediate bounds from [51, 60]) fail to prove robustness. Both binary search procedures are run with a tolerance of $\epsilon_{\text{tol}} = 0.1$. Denoting ϵ_{lb} as the smallest output from the two routines, and ϵ_{ub} as the largest, the following perturbation radius is chosen: $\epsilon = \frac{1}{3}\epsilon_{lb} + \frac{2}{3}\epsilon_{ub}$.

Link <https://github.com/stanleybak/vnncomp2021/tree/main/benchmarks/oval21>

4.7 SRI ResNet A/B

Proposed by: The MN-BaB team

Motivation While in previous instantiations of the VNN-COMP many benchmarks considered different architectures, thus allowing to judge the effect of architecture changes on the (relative) performance of different verifiers, none allowed for a direct comparison of the effect of different training methods. To enable such a comparison, we propose two benchmarks considering the same network architecture, trained using adversarial training of different strengths.

Networks We consider two residual ReLU networks [16] with 3 ResBlocks, preceded by one convolutional layer and followed by two fully-connected layers, yielding a total of eight ReLU layers. Both networks were trained using adversarial training, with the "A" version of the benchmark using a weaker attack compared to the "B" version.

Specifications We repeat the following process until we have collected 72 instances. We sample a random image from the CIFAR-10 test set, rejecting it immediately if it gets misclassified. If it gets classified correctly, we conduct a bisection search to find the smallest perturbation magnitude leading to misclassification under adversarial attacks (with a maximum of $\epsilon = 0.005$). We then generate a specification describing correct classification under an ℓ_∞ -norm perturbation of at most 0.7 times the previously found epsilon and allow a per sample timeout of 5 minutes.

4.8 VGGNET16 2022

Proposed by Stanley Bak, Stony Brook University

Motivation This benchmark tries to scale up the size of networks being analyzed by using the well-studied VGGNET-16 architecture [39] that runs on ImageNet. Input-output properties are proposed on pixel-level perturbations that can lead to image misclassification.

Networks All properties are run on the same network, which includes 138 million parameters. The network features convolution layers, ReLU activation functions, as well as max pooling layers.

Specifications Properties analyzed ranged from single-pixel perturbations to perturbations on over 95k of the inputs. Full L-infinity perturbations were not used, as this caused an issue with the public specification file parser, which is a change we can address next year. A subset of the images was used to create the specifications, one from each category, which was randomly chosen to attack. Pixels to perturb were also randomly selected according to a random seed.

Link https://github.com/stanleybak/vggnet16_benchmark2022/

4.9 MNIST FC

Proposed by The VeriNet team.

Motivation This benchmark contains fully connected networks with ReLU activation functions and varying depths.

Networks The benchmark set consists of three fully-connected classification networks with 2, 4 and 6 layers and 256 ReLU nodes in each layer trained on the MNIST dataset. The networks were first presented in a benchmark in VNN-COMP 2020 [49].

Specifications We randomly sampled 15 correctly classified images from the MNIST test set. For each network and image, the specification was a correct classification under l_∞ perturbations of at most $\epsilon = 0.03$ and $\epsilon = 0.05$. The timeouts were 2 minutes per instance for the 2-layer network and 5 minutes for the remaining two networks.

4.10 Reach Prob Density

Proposed by Stanley Bak, Stony Brook University

Motivation This benchmark analyzes neural networks used to learn how probability densities change through differential equations [31]. Given a initial uniform distribution in a box, for example, flows will tend to accumulate at certain states and become more sparse in other parts of the space. The function computing these is learned using a neural network, which can then be used to efficiently query for probabilistic statements about the reachable states or to perform control [30].

Networks All networks consist of fully connected layers and ReLU activation functions, with 4.6k to 70k parameters and 128-512 neurons, with a low input dimension (4-8 inputs). The three systems analyzed from the original work were the Van der Pol model, the Robot model, and the GCAS model.

Specifications Properties were created based on random ranges over the input and probabilities in the specification. For example, for the robot system, a random radius was chosen uniformly between 0.0 and 0.3, along with a random log probability between 0.05 and 0.3, and then a state was searched for near the obstacle at the origin with that radius above the probability threshold. More specifics on the other systems are given in the link below.

Link https://github.com/stanleybak/reach_probability_benchmark2022/

4.11 RL Benchmarks

Proposed by Veena Krish, Stony Brook University

Motivation This benchmark deals with open-loop sensor-noise robustness of reinforcement learning systems. Discrete output systems are examined. Given a specific state of the system, can bounded sensor noise cause the output command to change? These networks were chosen from work looking at closed-loop robustness where the open-loop problem would need to be repeatedly solved.

Networks All networks consist of fully connected layers and ReLU activation functions. All networks are small, with between 129 and 512 neurons. Networks were created from the Dubin’s rejoin task from the SafeRL benchmark suite [36], as well as from the CartPole and LunarLander benchmarks from OpenAI gym [5], trained using the StableBaselines3 library.

Specifications Specifications can be relatively complex disjunctions since the property is that any other command could have been chosen. The benchmarks check if the output command changes within some bounded noise.

Link <https://github.com/Ethos-lab/min-err-trajs-vnncomp-benchmarks>

4.12 TLL Verify Bench

Proposed by James Ferlez (University of California, Irvine)

Motivation This benchmark consists of Two-Level Lattice (TLL) NNs, which have been shown to be amenable to fast verification algorithms (e.g. [12]). Thus, this benchmark was proposed as a means of comparing TLL-specific verification algorithms with general-purpose NN verification algorithms (i.e. algorithms that can verify arbitrary deep, fully-connected ReLU NNs).

Networks The networks in this benchmark are a subset of the ones used in [12, Experiment 3]. Each of these TLL NNs has $n = 2$ inputs and $m = 1$ output. The architecture of a TLL NN is further specified by two parameters: N , the number of local linear functions, and M , the number of selector sets. This benchmark contains TLLs of sizes $N = M = 8, 16, 24, 32, 40, 48, 56, 64$, with 30 randomly generated examples of each (the generation procedure is described in [12, Section 6.1.1]). At runtime, the specified verification timeout determines how many of these networks are included in the benchmark so as to achieve an overall 6-hour run time; this selection process is deterministic. Finally, a TLL NN has a natural representation using multiple computation paths [12, Figure 1], but many tools are only compatible with fully-connected networks. Hence, the ONNX models in this benchmark implement TLL NNs by “stacking” these computation paths to make a fully connected NN (leading to sparse weight matrices: i.e. with many zero weights and biases). The TLLnet class (<https://github.com/jferlez/TLLnet>) contains the code necessary to generate these implementations via the `exportONNX` method.

Specifications All specifications have as input constraints the hypercube $[-2, 2]^2$. Since all networks have only a single output, the output properties consist of a randomly generated real number and a randomly generated inequality direction. Random output samples from the network are used to roughly ensure that the real number property has an equal likelihood of being within the output range of the NN and being outside of it (either above or below all NN outputs on the input constraint set). The inequality direction is generated independently and with each direction having an equal probability. This scheme biases the benchmark towards verification problems for which counterexamples exist.

Link <https://github.com/jferlez/TLLVerifyBench>

Commit 199d2c26d0ec456e62906366b694a875a21ff7ef

4.13 ACAS Xu (unscored)

Networks The ACASXu benchmark consists of ten properties defined over 45 neural networks used to issue turn advisories to aircraft to avoid collisions. The neural networks have 300 neurons arranged in 6 layers, with ReLU activation functions. There are five inputs corresponding to the aircraft states, and five network outputs, where the minimum output is used as the turn advisory the system ultimately produces.

Specifications We use the original 10 properties [22], where properties 1-4 are checked on all 45 networks as was done in later work by the original authors [24]. Properties 5-10 are checked on a single network. The total number of benchmarks is therefore 186. The original verification times ranged from seconds to days—including some benchmark instances that did not finish. This year we used a timeout of around two minutes (116 seconds) for each property, in order to fit within a total maximum runtime of six hours.

4.14 Cifar2020 (unscored)

Motivation This benchmark combines two convolutional CIFAR10 networks from last year’s VNN-COMP 2020 with a new, larger network with the goal to evaluate the progress made by the whole field of Neural Network verification.

Networks The two ReLU networks `cifar_10_2_255` and `cifar_10_8_255` with two convolutional and two fully-connected layers were trained for ℓ_∞ perturbations of $\epsilon = \frac{2}{255}$ and $\frac{8}{255}$, respectively, using COLT [32] and the larger `ConvBig` with four convolutional and three fully-connected networks, was trained using adversarial training [29] and $\epsilon = \frac{2}{255}$.

Specifications We draw the first 100 images from the CIFAR10 test set and for every network reject incorrectly classified ones. For the remaining images, the specifications describe a correct classification under an ℓ_∞ -norm perturbation of at most $\frac{2}{255}$ and $\frac{8}{255}$ for `cifar_10_2_255` and `ConvBig` and `cifar_10_8_255`, respectively and allow a per sample timeout of 5 minutes.

5 Results

Each tool was run on each of the benchmarks and produced a `csv` result file, that was provided as feedback to the tool authors using the online execution platform. The final `csv` files for each tool as well as scoring scripts are available online: https://github.com/ChristopherBrix/vnncomp2022_results. The results were analyzed automatically to compute scores and create the statistics presented in this section.

For purposes of scoring, recall that the minimum time after subtracting overhead was 1.0 seconds, so all times less than 1.0 get set to 1.0. Then, the fastest tools are awarded bonus points as described in Section 2. Penalties usually occur when a tool produces an incorrect result, but in one case (with α, β -CROWN) a penalty was awarded because no counterexample was provided by the competition version of the code (remedied in a later version).

5.1 Overall Score

The winner of the VNN-COMP 2022 is α, β -CROWN, followed by MN-BAB and then Verinet. For a full ranking see Table 5. In Figure 1 we show the number of instances that were solved by the different verifiers within a certain runtime. For a more detailed summary of the results of the individual benchmarks see Appendix A.1 (scored) and Appendix A.2 (unscored). For even more detailed per instance results see Appendix A.3.

The most successful (top 3) tools all used GPU-based verifiers combining linear bound propagation with the branch-and-bound paradigm and participated in all benchmarks. Similar to the previous year, several tools produced mismatching results (see Table 11). However, thanks to the mandatory counterexample files, the ground truth could often be established allowing the identification of the incorrect verifiers. This highlighted in particular that CGDTest often incorrectly returned UNSAT, i.e., claimed a property holds when other tools were able to find counterexamples.

Table 5: Overall Score

#	Tool	Score
1	α, β -CROWN	1274.9
2	MN-BAB	1017.5
3	Verinet	892.4
4	Nnenum	534.0
5	Cgdtest	408.4
6	Peregrinn	399.0
7	Marabou	372.2
8	Debona	222.9
9	FastbatlInn	100.0
10	Verapak	98.2
11	Averinn	29.1

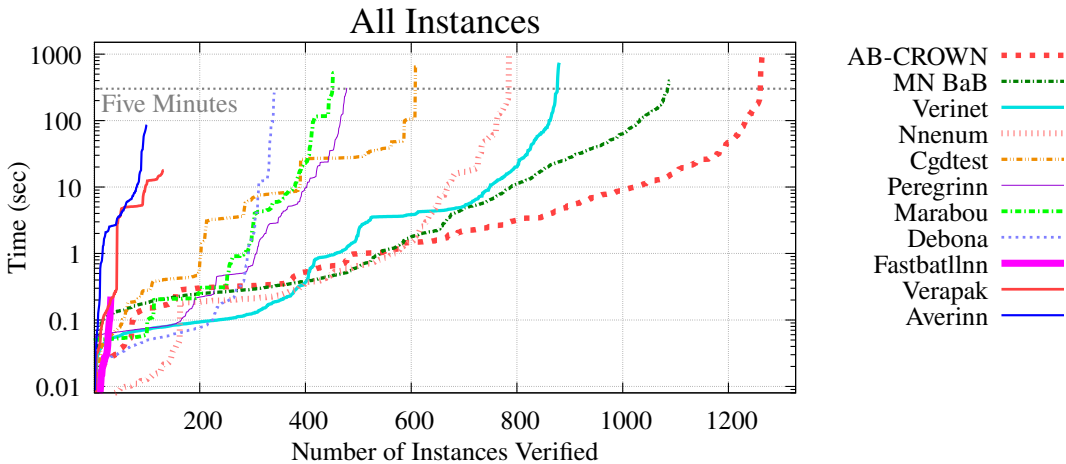


Figure 1: Cactus Plot for All Instances.

5.2 Other Stats

This section presents other statistics related to the measurements that are interesting but did not play a direct role in scoring this year.

Table 6: Overhead

#	Tool	Seconds
1	Marabou	0.2
2	Fastbatllnn	0.5
3	Nnenum	0.9
4	Cgdtest	1.3
5	Peregrinn	1.3
6	Debona	2.0
7	Averinn	3.1
8	Verinet	3.4
9	Verapak	4.6
10	α,β -CROWN	6.7
11	MN-BAB	8.2

Table 7: Num Benchmarks Participated

#	Tool	Count
1	Verinet	13
2	MN-BAB	13
3	α,β -CROWN	13
4	Cgdtest	12
5	Nnenum	9
6	Peregrinn	7
7	Marabou	6
8	Debona	5
9	Verapak	3
10	Fastbatllnn	1
11	Averinn	1

Table 8: Num Instances Verified

#	Tool	Count
1	α,β -CROWN	950
2	MN-BAB	812
3	Verinet	754
4	Nnenum	515
5	Peregrinn	478
6	Marabou	450
7	Cgdtest	405
8	Debona	341
9	Verapak	117
10	Averinn	100
11	Fastbatllnn	32

Table 9: Num SAT

#	Tool	Count
1	Verinet	228
2	MN-BAB	227
3	α,β -CROWN	227
4	Nnenum	196
5	Peregrinn	191
6	Marabou	148
7	Debona	138
8	Cgdtest	101
9	Fastbatllnn	21
10	Averinn	8
11	Verapak	6

Table 10: Num UNSAT

#	Tool	Count
1	α,β -CROWN	723
2	MN-BAB	585
3	Verinet	526
4	Nnenum	319
5	Cgdtest	304
6	Marabou	302
7	Peregrinn	287
8	Debona	203
9	Verapak	111
10	Averinn	92
11	Fastbatllnn	11

Table 11: Incorrect Results (or Missing CE)

#	Tool	Count
1	Cgdtest	41
2	Verapak	5
3	Marabou	1
4	α,β -CROWN	1*

* Result is correct, but counterexample (CE) was not saved. See Table 15.

6 Conclusion and Ideas for Future Competitions

This report summarizes the 3rd Verification of Neural Networks Competition (VNN-COMP), held in 2022. While we observed a significant increase in the diversity, complexity, and scale of the proposed benchmarks, the best-performing tools seem to converge to GPU-enabled linear bound propagation methods using a branch-and-bound framework. In addition to the standardization of input formats (`onnx` and `vnnlib`) and evaluation hardware, introduced for VNN-COMP 2021, VNN-COMP 2022 also standardized a format for counter-examples and introduced a fully automated evaluation pipeline, requiring authors to provide complete installation scripts. We hope that this increased standardization and automatization does not only simplify the evaluation during the competition but also enables practitioners and researchers to more easily apply a range of state-of-the-art verification methods to their individual problems.

VNN-COMP 2022, successfully implemented a range of improvement opportunities identified during the previous iteration. These included requiring witnesses of found counter-examples to disambiguate tool disagreement, increasing automatization to enable a smoother final evaluation, and making a broader range of AWS instances available to allow for a better fit with tools' requirements. Further ideas for future competitions include the use of scored benchmarks specifically designed for year-on-year progress tracking, the reduction of tool tuning, a batch-processing mode, and more rigorous soundness evaluation.

Acknowledgements

This competition is supported by a gift from the Lu Jin Family Foundation.

This research was supported in part by the Air Force Research Laboratory Information Directorate, through the Air Force Office of Scientific Research Summer Faculty Fellowship Program, Contract Numbers FA8750-15-3-6003, FA9550-15-0001 and FA9550-20-F-0005. This material is based upon work supported by the Air Force Office of Scientific Research under award numbers FA9550-19-1-0288, FA9550-21-1-0121, and FA9550-22-1-0019, the National Science Foundation (NSF) under grant numbers 1918450, 1911017, 2028001, 2220401, and 2220426, and the Defense Advanced Research Projects Agency (DARPA) Assured Autonomy program through contract number FA8750-18-C-0089. Any opinions, finding, and conclusions or recommendations expressed in this material are those of the author(s) and do not necessarily reflect the views of the United States Air Force, DARPA, nor NSF.

Tool authors listed in Section 3 participated in the preparation and review of this report.

References

- [1] Stanley Bak. Execution-guided overapproximation (ego) for improving scalability of neural network verification, 2020.
- [2] Stanley Bak. nenum: Verification of relu neural networks with optimized abstraction refinement. In *NASA Formal Methods Symposium*, pages 19–36. Springer, 2021.
- [3] Stanley Bak, Hoang-Dung Tran, Kerianne Hobbs, and Taylor T. Johnson. Improved geometric path enumeration for verifying ReLU neural networks. In *32nd International Conference on Computer-Aided Verification (CAV)*, July 2020.
- [4] Christopher Brix and Thomas Noll. Debona: Decoupled boundary network analysis for tighter bounds and faster adversarial robustness proofs. *CoRR*, abs/2006.09040, 2020.
- [5] Greg Brockman, Vicki Cheung, Ludwig Pettersson, Jonas Schneider, John Schulman, Jie Tang, and Wojciech Zaremba. Openai gym. *arXiv preprint arXiv:1606.01540*, 2016.
- [6] Rudy Bunel, Alessandro De Palma, Alban Desmaison, Krishnamurthy Dvijotham, Pushmeet Kohli, Philip HS Torr, and M Pawan Kumar. Lagrangian decomposition for neural network verification. *Conference on Uncertainty in Artificial Intelligence*, 2020.
- [7] Rudy Bunel, Ilker Turkaslan, Philip HS Torr, Pushmeet Kohli, and M Pawan Kumar. A unified view of piecewise linear neural network verification. *Advances in Neural Information Processing Systems*, 2018.
- [8] Alessandro De Palma, Harkirat Singh Behl, Rudy Bunel, Philip H. S. Torr, and M. Pawan Kumar. Scaling the convex barrier with active sets. In *International Conference on Learning Representations*, 2021.
- [9] Alessandro De Palma, Harkirat Singh Behl, Rudy Bunel, Philip H. S. Torr, and M. Pawan Kumar. Scaling the convex barrier with sparse dual algorithms. *arXiv preprint arXiv:2101.05844*, 2021.
- [10] Alessandro De Palma, Rudy Bunel, Alban Desmaison, Krishnamurthy Dvijotham, Pushmeet Kohli, Philip HS Torr, and M Pawan Kumar. Improved branch and bound for neural network verification via lagrangian decomposition. *arXiv preprint arXiv:2104.06718*, 2021.
- [11] Yinpeng Dong, Fangzhou Liao, Tianyu Pang, Hang Su, Jun Zhu, Xiaolin Hu, and Jianguo Li. Boosting adversarial attacks with momentum. In *Proceedings of the IEEE conference on computer vision and pattern recognition*, pages 9185–9193, 2018.
- [12] James Ferlez, Haitham Khedr, and Yasser Shoukry. Fast BATLLNN: fast box analysis of two-level lattice neural networks. In Ezio Bartocci and Sylvie Putot, editors, *HSCC '22: 25th ACM International Conference on Hybrid Systems: Computation and Control, Milan, Italy, May 4 - 6, 2022*, pages 23:1–23:11. ACM, 2022.
- [13] Claudio Ferrari, Mark Niklas Müller, Nikola Jovanovic, and Martin T. Vechev. Complete verification via multi-neuron relaxation guided branch-and-bound. In *The Tenth International Conference on Learning Representations, ICLR 2022, Virtual Event, April 25-29, 2022*. OpenReview.net, 2022.
- [14] Gurobi Optimization, LLC. Gurobi Optimizer Reference Manual, 2022.
- [15] Haoyu He, Tianhao Wei, Huan Zhang, Changliu Liu, and Cheng Tan. Characterizing neural network verification for systems with NN4SYSBench. *1st Workshop on Formal Verification of Machine Learning*, 2022.
- [16] Kaiming He, Xiangyu Zhang, Shaoqing Ren, and Jian Sun. Deep residual learning for image recognition. In *Proceedings of the IEEE conference on computer vision and pattern recognition*, pages 770–778, 2016.
- [17] P. Henriksen, K. Hammernik, D. Rueckert, and A. Lomuscio. Bias field robustness verification of large neural image classifiers. In *Proceedings of the 32nd British Machine Vision Conference (BMVC21)*. BMVA Press, 2021.
- [18] P. Henriksen and A. Lomuscio. Efficient neural network verification via adaptive refinement

- and adversarial search. In *Proceedings of the 24th European Conference on Artificial Intelligence (ECAI20)*, 2020.
- [19] P. Henriksen and A. Lomuscio. Deepsplit: An efficient splitting method for neural network verification via indirect effect analysis. In *Proceedings of the 30th International Joint Conference on Artificial Intelligence (IJCAI21)*, To appear, August 2021.
- [20] Florian Jaeckle and M Pawan Kumar. Generating adversarial examples with graph neural networks. *Conference on Uncertainty in Artificial Intelligence*, 2021.
- [21] Florian Jaeckle, Jingyue Lu, and M Pawan Kumar. Neural network branch-and-bound for neural network verification. *arXiv preprint arXiv:2107.12855*, 2021.
- [22] Guy Katz, Clark Barrett, David L Dill, Kyle Julian, and Mykel J Kochenderfer. Reluplex: An efficient smt solver for verifying deep neural networks. In *International Conference on Computer Aided Verification*, pages 97–117. Springer, 2017.
- [23] Guy Katz, Derek A. Huang, Duligur Ibeling, Kyle Julian, Christopher Lazarus, Rachel Lim, Parth Shah, Shantanu Thakoor, Haoze Wu, Aleksandar Zeljic, David L. Dill, Mykel J. Kochenderfer, and Clark W. Barrett. The marabou framework for verification and analysis of deep neural networks. In Isil Dillig and Serdar Tasiran, editors, *Computer Aided Verification - 31st International Conference, CAV 2019, New York City, NY, USA, July 15-18, 2019, Proceedings, Part I*, volume 11561 of *Lecture Notes in Computer Science*, pages 443–452. Springer, 2019.
- [24] Guy Katz, Derek A Huang, Duligur Ibeling, Kyle Julian, Christopher Lazarus, Rachel Lim, Parth Shah, Shantanu Thakoor, Haoze Wu, Aleksandar Zeljić, et al. The marabou framework for verification and analysis of deep neural networks. In *International Conference on Computer Aided Verification*, pages 443–452. Springer, 2019.
- [25] Haitham Khedr, James Ferlez, and Yasser Shoukry. Peregrinn: Penalized-relaxation greedy neural network verifier. In *International Conference on Computer Aided Verification*, pages 287–300. Springer, 2021.
- [26] Tim Kraska, Alex Beutel, Ed H Chi, Jeffrey Dean, and Neoklis Polyzotis. The case for learned index structures. In *Proceedings of the 2018 International Conference on Management of Data*, 2018.
- [27] Jingyue Lu and M Pawan Kumar. Neural network branching for neural network verification. In *International Conference on Learning Representations*, 2020.
- [28] Aleksander Madry, Aleksandar Makelov, Ludwig Schmidt, Dimitris Tsipras, and Adrian Vladu. Towards deep learning models resistant to adversarial attacks. *arXiv preprint arXiv:1706.06083*, 2017.
- [29] Aleksander Madry, Aleksandar Makelov, Ludwig Schmidt, Dimitris Tsipras, and Adrian Vladu. Towards deep learning models resistant to adversarial attacks. In *Proc. International Conference on Learning Representations (ICLR)*, 2018.
- [30] Yue Meng, Zeng Qiu, Md Tawhid Bin Waez, and Chuchu Fan. Case studies for computing density of reachable states for safe autonomous motion planning. In *NASA Formal Methods Symposium*, pages 251–271. Springer, 2022.
- [31] Yue Meng, Dawei Sun, Zeng Qiu, Md Tawhid Bin Waez, and Chuchu Fan. Learning density distribution of reachable states for autonomous systems. In *Conference on Robot Learning*, pages 124–136. PMLR, 2022.
- [32] Martin Vechev Mislav Balunovic. Adversarial training and provable defenses: Bridging the gap. In *Proc. International Conference on Learning Representations (ICLR)*, 2020.
- [33] Mark Niklas Müller, Gleb Makarchuk, Gagandeep Singh, Markus Püschel, and Martin Vechev. Prima: Precise and general neural network certification via multi-neuron convex relaxations. *arXiv preprint arXiv:2103.03638*, 2021.
- [34] Adam Paszke, Sam Gross, Francisco Massa, Adam Lerer, James Bradbury, Gregory Chanan, Trevor Killeen, Zeming Lin, Natalia Gimelshein, Luca Antiga, Alban Desmaison, Andreas Köpf, Edward Z. Yang, Zachary DeVito, Martin Raison, Alykhan Tejani, Sasank Chilamkurthy, Benoit

- Steiner, Lu Fang, Junjie Bai, and Soumith Chintala. Pytorch: An imperative style, high-performance deep learning library. In Hanna M. Wallach, Hugo Larochelle, Alina Beygelzimer, Florence d'Alché-Buc, Emily B. Fox, and Roman Garnett, editors, *Advances in Neural Information Processing Systems 32: Annual Conference on Neural Information Processing Systems 2019, NeurIPS 2019, December 8-14, 2019, Vancouver, BC, Canada*, pages 8024–8035, 2019.
- [35] Pavithra Prabhakar and Zahra Rahimi Afzal. Abstraction based output range analysis for neural networks. *Advances in Neural Information Processing Systems*, 32, 2019.
- [36] Umberto J Ravaioli, James Cunningham, John McCarroll, Vardaan Gangal, Kyle Dunlap, and Kerianne L Hobbs. Safe reinforcement learning benchmark environments for aerospace control systems. In *2022 IEEE Aerospace Conference (AERO)*, pages 1–20. IEEE, 2022.
- [37] Olaf Ronneberger, Philipp Fischer, and Thomas Brox. U-net: Convolutional networks for biomedical image segmentation. In *International Conference on Medical image computing and computer-assisted intervention*, pages 234–241. Springer, 2015.
- [38] David Shriver, Sebastian G. Elbaum, and Matthew B. Dwyer. DNNV: A framework for deep neural network verification. In Alexandra Silva and K. Rustan M. Leino, editors, *Computer Aided Verification - 33rd International Conference, CAV 2021, Virtual Event, July 20-23, 2021, Proceedings, Part I*, volume 12759 of *Lecture Notes in Computer Science*, pages 137–150. Springer, 2021.
- [39] Karen Simonyan and Andrew Zisserman. Very deep convolutional networks for large-scale image recognition. *arXiv preprint arXiv:1409.1556*, 2014.
- [40] Gagandeep Singh, Rupanshu Ganvir, Markus Püschel, and Martin Vechev. Beyond the single neuron convex barrier for neural network certification. In *Advances in Neural Information Processing Systems 32*, pages 15098–15109. Curran Associates, Inc., 2019.
- [41] Gagandeep Singh, Timon Gehr, Markus Püschel, and Martin T. Vechev. An abstract domain for certifying neural networks. *Proc. ACM Program. Lang.*, 3(POPL):41:1–41:30, 2019.
- [42] Gagandeep Singh, Timon Gehr, Markus Püschel, and Martin T. Vechev. Boosting robustness certification of neural networks. In *7th International Conference on Learning Representations, ICLR 2019, New Orleans, LA, USA, May 6-9, 2019*. OpenReview.net, 2019.
- [43] Joshua Smith, Jarom Allan, Viswanathan Swaminathan, and Zhen Zhang. Refutation-based adversarial robustness verification of deep neural networks. In *Formal Methods for ML-Enabled Autonomous Systems*, 7 2021.
- [44] Vincent Tjeng, Kai Y. Xiao, and Russ Tedrake. Evaluating robustness of neural networks with mixed integer programming. In *ICLR*, 2019.
- [45] Vincent Tjeng, Kai Yuanqing Xiao, and Russ Tedrake. Evaluating robustness of neural networks with mixed integer programming. In *7th International Conference on Learning Representations, ICLR 2019, New Orleans, LA, USA, May 6-9, 2019*. OpenReview.net, 2019.
- [46] Hoang-Dung Tran, Stanley Bak, Weiming Xiang, and Taylor T. Johnson. Verification of deep convolutional neural networks using imagestars. In *32nd International Conference on Computer-Aided Verification (CAV)*. Springer, July 2020.
- [47] Hoang-Dung Tran, Patrick Musau, Diego Manzananas Lopez, Xiaodong Yang, Luan Viet Nguyen, Weiming Xiang, and Taylor T. Johnson. Star-based reachability analysis for deep neural networks. In *23rd International Symposium on Formal Methods (FM'19)*. Springer International Publishing, October 2019.
- [48] Hoang-Dung Tran, Neelanjana Pal, Patrick Musau, Diego Manzananas Lopez, Nathaniel Hamilton, Xiaodong Yang, Stanley Bak, and Taylor T Johnson. Robustness verification of semantic segmentation neural networks using relaxed reachability. In *International Conference on Computer Aided Verification*, pages 263–286. Springer, 2021.
- [49] VNN-COMP. International verification of neural networks competition (VNN-COMP). *Verification of Neural Networks workshop at the International Conference on Computer-Aided Verification*, 2020.

- [50] Shiqi Wang, Huan Zhang, Kaidi Xu, Xue Lin, Suman Jana, Cho-Jui Hsieh, and Zico Kolter. Beta-CROWN: Efficient bound propagation with per-neuron split constraints for complete and incomplete neural network verification. *arXiv preprint arXiv:2103.06624*, 2021.
- [51] Eric Wong and Zico Kolter. Provable defenses against adversarial examples via the convex outer adversarial polytope. *ICML*, 2018.
- [52] Haoze Wu, Clark Barrett, Mahmood Sharif, Nina Narodytska, and Gagandeep Singh. Scalable verification of gnn-based job schedulers. 6(OOPSLA2), oct 2022.
- [53] Haoze Wu, Alex Ozdemir, Aleksandar Zeljic, Kyle Julian, Ahmed Irfan, Divya Gopinath, Sadjad Fouladi, Guy Katz, Corina Pasareanu, and Clark Barrett. Parallelization techniques for verifying neural networks. In *# PLACEHOLDER_PARENT_METADATA_VALUE#*, volume 1, pages 128–137. TU Wien Academic Press, 2020.
- [54] Haoze Wu, Teruhiro Tagomori, Alexander Robey, Fengjun Yang, Nikolai Matni, George Pappas, Hamed Hassani, Corina Pasareanu, and Clark Barrett. Toward certified robustness against real-world distribution shifts. *arXiv preprint arXiv:2206.03669*, 2022.
- [55] Haoze Wu, Aleksandar Zeljić, Guy Katz, and Clark Barrett. Efficient neural network analysis with sum-of-infeasibilities. In *International Conference on Tools and Algorithms for the Construction and Analysis of Systems*, pages 143–163. Springer, 2022.
- [56] Kaidi Xu, Zhouxing Shi, Huan Zhang, Yihan Wang, Kai-Wei Chang, Minlie Huang, Bhavya Kailkhura, Xue Lin, and Cho-Jui Hsieh. Automatic perturbation analysis for scalable certified robustness and beyond. *Advances in Neural Information Processing Systems*, 33, 2020.
- [57] Kaidi Xu, Huan Zhang, Shiqi Wang, Yihan Wang, Suman Jana, Xue Lin, and Cho-Jui Hsieh. Fast and Complete: Enabling complete neural network verification with rapid and massively parallel incomplete verifiers. In *International Conference on Learning Representations*, 2021.
- [58] Huan Zhang, Hongge Chen, Chaowei Xiao, Sven Gowal, Robert Stanforth, Bo Li, Duane Boning, and Cho-Jui Hsieh. Towards stable and efficient training of verifiably robust neural networks. *arXiv preprint arXiv:1906.06316*, 2019.
- [59] Huan Zhang*, Shiqi Wang*, Kaidi Xu*, Linyi Li, Bo Li, Suman Jana, Cho-Jui Hsieh, and J Zico Kolter. General cutting planes for bound-propagation-based neural network verification. *Advances in Neural Information Processing Systems (NeurIPS)*, 2022.
- [60] Huan Zhang, Tsui-Wei Weng, Pin-Yu Chen, Cho-Jui Hsieh, and Luca Daniel. Efficient neural network robustness certification with general activation functions. *Advances in Neural Information Processing Systems*, 31:4939–4948, 2018.

A Extended Results

In this section, we provide more fine-grained results.

A.1 Scored Benchmarks

Table 12: Benchmark `carvana-unet-2022`

#	Tool	Verified	Falsified	Fastest	Penalty	Score	Percent
1	α, β Crown	39	0	39	0	468	100.0%
2	MN-BAB	19	0	0	0	209	44.7%
3	Verinet	3	0	0	0	30	6.4%

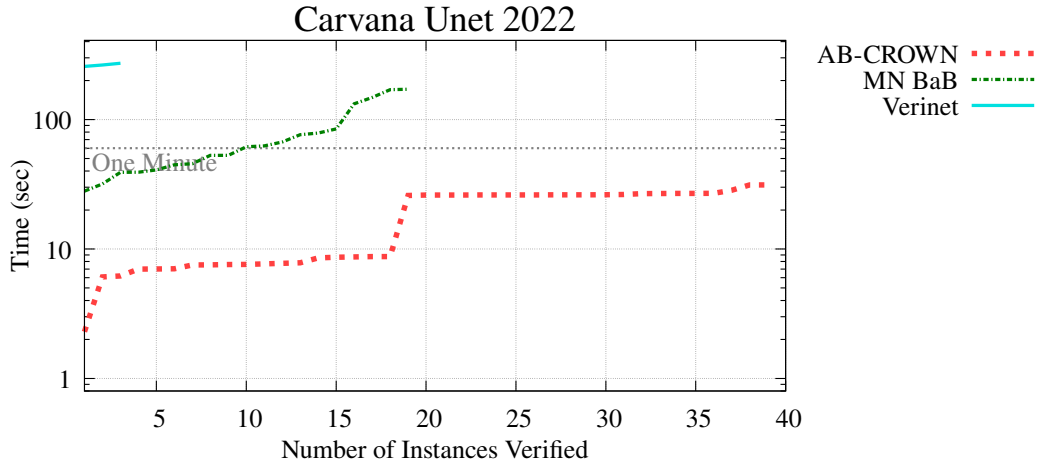


Figure 2: Cactus Plot for Carvana Unet 2022.

Table 13: Benchmark `cifar100-tinyimagenet-resnet`

#	Tool	Verified	Falsified	Fastest	Penalty	Score	Percent
1	α, β Crown	69	0	56	0	813	100.0%
2	Cgdttest	95	0	28	3	725	89.2%
3	MN-BAB	60	3	10	0	674	82.9%
4	Verinet	48	3	6	0	540	66.4%

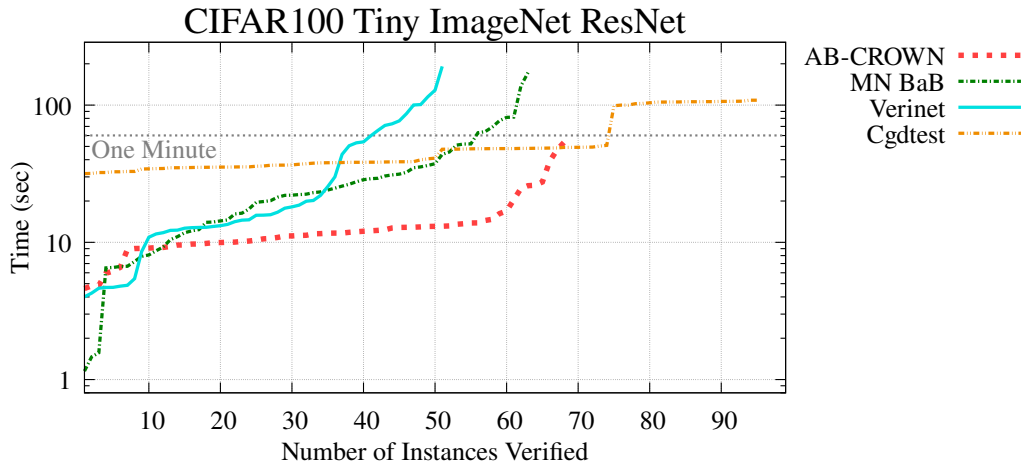


Figure 3: Cactus Plot for CIFAR100 Tiny ImageNet ResNet.

Table 14: Benchmark cifar-biasfield

#	Tool	Verified	Falsified	Fastest	Penalty	Score	Percent
1	α, β Crown	69	1	1	0	736	100.0%
2	Cgdtest	71	0	55	1	731	99.3%
3	Verinet	69	1	0	0	721	98.0%
4	Verapak	71	0	0	1	635	86.3%
5	MN-BAB	36	1	17	0	404	54.9%
6	Marabou	27	0	0	0	270	36.7%
7	Nnenum	4	0	0	0	43	5.8%

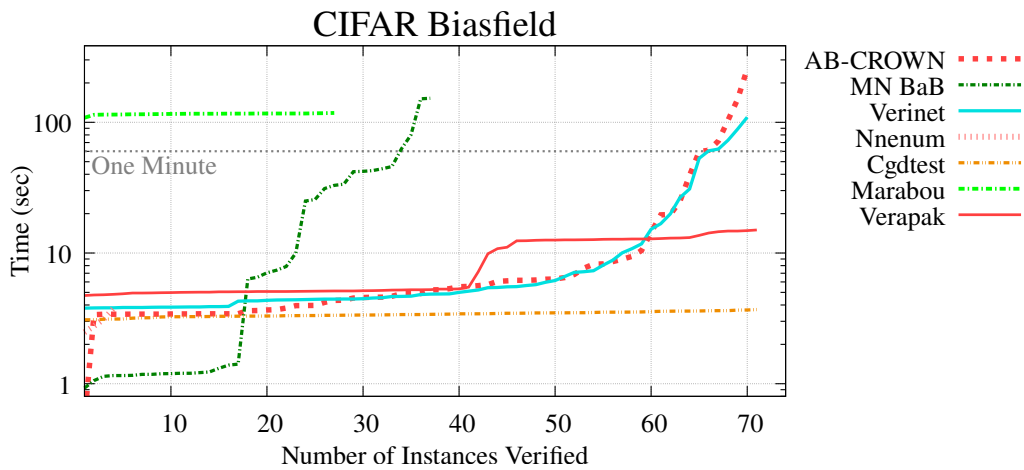


Figure 4: Cactus Plot for CIFAR Biasfield.

Table 15: Benchmark `collins-rul-cnn`

#	Tool	Verified	Falsified	Fastest	Penalty	Score	Percent
1	Nnenum	16	45	58	0	727	100.0%
2	MN-BAB	16	44	57	0	715	98.3%
3	α, β Crown	15	45	56	1*	612	84.2%
4	Verinet	16	43	0	0	590	81.2%
5	Peregrinn	14	42	0	0	560	77.0%
6	Cgdtest	1	42	43	15	-984	0%

* During the competition, Cgdtest reported UNSAT for the 20th property, conflicting with SAT reported by α, β -CROWN. α, β -CROWN team provided a counterexample (CE) after scoring, proving the ground truth to be SAT. However, α, β -CROWN was penalized because the CE was not saved to disk during the competition.

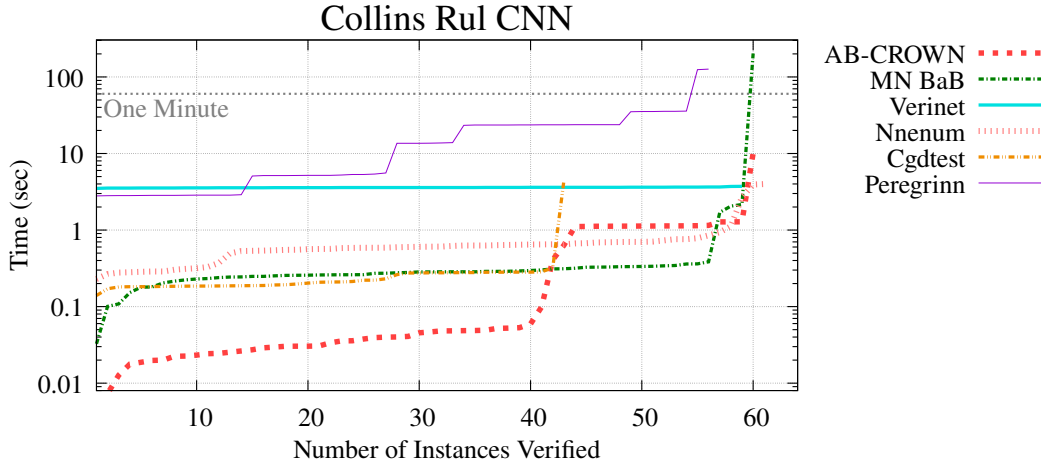


Figure 5: Cactus Plot for Collins Rul CNN.

Table 16: Benchmark `mnist-fc`

#	Tool	Verified	Falsified	Fastest	Penalty	Score	Percent
1	α, β Crown	66	18	53	0	963	100.0%
2	Verinet	53	18	50	0	817	84.8%
3	MN-BAB	53	18	47	0	804	83.5%
4	Debona	48	18	38	0	737	76.5%
5	Nnenum	48	11	29	0	649	67.4%
6	Marabou	44	16	0	0	600	62.3%
7	Peregrinn	27	11	7	0	394	40.9%
8	Cgdtest	66	3	23	5	241	25.0%
9	Verapak	40	2	42	4	104	10.8%

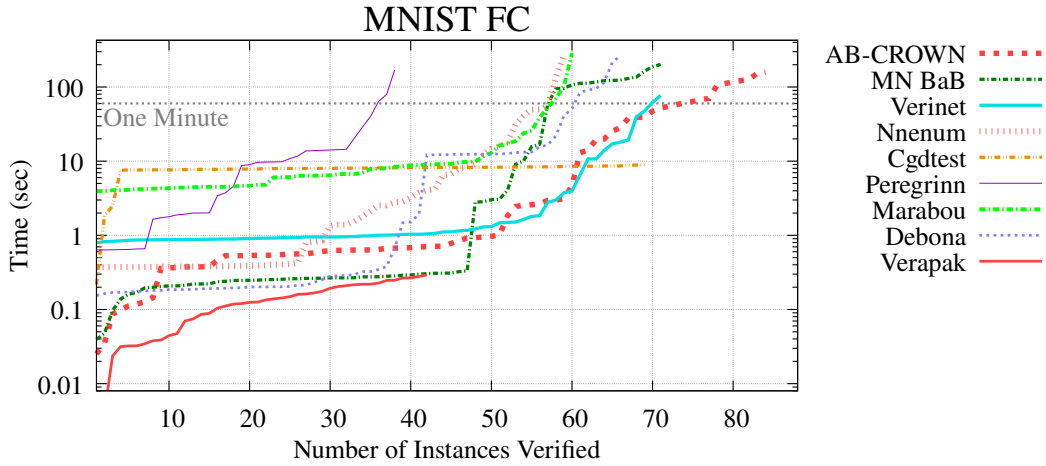


Figure 6: Cactus Plot for MNIST FC.

Table 17: Benchmark nn4sys

#	Tool	Verified	Falsified	Fastest	Penalty	Score	Percent
1	α, β Crown	152	0	132	0	1799	100.0%
2	MN-BAB	106	0	8	0	1140	63.4%
3	Verinet	57	0	43	0	661	36.7%
4	Peregrinn	24	0	22	0	284	15.8%
5	Nnenum	23	0	8	0	246	13.7%
6	Debona	2	0	2	0	24	1.3%
7	Cgdttest	2	0	2	2	-176	0%

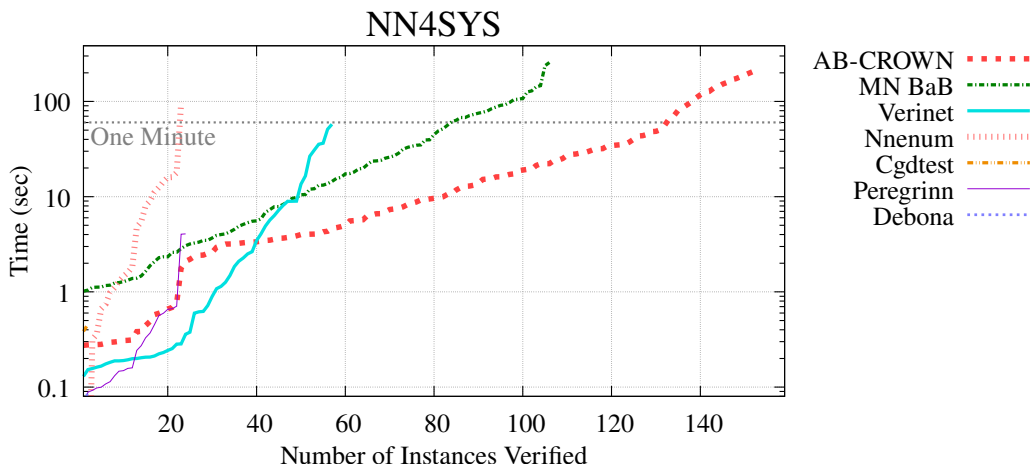


Figure 7: Cactus Plot for NN4SYS.

Table 18: Benchmark oval21

#	Tool	Verified	Falsified	Fastest	Penalty	Score	Percent
1	α, β Crown	25	1	10	0	291	100.0%
2	MN-BAB	19	1	2	0	205	70.4%
3	Verinet	17	1	1	0	189	64.9%
4	Marabou	19	0	17	1	125	43.0%
5	Nnenum	3	1	0	0	40	13.7%
6	Peregrinn	1	0	0	0	10	3.4%
7	Cgdttest	11	0	1	7	-580	0%

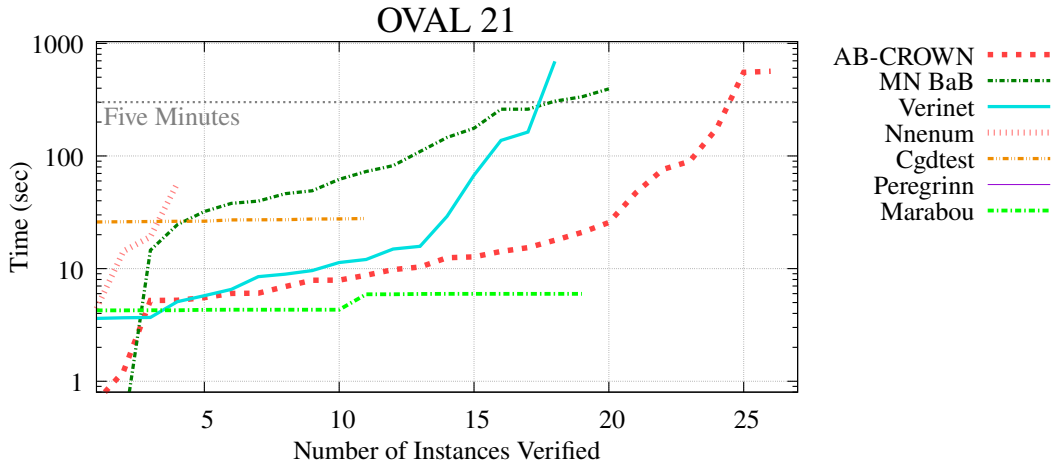


Figure 8: Cactus Plot for OVAL 21.

Table 19: Benchmark reach-prob-density

#	Tool	Verified	Falsified	Fastest	Penalty	Score	Percent
1	Nnenum	22	14	22	0	411	100.0%
2	α, β Crown	22	14	23	0	406	98.8%
3	Verinet	22	14	10	0	383	93.2%
4	MN-BAB	22	12	14	0	368	89.5%
5	Marabou	17	14	12	0	334	81.3%
6	Peregrinn	18	14	2	0	324	78.8%
7	Cgdttest	0	5	5	0	60	14.6%
8	Debona	0	2	2	0	24	5.8%

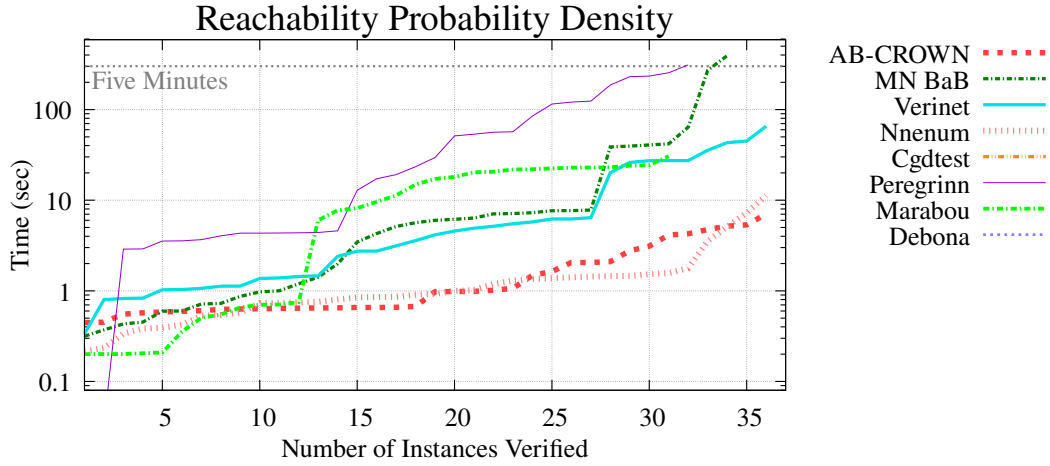


Figure 9: Cactus Plot for Reachability Probability Density.

Table 20: Benchmark r1-benchmarks

#	Tool	Verified	Falsified	Fastest	Penalty	Score	Percent
1	α, β Crown	193	103	296	0	3552	100.0%
2	Verinet	193	103	292	0	3547	99.9%
3	MN-BAB	193	103	288	0	3536	99.5%
4	Nnenum	191	103	283	0	3506	98.7%
5	Peregrinn	193	103	271	0	3502	98.6%
6	Marabou	191	103	278	0	3496	98.4%
7	Debona	153	99	240	0	3000	84.5%
8	Averinn	92	8	16	0	1032	29.1%
9	Cgdtest	10	24	29	3	98	2.8%
10	Verapak	0	4	0	0	40	1.1%

Table 21: Benchmark sri-resnet-a

#	Tool	Verified	Falsified	Fastest	Penalty	Score	Percent
1	α, β Crown	20	12	7	0	356	100.0%
2	Cgdtest	26	6	14	0	352	98.9%
3	MN-BAB	18	12	19	0	343	96.3%
4	Verinet	12	12	4	0	248	69.7%

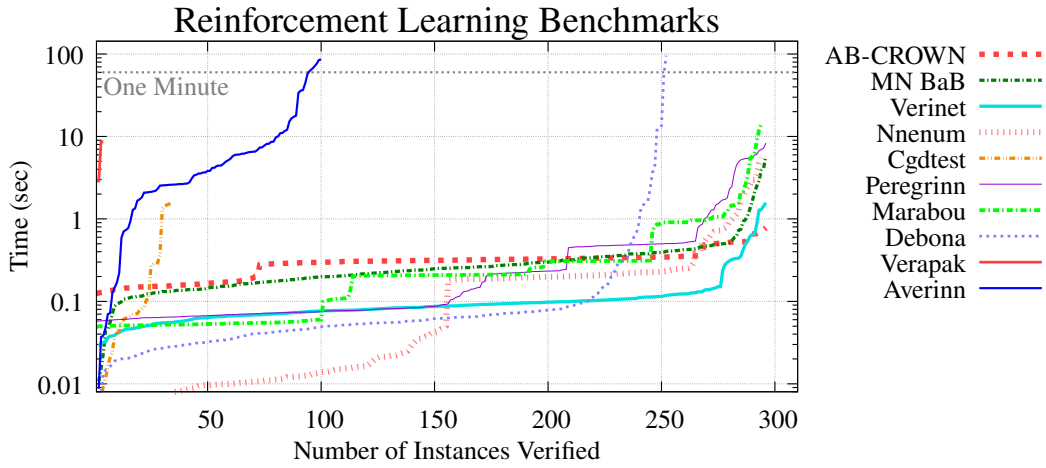


Figure 10: Cactus Plot for Reinforcement Learning Benchmarks.

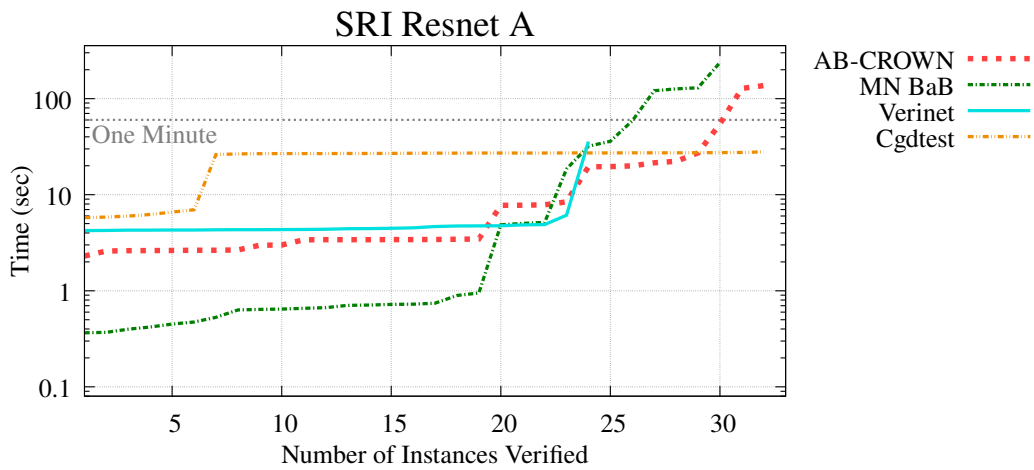


Figure 11: Cactus Plot for SRI Resnet A.

Table 22: Benchmark sri-resnet-b

#	Tool	Verified	Falsified	Fastest	Penalty	Score	Percent
1	MN-BAB	27	11	24	0	435	100.0%
2	α, β Crown	28	11	9	0	435	100.0%
3	Cgdttest	22	10	9	0	340	78.2%
4	Verinet	20	11	4	0	321	73.8%

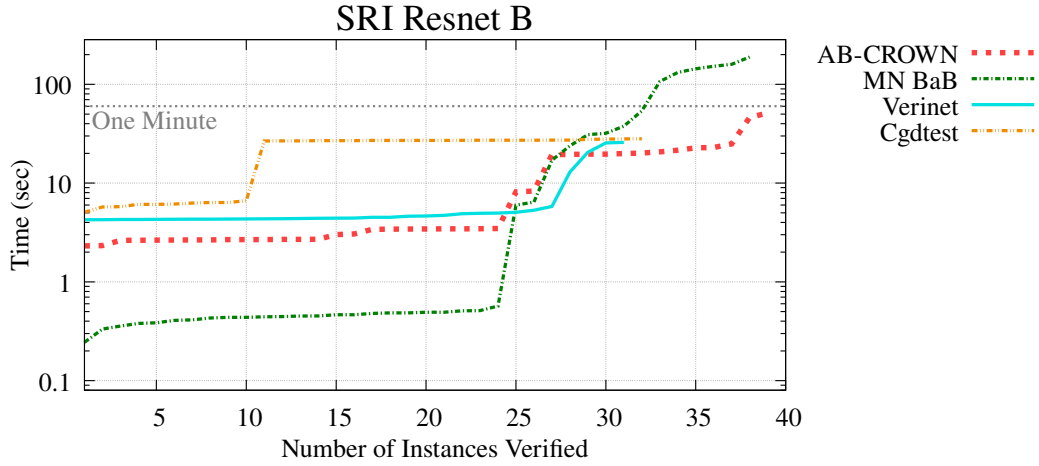


Figure 12: Cactus Plot for SRI Resnet B.

Table 23: Benchmark `t1lverifybench`

#	Tool	Verified	Falsified	Fastest	Penalty	Score	Percent
1	FastbatlInn	11	21	32	0	384	100.0%
2	MN-BaB	11	21	21	0	364	94.8%
3	α, β Crown	11	21	12	0	353	91.9%
4	Peregrinn	10	21	7	0	324	84.4%
5	Verinet	11	21	0	0	320	83.3%
6	Nnenum	1	21	10	0	240	62.5%
7	Debona	0	19	10	0	210	54.7%
8	Marabou	4	15	2	0	194	50.5%
9	Cgdtest	0	9	6	1	2	0.5%

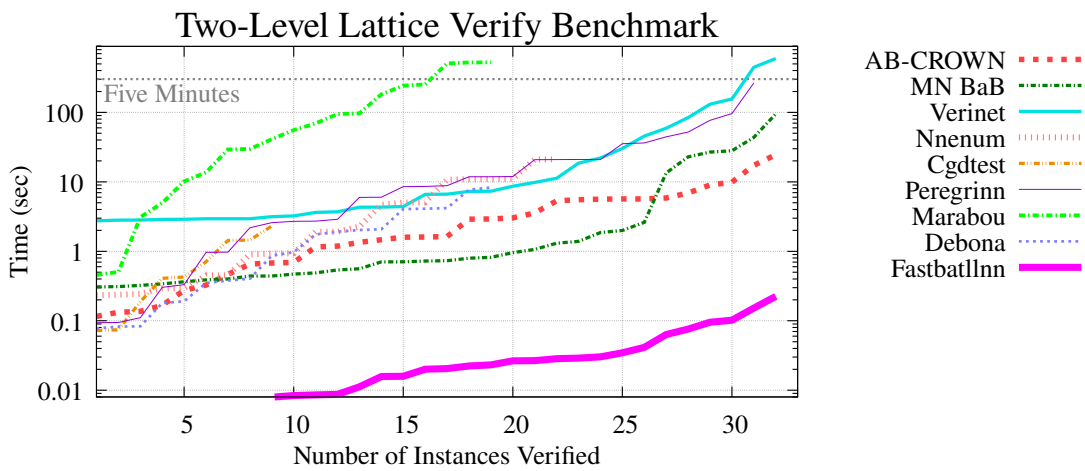


Figure 13: Cactus Plot for Two-Level Lattice Verify Benchmark.

Table 24: Benchmark vggnet16-2022

#	Tool	Verified	Falsified	Fastest	Penalty	Score	Percent
1	α, β Crown	14	1	11	0	176	100.0%
2	Nnenum	11	1	0	0	127	72.2%
3	MN-BaB	5	1	4	0	69	39.2%
4	Verinet	5	1	0	0	60	34.1%
5	Cgdttest	0	2	1	4	-378	0%

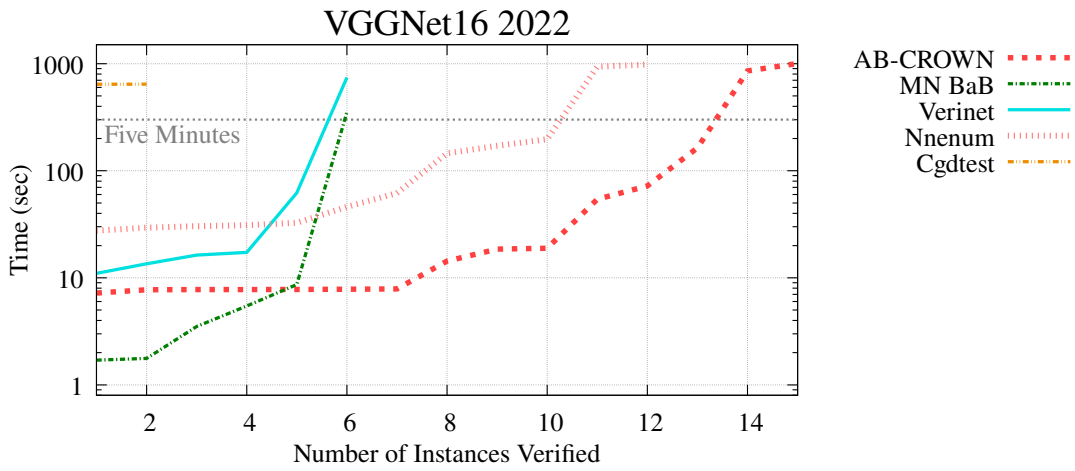


Figure 14: Cactus Plot for VGGNet16 2022.

A.2 Unsourced Benchmarks

Table 25: Benchmark `acasxu`

#	Tool	Verified	Falsified	Fastest	Penalty	Score	Percent
1	Nnenum	139	47	174	0	2218	100.0%
2	α, β Crown	139	46	59	0	2021	91.1%
3	MN-BAB	110	46	52	0	1664	75.0%
4	Cgdttest	85	30	115	7	680	30.7%

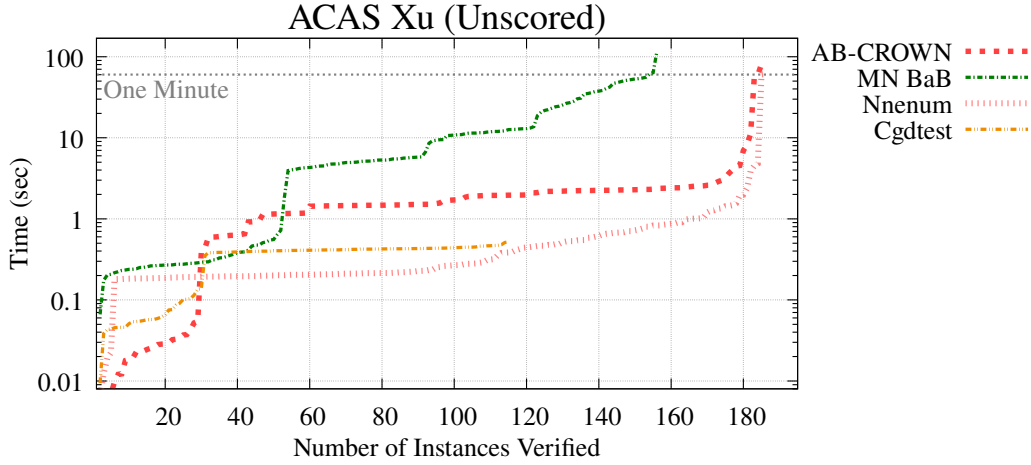


Figure 15: Cactus Plot for ACAS Xu (Unsourced).

Table 26: Benchmark `cifar2020`

#	Tool	Verified	Falsified	Fastest	Penalty	Score	Percent
1	Verinet	91	35	109	0	1486	100.0%
2	α, β Crown	95	34	78	0	1479	99.5%
3	MN-BAB	93	28	26	0	1275	85.8%
4	Nnenum	66	19	0	0	850	57.2%
5	Cgdttest	63	26	5	6	305	20.5%
6	Verapak	0	15	1	0	152	10.2%
7	Marabou	4	0	0	1	-60	0%

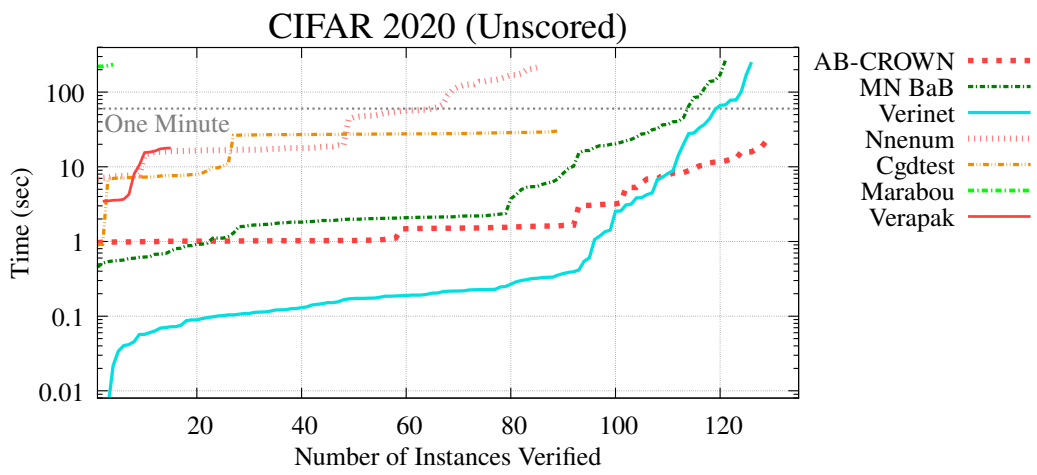


Figure 16: Cactus Plot for CIFAR 2020 (Unscored).

A.3 Detailed Results

Table 27: Instance Runtimes. Fastest times are blue. Second fastest are green. Penalties are red crosses (X).

Category	Id	Result	α, β -C	MnB	Verin	nmen	CGD	Pereg	Marab	Debon	FastBaT	Verap	Averi
Carvana 2022	0	UNSAT	7.53	-	-	-	-	-	-	-	-	-	-
Carvana 2022	1	UNSAT	26.1	76.4	-	-	-	-	-	-	-	-	-
Carvana 2022	2	?	-	-	-	-	-	-	-	-	-	-	-
Carvana 2022	3	?	-	-	-	-	-	-	-	-	-	-	-
Carvana 2022	4	UNSAT	7.83	-	-	-	-	-	-	-	-	-	-
Carvana 2022	5	UNSAT	8.73	-	-	-	-	-	-	-	-	-	-
Carvana 2022	6	UNSAT	26.9	-	-	-	-	-	-	-	-	-	-
Carvana 2022	7	?	-	-	-	-	-	-	-	-	-	-	-
Carvana 2022	8	?	-	-	-	-	-	-	-	-	-	-	-
Carvana 2022	9	UNSAT	26.2	148	-	-	-	-	-	-	-	-	-
Carvana 2022	10	?	-	-	-	-	-	-	-	-	-	-	-
Carvana 2022	11	UNSAT	26.2	39.1	-	-	-	-	-	-	-	-	-
Carvana 2022	12	UNSAT	26.9	-	-	-	-	-	-	-	-	-	-
Carvana 2022	13	UNSAT	31.2	44.7	-	-	-	-	-	-	-	-	-
Carvana 2022	14	?	-	-	-	-	-	-	-	-	-	-	-
Carvana 2022	15	?	-	-	-	-	-	-	-	-	-	-	-
Carvana 2022	16	UNSAT	7.03	-	-	-	-	-	-	-	-	-	-
Carvana 2022	17	?	-	-	-	-	-	-	-	-	-	-	-
Carvana 2022	18	UNSAT	7.59	-	-	-	-	-	-	-	-	-	-
Carvana 2022	19	UNSAT	7.01	-	-	-	-	-	-	-	-	-	-
Carvana 2022	20	UNSAT	28.4	67.1	-	-	-	-	-	-	-	-	-
Carvana 2022	21	?	-	-	-	-	-	-	-	-	-	-	-
Carvana 2022	22	UNSAT	6.08	-	-	-	-	-	-	-	-	-	-
Carvana 2022	23	?	-	-	-	-	-	-	-	-	-	-	-
Carvana 2022	24	?	-	-	-	-	-	-	-	-	-	-	-
Carvana 2022	25	UNSAT	26.2	39.2	-	-	-	-	-	-	-	-	-
Carvana 2022	26	?	-	-	-	-	-	-	-	-	-	-	-
Carvana 2022	27	?	-	-	-	-	-	-	-	-	-	-	-
Carvana 2022	28	?	-	-	-	-	-	-	-	-	-	-	-
Carvana 2022	29	?	-	-	-	-	-	-	-	-	-	-	-
Carvana 2022	30	UNSAT	26.8	132	-	-	-	-	-	-	-	-	-
Carvana 2022	31	?	-	-	-	-	-	-	-	-	-	-	-
Carvana 2022	32	?	-	-	-	-	-	-	-	-	-	-	-
Carvana 2022	33	?	-	-	-	-	-	-	-	-	-	-	-
Carvana 2022	34	?	-	-	-	-	-	-	-	-	-	-	-
Carvana 2022	35	?	-	-	-	-	-	-	-	-	-	-	-
Carvana 2022	36	UNSAT	26.2	45.6	-	-	-	-	-	-	-	-	-
Carvana 2022	37	UNSAT	6.99	-	-	-	-	-	-	-	-	-	-
Carvana 2022	38	UNSAT	2.29	28.0	264	-	-	-	-	-	-	-	-
Carvana 2022	39	UNSAT	26.4	84.6	-	-	-	-	-	-	-	-	-
Carvana 2022	40	UNSAT	26.3	61.6	-	-	-	-	-	-	-	-	-
Carvana 2022	41	?	-	-	-	-	-	-	-	-	-	-	-
Carvana 2022	42	?	-	-	-	-	-	-	-	-	-	-	-
Carvana 2022	43	UNSAT	7.60	-	-	-	-	-	-	-	-	-	-
Carvana 2022	44	UNSAT	7.53	-	-	-	-	-	-	-	-	-	-
Carvana 2022	45	?	-	-	-	-	-	-	-	-	-	-	-
Carvana 2022	46	UNSAT	8.73	-	-	-	-	-	-	-	-	-	-
Carvana 2022	47	?	-	-	-	-	-	-	-	-	-	-	-
Carvana 2022	48	?	-	-	-	-	-	-	-	-	-	-	-
Carvana 2022	49	UNSAT	26.1	52.9	-	-	-	-	-	-	-	-	-
Carvana 2022	50	?	-	-	-	-	-	-	-	-	-	-	-
Carvana 2022	51	UNSAT	26.1	62.6	-	-	-	-	-	-	-	-	-
Carvana 2022	52	UNSAT	8.64	-	-	-	-	-	-	-	-	-	-
Carvana 2022	53	UNSAT	26.8	-	-	-	-	-	-	-	-	-	-
Carvana 2022	54	?	-	-	-	-	-	-	-	-	-	-	-
Carvana 2022	55	UNSAT	26.9	170	-	-	-	-	-	-	-	-	-
Carvana 2022	56	?	-	-	-	-	-	-	-	-	-	-	-
Carvana 2022	57	?	-	-	-	-	-	-	-	-	-	-	-
Carvana 2022	58	?	-	-	-	-	-	-	-	-	-	-	-
Carvana 2022	59	UNSAT	7.75	-	-	-	-	-	-	-	-	-	-
Carvana 2022	60	UNSAT	26.1	40.8	272	-	-	-	-	-	-	-	-
Carvana 2022	61	UNSAT	31.2	78.6	-	-	-	-	-	-	-	-	-
Carvana 2022	62	UNSAT	26.2	52.9	-	-	-	-	-	-	-	-	-
Carvana 2022	63	UNSAT	7.67	-	-	-	-	-	-	-	-	-	-
Carvana 2022	64	UNSAT	26.2	171	-	-	-	-	-	-	-	-	-

Table 27: Instance Runtimes. Fastest times are blue. Second fastest are green. Penalties are red crosses (X).

Category	Id	Result	α, β -C	MnB	Verin	nmen	CGD	Pereg	Marab	Debon	FastBaT	Verap	Averi
Carvana 2022	65	?	-	-	-	-	-	-	-	-	-	-	-
Carvana 2022	66	?	-	-	-	-	-	-	-	-	-	-	-
Carvana 2022	67	UNSAT	25.9	31.8	257	-	-	-	-	-	-	-	-
Carvana 2022	68	UNSAT	6.19	-	-	-	-	-	-	-	-	-	-
Carvana 2022	69	UNSAT	8.68	-	-	-	-	-	-	-	-	-	-
Carvana 2022	70	?	-	-	-	-	-	-	-	-	-	-	-
Carvana 2022	71	UNSAT	8.53	-	-	-	-	-	-	-	-	-	-
Cifar100 Tiny	0	UNSAT	8.88	30.4	12.8	-	32.7	-	-	-	-	-	-
Cifar100 Tiny	1	UNSAT	12.9	64.1	-	-	32.3	-	-	-	-	-	-
Cifar100 Tiny	2	UNSAT	-	-	-	-	32.7	-	-	-	-	-	-
Cifar100 Tiny	3	UNSAT	13.2	52.1	-	-	31.7	-	-	-	-	-	-
Cifar100 Tiny	4	UNSAT	-	-	-	-	31.8	-	-	-	-	-	-
Cifar100 Tiny	5	UNSAT	-	-	-	-	32.9	-	-	-	-	-	-
Cifar100 Tiny	6	UNSAT	-	-	-	-	32.3	-	-	-	-	-	-
Cifar100 Tiny	7	UNSAT	13.0	51.1	-	-	34.5	-	-	-	-	-	-
Cifar100 Tiny	8	UNSAT	26.1	-	-	-	34.3	-	-	-	-	-	-
Cifar100 Tiny	9	UNSAT	-	-	-	-	32.9	-	-	-	-	-	-
Cifar100 Tiny	10	UNSAT	-	-	-	-	38.4	-	-	-	-	-	-
Cifar100 Tiny	11	UNSAT	-	-	-	-	34.2	-	-	-	-	-	-
Cifar100 Tiny	12	UNSAT	-	-	-	-	35.4	-	-	-	-	-	-
Cifar100 Tiny	13	UNSAT	9.82	31.4	65.4	-	35.9	-	-	-	-	-	-
Cifar100 Tiny	14	UNSAT	9.02	29.1	12.7	-	37.1	-	-	-	-	-	-
Cifar100 Tiny	15	UNSAT	9.57	31.0	22.0	-	34.5	-	-	-	-	-	-
Cifar100 Tiny	16	UNSAT	9.17	23.0	14.6	-	35.0	-	-	-	-	-	-
Cifar100 Tiny	17	UNSAT	14.7	138	-	-	35.4	-	-	-	-	-	-
Cifar100 Tiny	18	UNSAT	9.14	27.6	19.9	-	35.0	-	-	-	-	-	-
Cifar100 Tiny	19	UNSAT	24.7	-	-	-	36.5	-	-	-	-	-	-
Cifar100 Tiny	20	UNSAT	9.32	19.8	15.9	-	35.5	-	-	-	-	-	-
Cifar100 Tiny	21	UNSAT	12.1	81.5	-	-	35.0	-	-	-	-	-	-
Cifar100 Tiny	22	UNSAT	9.96	52.2	73.1	-	35.3	-	-	-	-	-	-
Cifar100 Tiny	23	UNSAT	10.4	45.5	100	-	35.4	-	-	-	-	-	-
Cifar100 Tiny	24	UNSAT	-	-	-	-	35.5	-	-	-	-	-	-
Cifar100 Tiny	25	UNSAT	9.08	23.3	8.58	-	36.6	-	-	-	-	-	-
Cifar100 Tiny	26	UNSAT	11.7	69.1	-	-	36.0	-	-	-	-	-	-
Cifar100 Tiny	27	UNSAT	-	-	-	-	36.5	-	-	-	-	-	-
Cifar100 Tiny	28	UNSAT	9.94	35.0	50.6	-	35.2	-	-	-	-	-	-
Cifar100 Tiny	29	UNSAT	10.0	37.4	54.0	-	36.5	-	-	-	-	-	-
Cifar100 Tiny	30	UNSAT	6.16	8.09	4.01	-	37.4	-	-	-	-	-	-
Cifar100 Tiny	31	UNSAT	13.9	173	-	-	35.1	-	-	-	-	-	-
Cifar100 Tiny	32	UNSAT	9.02	25.7	20.2	-	38.7	-	-	-	-	-	-
Cifar100 Tiny	33	UNSAT	10.1	35.5	71.1	-	35.2	-	-	-	-	-	-
Cifar100 Tiny	34	UNSAT	11.8	14.6	15.7	-	47.7	-	-	-	-	-	-
Cifar100 Tiny	35	UNSAT	53.4	-	-	-	48.8	-	-	-	-	-	-
Cifar100 Tiny	36	UNSAT	12.3	12.4	13.2	-	48.5	-	-	-	-	-	-
Cifar100 Tiny	37	UNSAT	13.1	11.7	12.8	-	47.8	-	-	-	-	-	-
Cifar100 Tiny	38	UNSAT	27.5	-	-	-	49.3	-	-	-	-	-	-
Cifar100 Tiny	39	UNSAT	4.86	6.56	4.63	-	48.2	-	-	-	-	-	-
Cifar100 Tiny	40	UNSAT	12.7	24.8	128	-	48.2	-	-	-	-	-	-
Cifar100 Tiny	41	UNSAT	13.1	43.7	-	-	49.4	-	-	-	-	-	-
Cifar100 Tiny	42	UNSAT	11.1	16.3	12.9	-	48.2	-	-	-	-	-	-
Cifar100 Tiny	43	UNSAT	4.61	6.67	4.70	-	48.6	-	-	-	-	-	-
Cifar100 Tiny	44	UNSAT	-	-	-	-	49.5	-	-	-	-	-	-
Cifar100 Tiny	45	UNSAT	12.2	19.6	30.0	-	47.7	-	-	-	-	-	-
Cifar100 Tiny	46	UNSAT	38.8	-	-	-	50.3	-	-	-	-	-	-
Cifar100 Tiny	47	UNSAT	13.8	76.9	-	-	48.1	-	-	-	-	-	-
Cifar100 Tiny	48	UNSAT	-	-	-	-	48.4	-	-	-	-	-	-
Cifar100 Tiny	49	UNSAT	11.7	22.1	14.2	-	49.2	-	-	-	-	-	-
Cifar100 Tiny	50	UNSAT	6.57	6.70	4.79	-	48.2	-	-	-	-	-	-
Cifar100 Tiny	51	UNSAT	12.0	14.1	18.7	-	48.1	-	-	-	-	-	-
Cifar100 Tiny	52	UNSAT	-	-	-	-	48.7	-	-	-	-	-	-
Cifar100 Tiny	53	UNSAT	10.6	20.1	17.7	-	48.1	-	-	-	-	-	-
Cifar100 Tiny	54	UNSAT	11.6	26.5	192	-	49.2	-	-	-	-	-	-
Cifar100 Tiny	55	UNSAT	10.7	8.68	10.9	-	50.9	-	-	-	-	-	-
Cifar100 Tiny	56	UNSAT	11.3	11.0	12.2	-	47.9	-	-	-	-	-	-
Cifar100 Tiny	57	UNSAT	11.6	22.3	86.6	-	48.4	-	-	-	-	-	-
Cifar100 Tiny	58	UNSAT	9.55	24.1	25.5	-	38.1	-	-	-	-	-	-
Cifar100 Tiny	59	UNSAT	9.72	14.0	14.5	-	38.4	-	-	-	-	-	-
Cifar100 Tiny	60	UNSAT	-	-	-	-	37.9	-	-	-	-	-	-

Table 27: Instance Runtimes. Fastest times are blue. Second fastest are green. Penalties are red crosses (X).

Category	Id	Result	α, β -C	MnB	Verin	nmen	CGD	Pereg	Marab	Debon	FastBaT	Verap	Averi
Cifar100 Tiny	61	UNSAT	-	-	-	-	38.3	-	-	-	-	-	-
Cifar100 Tiny	62	UNSAT	-	-	-	-	38.3	-	-	-	-	-	-
Cifar100 Tiny	63	UNSAT	10.9	36.3	115	-	38.3	-	-	-	-	-	-
Cifar100 Tiny	64	UNSAT	10.0	14.3	13.1	-	40.6	-	-	-	-	-	-
Cifar100 Tiny	65	UNSAT	10.2	28.6	59.7	-	38.5	-	-	-	-	-	-
Cifar100 Tiny	66	UNSAT	-	-	-	-	38.1	-	-	-	-	-	-
Cifar100 Tiny	67	UNSAT	9.72	22.0	16.6	-	38.6	-	-	-	-	-	-
Cifar100 Tiny	68	UNSAT	5.95	6.52	4.27	-	38.2	-	-	-	-	-	-
Cifar100 Tiny	69	UNSAT	-	-	-	-	41.0	-	-	-	-	-	-
Cifar100 Tiny	70	UNSAT	-	-	-	-	38.6	-	-	-	-	-	-
Cifar100 Tiny	71	UNSAT	46.9	-	-	-	38.7	-	-	-	-	-	-
Cifar100 Tiny	72	UNSAT	11.1	32.4	101	-	37.8	-	-	-	-	-	-
Cifar100 Tiny	73	UNSAT	-	-	-	-	40.0	-	-	-	-	-	-
Cifar100 Tiny	74	UNSAT	-	-	-	-	109	-	-	-	-	-	-
Cifar100 Tiny	75	UNSAT	11.7	7.26	11.5	-	106	-	-	-	-	-	-
Cifar100 Tiny	76	UNSAT	16.2	81.8	-	-	106	-	-	-	-	-	-
Cifar100 Tiny	77	UNSAT	16.9	62.9	-	-	106	-	-	-	-	-	-
Cifar100 Tiny	78	UNSAT	4.82	7.91	12.3	-	107	-	-	-	-	-	-
Cifar100 Tiny	79	UNSAT	13.5	16.1	53.1	-	105	-	-	-	-	-	-
Cifar100 Tiny	80	UNSAT	13.7	22.4	76.8	-	105	-	-	-	-	-	-
Cifar100 Tiny	81	UNSAT	12.9	9.24	13.5	-	106	-	-	-	-	-	-
Cifar100 Tiny	82	UNSAT	-	1.46	5.44	-	X	-	-	-	-	-	-
Cifar100 Tiny	83	UNSAT	14.4	29.3	-	-	107	-	-	-	-	-	-
Cifar100 Tiny	84	UNSAT	-	1.15	4.69	-	X	-	-	-	-	-	-
Cifar100 Tiny	85	UNSAT	-	-	-	-	109	-	-	-	-	-	-
Cifar100 Tiny	86	UNSAT	12.8	21.3	43.8	-	106	-	-	-	-	-	-
Cifar100 Tiny	87	UNSAT	-	1.57	4.86	-	X	-	-	-	-	-	-
Cifar100 Tiny	88	UNSAT	-	-	-	-	104	-	-	-	-	-	-
Cifar100 Tiny	89	UNSAT	-	-	-	-	100	-	-	-	-	-	-
Cifar100 Tiny	90	UNSAT	25.9	-	-	-	98.9	-	-	-	-	-	-
Cifar100 Tiny	91	UNSAT	-	-	-	-	102	-	-	-	-	-	-
Cifar100 Tiny	92	UNSAT	11.2	12.1	15.8	-	107	-	-	-	-	-	-
Cifar100 Tiny	93	UNSAT	11.9	17.5	18.1	-	106	-	-	-	-	-	-
Cifar100 Tiny	94	UNSAT	20.5	-	-	-	106	-	-	-	-	-	-
Cifar100 Tiny	95	UNSAT	13.1	10.5	11.8	-	100	-	-	-	-	-	-
Cifar100 Tiny	96	UNSAT	-	-	-	-	103	-	-	-	-	-	-
Cifar100 Tiny	97	UNSAT	55.0	-	-	-	105	-	-	-	-	-	-
Cifar Biasfield	0	UNSAT	4.88	33.6	4.65	-	3.20	-	115	-	-	5.23	-
Cifar Biasfield	1	UNSAT	6.18	-	5.53	-	3.29	-	114	-	-	5.04	-
Cifar Biasfield	2	UNSAT	3.97	6.52	4.47	-	3.25	-	115	-	-	5.21	-
Cifar Biasfield	3	UNSAT	6.30	-	5.97	-	3.66	-	-	-	-	5.12	-
Cifar Biasfield	4	UNSAT	19.6	-	16.8	-	3.24	-	-	-	-	5.08	-
Cifar Biasfield	5	UNSAT	5.63	-	5.63	-	3.40	-	-	-	-	5.10	-
Cifar Biasfield	6	UNSAT	3.43	1.23	3.88	-	3.35	-	-	-	-	5.07	-
Cifar Biasfield	7	UNSAT	8.21	-	8.06	-	3.61	-	115	-	-	5.47	-
Cifar Biasfield	8	UNSAT	0.52	1.19	4.30	-	X	-	-	-	-	X	-
Cifar Biasfield	9	UNSAT	6.06	151	5.10	-	3.08	-	115	-	-	12.8	-
Cifar Biasfield	10	UNSAT	8.96	-	8.81	-	3.50	-	-	-	-	12.4	-
Cifar Biasfield	11	UNSAT	5.33	-	4.67	-	3.28	-	-	-	-	14.2	-
Cifar Biasfield	12	UNSAT	150	-	72.8	-	3.38	-	-	-	-	12.7	-
Cifar Biasfield	13	UNSAT	3.42	1.41	3.83	-	3.54	-	117	-	-	12.6	-
Cifar Biasfield	14	UNSAT	9.42	-	11.7	-	3.62	-	-	-	-	12.6	-
Cifar Biasfield	15	UNSAT	3.41	1.18	3.84	2.76	3.48	-	-	-	-	14.7	-
Cifar Biasfield	16	UNSAT	7.66	-	7.19	-	3.59	-	-	-	-	12.6	-
Cifar Biasfield	17	UNSAT	3.40	1.16	3.80	-	3.58	-	-	-	-	10.8	-
Cifar Biasfield	18	UNSAT	3.96	6.32	4.38	-	3.49	-	-	-	-	5.14	-
Cifar Biasfield	19	UNSAT	-	-	-	-	3.25	-	-	-	-	4.94	-
Cifar Biasfield	20	UNSAT	39.3	-	26.5	-	3.29	-	-	-	-	4.83	-
Cifar Biasfield	21	UNSAT	61.1	-	60.5	-	3.52	-	117	-	-	5.06	-
Cifar Biasfield	22	UNSAT	3.62	25.0	4.35	-	3.31	-	-	-	-	5.02	-
Cifar Biasfield	23	UNSAT	-	-	-	-	3.33	-	-	-	-	5.24	-
Cifar Biasfield	24	UNSAT	3.37	1.15	3.86	-	3.46	-	118	-	-	5.15	-
Cifar Biasfield	25	UNSAT	4.66	31.2	4.55	-	3.32	-	116	-	-	5.05	-
Cifar Biasfield	26	UNSAT	3.40	1.19	3.78	-	3.13	-	117	-	-	5.10	-
Cifar Biasfield	27	UNSAT	4.33	153	4.37	-	3.58	-	116	-	-	5.13	-
Cifar Biasfield	28	UNSAT	5.55	80.3	4.85	-	3.62	-	-	-	-	4.94	-
Cifar Biasfield	29	UNSAT	104	-	53.1	-	3.39	-	-	-	-	5.17	-
Cifar Biasfield	30	UNSAT	4.18	44.1	4.52	-	3.48	-	-	-	-	9.87	-

Table 27: Instance Runtimes. Fastest times are blue. Second fastest are green. Penalties are red crosses (X).

Category	Id	Result	α, β -C	MnB	Verin	nmen	CGD	Pereg	Marab	Debon	FastBaT	Verap	Averi
Cifar Biasfield	31	UNSAT	6.18	-	6.61	-	3.44	-	-	-	-	12.8	-
Cifar Biasfield	32	UNSAT	3.40	1.21	3.86	-	3.49	-	116	-	-	12.8	-
Cifar Biasfield	33	UNSAT	3.79	41.9	4.81	-	3.42	-	-	-	-	13.1	-
Cifar Biasfield	34	UNSAT	3.40	1.20	3.89	-	3.46	-	-	-	-	14.8	-
Cifar Biasfield	35	UNSAT	4.88	42.2	4.64	-	3.38	-	-	-	-	12.9	-
Cifar Biasfield	36	UNSAT	6.22	-	5.42	-	3.53	-	-	-	-	12.6	-
Cifar Biasfield	37	UNSAT	5.73	62.7	4.84	-	3.34	-	116	-	-	14.7	-
Cifar Biasfield	38	UNSAT	4.35	7.38	4.40	-	3.41	-	-	-	-	12.8	-
Cifar Biasfield	39	UNSAT	24.9	-	19.9	-	3.08	-	-	-	-	12.6	-
Cifar Biasfield	40	UNSAT	3.43	0.93	3.90	-	3.30	-	-	-	-	7.18	-
Cifar Biasfield	41	UNSAT	3.42	1.15	3.85	-	3.35	-	117	-	-	4.97	-
Cifar Biasfield	42	UNSAT	5.51	-	5.45	-	3.59	-	116	-	-	4.79	-
Cifar Biasfield	43	UNSAT	3.63	-	4.28	-	3.37	-	116	-	-	5.11	-
Cifar Biasfield	44	UNSAT	4.89	-	6.16	-	3.32	-	117	-	-	5.05	-
Cifar Biasfield	45	UNSAT	3.69	45.8	4.44	-	3.35	-	-	-	-	5.08	-
Cifar Biasfield	46	UNSAT	3.42	1.20	3.83	-	3.65	-	116	-	-	5.00	-
Cifar Biasfield	47	UNSAT	3.40	1.31	3.85	-	3.69	-	116	-	-	5.29	-
Cifar Biasfield	48	UNSAT	5.23	-	5.00	-	3.52	-	116	-	-	5.12	-
Cifar Biasfield	49	UNSAT	4.57	7.05	4.42	-	3.60	-	117	-	-	5.01	-
Cifar Biasfield	50	UNSAT	59.7	-	62.4	-	3.11	-	-	-	-	5.23	-
Cifar Biasfield	51	UNSAT	72.1	-	88.6	-	3.12	-	-	-	-	5.31	-
Cifar Biasfield	52	UNSAT	4.58	9.97	4.38	-	3.48	-	117	-	-	5.30	-
Cifar Biasfield	53	UNSAT	3.96	42.7	4.43	-	3.29	-	115	-	-	13.6	-
Cifar Biasfield	54	UNSAT	6.32	-	5.72	-	3.36	-	-	-	-	12.4	-
Cifar Biasfield	55	UNSAT	6.85	-	7.10	-	3.26	-	117	-	-	13.0	-
Cifar Biasfield	56	UNSAT	3.41	1.39	3.86	3.74	3.43	-	-	-	-	15.0	-
Cifar Biasfield	57	UNSAT	4.52	25.7	4.44	-	3.47	-	108	-	-	12.7	-
Cifar Biasfield	58	UNSAT	19.7	-	30.9	-	3.28	-	-	-	-	12.6	-
Cifar Biasfield	59	UNSAT	5.22	-	5.21	-	3.19	-	-	-	-	12.5	-
Cifar Biasfield	60	UNSAT	8.25	-	7.31	-	3.17	-	-	-	-	14.5	-
Cifar Biasfield	61	UNSAT	3.41	1.06	3.81	2.47	3.26	-	117	-	-	13.0	-
Cifar Biasfield	62	UNSAT	257	-	109	-	3.43	-	-	-	-	11.1	-
Cifar Biasfield	63	UNSAT	6.12	-	4.87	-	3.26	-	-	-	-	4.73	-
Cifar Biasfield	64	UNSAT	6.49	-	5.50	-	3.53	-	-	-	-	4.77	-
Cifar Biasfield	65	UNSAT	3.43	1.18	3.80	-	3.49	-	-	-	-	4.99	-
Cifar Biasfield	66	UNSAT	3.66	32.9	4.30	-	3.42	-	-	-	-	5.20	-
Cifar Biasfield	67	UNSAT	3.42	1.14	3.83	3.12	3.33	-	-	-	-	4.98	-
Cifar Biasfield	68	UNSAT	14.4	-	15.2	-	3.27	-	-	-	-	5.07	-
Cifar Biasfield	69	UNSAT	4.59	7.88	4.45	-	3.56	-	-	-	-	5.07	-
Cifar Biasfield	70	UNSAT	8.59	-	10.8	-	3.32	-	115	-	-	4.88	-
Cifar Biasfield	71	UNSAT	10.4	-	10.0	-	3.38	-	-	-	-	4.94	-
Collins Rul Cnn	0	SAT	0.05	0.26	3.56	0.54	0.14	2.79	-	-	-	-	-
Collins Rul Cnn	1	SAT	0.05	0.24	3.56	0.49	0.22	2.82	-	-	-	-	-
Collins Rul Cnn	2	SAT	0.05	0.28	3.65	0.61	0.21	2.85	-	-	-	-	-
Collins Rul Cnn	3	SAT	0.05	0.28	3.58	0.60	0.19	2.84	-	-	-	-	-
Collins Rul Cnn	4	UNSAT	1.14	0.15	3.54	0.28	X	13.6	-	-	-	-	-
Collins Rul Cnn	5	UNSAT	1.13	0.33	3.59	0.28	-	13.6	-	-	-	-	-
Collins Rul Cnn	6	UNSAT	1.11	0.26	3.59	0.29	X	13.7	-	-	-	-	-
Collins Rul Cnn	7	SAT	0.05	0.26	3.62	0.63	0.19	2.83	-	-	-	-	-
Collins Rul Cnn	8	SAT	0.03	0.22	3.57	0.58	0.19	2.85	-	-	-	-	-
Collins Rul Cnn	9	SAT	0.04	0.26	3.60	0.53	0.18	2.85	-	-	-	-	-
Collins Rul Cnn	10	UNSAT	1.12	0.26	3.63	0.33	X	13.6	-	-	-	-	-
Collins Rul Cnn	11	SAT	0.03	0.29	3.60	0.70	0.19	2.86	-	-	-	-	-
Collins Rul Cnn	12	SAT	0.02	0.32	3.58	0.67	0.18	2.82	-	-	-	-	-
Collins Rul Cnn	13	SAT	0.04	0.11	3.61	0.73	0.18	2.89	-	-	-	-	-
Collins Rul Cnn	14	UNSAT	1.12	0.28	3.61	0.32	-	13.9	-	-	-	-	-
Collins Rul Cnn	15	SAT	0.04	0.36	3.64	0.55	0.18	2.84	-	-	-	-	-
Collins Rul Cnn	16	SAT	0.02	0.33	3.54	0.69	0.21	2.81	-	-	-	-	-
Collins Rul Cnn	17	UNSAT	1.13	0.26	3.60	0.27	X	13.6	-	-	-	-	-
Collins Rul Cnn	18	SAT	<0.01	0.28	3.60	0.53	0.23	2.86	-	-	-	-	-
Collins Rul Cnn	19	SAT	0.01	203	3.71	1.12	0.21	2.84	-	-	-	-	-
Collins Rul Cnn	20	SAT*	X	-	-	-	4.45	-	-	-	-	-	-
Collins Rul Cnn	21	UNSAT	1.15	2.15	3.60	0.94	X	-	-	-	-	-	-
Collins Rul Cnn	22	SAT	0.05	0.20	3.62	0.59	0.20	5.18	-	-	-	-	-
Collins Rul Cnn	23	SAT	0.05	0.23	3.58	0.60	0.19	5.31	-	-	-	-	-
Collins Rul Cnn	24	SAT	0.04	0.23	3.62	0.62	0.19	5.32	-	-	-	-	-
Collins Rul Cnn	25	SAT	0.02	0.24	3.60	0.64	0.21	5.39	-	-	-	-	-
Collins Rul Cnn	26	UNSAT	1.13	0.03	3.55	0.23	X	35.4	-	-	-	-	-

Table 27: Instance Runtimes. Fastest times are blue. Second fastest are green. Penalties are red crosses (X).

Category	Id	Result	α, β -C	MnB	Verin	nmen	CGD	Pereg	Marab	Debon	FastBaT	Verap	Averi
Collins Rul Cnn	27	UNSAT	1.12	0.29	3.60	0.31	-	35.2	-	-	-	-	-
Collins Rul Cnn	28	UNSAT	1.13	0.18	3.65	0.28	X	35.6	-	-	-	-	-
Collins Rul Cnn	29	SAT	0.03	0.34	3.55	0.64	0.19	5.18	-	-	-	-	-
Collins Rul Cnn	30	SAT	0.03	0.26	3.50	0.70	0.18	5.16	-	-	-	-	-
Collins Rul Cnn	31	SAT	0.02	0.34	3.59	0.70	0.17	5.18	-	-	-	-	-
Collins Rul Cnn	32	UNSAT	1.12	0.26	3.58	0.29	X	35.6	-	-	-	-	-
Collins Rul Cnn	33	SAT	<0.01	0.31	3.59	0.65	0.18	5.23	-	-	-	-	-
Collins Rul Cnn	34	SAT	0.02	0.25	3.57	0.61	0.22	5.16	-	-	-	-	-
Collins Rul Cnn	35	SAT	0.41	0.33	3.62	0.59	0.18	5.57	-	-	-	-	-
Collins Rul Cnn	36	UNSAT	1.14	0.30	3.55	0.37	-	35.8	-	-	-	-	-
Collins Rul Cnn	37	SAT	0.02	0.28	3.59	0.76	0.20	5.15	-	-	-	-	-
Collins Rul Cnn	38	SAT	0.03	0.25	3.55	0.59	0.19	5.08	-	-	-	-	-
Collins Rul Cnn	39	UNSAT	1.13	0.24	3.58	0.30	X	35.4	-	-	-	-	-
Collins Rul Cnn	40	SAT	0.05	0.29	3.60	0.67	0.19	5.16	-	-	-	-	-
Collins Rul Cnn	41	UNSAT	10.1	2.05	-	3.94	X	-	-	-	-	-	-
Collins Rul Cnn	42	UNSAT	0.63	1.71	-	2.68	X	-	-	-	-	-	-
Collins Rul Cnn	43	SAT	0.03	0.36	3.61	0.55	0.28	23.8	-	-	-	-	-
Collins Rul Cnn	44	SAT	0.02	0.30	3.60	0.57	0.28	23.6	-	-	-	-	-
Collins Rul Cnn	45	SAT	0.02	0.28	3.63	0.71	0.28	23.8	-	-	-	-	-
Collins Rul Cnn	46	UNSAT	1.28	0.31	3.55	0.60	X	125	-	-	-	-	-
Collins Rul Cnn	47	UNSAT	1.28	0.25	3.65	0.78	X	-	-	-	-	-	-
Collins Rul Cnn	48	SAT	0.03	0.29	3.61	0.64	0.28	23.8	-	-	-	-	-
Collins Rul Cnn	49	SAT	0.04	0.18	3.62	0.69	0.32	23.6	-	-	-	-	-
Collins Rul Cnn	50	SAT	0.03	0.34	3.63	0.65	0.28	23.6	-	-	-	-	-
Collins Rul Cnn	51	SAT	0.04	0.21	3.60	0.85	0.28	23.8	-	-	-	-	-
Collins Rul Cnn	52	SAT	0.03	0.27	3.62	0.56	0.28	23.7	-	-	-	-	-
Collins Rul Cnn	53	UNSAT	1.28	0.38	3.53	0.57	X	127	-	-	-	-	-
Collins Rul Cnn	54	SAT	0.04	0.27	3.57	0.59	0.28	23.8	-	-	-	-	-
Collins Rul Cnn	55	SAT	0.02	0.33	3.62	0.65	0.27	23.6	-	-	-	-	-
Collins Rul Cnn	56	SAT	0.06	0.33	3.58	0.65	0.28	23.6	-	-	-	-	-
Collins Rul Cnn	57	SAT	0.03	0.29	3.57	0.63	0.28	23.3	-	-	-	-	-
Collins Rul Cnn	58	SAT	0.10	-	3.72	3.99	0.26	23.7	-	-	-	-	-
Collins Rul Cnn	59	SAT	0.05	0.28	3.58	0.54	0.27	23.7	-	-	-	-	-
Collins Rul Cnn	60	SAT	0.05	0.10	3.62	0.76	0.28	23.8	-	-	-	-	-
Collins Rul Cnn	61	UNSAT	-	0.33	3.65	0.63	X	-	-	-	-	-	-
Mnist Fc	0	UNSAT	0.54	0.22	0.83	0.39	7.84	9.64	4.51	12.1	-	0.17	-
Mnist Fc	1	UNSAT	0.36	0.31	1.05	6.43	-	1.65	4.41	0.19	-	X	-
Mnist Fc	2	UNSAT	2.59	0.25	0.99	2.13	X	9.00	4.56	0.19	-	X	-
Mnist Fc	3	UNSAT	0.55	0.17	0.84	0.38	8.86	0.63	4.51	0.18	-	0.03	-
Mnist Fc	4	UNSAT	0.56	3.03	1.04	0.37	8.31	9.73	7.87	0.67	-	0.03	-
Mnist Fc	5	UNSAT	0.56	0.05	0.88	0.38	7.95	4.59	3.96	12.2	-	0.03	-
Mnist Fc	6	UNSAT	2.97	15.7	2.99	12.1	-	-	13.0	96.0	-	<0.01	-
Mnist Fc	7	UNSAT	0.85	0.28	0.87	0.38	8.08	0.64	4.51	0.19	-	0.07	-
Mnist Fc	8	UNSAT	2.99	4.04	0.95	1.80	7.56	3.75	8.02	12.4	-	0.04	-
Mnist Fc	9	UNSAT	0.54	0.25	0.79	0.37	8.03	9.83	4.06	0.15	-	0.07	-
Mnist Fc	10	UNSAT	0.54	0.26	0.90	0.40	7.79	3.42	4.26	0.17	-	0.03	-
Mnist Fc	11	UNSAT	0.53	0.21	0.87	0.37	7.76	0.64	4.21	0.16	-	0.04	-
Mnist Fc	12	SAT	0.04	0.14	0.95	0.37	-	0.66	3.96	0.19	-	<0.01	-
Mnist Fc	13	UNSAT	0.53	0.30	0.83	0.38	8.63	0.66	4.20	0.19	-	0.02	-
Mnist Fc	14	UNSAT	0.53	0.32	0.86	0.40	7.99	0.64	4.46	0.18	-	0.04	-
Mnist Fc	15	UNSAT	4.70	0.20	1.30	1.34	X	1.89	4.66	0.29	-	-	-
Mnist Fc	16	SAT	0.37	0.27	0.95	1.54	0.22	2.00	4.81	0.17	-	-	-
Mnist Fc	17	SAT	0.36	0.04	1.32	1.39	1.85	1.93	4.52	0.20	-	-	-
Mnist Fc	18	UNSAT	0.56	2.84	1.03	0.82	7.99	9.76	4.31	12.4	-	-	-
Mnist Fc	19	UNSAT	0.38	0.25	1.48	40.7	X	1.78	6.07	0.28	-	-	-
Mnist Fc	20	SAT	0.37	0.21	1.06	8.01	2.48	1.73	4.67	0.19	-	-	-
Mnist Fc	21	SAT	0.38	0.26	1.01	31.4	-	2.01	4.11	0.30	-	-	-
Mnist Fc	22	UNSAT	0.53	0.27	0.88	0.79	8.24	8.69	4.06	12.2	-	-	-
Mnist Fc	23	SAT	0.38	0.20	0.89	1.39	-	2.00	4.31	0.18	-	-	-
Mnist Fc	24	UNSAT	2.55	10.1	1.64	4.19	8.17	20.5	8.82	1.92	-	-	-
Mnist Fc	25	UNSAT	3.13	16.9	3.96	18.2	7.61	-	11.6	85.2	-	-	-
Mnist Fc	26	UNSAT	2.66	9.08	1.51	2.84	-	-	8.58	22.0	-	-	-
Mnist Fc	27	SAT	0.03	0.21	0.93	0.39	-	0.64	4.41	0.20	-	0.05	-
Mnist Fc	28	UNSAT	0.58	2.80	1.22	0.86	8.57	11.8	4.81	1.47	-	-	-
Mnist Fc	29	UNSAT	2.44	3.07	1.17	2.79	7.63	-	7.93	13.3	-	-	-
Mnist Fc	30	UNSAT	0.94	0.25	0.88	0.38	8.32	14.0	6.97	0.17	-	0.10	-
Mnist Fc	31	UNSAT	0.09	0.29	1.15	-	-	-	18.6	0.28	-	X	-
Mnist Fc	32	UNSAT	0.71	108	1.49	4.07	8.24	169	16.3	13.2	-	0.09	-

Table 27: Instance Runtimes. Fastest times are blue. Second fastest are green. Penalties are red crosses (X).

Category	Id	Result	α, β -C	MnB	Verin	nnen	CGD	Pereg	Marab	Debon	FastBaT	Verap	Averi
Mnist Fc	33	UNSAT	0.93	0.28	0.95	0.39	7.74	14.5	6.11	0.20	-	0.11	-
Mnist Fc	34	UNSAT	0.63	112	0.96	3.77	8.35	79.2	6.46	12.7	-	0.14	-
Mnist Fc	35	UNSAT	0.62	0.26	0.87	0.39	8.15	14.3	6.36	0.21	-	0.13	-
Mnist Fc	36	UNSAT	112	-	-	-	8.23	-	-	-	-	0.13	-
Mnist Fc	37	UNSAT	0.64	0.25	0.92	2.54	7.71	39.9	6.72	1.52	-	0.15	-
Mnist Fc	38	UNSAT	13.0	131	14.0	50.0	8.40	-	-	263	-	0.19	-
Mnist Fc	39	UNSAT	0.63	0.28	0.98	3.19	8.49	28.9	6.67	12.4	-	0.12	-
Mnist Fc	40	UNSAT	0.64	0.16	0.89	0.39	7.97	13.9	6.37	0.21	-	0.12	-
Mnist Fc	41	UNSAT	0.63	0.24	0.91	0.38	7.61	10.8	6.32	0.20	-	0.14	-
Mnist Fc	42	UNSAT	0.63	0.22	0.89	2.54	-	64.1	6.72	12.4	-	0.16	-
Mnist Fc	43	UNSAT	0.61	0.26	0.86	0.43	7.65	14.2	6.42	12.5	-	0.09	-
Mnist Fc	44	UNSAT	0.92	0.25	0.89	0.38	7.68	13.7	6.07	0.19	-	0.12	-
Mnist Fc	45	UNSAT	38.9	164	62.2	-	7.76	-	-	-	-	-	-
Mnist Fc	46	SAT	0.11	0.28	1.03	-	-	-	17.2	0.17	-	-	-
Mnist Fc	47	UNSAT	-	-	-	-	7.98	-	-	-	-	-	-
Mnist Fc	48	UNSAT	14.2	58.2	6.57	15.7	8.39	-	25.8	16.5	-	-	-
Mnist Fc	49	UNSAT	105	-	-	-	7.98	-	-	-	-	-	-
Mnist Fc	50	UNSAT	38.0	124	39.8	270	7.84	-	-	-	-	-	-
Mnist Fc	51	UNSAT	0.10	0.26	1.84	-	X	-	52.9	0.32	-	-	-
Mnist Fc	52	UNSAT	57.8	-	-	-	7.83	-	-	-	-	-	-
Mnist Fc	53	UNSAT	0.13	0.27	1.01	-	X	-	-	0.38	-	-	-
Mnist Fc	54	UNSAT	122	-	-	-	8.53	-	-	-	-	-	-
Mnist Fc	55	UNSAT	47.3	202	-	-	8.21	-	-	-	-	-	-
Mnist Fc	56	UNSAT	19.6	122	10.7	134	7.99	-	285	215	-	-	-
Mnist Fc	57	UNSAT	68.1	-	-	-	-	-	-	-	-	-	-
Mnist Fc	58	UNSAT	54.9	188	17.1	-	8.09	-	-	116	-	-	-
Mnist Fc	59	UNSAT	20.0	123	10.8	55.9	7.64	-	-	41.1	-	-	-
Mnist Fc	60	UNSAT	0.70	0.31	0.94	0.38	8.52	-	9.88	0.20	-	0.29	-
Mnist Fc	61	UNSAT	153	-	-	-	8.29	-	-	-	-	0.22	-
Mnist Fc	62	UNSAT	0.78	95.4	1.80	8.21	8.64	-	23.9	13.1	-	0.27	-
Mnist Fc	63	UNSAT	0.71	0.24	0.96	0.38	8.89	-	9.77	0.20	-	0.22	-
Mnist Fc	64	UNSAT	0.69	0.29	0.88	0.38	8.25	-	9.17	0.20	-	0.20	-
Mnist Fc	65	UNSAT	0.68	0.27	0.95	9.33	8.31	-	9.02	12.4	-	0.23	-
Mnist Fc	66	UNSAT	0.14	0.10	1.11	-	-	-	103	0.35	-	X	-
Mnist Fc	67	UNSAT	25.5	117	18.0	49.8	-	-	-	51.0	-	0.25	-
Mnist Fc	68	UNSAT	1.01	0.31	0.91	0.37	8.01	-	9.07	0.25	-	0.25	-
Mnist Fc	69	UNSAT	39.0	-	47.4	-	8.10	-	-	-	-	0.18	-
Mnist Fc	70	UNSAT	0.67	0.22	0.87	0.41	8.53	-	8.42	0.23	-	0.21	-
Mnist Fc	71	UNSAT	0.68	0.31	0.93	0.37	8.25	-	9.17	0.19	-	0.16	-
Mnist Fc	72	UNSAT	1.83	95.9	2.79	14.9	8.61	-	39.1	15.7	-	0.27	-
Mnist Fc	73	UNSAT	0.67	0.20	0.92	6.74	8.85	-	8.92	12.5	-	0.22	-
Mnist Fc	74	UNSAT	0.97	0.26	1.00	0.38	8.38	-	9.67	0.20	-	0.28	-
Mnist Fc	75	UNSAT	63.8	136	-	-	8.26	-	-	-	-	-	-
Mnist Fc	76	SAT	0.46	0.33	3.73	-	-	-	-	90.6	-	-	-
Mnist Fc	77	UNSAT	-	-	-	-	8.15	-	-	-	-	-	-
Mnist Fc	78	UNSAT	28.1	113	19.4	-	8.10	-	-	-	-	-	-
Mnist Fc	79	UNSAT	61.3	-	-	-	8.03	-	-	-	-	-	-
Mnist Fc	80	UNSAT	-	-	-	-	7.95	-	-	-	-	-	-
Mnist Fc	81	SAT	0.12	0.28	1.11	-	-	-	70.1	0.32	-	-	-
Mnist Fc	82	?	-	-	-	-	-	-	-	-	-	-	-
Mnist Fc	83	UNSAT	52.4	-	77.0	-	7.84	-	-	-	-	-	-
Mnist Fc	84	UNSAT	-	-	-	-	7.76	-	-	-	-	-	-
Mnist Fc	85	UNSAT	70.0	-	-	-	8.14	-	-	-	-	-	-
Mnist Fc	86	UNSAT	117	-	-	-	8.18	-	-	-	-	-	-
Mnist Fc	87	UNSAT	-	-	-	-	8.42	-	-	-	-	-	-
Mnist Fc	88	UNSAT	159	-	-	-	7.64	-	-	-	-	-	-
Mnist Fc	89	UNSAT	127	-	-	-	8.37	-	-	-	-	-	-
Nn4sys	0	UNSAT	0.30	1.04	0.13	<0.01	0.46	0.06	-	0.09	-	-	-
Nn4sys	1	UNSAT	0.28	1.02	0.15	<0.01	0.39	0.09	-	0.06	-	-	-
Nn4sys	2	UNSAT	0.28	1.12	0.16	0.32	-	0.11	-	-	-	-	-
Nn4sys	3	UNSAT	0.27	1.28	0.19	0.36	-	0.10	-	-	-	-	-
Nn4sys	4	UNSAT	0.28	1.12	0.18	0.66	-	0.09	-	-	-	-	-
Nn4sys	5	UNSAT	0.30	1.12	0.21	0.74	-	0.16	-	-	-	-	-
Nn4sys	6	UNSAT	0.28	1.16	0.17	0.98	-	0.10	-	-	-	-	-
Nn4sys	7	UNSAT	0.31	1.47	0.21	1.11	-	0.15	-	-	-	-	-
Nn4sys	8	UNSAT	0.29	1.25	0.16	1.29	-	0.11	-	-	-	-	-
Nn4sys	9	UNSAT	0.31	1.39	0.20	1.45	-	0.15	-	-	-	-	-
Nn4sys	10	UNSAT	0.30	1.33	0.18	1.60	-	0.13	-	-	-	-	-

Table 27: Instance Runtimes. Fastest times are blue. Second fastest are green. Penalties are red crosses (X).

Category	Id	Result	α, β -C	MnB	Verin	nne	CGD	Pereg	Marab	Debon	FastBaT	Verap	Averi
Nn4sys	11	UNSAT	0.31	1.18	0.20	1.82	-	0.16	-	-	-	-	-
Nn4sys	12	UNSAT	0.38	2.34	0.19	4.78	-	0.24	-	-	-	-	-
Nn4sys	13	UNSAT	0.38	2.61	0.23	5.45	-	0.27	-	-	-	-	-
Nn4sys	14	UNSAT	0.44	3.05	0.19	8.01	-	0.33	-	-	-	-	-
Nn4sys	15	UNSAT	0.49	3.47	0.24	8.99	-	0.37	-	-	-	-	-
Nn4sys	16	UNSAT	0.58	3.68	0.22	11.1	-	0.45	-	-	-	-	-
Nn4sys	17	UNSAT	0.60	4.27	0.25	12.5	-	0.67	-	-	-	-	-
Nn4sys	18	UNSAT	0.62	4.01	0.19	14.4	-	0.56	-	-	-	-	-
Nn4sys	19	UNSAT	0.69	5.11	0.28	16.0	-	0.60	-	-	-	-	-
Nn4sys	20	UNSAT	0.66	4.88	0.20	15.9	-	0.66	-	-	-	-	-
Nn4sys	21	UNSAT	0.77	5.57	0.28	17.9	-	0.71	-	-	-	-	-
Nn4sys	22	UNSAT	3.19	23.8	0.38	96.7	-	4.04	-	-	-	-	-
Nn4sys	23	UNSAT	3.36	26.8	0.62	-	-	4.07	-	-	-	-	-
Nn4sys	24	UNSAT	1.78	2.08	0.21	-	-	-	-	-	-	-	-
Nn4sys	25	UNSAT	2.36	1.24	0.60	-	-	-	-	-	-	-	-
Nn4sys	26	UNSAT	2.42	1.88	0.72	-	-	-	-	-	-	-	-
Nn4sys	27	UNSAT	2.09	2.34	1.08	-	-	-	-	-	-	-	-
Nn4sys	28	UNSAT	2.54	2.60	1.26	-	-	-	-	-	-	-	-
Nn4sys	29	UNSAT	2.20	2.85	1.49	-	-	-	-	-	-	-	-
Nn4sys	30	UNSAT	3.07	3.19	1.85	-	-	-	-	-	-	-	-
Nn4sys	31	UNSAT	3.18	3.49	2.09	-	-	-	-	-	-	-	-
Nn4sys	32	UNSAT	3.18	4.06	2.27	-	-	-	-	-	-	-	-
Nn4sys	33	UNSAT	3.28	3.92	2.51	-	-	-	-	-	-	-	-
Nn4sys	34	UNSAT	3.31	4.54	2.64	-	-	-	-	-	-	-	-
Nn4sys	35	UNSAT	4.01	5.85	3.47	-	-	-	-	-	-	-	-
Nn4sys	36	UNSAT	4.73	6.85	4.06	-	-	-	-	-	-	-	-
Nn4sys	37	UNSAT	4.84	7.88	4.92	-	-	-	-	-	-	-	-
Nn4sys	38	UNSAT	5.60	7.86	5.69	-	-	-	-	-	-	-	-
Nn4sys	39	UNSAT	5.70	9.58	6.34	-	-	-	-	-	-	-	-
Nn4sys	40	UNSAT	6.43	10.5	7.23	-	-	-	-	-	-	-	-
Nn4sys	41	UNSAT	7.32	12.1	8.11	-	-	-	-	-	-	-	-
Nn4sys	42	UNSAT	7.42	13.2	8.93	-	-	-	-	-	-	-	-
Nn4sys	43	UNSAT	8.24	13.2	8.98	-	-	-	-	-	-	-	-
Nn4sys	44	UNSAT	2.43	1.38	0.36	-	X	-	-	-	-	-	-
Nn4sys	45	UNSAT	2.95	3.33	0.62	-	-	-	-	-	-	-	-
Nn4sys	46	UNSAT	3.23	5.52	8.94	-	-	-	-	-	-	-	-
Nn4sys	47	UNSAT	3.33	8.29	13.5	-	-	-	-	-	-	-	-
Nn4sys	48	UNSAT	3.41	14.5	16.5	-	-	-	-	-	-	-	-
Nn4sys	49	UNSAT	3.46	13.7	-	-	-	-	-	-	-	-	-
Nn4sys	50	UNSAT	3.66	15.5	26.6	-	-	-	-	-	-	-	-
Nn4sys	51	UNSAT	3.49	17.5	30.8	-	-	-	-	-	-	-	-
Nn4sys	52	UNSAT	3.67	19.9	36.5	-	-	-	-	-	-	-	-
Nn4sys	53	UNSAT	3.78	25.3	35.5	-	-	-	-	-	-	-	-
Nn4sys	54	UNSAT	3.73	24.0	-	-	-	-	-	-	-	-	-
Nn4sys	55	UNSAT	4.04	28.6	-	-	-	-	-	-	-	-	-
Nn4sys	56	UNSAT	4.07	32.9	51.0	-	-	-	-	-	-	-	-
Nn4sys	57	UNSAT	4.04	33.8	57.6	-	-	-	-	-	-	-	-
Nn4sys	58	UNSAT	4.01	34.9	-	-	-	-	-	-	-	-	-
Nn4sys	59	UNSAT	4.28	39.6	-	-	-	-	-	-	-	-	-
Nn4sys	60	UNSAT	6.34	61.2	-	-	-	-	-	-	-	-	-
Nn4sys	61	UNSAT	6.94	73.2	-	-	-	-	-	-	-	-	-
Nn4sys	62	UNSAT	9.30	-	-	-	-	-	-	-	-	-	-
Nn4sys	63	UNSAT	9.47	-	-	-	-	-	-	-	-	-	-
Nn4sys	64	UNSAT	9.79	-	-	-	-	-	-	-	-	-	-
Nn4sys	65	UNSAT	12.5	-	-	-	-	-	-	-	-	-	-
Nn4sys	66	UNSAT	12.9	-	-	-	-	-	-	-	-	-	-
Nn4sys	67	UNSAT	15.3	-	-	-	-	-	-	-	-	-	-
Nn4sys	68	UNSAT	15.5	-	-	-	-	-	-	-	-	-	-
Nn4sys	69	UNSAT	16.1	-	-	-	-	-	-	-	-	-	-
Nn4sys	70	UNSAT	18.7	-	-	-	-	-	-	-	-	-	-
Nn4sys	71	UNSAT	19.4	-	-	-	-	-	-	-	-	-	-
Nn4sys	72	UNSAT	21.3	-	-	-	-	-	-	-	-	-	-
Nn4sys	73	UNSAT	22.2	-	-	-	-	-	-	-	-	-	-
Nn4sys	74	UNSAT	22.1	-	-	-	-	-	-	-	-	-	-
Nn4sys	75	UNSAT	24.2	-	-	-	-	-	-	-	-	-	-
Nn4sys	76	UNSAT	25.1	-	-	-	-	-	-	-	-	-	-
Nn4sys	77	UNSAT	27.8	-	-	-	-	-	-	-	-	-	-
Nn4sys	78	UNSAT	28.7	-	-	-	-	-	-	-	-	-	-

Table 27: Instance Runtimes. Fastest times are blue. Second fastest are green. Penalties are red crosses (X).

Category	Id	Result	α, β -C	MnB	Verin	nmen	CGD	Pereg	Marab	Debon	FastBaT	Verap	Averi
Nn4sys	79	UNSAT	29.1	-	-	-	-	-	-	-	-	-	-
Nn4sys	80	UNSAT	31.4	-	-	-	-	-	-	-	-	-	-
Nn4sys	81	UNSAT	32.0	-	-	-	-	-	-	-	-	-	-
Nn4sys	82	UNSAT	34.4	-	-	-	-	-	-	-	-	-	-
Nn4sys	83	UNSAT	34.8	-	-	-	-	-	-	-	-	-	-
Nn4sys	84	UNSAT	35.4	-	-	-	-	-	-	-	-	-	-
Nn4sys	85	UNSAT	2.59	1.64	0.89	-	-	-	-	-	-	-	-
Nn4sys	86	UNSAT	3.57	3.26	-	-	-	-	-	-	-	-	-
Nn4sys	87	UNSAT	4.33	5.33	-	-	-	-	-	-	-	-	-
Nn4sys	88	UNSAT	4.64	7.30	-	-	-	-	-	-	-	-	-
Nn4sys	89	UNSAT	5.55	9.82	-	-	-	-	-	-	-	-	-
Nn4sys	90	UNSAT	6.61	10.5	-	-	-	-	-	-	-	-	-
Nn4sys	91	UNSAT	7.81	12.0	-	-	-	-	-	-	-	-	-
Nn4sys	92	UNSAT	8.53	15.9	-	-	-	-	-	-	-	-	-
Nn4sys	93	UNSAT	9.24	17.4	-	-	-	-	-	-	-	-	-
Nn4sys	94	UNSAT	9.98	18.2	-	-	-	-	-	-	-	-	-
Nn4sys	95	UNSAT	10.7	21.8	-	-	-	-	-	-	-	-	-
Nn4sys	96	UNSAT	13.9	26.0	-	-	-	-	-	-	-	-	-
Nn4sys	97	UNSAT	16.6	31.5	-	-	-	-	-	-	-	-	-
Nn4sys	98	UNSAT	19.1	39.5	-	-	-	-	-	-	-	-	-
Nn4sys	99	UNSAT	22.2	44.9	-	-	-	-	-	-	-	-	-
Nn4sys	100	UNSAT	23.9	51.5	-	-	-	-	-	-	-	-	-
Nn4sys	101	UNSAT	27.2	56.1	-	-	-	-	-	-	-	-	-
Nn4sys	102	UNSAT	30.1	63.5	-	-	-	-	-	-	-	-	-
Nn4sys	103	UNSAT	31.8	67.8	-	-	-	-	-	-	-	-	-
Nn4sys	104	UNSAT	35.2	75.2	-	-	-	-	-	-	-	-	-
Nn4sys	105	UNSAT	37.4	79.5	-	-	-	-	-	-	-	-	-
Nn4sys	106	UNSAT	40.2	84.0	-	-	-	-	-	-	-	-	-
Nn4sys	107	UNSAT	43.4	92.2	-	-	-	-	-	-	-	-	-
Nn4sys	108	UNSAT	45.1	97.4	-	-	-	-	-	-	-	-	-
Nn4sys	109	UNSAT	48.5	106	-	-	-	-	-	-	-	-	-
Nn4sys	110	UNSAT	50.5	105	-	-	-	-	-	-	-	-	-
Nn4sys	111	UNSAT	3.88	2.29	1.14	-	X	-	-	-	-	-	-
Nn4sys	112	UNSAT	5.01	8.80	-	-	-	-	-	-	-	-	-
Nn4sys	113	UNSAT	5.72	19.5	-	-	-	-	-	-	-	-	-
Nn4sys	114	UNSAT	6.63	23.6	-	-	-	-	-	-	-	-	-
Nn4sys	115	UNSAT	7.55	34.7	-	-	-	-	-	-	-	-	-
Nn4sys	116	UNSAT	8.78	49.2	-	-	-	-	-	-	-	-	-
Nn4sys	117	UNSAT	9.61	67.7	-	-	-	-	-	-	-	-	-
Nn4sys	118	UNSAT	10.6	87.5	-	-	-	-	-	-	-	-	-
Nn4sys	119	UNSAT	11.8	71.1	-	-	-	-	-	-	-	-	-
Nn4sys	120	UNSAT	12.9	77.1	-	-	-	-	-	-	-	-	-
Nn4sys	121	UNSAT	13.2	91.0	-	-	-	-	-	-	-	-	-
Nn4sys	122	UNSAT	15.2	108	-	-	-	-	-	-	-	-	-
Nn4sys	123	UNSAT	17.1	142	-	-	-	-	-	-	-	-	-
Nn4sys	124	UNSAT	16.2	126	-	-	-	-	-	-	-	-	-
Nn4sys	125	UNSAT	17.4	129	-	-	-	-	-	-	-	-	-
Nn4sys	126	UNSAT	19.3	146	-	-	-	-	-	-	-	-	-
Nn4sys	127	UNSAT	28.1	237	-	-	-	-	-	-	-	-	-
Nn4sys	128	UNSAT	34.0	256	-	-	-	-	-	-	-	-	-
Nn4sys	129	UNSAT	43.7	-	-	-	-	-	-	-	-	-	-
Nn4sys	130	UNSAT	48.2	-	-	-	-	-	-	-	-	-	-
Nn4sys	131	UNSAT	56.4	-	-	-	-	-	-	-	-	-	-
Nn4sys	132	UNSAT	65.9	-	-	-	-	-	-	-	-	-	-
Nn4sys	133	UNSAT	70.4	-	-	-	-	-	-	-	-	-	-
Nn4sys	134	UNSAT	80.5	-	-	-	-	-	-	-	-	-	-
Nn4sys	135	UNSAT	85.7	-	-	-	-	-	-	-	-	-	-
Nn4sys	136	UNSAT	92.0	-	-	-	-	-	-	-	-	-	-
Nn4sys	137	UNSAT	98.7	-	-	-	-	-	-	-	-	-	-
Nn4sys	138	UNSAT	109	-	-	-	-	-	-	-	-	-	-
Nn4sys	139	UNSAT	118	-	-	-	-	-	-	-	-	-	-
Nn4sys	140	UNSAT	125	-	-	-	-	-	-	-	-	-	-
Nn4sys	141	UNSAT	127	-	-	-	-	-	-	-	-	-	-
Nn4sys	142	UNSAT	138	-	-	-	-	-	-	-	-	-	-
Nn4sys	143	UNSAT	142	-	-	-	-	-	-	-	-	-	-
Nn4sys	144	UNSAT	152	-	-	-	-	-	-	-	-	-	-
Nn4sys	145	UNSAT	158	-	-	-	-	-	-	-	-	-	-
Nn4sys	146	UNSAT	169	-	-	-	-	-	-	-	-	-	-

Table 27: Instance Runtimes. Fastest times are blue. Second fastest are green. Penalties are red crosses (X).

Category	Id	Result	α, β -C	MnB	Verin	nmen	CGD	Pereg	Marab	Debon	FastBaT	Verap	Averi
Nn4sys	147	UNSAT	173	-	-	-	-	-	-	-	-	-	-
Nn4sys	148	UNSAT	181	-	-	-	-	-	-	-	-	-	-
Nn4sys	149	UNSAT	189	-	-	-	-	-	-	-	-	-	-
Nn4sys	150	UNSAT	198	-	-	-	-	-	-	-	-	-	-
Nn4sys	151	UNSAT	207	-	-	-	-	-	-	-	-	-	-
Oval21	0	UNSAT	8.73	82.0	14.9	-	X	-	-	-	-	-	-
Oval21	1	UNSAT	12.5	110	29.1	-	26.4	-	-	-	-	-	-
Oval21	2	UNSAT	6.02	62.0	8.93	-	X	-	-	-	-	-	-
Oval21	3	UNSAT	-	-	-	-	26.2	-	-	-	-	-	-
Oval21	4	UNSAT	5.24	32.1	5.74	-	-	-	-	-	-	-	-
Oval21	5	UNSAT	6.94	49.1	9.61	-	-	-	-	-	-	-	-
Oval21	6	UNSAT	12.7	146	67.5	-	X	-	-	-	-	-	-
Oval21	7	UNSAT	6.05	38.0	6.54	-	25.9	-	-	-	-	-	-
Oval21	8	UNSAT	15.3	176	-	-	-	-	-	-	-	-	-
Oval21	9	UNSAT	25.6	307	-	-	26.1	-	-	-	-	-	-
Oval21	10	UNSAT	-	-	-	-	27.2	-	5.91	-	-	-	-
Oval21	11	UNSAT	-	-	-	-	27.8	-	5.96	-	-	-	-
Oval21	12	UNSAT	17.8	335	137	-	-	-	5.91	-	-	-	-
Oval21	13	UNSAT	566	-	-	-	27.6	-	5.97	-	-	-	-
Oval21	14	UNSAT	1.22	0.36	3.68	14.3	-	-	X	-	-	-	-
Oval21	15	UNSAT	-	-	-	-	27.1	-	5.97	-	-	-	-
Oval21	16	UNSAT	553	-	-	-	27.5	-	5.98	-	-	-	-
Oval21	17	UNSAT	7.91	46.3	8.48	-	-	-	5.97	-	-	-	-
Oval21	18	UNSAT	0.66	0.20	3.61	4.41	-	61.1	5.97	-	-	-	-
Oval21	19	UNSAT	76.0	-	-	-	-	-	5.96	-	-	-	-
Oval21	20	UNSAT	175	-	-	-	-	-	4.31	-	-	-	-
Oval21	21	UNSAT	10.3	39.8	12.0	-	-	-	4.26	-	-	-	-
Oval21	22	UNSAT	47.1	-	-	-	-	-	4.26	-	-	-	-
Oval21	23	UNSAT	9.81	72.8	11.3	-	X	-	4.31	-	-	-	-
Oval21	24	UNSAT	20.9	260	692	-	X	-	4.31	-	-	-	-
Oval21	25	UNSAT	7.88	24.5	5.08	-	-	-	4.31	-	-	-	-
Oval21	26	UNSAT	89.7	-	-	-	27.2	-	4.31	-	-	-	-
Oval21	27	UNSAT	5.52	395	15.8	57.4	26.3	-	4.26	-	-	-	-
Oval21	28	UNSAT	5.21	14.6	3.66	19.2	X	-	4.32	-	-	-	-
Oval21	29	UNSAT	14.2	260	163	-	X	-	4.27	-	-	-	-
Reach Prob Den	0	UNSAT	0.66	7.65	6.20	0.86	-	4.59	17.2	-	-	-	-
Reach Prob Den	1	UNSAT	0.60	5.13	3.58	0.74	-	3.54	22.0	-	-	-	-
Reach Prob Den	2	UNSAT	0.65	7.67	6.40	0.92	-	4.33	20.6	-	-	-	-
Reach Prob Den	3	SAT	0.64	5.65	2.74	0.53	-	2.88	7.72	-	-	-	-
Reach Prob Den	4	UNSAT	0.64	6.36	5.15	0.74	-	4.37	20.3	-	-	-	-
Reach Prob Den	5	UNSAT	0.66	7.29	5.50	0.76	-	4.34	24.0	-	-	-	-
Reach Prob Den	6	SAT	0.67	7.77	1.03	0.39	0.03	2.90	0.20	-	-	-	-
Reach Prob Den	7	UNSAT	0.65	7.12	6.20	0.85	-	4.04	22.9	-	-	-	-
Reach Prob Den	8	SAT	0.63	6.15	2.75	0.54	-	4.34	9.58	-	-	-	-
Reach Prob Den	9	UNSAT	0.63	6.01	4.56	1.00	-	3.67	23.0	-	-	-	-
Reach Prob Den	10	UNSAT	0.65	7.07	5.76	0.84	-	4.40	22.4	-	-	-	-
Reach Prob Den	11	UNSAT	0.59	4.28	3.14	1.02	-	3.56	18.0	-	-	-	-
Reach Prob Den	12	SAT	4.26	271	20.1	0.90	-	124	0.50	-	-	-	-
Reach Prob Den	13	SAT	0.62	3.46	4.15	0.58	0.07	17.3	0.70	-	-	-	-
Reach Prob Den	14	SAT	0.57	0.97	1.39	0.42	-	0.03	0.35	-	-	-	-
Reach Prob Den	15	UNSAT	1.07	64.1	35.5	1.53	-	85.0	-	-	-	-	-
Reach Prob Den	16	SAT	1.63	-	43.1	0.38	-	255	0.71	-	-	-	-
Reach Prob Den	17	UNSAT	1.02	41.8	27.3	1.46	-	53.5	-	-	-	-	-
Reach Prob Den	18	UNSAT	0.98	38.7	26.1	1.36	-	51.1	-	-	-	-	-
Reach Prob Den	19	UNSAT	0.98	40.7	27.4	1.44	-	56.9	-	-	-	-	-
Reach Prob Den	20	UNSAT	0.98	39.5	27.3	1.41	-	56.2	-	-	-	-	-
Reach Prob Den	21	SAT	1.48	1.00	4.91	0.80	-	23.4	0.75	-	-	-	-
Reach Prob Den	22	SAT	5.34	393	65.5	1.57	-	234	0.55	-	-	-	-
Reach Prob Den	23	SAT	3.11	-	45.0	1.29	-	187	0.65	-	-	-	-
Reach Prob Den	24	UNSAT	7.04	1.98	2.40	11.2	-	-	30.5	-	-	-	-
Reach Prob Den	25	SAT	0.45	0.45	0.80	0.34	0.07	29.5	0.20	-	-	-	-
Reach Prob Den	26	SAT	0.55	0.37	0.34	0.22	<0.01	0.02	0.20	0.07	-	-	-
Reach Prob Den	27	UNSAT	2.06	0.60	1.12	1.19	-	115	14.9	-	-	-	-
Reach Prob Den	28	UNSAT	5.17	1.20	1.46	5.10	-	-	22.9	-	-	-	-
Reach Prob Den	29	UNSAT	4.14	1.42	1.37	3.54	-	-	21.8	-	-	-	-
Reach Prob Den	30	SAT	0.58	0.43	0.83	0.23	-	231	0.21	-	-	-	-
Reach Prob Den	31	UNSAT	2.10	0.60	1.03	0.73	-	12.9	6.02	-	-	-	-

Table 27: Instance Runtimes. Fastest times are blue. Second fastest are green. Penalties are red crosses (X).

Category	Id	Result	α, β -C	MnB	Verin	nnen	CGD	Pereg	Marab	Debon	FastBaT	Verap	Averi
Reach Prob Den	32	UNSAT	2.06	0.87	1.07	1.38	-	121	11.3	-	-	-	-
Reach Prob Den	33	SAT	0.45	0.32	0.82	1.46	0.05	19.2	0.20	0.07	-	-	-
Reach Prob Den	34	UNSAT	4.74	0.72	1.44	7.26	-	-	24.4	-	-	-	-
Reach Prob Den	35	UNSAT	2.77	0.73	1.13	1.78	-	311	8.17	-	-	-	-
Rl Benchmarks	0	UNSAT	0.29	0.25	0.07	0.04	0.28	0.23	0.10	0.06	-	-	4.18
Rl Benchmarks	1	UNSAT	0.32	0.50	0.11	0.03	-	0.23	0.06	0.04	-	-	3.83
Rl Benchmarks	2	UNSAT	0.32	0.61	0.07	0.01	-	0.22	0.06	0.04	-	-	-
Rl Benchmarks	3	UNSAT	0.32	0.42	0.08	<0.01	-	0.22	0.05	0.05	-	-	10.0
Rl Benchmarks	4	UNSAT	0.31	0.43	0.05	0.01	-	0.23	0.06	<0.01	-	-	-
Rl Benchmarks	5	UNSAT	0.32	0.43	0.09	<0.01	-	0.22	0.06	0.02	-	-	44.4
Rl Benchmarks	6	UNSAT	0.34	0.22	0.07	0.01	-	0.23	0.05	0.02	-	-	16.7
Rl Benchmarks	7	UNSAT	0.32	0.20	0.05	0.02	-	0.23	0.06	0.03	-	-	8.65
Rl Benchmarks	8	UNSAT	0.32	0.35	0.09	<0.01	-	0.24	0.06	0.04	-	-	-
Rl Benchmarks	9	UNSAT	0.32	0.18	0.11	0.04	-	0.09	0.06	0.05	-	-	2.64
Rl Benchmarks	10	UNSAT	0.34	0.20	0.12	<0.01	-	0.22	0.05	0.08	-	-	-
Rl Benchmarks	11	UNSAT	0.40	0.24	0.05	0.04	-	0.21	0.05	0.08	-	-	15.2
Rl Benchmarks	12	UNSAT	0.31	0.23	<0.01	0.01	-	0.22	0.06	0.06	-	-	6.04
Rl Benchmarks	13	UNSAT	0.34	0.18	0.09	0.04	-	0.22	0.05	0.08	-	-	76.0
Rl Benchmarks	14	UNSAT	0.32	0.25	0.09	0.02	-	0.08	0.05	0.07	-	-	6.91
Rl Benchmarks	15	UNSAT	0.33	0.25	0.09	0.01	-	0.06	0.05	0.03	-	-	2.19
Rl Benchmarks	16	UNSAT	0.33	0.17	0.09	0.03	-	0.23	0.05	0.04	-	-	2.09
Rl Benchmarks	17	UNSAT	0.32	0.28	0.09	0.02	-	0.07	0.05	0.03	-	-	2.12
Rl Benchmarks	18	UNSAT	0.34	0.16	0.06	0.02	-	0.22	0.06	0.03	-	-	36.6
Rl Benchmarks	19	UNSAT	0.31	0.30	0.11	<0.01	-	0.23	0.05	0.03	-	-	65.7
Rl Benchmarks	20	UNSAT	0.33	0.26	0.08	0.04	-	0.22	0.05	0.05	-	-	6.32
Rl Benchmarks	21	UNSAT	0.31	0.24	0.11	0.01	-	0.23	0.05	0.03	-	-	36.0
Rl Benchmarks	22	UNSAT	0.30	0.21	0.07	0.02	-	0.24	0.05	0.05	-	-	62.7
Rl Benchmarks	23	UNSAT	0.31	0.22	0.06	0.02	-	0.24	0.06	0.11	-	-	8.60
Rl Benchmarks	24	UNSAT	0.30	0.28	0.06	<0.01	-	0.24	0.05	0.06	-	-	11.1
Rl Benchmarks	25	UNSAT	0.30	0.18	0.06	0.01	-	0.07	0.05	0.06	-	-	2.13
Rl Benchmarks	26	UNSAT	0.30	0.29	0.08	<0.01	-	0.07	0.05	0.05	-	-	1.29
Rl Benchmarks	27	UNSAT	0.31	0.17	0.10	0.01	-	0.23	0.05	0.07	-	-	0.78
Rl Benchmarks	28	UNSAT	0.29	0.29	0.13	0.05	-	0.22	0.05	0.05	-	-	7.38
Rl Benchmarks	29	SAT	0.66	0.18	0.11	0.20	0.02	1.63	0.21	0.05	-	-	3.66
Rl Benchmarks	30	UNSAT	0.29	0.19	0.05	<0.01	-	0.06	0.05	0.03	-	-	8.16
Rl Benchmarks	31	UNSAT	0.31	0.25	0.08	0.01	-	0.06	0.05	0.02	-	-	3.37
Rl Benchmarks	32	UNSAT	0.29	0.05	0.09	0.02	-	0.22	0.05	0.04	-	-	4.15
Rl Benchmarks	33	UNSAT	0.32	0.21	0.08	<0.01	-	0.06	0.05	0.02	-	-	3.82
Rl Benchmarks	34	UNSAT	0.33	0.17	0.08	<0.01	-	0.21	0.06	0.09	-	-	2.65
Rl Benchmarks	35	UNSAT	0.33	0.25	0.08	0.02	-	0.07	0.05	0.08	-	-	2.59
Rl Benchmarks	36	SAT	0.34	0.19	0.09	0.19	0.04	0.07	0.20	0.06	-	2.85	5.35
Rl Benchmarks	37	UNSAT	0.33	0.36	0.07	<0.01	-	0.07	0.11	0.05	-	-	9.75
Rl Benchmarks	38	UNSAT	0.33	0.22	0.12	<0.01	-	0.23	0.05	0.07	-	-	2.53
Rl Benchmarks	39	UNSAT	0.33	0.18	0.09	0.05	-	0.07	0.06	0.06	-	-	5.97
Rl Benchmarks	40	UNSAT	0.32	0.30	0.12	0.02	-	0.21	0.14	0.01	-	-	11.0
Rl Benchmarks	41	UNSAT	0.35	0.07	0.08	<0.01	-	0.22	0.05	0.02	-	-	3.44
Rl Benchmarks	42	SAT	0.34	0.26	0.08	0.19	<0.01	0.06	0.20	0.03	-	8.58	6.20
Rl Benchmarks	43	UNSAT	0.34	0.20	0.05	<0.01	-	0.23	0.05	0.03	-	-	7.34
Rl Benchmarks	44	SAT	0.33	0.29	0.07	0.19	<0.01	0.06	0.20	0.04	-	8.64	8.13
Rl Benchmarks	45	UNSAT	0.35	0.22	0.10	0.04	-	0.08	0.05	0.05	-	-	5.76
Rl Benchmarks	46	UNSAT	0.34	0.19	0.07	0.02	-	0.06	0.05	0.04	-	-	6.57
Rl Benchmarks	47	UNSAT	0.35	0.26	0.05	0.01	-	0.07	0.05	0.04	-	-	12.0
Rl Benchmarks	48	UNSAT	0.36	0.23	0.09	0.01	-	0.07	0.05	0.05	-	-	4.39
Rl Benchmarks	49	UNSAT	0.34	0.24	0.12	<0.01	0.37	0.07	0.05	0.07	-	-	4.43
Rl Benchmarks	50	UNSAT	0.33	0.59	0.07	0.03	-	0.07	0.06	0.05	-	-	2.68
Rl Benchmarks	51	UNSAT	0.32	0.02	0.07	<0.01	-	0.06	0.06	0.03	-	-	2.61
Rl Benchmarks	52	UNSAT	0.32	<0.01	0.08	<0.01	-	0.07	0.05	0.07	-	-	2.55
Rl Benchmarks	53	UNSAT	0.32	0.14	0.11	<0.01	-	0.22	0.05	0.02	-	-	6.48
Rl Benchmarks	54	UNSAT	0.31	0.14	0.12	<0.01	-	0.09	0.05	0.03	-	-	2.61
Rl Benchmarks	55	UNSAT	0.29	0.16	0.07	0.04	-	0.07	0.05	0.02	-	-	17.4
Rl Benchmarks	56	UNSAT	0.29	0.23	0.10	0.02	-	0.08	0.05	0.03	-	-	2.09
Rl Benchmarks	57	UNSAT	0.31	0.11	0.07	<0.01	-	0.06	0.05	0.06	-	-	0.07
Rl Benchmarks	58	UNSAT	0.30	0.25	0.10	0.01	-	0.07	0.05	0.02	-	-	0.22
Rl Benchmarks	59	UNSAT	0.28	0.20	0.09	<0.01	-	0.06	0.05	0.04	-	-	<0.01
Rl Benchmarks	60	UNSAT	0.32	0.23	0.12	0.05	-	0.06	0.05	0.08	-	-	0.15
Rl Benchmarks	61	UNSAT	0.30	0.23	0.06	<0.01	-	0.08	0.06	0.05	-	-	0.59
Rl Benchmarks	62	UNSAT	0.32	0.28	0.05	0.01	-	0.08	0.05	0.05	-	-	0.05
Rl Benchmarks	63	UNSAT	0.29	0.14	0.08	<0.01	0.27	0.07	0.05	0.07	-	-	0.95

Table 27: Instance Runtimes. Fastest times are blue. Second fastest are green. Penalties are red crosses (X).

Category	Id	Result	α, β -C	MnB	Verin	nne	CGD	Pereg	Marab	Debon	FastBaT	Verap	Averi
Rl Benchmarks	64	UNSAT	0.31	0.93	0.09	<0.01	-	0.23	0.10	0.06	-	-	0.74
Rl Benchmarks	65	UNSAT	0.30	0.13	0.05	<0.01	0.29	0.06	0.05	0.06	-	-	0.07
Rl Benchmarks	66	UNSAT	0.31	0.09	0.06	<0.01	-	0.06	0.10	0.03	-	-	0.13
Rl Benchmarks	67	UNSAT	0.31	0.02	0.08	0.02	-	0.07	0.06	0.03	-	-	2.79
Rl Benchmarks	68	UNSAT	0.31	0.09	0.04	0.04	-	0.06	0.05	0.03	-	-	0.04
Rl Benchmarks	69	UNSAT	0.32	0.06	0.06	0.01	-	0.07	0.05	0.03	-	-	2.32
Rl Benchmarks	70	UNSAT	0.33	0.18	0.14	0.01	-	0.08	0.05	0.02	-	-	6.18
Rl Benchmarks	71	UNSAT	0.34	1.34	0.06	<0.01	-	0.06	0.05	0.02	-	-	1.73
Rl Benchmarks	72	UNSAT	0.31	0.23	0.08	<0.01	-	0.08	0.06	0.04	-	-	6.44
Rl Benchmarks	73	UNSAT	0.31	0.30	0.08	0.01	-	0.07	0.05	<0.01	-	-	<0.01
Rl Benchmarks	74	UNSAT	0.30	0.20	0.10	<0.01	-	0.10	0.05	0.07	-	-	0.04
Rl Benchmarks	75	UNSAT	0.31	0.18	0.06	0.01	-	0.07	0.05	0.03	-	-	1.83
Rl Benchmarks	76	UNSAT	0.35	0.36	0.07	<0.01	-	0.22	0.05	0.06	-	-	2.16
Rl Benchmarks	77	UNSAT	0.32	0.16	0.08	0.04	-	0.08	0.05	0.07	-	-	1.34
Rl Benchmarks	78	UNSAT	0.35	0.24	0.08	0.01	-	0.08	0.06	0.05	-	-	6.04
Rl Benchmarks	79	UNSAT	0.34	0.20	0.08	0.01	-	0.07	0.05	0.02	-	-	0.17
Rl Benchmarks	80	UNSAT	0.31	0.32	0.08	<0.01	-	0.07	0.05	0.07	-	-	0.71
Rl Benchmarks	81	UNSAT	0.34	0.11	0.09	<0.01	-	0.23	0.05	0.07	-	-	33.9
Rl Benchmarks	82	UNSAT	0.31	0.20	0.07	<0.01	-	0.07	0.05	0.04	-	-	3.09
Rl Benchmarks	83	UNSAT	0.32	0.26	0.09	<0.01	-	0.07	0.05	0.06	-	-	2.56
Rl Benchmarks	84	UNSAT	0.31	0.23	0.10	<0.01	-	0.08	0.05	<0.01	-	-	3.57
Rl Benchmarks	85	UNSAT	0.31	0.22	0.06	<0.01	-	0.07	0.05	0.02	-	-	4.45
Rl Benchmarks	86	UNSAT	0.28	0.16	0.08	0.01	-	0.06	0.05	0.04	-	-	3.66
Rl Benchmarks	87	UNSAT	0.33	0.14	0.13	0.01	-	0.11	0.05	0.03	-	-	5.14
Rl Benchmarks	88	UNSAT	0.31	0.12	0.06	0.01	-	0.08	0.05	0.03	-	-	2.69
Rl Benchmarks	89	UNSAT	0.29	0.15	0.07	<0.01	-	0.08	0.05	0.05	-	-	2.64
Rl Benchmarks	90	UNSAT	0.28	0.15	0.06	<0.01	-	0.07	0.05	0.07	-	-	3.56
Rl Benchmarks	91	UNSAT	0.30	0.28	0.09	<0.01	-	0.06	0.05	0.04	-	-	2.60
Rl Benchmarks	92	UNSAT	0.31	0.14	0.08	0.01	-	0.07	0.05	0.05	-	-	11.7
Rl Benchmarks	93	UNSAT	0.30	0.13	0.08	<0.01	0.29	0.08	0.05	0.06	-	-	4.69
Rl Benchmarks	94	UNSAT	0.31	0.17	0.10	<0.01	-	0.07	0.05	0.03	-	-	6.55
Rl Benchmarks	95	UNSAT	0.28	0.13	0.03	<0.01	-	0.07	0.05	0.02	-	-	4.95
Rl Benchmarks	96	UNSAT	0.29	0.12	0.08	0.01	-	0.09	0.05	0.02	-	-	7.76
Rl Benchmarks	97	UNSAT	0.31	0.12	0.11	<0.01	-	0.08	0.05	0.03	-	-	2.58
Rl Benchmarks	98	UNSAT	0.31	0.11	0.08	<0.01	-	0.23	0.05	0.03	-	-	17.9
Rl Benchmarks	99	SAT	0.34	0.01	0.11	0.19	0.09	0.07	0.20	0.03	-	2.88	1.67
Rl Benchmarks	100	SAT	0.32	0.15	0.10	0.19	-	0.06	0.21	0.02	-	-	-
Rl Benchmarks	101	SAT	0.35	0.17	0.10	0.19	-	0.07	0.21	0.06	-	-	-
Rl Benchmarks	102	SAT	0.36	0.25	0.04	0.18	-	0.08	0.21	0.03	-	-	-
Rl Benchmarks	103	SAT	0.35	0.18	0.08	0.22	-	0.06	0.21	0.07	-	-	-
Rl Benchmarks	104	SAT	0.32	0.13	0.13	0.20	-	0.07	0.26	0.06	-	-	-
Rl Benchmarks	105	SAT	0.33	0.20	0.08	0.19	-	0.07	0.21	0.08	-	-	-
Rl Benchmarks	106	SAT	0.32	0.14	0.08	0.23	-	0.07	0.21	0.05	-	-	-
Rl Benchmarks	107	SAT	0.33	0.19	0.07	0.20	-	0.08	0.21	0.06	-	-	-
Rl Benchmarks	108	SAT	0.35	0.13	0.09	0.19	-	0.07	0.21	0.05	-	-	-
Rl Benchmarks	109	SAT	0.34	0.16	0.07	0.21	-	0.06	0.21	0.03	-	-	-
Rl Benchmarks	110	SAT	0.33	0.22	0.06	0.19	-	0.08	0.21	0.05	-	-	-
Rl Benchmarks	111	SAT	0.32	0.04	0.10	0.18	-	0.09	0.21	0.08	-	-	-
Rl Benchmarks	112	UNSAT	0.74	4.13	0.65	0.39	-	1.28	1.56	3.99	-	-	-
Rl Benchmarks	113	SAT	0.35	0.11	0.09	0.19	-	0.06	0.21	0.05	-	-	-
Rl Benchmarks	114	SAT	0.34	0.30	0.10	0.22	-	0.07	0.26	0.05	-	-	-
Rl Benchmarks	115	SAT	0.33	0.15	0.07	0.19	-	0.07	0.21	0.04	-	-	-
Rl Benchmarks	116	SAT	0.32	0.24	0.07	0.22	-	0.06	0.26	0.05	-	-	-
Rl Benchmarks	117	UNSAT	0.78	3.90	0.62	0.25	-	1.53	0.71	1.48	-	-	-
Rl Benchmarks	118	SAT	0.32	0.24	0.08	0.24	-	0.08	0.21	0.06	-	-	-
Rl Benchmarks	119	UNSAT	0.31	0.22	0.04	<0.01	-	0.22	0.11	0.06	-	-	-
Rl Benchmarks	120	SAT	0.33	0.16	0.13	0.19	-	0.07	0.21	0.04	-	-	-
Rl Benchmarks	121	SAT	0.32	0.20	0.15	0.22	-	0.07	0.21	0.03	-	-	-
Rl Benchmarks	122	SAT	0.29	0.98	0.11	0.18	-	0.07	0.21	0.05	-	-	-
Rl Benchmarks	123	SAT	0.30	0.15	0.03	0.20	-	0.07	0.20	0.05	-	-	-
Rl Benchmarks	124	SAT	0.30	0.27	0.04	0.19	-	0.06	0.21	0.03	-	-	-
Rl Benchmarks	125	SAT	0.30	0.12	0.04	0.19	-	0.08	0.21	0.05	-	-	-
Rl Benchmarks	126	SAT	0.33	0.33	0.07	0.21	-	0.07	0.21	0.03	-	-	-
Rl Benchmarks	127	SAT	0.31	0.26	0.08	0.19	-	0.08	0.21	0.04	-	-	-
Rl Benchmarks	128	SAT	0.31	0.14	0.05	0.18	-	0.07	0.21	0.04	-	-	-
Rl Benchmarks	129	SAT	0.31	0.15	0.06	0.19	-	0.06	0.21	0.03	-	-	-
Rl Benchmarks	130	SAT	0.32	0.16	0.09	0.20	-	0.07	0.21	0.04	-	-	-
Rl Benchmarks	131	SAT	0.32	0.24	0.10	0.20	-	0.07	0.21	0.06	-	-	-

Table 27: Instance Runtimes. Fastest times are blue. Second fastest are green. Penalties are red crosses (X).

Category	Id	Result	α, β -C	MnB	Verin	nnen	CGD	Pereg	Marab	Debon	FastBaT	Verap	Averi
Rl Benchmarks	132	SAT	0.33	0.26	0.08	0.20	-	0.07	0.21	0.06	-	-	-
Rl Benchmarks	133	SAT	0.33	0.30	0.11	0.19	-	0.08	0.21	0.06	-	-	-
Rl Benchmarks	134	SAT	0.32	0.13	0.05	0.21	-	0.08	0.20	0.05	-	-	-
Rl Benchmarks	135	SAT	0.33	0.13	0.05	0.19	-	0.07	0.21	0.07	-	-	-
Rl Benchmarks	136	SAT	0.35	0.27	0.07	0.21	-	0.07	0.21	0.06	-	-	-
Rl Benchmarks	137	SAT	0.34	0.26	0.13	0.19	-	0.08	0.26	0.01	-	-	-
Rl Benchmarks	138	SAT	0.31	0.20	0.05	0.23	-	0.06	0.21	0.03	-	-	-
Rl Benchmarks	139	SAT	0.34	0.24	0.08	0.22	-	0.08	0.21	0.04	-	-	-
Rl Benchmarks	140	SAT	0.34	0.26	0.06	0.18	-	0.07	0.21	0.02	-	-	-
Rl Benchmarks	141	SAT	0.34	0.26	0.14	0.20	-	0.09	0.21	0.03	-	-	-
Rl Benchmarks	142	SAT	0.34	0.14	0.10	0.22	-	0.08	0.21	0.08	-	-	-
Rl Benchmarks	143	SAT	0.32	0.15	0.08	0.18	-	0.09	0.21	0.03	-	-	-
Rl Benchmarks	144	SAT	0.35	0.49	0.12	0.19	-	0.07	0.21	0.08	-	-	-
Rl Benchmarks	145	SAT	0.34	0.24	0.07	0.18	-	0.07	0.21	0.05	-	-	-
Rl Benchmarks	146	SAT	0.36	0.10	0.05	0.18	-	0.08	0.21	0.07	-	-	-
Rl Benchmarks	147	SAT	0.34	0.35	0.09	0.24	-	0.08	0.21	0.13	-	-	84.6
Rl Benchmarks	148	SAT	0.33	0.16	0.03	0.19	-	0.06	0.21	0.10	-	-	-
Rl Benchmarks	149	SAT	0.34	0.13	0.14	0.19	-	0.08	0.21	0.08	-	-	-
Rl Benchmarks	150	SAT	0.33	0.22	0.10	0.19	-	0.07	0.21	0.20	-	-	-
Rl Benchmarks	151	SAT	0.33	0.20	0.07	0.25	-	0.08	0.21	0.05	-	-	-
Rl Benchmarks	152	UNSAT	0.31	0.15	0.09	0.01	-	0.08	0.06	0.05	-	-	-
Rl Benchmarks	153	SAT	0.32	0.20	0.08	0.20	-	0.06	0.21	0.10	-	-	-
Rl Benchmarks	154	UNSAT	0.32	0.21	0.08	0.01	-	0.08	0.11	0.03	-	-	-
Rl Benchmarks	155	SAT	0.32	0.23	0.10	0.22	-	0.07	0.22	0.07	-	-	-
Rl Benchmarks	156	SAT	0.32	0.21	0.10	0.22	-	0.08	0.26	0.06	-	-	-
Rl Benchmarks	157	SAT	0.31	1.64	0.08	0.22	-	0.09	0.21	0.04	-	-	-
Rl Benchmarks	158	SAT	0.29	0.27	0.11	0.25	-	0.07	0.22	0.07	-	-	-
Rl Benchmarks	159	SAT	0.32	0.17	0.06	0.22	-	0.07	0.25	0.12	-	-	-
Rl Benchmarks	160	SAT	0.31	0.26	0.09	0.21	-	0.08	0.26	0.10	-	-	-
Rl Benchmarks	161	SAT	0.30	0.26	0.10	0.21	-	0.06	0.21	0.09	-	-	-
Rl Benchmarks	162	SAT	0.31	0.38	0.07	0.20	-	0.08	0.21	0.07	-	-	-
Rl Benchmarks	163	SAT	0.29	0.38	0.08	0.20	-	0.07	0.21	0.07	-	-	-
Rl Benchmarks	164	UNSAT	0.29	0.43	0.11	0.01	-	0.07	0.11	0.07	-	-	-
Rl Benchmarks	165	SAT	0.30	0.46	0.09	0.20	-	0.08	0.21	0.07	-	-	-
Rl Benchmarks	166	SAT	0.31	0.38	0.14	0.22	-	0.06	0.21	0.07	-	-	-
Rl Benchmarks	167	UNSAT	0.31	0.40	0.05	0.02	-	0.11	0.11	0.05	-	-	-
Rl Benchmarks	168	SAT	0.35	0.41	0.07	0.22	-	0.11	0.21	0.04	-	-	-
Rl Benchmarks	169	SAT	0.34	0.39	0.08	0.22	-	0.08	0.21	0.03	-	-	-
Rl Benchmarks	170	SAT	0.34	0.38	0.10	0.20	-	0.06	0.21	0.06	-	-	-
Rl Benchmarks	171	SAT	0.31	0.28	0.06	0.19	-	0.06	0.21	0.07	-	-	-
Rl Benchmarks	172	UNSAT	0.34	0.31	0.14	0.02	-	0.06	0.05	0.09	-	-	-
Rl Benchmarks	173	SAT	0.33	0.18	0.08	0.22	-	0.08	0.21	0.05	-	-	-
Rl Benchmarks	174	UNSAT	0.33	0.19	0.09	0.02	-	0.23	0.11	0.22	-	-	-
Rl Benchmarks	175	UNSAT	0.34	0.14	0.06	0.02	-	0.08	0.05	0.06	-	-	-
Rl Benchmarks	176	SAT	0.33	0.24	0.05	0.23	-	0.08	0.21	0.06	-	-	-
Rl Benchmarks	177	SAT	0.34	0.13	0.10	0.19	-	0.07	0.21	0.04	-	-	-
Rl Benchmarks	178	UNSAT	0.34	0.14	0.05	0.01	-	0.09	0.11	0.05	-	-	-
Rl Benchmarks	179	UNSAT	0.33	0.29	0.09	0.04	-	0.08	0.06	0.03	-	-	86.1
Rl Benchmarks	180	UNSAT	0.33	0.14	0.08	<0.01	-	0.08	0.05	0.05	-	-	-
Rl Benchmarks	181	SAT	0.33	0.18	0.09	0.20	-	0.06	0.21	0.03	-	-	-
Rl Benchmarks	182	UNSAT	0.30	0.15	0.10	0.02	-	0.09	0.11	0.06	-	-	-
Rl Benchmarks	183	UNSAT	0.31	0.26	0.08	0.01	-	0.09	0.06	0.07	-	-	-
Rl Benchmarks	184	SAT	0.33	0.26	0.08	0.19	-	0.07	0.21	0.05	-	-	-
Rl Benchmarks	185	SAT	0.35	0.32	0.08	0.19	-	0.07	0.20	0.06	-	-	-
Rl Benchmarks	186	SAT	0.30	0.25	0.12	0.23	-	0.07	0.21	0.08	-	-	57.4
Rl Benchmarks	187	SAT	0.31	0.15	0.03	0.23	-	0.08	0.21	0.05	-	-	70.5
Rl Benchmarks	188	SAT	0.29	0.10	0.10	0.23	-	0.07	0.21	0.06	-	-	-
Rl Benchmarks	189	UNSAT	0.29	0.12	0.07	0.01	-	0.06	0.06	0.04	-	-	-
Rl Benchmarks	190	UNSAT	0.32	0.17	0.04	0.02	-	0.06	0.06	0.04	-	-	-
Rl Benchmarks	191	UNSAT	0.29	0.15	0.07	<0.01	-	0.09	0.06	0.02	-	-	-
Rl Benchmarks	192	UNSAT	0.29	0.11	0.07	0.01	-	0.08	0.05	0.02	-	-	-
Rl Benchmarks	193	SAT	0.30	0.18	0.07	0.21	-	0.08	0.21	0.02	-	-	-
Rl Benchmarks	194	UNSAT	0.29	0.32	0.08	0.02	-	0.08	0.10	0.07	-	-	-
Rl Benchmarks	195	SAT	0.32	0.21	0.07	0.20	-	0.12	0.21	0.06	-	-	-
Rl Benchmarks	196	SAT	0.33	0.14	0.09	0.20	-	0.08	0.21	0.08	-	-	-
Rl Benchmarks	197	SAT	0.32	0.25	0.10	0.21	-	0.06	0.21	0.06	-	-	-
Rl Benchmarks	198	SAT	0.31	0.15	0.11	0.19	-	0.06	0.21	0.05	-	-	-
Rl Benchmarks	199	SAT	0.66	0.25	0.08	0.21	0.04	0.07	0.21	0.06	-	-	-

Table 27: Instance Runtimes. Fastest times are blue. Second fastest are green. Penalties are red crosses (X).

Category	Id	Result	α, β -C	MnB	Verin	nne	CGD	Pereg	Marab	Debon	FastBaT	Verap	Averi
Rl Benchmarks	200	UNSAT	0.15	0.25	0.09	0.76	-	0.52	0.31	12.0	-	-	-
Rl Benchmarks	201	UNSAT	0.16	0.32	0.08	1.06	-	0.52	0.31	95.5	-	-	-
Rl Benchmarks	202	UNSAT	0.17	0.42	0.08	0.99	-	0.54	0.31	-	-	-	-
Rl Benchmarks	203	UNSAT	0.20	0.52	0.08	0.66	-	0.50	0.31	-	-	-	-
Rl Benchmarks	204	UNSAT	0.17	0.41	0.10	0.70	-	0.50	0.31	-	-	-	-
Rl Benchmarks	205	UNSAT	0.16	0.34	0.08	0.02	-	0.49	0.31	0.07	-	-	-
Rl Benchmarks	206	UNSAT	0.15	0.52	0.04	0.78	-	0.48	0.31	12.0	-	-	-
Rl Benchmarks	207	UNSAT	0.15	0.46	0.10	0.01	-	0.50	0.31	53.6	-	-	-
Rl Benchmarks	208	UNSAT	0.18	0.35	0.35	1.23	-	0.87	1.41	-	-	-	-
Rl Benchmarks	209	UNSAT	0.17	0.47	0.10	0.71	-	0.53	1.06	-	-	-	-
Rl Benchmarks	210	UNSAT	0.16	0.34	0.09	0.02	1.53	5.32	1.06	-	-	-	-
Rl Benchmarks	211	UNSAT	0.15	0.35	0.10	<0.01	-	0.51	0.31	0.30	-	-	-
Rl Benchmarks	212	UNSAT	0.15	0.36	0.09	0.01	-	0.50	0.31	-	-	-	-
Rl Benchmarks	213	UNSAT	0.16	0.35	0.11	0.01	1.41	5.22	0.91	0.25	-	-	-
Rl Benchmarks	214	UNSAT	0.17	0.41	0.08	0.02	-	0.48	0.31	-	-	-	-
Rl Benchmarks	215	UNSAT	0.13	0.42	0.11	0.01	1.31	4.93	1.16	-	-	-	-
Rl Benchmarks	216	UNSAT	0.15	0.44	0.07	<0.01	1.52	5.46	0.91	1.59	-	-	-
Rl Benchmarks	217	UNSAT	0.14	0.47	0.06	0.02	1.48	5.39	1.06	-	-	-	-
Rl Benchmarks	218	UNSAT	0.50	0.39	0.50	2.55	-	1.29	5.67	-	-	-	-
Rl Benchmarks	219	UNSAT	0.15	0.35	0.10	0.01	-	0.48	0.31	0.08	-	-	-
Rl Benchmarks	220	UNSAT	0.15	0.47	0.10	0.01	-	0.50	0.31	0.06	-	-	-
Rl Benchmarks	221	UNSAT	0.49	0.49	0.65	5.49	-	1.80	6.18	-	-	-	-
Rl Benchmarks	222	UNSAT	0.15	0.47	0.08	0.02	-	0.46	0.31	0.05	-	-	-
Rl Benchmarks	223	UNSAT	0.14	0.26	0.05	<0.01	-	0.46	0.31	0.04	-	-	-
Rl Benchmarks	224	UNSAT	0.13	0.39	0.10	0.01	-	0.50	0.31	-	-	-	-
Rl Benchmarks	225	UNSAT	0.65	2.11	1.43	-	-	3.51	-	-	-	-	-
Rl Benchmarks	226	UNSAT	0.15	0.39	0.33	0.58	-	0.53	1.22	-	-	-	-
Rl Benchmarks	227	UNSAT	0.19	0.50	0.05	0.01	-	0.47	0.31	0.06	-	-	-
Rl Benchmarks	228	UNSAT	0.18	0.49	0.33	0.94	-	1.16	2.16	-	-	-	-
Rl Benchmarks	229	UNSAT	0.17	0.54	0.31	1.14	-	0.83	1.46	-	-	-	-
Rl Benchmarks	230	UNSAT	0.15	0.33	0.10	0.02	-	0.45	0.31	0.07	-	-	-
Rl Benchmarks	231	UNSAT	0.17	0.35	0.07	0.01	-	0.49	0.31	-	-	-	-
Rl Benchmarks	232	UNSAT	0.17	0.39	0.10	0.02	-	0.48	0.31	0.06	-	-	-
Rl Benchmarks	233	UNSAT	0.15	0.40	0.10	<0.01	-	0.50	0.31	2.32	-	-	-
Rl Benchmarks	234	UNSAT	0.17	0.36	0.07	0.02	-	0.46	0.31	0.11	-	-	-
Rl Benchmarks	235	UNSAT	0.16	0.38	0.06	0.01	-	0.51	0.31	0.49	-	-	-
Rl Benchmarks	236	UNSAT	0.17	0.42	0.10	<0.01	-	0.50	0.31	3.68	-	-	-
Rl Benchmarks	237	UNSAT	0.17	0.34	0.09	<0.01	-	0.51	0.31	0.04	-	-	-
Rl Benchmarks	238	UNSAT	0.15	0.35	0.09	<0.01	-	0.46	0.31	0.09	-	-	-
Rl Benchmarks	239	UNSAT	0.17	0.28	0.09	0.29	-	0.48	0.31	-	-	-	-
Rl Benchmarks	240	UNSAT	0.15	0.22	0.04	0.01	-	0.46	0.31	0.04	-	-	-
Rl Benchmarks	241	UNSAT	0.15	0.13	0.08	0.01	-	0.49	0.31	0.34	-	-	-
Rl Benchmarks	242	UNSAT	0.14	0.21	0.07	0.59	-	0.48	0.91	13.4	-	-	-
Rl Benchmarks	243	UNSAT	0.51	0.28	0.33	1.85	-	0.51	0.96	-	-	-	-
Rl Benchmarks	244	UNSAT	0.16	0.20	0.07	0.51	-	0.50	1.01	-	-	-	-
Rl Benchmarks	245	UNSAT	0.13	0.22	0.10	0.01	-	0.47	0.31	1.39	-	-	-
Rl Benchmarks	246	UNSAT	0.15	0.20	0.09	0.03	-	0.46	0.31	0.09	-	-	-
Rl Benchmarks	247	UNSAT	0.13	0.28	0.10	0.20	-	0.48	0.31	0.30	-	-	-
Rl Benchmarks	248	UNSAT	0.13	0.27	0.07	0.40	-	0.47	0.96	-	-	-	-
Rl Benchmarks	249	UNSAT	0.15	0.12	0.07	0.25	-	0.50	0.31	-	-	-	-
Rl Benchmarks	250	UNSAT	0.15	0.34	0.09	0.53	-	0.49	0.91	-	-	-	-
Rl Benchmarks	251	UNSAT	0.15	0.19	0.12	0.02	-	0.49	0.31	0.05	-	-	-
Rl Benchmarks	252	UNSAT	0.14	0.26	0.30	0.72	-	1.04	1.51	-	-	-	-
Rl Benchmarks	253	UNSAT	0.68	2.50	1.57	-	-	5.52	-	-	-	-	-
Rl Benchmarks	254	UNSAT	0.16	0.14	0.11	0.01	-	0.48	0.31	0.04	-	-	-
Rl Benchmarks	255	UNSAT	0.68	0.75	1.28	1.94	X	4.47	8.78	-	-	-	-
Rl Benchmarks	256	UNSAT	0.17	0.30	0.10	0.02	-	0.47	0.31	0.06	-	-	-
Rl Benchmarks	257	UNSAT	0.52	0.45	0.42	2.96	-	1.72	3.27	-	-	-	-
Rl Benchmarks	258	UNSAT	0.17	0.30	0.07	0.01	-	0.49	0.31	-	-	-	-
Rl Benchmarks	259	SAT	0.53	0.34	0.13	0.21	0.08	0.14	1.06	0.09	-	-	-
Rl Benchmarks	260	UNSAT	0.17	0.30	0.11	0.02	-	0.50	0.31	0.10	-	-	-
Rl Benchmarks	261	SAT	0.19	0.30	0.12	0.25	0.01	0.12	0.96	0.18	-	-	-
Rl Benchmarks	262	UNSAT	0.51	0.38	0.28	0.73	-	1.01	2.62	-	-	-	-
Rl Benchmarks	263	UNSAT	0.53	0.49	0.54	4.68	-	1.70	5.42	-	-	-	-
Rl Benchmarks	264	UNSAT	0.16	0.73	0.32	0.81	-	0.78	1.46	-	-	-	-
Rl Benchmarks	265	UNSAT	0.16	0.32	0.07	0.02	-	0.47	0.31	0.33	-	-	-
Rl Benchmarks	266	UNSAT	0.66	2.89	1.30	2.55	X	7.22	14.1	-	-	-	-
Rl Benchmarks	267	SAT	0.52	0.40	0.09	0.41	0.06	6.71	1.01	-	-	-	-

Table 27: Instance Runtimes. Fastest times are blue. Second fastest are green. Penalties are red crosses (X).

Category	Id	Result	α, β -C	MnB	Verin	nnen	CGD	Pereg	Marab	Debon	FastBaT	Verap	Averi
Rl Benchmarks	268	SAT	0.52	5.75	0.09	2.97	0.07	8.29	1.01	0.31	-	-	-
Rl Benchmarks	269	SAT	0.18	0.41	0.10	0.21	0.06	0.15	0.96	0.52	-	-	-
Rl Benchmarks	270	UNSAT	0.16	0.38	0.09	0.01	-	0.47	0.31	-	-	-	-
Rl Benchmarks	271	SAT	0.52	0.28	0.09	0.25	0.07	5.54	0.96	0.63	-	-	-
Rl Benchmarks	272	UNSAT	0.58	1.11	0.86	2.23	-	2.32	12.0	-	-	-	-
Rl Benchmarks	273	SAT	0.48	0.34	0.12	3.41	0.10	6.06	1.06	-	-	-	-
Rl Benchmarks	274	UNSAT	0.12	0.34	0.07	0.20	-	0.49	0.31	0.88	-	-	-
Rl Benchmarks	275	SAT	0.48	0.39	0.15	0.23	0.06	0.14	0.96	0.68	-	-	-
Rl Benchmarks	276	UNSAT	0.50	0.32	0.10	0.20	-	0.48	0.81	-	-	-	-
Rl Benchmarks	277	UNSAT	0.16	0.37	0.09	<0.01	-	0.45	0.31	0.08	-	-	-
Rl Benchmarks	278	SAT	0.49	0.38	0.11	0.25	0.06	0.13	0.96	1.65	-	-	-
Rl Benchmarks	279	UNSAT	0.14	0.17	0.15	0.20	X	0.49	0.91	-	-	-	-
Rl Benchmarks	280	SAT	0.14	0.24	0.09	0.19	0.04	0.13	0.91	0.08	-	-	-
Rl Benchmarks	281	UNSAT	0.16	0.27	0.11	<0.01	-	0.47	0.31	0.06	-	-	-
Rl Benchmarks	282	SAT	0.16	0.20	0.12	0.21	0.02	0.14	0.91	0.07	-	-	-
Rl Benchmarks	283	UNSAT	0.14	0.32	0.06	<0.01	-	0.45	0.31	0.06	-	-	-
Rl Benchmarks	284	SAT	0.51	0.26	0.11	0.21	0.07	6.97	0.91	0.15	-	-	-
Rl Benchmarks	285	UNSAT	0.53	0.30	0.24	0.20	-	1.49	2.11	-	-	-	-
Rl Benchmarks	286	UNSAT	0.17	0.34	0.07	0.21	-	0.47	0.91	-	-	-	-
Rl Benchmarks	287	SAT	0.52	0.14	0.08	0.26	0.07	2.46	0.91	0.14	-	-	-
Rl Benchmarks	288	SAT	0.18	0.38	0.10	0.20	0.02	0.13	0.91	0.06	-	-	-
Rl Benchmarks	289	SAT	0.50	0.12	0.11	0.20	0.11	5.96	0.86	-	-	-	-
Rl Benchmarks	290	UNSAT	0.15	0.17	0.07	<0.01	-	0.48	0.31	-	-	-	-
Rl Benchmarks	291	UNSAT	0.16	0.24	0.10	0.02	-	0.46	0.31	0.05	-	-	-
Rl Benchmarks	292	UNSAT	0.15	0.11	0.06	<0.01	-	0.46	0.31	0.05	-	-	-
Rl Benchmarks	293	SAT	0.51	0.19	0.10	0.22	0.08	0.15	0.91	-	-	-	-
Rl Benchmarks	294	SAT	0.19	0.22	0.09	0.23	<0.01	0.17	0.91	0.15	-	-	-
Rl Benchmarks	295	SAT	0.20	0.28	0.10	0.20	<0.01	0.17	0.86	0.15	-	-	-
Sri Resnet A	0	SAT	2.98	0.47	4.33	-	6.96	-	-	-	-	-	-
Sri Resnet A	1	?	-	-	-	-	-	-	-	-	-	-	-
Sri Resnet A	2	SAT	3.40	0.64	4.51	-	-	-	-	-	-	-	-
Sri Resnet A	3	?	-	-	-	-	-	-	-	-	-	-	-
Sri Resnet A	4	?	-	-	-	-	-	-	-	-	-	-	-
Sri Resnet A	5	?	-	-	-	-	-	-	-	-	-	-	-
Sri Resnet A	6	UNSAT	-	-	-	-	26.8	-	-	-	-	-	-
Sri Resnet A	7	UNSAT	-	-	-	-	26.6	-	-	-	-	-	-
Sri Resnet A	8	?	-	-	-	-	-	-	-	-	-	-	-
Sri Resnet A	9	UNSAT	-	-	-	-	26.9	-	-	-	-	-	-
Sri Resnet A	10	UNSAT	-	-	-	-	27.3	-	-	-	-	-	-
Sri Resnet A	11	SAT	3.39	0.89	4.73	-	-	-	-	-	-	-	-
Sri Resnet A	12	?	-	-	-	-	-	-	-	-	-	-	-
Sri Resnet A	13	SAT	2.66	0.95	4.47	-	-	-	-	-	-	-	-
Sri Resnet A	14	UNSAT	-	-	-	-	27.0	-	-	-	-	-	-
Sri Resnet A	15	?	-	-	-	-	-	-	-	-	-	-	-
Sri Resnet A	16	UNSAT	2.62	0.67	4.29	-	27.5	-	-	-	-	-	-
Sri Resnet A	17	UNSAT	-	-	-	-	26.9	-	-	-	-	-	-
Sri Resnet A	18	SAT	3.40	0.70	4.35	-	6.59	-	-	-	-	-	-
Sri Resnet A	19	UNSAT	8.42	18.5	6.12	-	-	-	-	-	-	-	-
Sri Resnet A	20	UNSAT	-	-	-	-	27.2	-	-	-	-	-	-
Sri Resnet A	21	UNSAT	2.60	0.66	4.27	-	27.1	-	-	-	-	-	-
Sri Resnet A	22	?	-	-	-	-	-	-	-	-	-	-	-
Sri Resnet A	23	SAT	3.41	0.73	4.66	-	-	-	-	-	-	-	-
Sri Resnet A	24	SAT	3.41	0.72	4.72	-	5.99	-	-	-	-	-	-
Sri Resnet A	25	UNSAT	19.5	126	-	-	27.1	-	-	-	-	-	-
Sri Resnet A	26	?	-	-	-	-	-	-	-	-	-	-	-
Sri Resnet A	27	?	-	-	-	-	-	-	-	-	-	-	-
Sri Resnet A	28	SAT	3.42	0.71	4.75	-	5.86	-	-	-	-	-	-
Sri Resnet A	29	?	-	-	-	-	-	-	-	-	-	-	-
Sri Resnet A	30	UNSAT	22.2	121	-	-	26.2	-	-	-	-	-	-
Sri Resnet A	31	SAT	3.40	0.63	4.37	-	6.23	-	-	-	-	-	-
Sri Resnet A	32	?	-	-	-	-	-	-	-	-	-	-	-
Sri Resnet A	33	?	-	-	-	-	-	-	-	-	-	-	-
Sri Resnet A	34	?	-	-	-	-	-	-	-	-	-	-	-
Sri Resnet A	35	?	-	-	-	-	-	-	-	-	-	-	-
Sri Resnet A	36	?	-	-	-	-	-	-	-	-	-	-	-
Sri Resnet A	37	?	-	-	-	-	-	-	-	-	-	-	-
Sri Resnet A	38	UNSAT	-	-	-	-	26.9	-	-	-	-	-	-
Sri Resnet A	39	?	-	-	-	-	-	-	-	-	-	-	-

Table 27: Instance Runtimes. Fastest times are blue. Second fastest are green. Penalties are red crosses (X).

Category	Id	Result	α, β -C	MnB	Verin	nmen	CGD	Pereg	Marab	Debon	FastBaT	Verap	Averi
Sri Resnet A	40	?	-	-	-	-	-	-	-	-	-	-	-
Sri Resnet A	41	?	-	-	-	-	-	-	-	-	-	-	-
Sri Resnet A	42	UNSAT	2.64	0.45	4.29	-	-	-	-	-	-	-	-
Sri Resnet A	43	UNSAT	2.64	0.37	4.25	-	27.3	-	-	-	-	-	-
Sri Resnet A	44	UNSAT	7.84	5.15	4.32	-	27.2	-	-	-	-	-	-
Sri Resnet A	45	UNSAT	2.30	0.37	4.23	-	27.3	-	-	-	-	-	-
Sri Resnet A	46	UNSAT	54.5	238	-	-	-	-	-	-	-	-	-
Sri Resnet A	47	SAT	3.44	0.53	4.89	-	-	-	-	-	-	-	-
Sri Resnet A	48	UNSAT	19.6	58.9	35.8	-	26.7	-	-	-	-	-	-
Sri Resnet A	49	UNSAT	2.62	0.40	4.34	-	27.9	-	-	-	-	-	-
Sri Resnet A	50	?	-	-	-	-	-	-	-	-	-	-	-
Sri Resnet A	51	SAT	3.46	0.64	4.85	-	-	-	-	-	-	-	-
Sri Resnet A	52	UNSAT	-	-	-	-	27.3	-	-	-	-	-	-
Sri Resnet A	53	UNSAT	20.0	32.0	-	-	27.5	-	-	-	-	-	-
Sri Resnet A	54	?	-	-	-	-	-	-	-	-	-	-	-
Sri Resnet A	55	UNSAT	27.2	130	-	-	26.8	-	-	-	-	-	-
Sri Resnet A	56	UNSAT	21.5	36.0	-	-	-	-	-	-	-	-	-
Sri Resnet A	57	?	-	-	-	-	-	-	-	-	-	-	-
Sri Resnet A	58	UNSAT	-	-	-	-	27.2	-	-	-	-	-	-
Sri Resnet A	59	UNSAT	127	-	-	-	26.8	-	-	-	-	-	-
Sri Resnet A	60	?	-	-	-	-	-	-	-	-	-	-	-
Sri Resnet A	61	?	-	-	-	-	-	-	-	-	-	-	-
Sri Resnet A	62	UNSAT	7.76	4.86	4.28	-	27.1	-	-	-	-	-	-
Sri Resnet A	63	UNSAT	7.77	5.02	4.42	-	27.2	-	-	-	-	-	-
Sri Resnet A	64	UNSAT	-	-	-	-	27.2	-	-	-	-	-	-
Sri Resnet A	65	UNSAT	136	-	-	-	-	-	-	-	-	-	-
Sri Resnet A	66	?	-	-	-	-	-	-	-	-	-	-	-
Sri Resnet A	67	?	-	-	-	-	-	-	-	-	-	-	-
Sri Resnet A	68	?	-	-	-	-	-	-	-	-	-	-	-
Sri Resnet A	69	UNSAT	2.63	0.42	4.31	-	-	-	-	-	-	-	-
Sri Resnet A	70	UNSAT	-	-	-	-	27.1	-	-	-	-	-	-
Sri Resnet A	71	SAT	2.99	0.74	4.44	-	5.77	-	-	-	-	-	-
Sri Resnet B	0	SAT	2.68	0.45	4.42	-	6.14	-	-	-	-	-	-
Sri Resnet B	1	UNSAT	-	-	-	-	27.9	-	-	-	-	-	-
Sri Resnet B	2	SAT	3.40	0.51	4.64	-	6.37	-	-	-	-	-	-
Sri Resnet B	3	?	-	-	-	-	-	-	-	-	-	-	-
Sri Resnet B	4	UNSAT	20.2	107	-	-	-	-	-	-	-	-	-
Sri Resnet B	5	UNSAT	51.2	152	-	-	26.7	-	-	-	-	-	-
Sri Resnet B	6	UNSAT	46.3	-	-	-	27.2	-	-	-	-	-	-
Sri Resnet B	7	UNSAT	20.7	144	-	-	26.8	-	-	-	-	-	-
Sri Resnet B	8	?	-	-	-	-	-	-	-	-	-	-	-
Sri Resnet B	9	SAT	3.44	0.48	4.41	-	6.64	-	-	-	-	-	-
Sri Resnet B	10	?	-	-	-	-	-	-	-	-	-	-	-
Sri Resnet B	11	?	-	-	-	-	-	-	-	-	-	-	-
Sri Resnet B	12	UNSAT	8.29	6.43	4.97	-	26.9	-	-	-	-	-	-
Sri Resnet B	13	?	-	-	-	-	-	-	-	-	-	-	-
Sri Resnet B	14	SAT	3.44	0.57	4.89	-	-	-	-	-	-	-	-
Sri Resnet B	15	UNSAT	2.70	0.41	4.30	-	-	-	-	-	-	-	-
Sri Resnet B	16	UNSAT	-	-	-	-	27.1	-	-	-	-	-	-
Sri Resnet B	17	?	-	-	-	-	-	-	-	-	-	-	-
Sri Resnet B	18	UNSAT	19.4	23.8	20.5	-	-	-	-	-	-	-	-
Sri Resnet B	19	UNSAT	-	-	-	-	27.0	-	-	-	-	-	-
Sri Resnet B	20	UNSAT	2.66	0.36	4.28	-	27.2	-	-	-	-	-	-
Sri Resnet B	21	SAT	3.42	0.48	5.31	-	6.09	-	-	-	-	-	-
Sri Resnet B	22	?	-	-	-	-	-	-	-	-	-	-	-
Sri Resnet B	23	SAT	3.47	0.46	5.06	-	6.36	-	-	-	-	-	-
Sri Resnet B	24	UNSAT	19.5	30.9	12.9	-	27.1	-	-	-	-	-	-
Sri Resnet B	25	?	-	-	-	-	-	-	-	-	-	-	-
Sri Resnet B	26	SAT	3.42	0.49	4.62	-	6.28	-	-	-	-	-	-
Sri Resnet B	27	SAT	3.06	0.45	4.41	-	5.06	-	-	-	-	-	-
Sri Resnet B	28	UNSAT	-	-	-	-	27.8	-	-	-	-	-	-
Sri Resnet B	29	UNSAT	2.64	0.41	4.26	-	-	-	-	-	-	-	-
Sri Resnet B	30	UNSAT	19.7	53.7	25.8	-	-	-	-	-	-	-	-
Sri Resnet B	31	?	-	-	-	-	-	-	-	-	-	-	-
Sri Resnet B	32	?	-	-	-	-	-	-	-	-	-	-	-
Sri Resnet B	33	?	-	-	-	-	-	-	-	-	-	-	-
Sri Resnet B	34	UNSAT	21.5	160	-	-	-	-	-	-	-	-	-
Sri Resnet B	35	?	-	-	-	-	-	-	-	-	-	-	-

Table 27: Instance Runtimes. Fastest times are blue. Second fastest are green. Penalties are red crosses (X).

Category	Id	Result	α, β -C	MnB	Verin	nmen	CGD	Pereg	Marab	Debon	FastBaT	Verap	Averi
Sri Resnet B	36	?	-	-	-	-	-	-	-	-	-	-	-
Sri Resnet B	37	?	-	-	-	-	-	-	-	-	-	-	-
Sri Resnet B	38	UNSAT	-	-	-	-	27.0	-	-	-	-	-	-
Sri Resnet B	39	?	-	-	-	-	-	-	-	-	-	-	-
Sri Resnet B	40	UNSAT	2.69	0.49	4.31	-	-	-	-	-	-	-	-
Sri Resnet B	41	UNSAT	2.65	0.24	4.30	-	27.0	-	-	-	-	-	-
Sri Resnet B	42	UNSAT	19.9	32.0	25.5	-	-	-	-	-	-	-	-
Sri Resnet B	43	UNSAT	2.31	0.33	4.34	-	26.9	-	-	-	-	-	-
Sri Resnet B	44	UNSAT	-	-	-	-	27.2	-	-	-	-	-	-
Sri Resnet B	45	UNSAT	8.15	5.98	4.50	-	26.9	-	-	-	-	-	-
Sri Resnet B	46	UNSAT	2.64	0.44	4.36	-	27.3	-	-	-	-	-	-
Sri Resnet B	47	?	-	-	-	-	-	-	-	-	-	-	-
Sri Resnet B	48	SAT	3.01	0.51	4.50	-	6.10	-	-	-	-	-	-
Sri Resnet B	49	?	-	-	-	-	-	-	-	-	-	-	-
Sri Resnet B	50	UNSAT	2.33	0.39	4.32	-	-	-	-	-	-	-	-
Sri Resnet B	51	UNSAT	19.7	17.0	5.81	-	27.0	-	-	-	-	-	-
Sri Resnet B	52	UNSAT	2.68	0.44	4.26	-	28.1	-	-	-	-	-	-
Sri Resnet B	53	UNSAT	24.9	189	-	-	-	-	-	-	-	-	-
Sri Resnet B	54	UNSAT	-	-	-	-	27.2	-	-	-	-	-	-
Sri Resnet B	55	?	-	-	-	-	-	-	-	-	-	-	-
Sri Resnet B	56	?	-	-	-	-	-	-	-	-	-	-	-
Sri Resnet B	57	SAT	3.43	0.44	4.94	-	5.72	-	-	-	-	-	-
Sri Resnet B	58	UNSAT	2.66	0.38	4.29	-	-	-	-	-	-	-	-
Sri Resnet B	59	UNSAT	2.69	0.43	4.38	-	28.0	-	-	-	-	-	-
Sri Resnet B	60	UNSAT	22.9	37.7	-	-	-	-	-	-	-	-	-
Sri Resnet B	61	UNSAT	22.7	132	-	-	26.8	-	-	-	-	-	-
Sri Resnet B	62	?	-	-	-	-	-	-	-	-	-	-	-
Sri Resnet B	63	?	-	-	-	-	-	-	-	-	-	-	-
Sri Resnet B	64	?	-	-	-	-	-	-	-	-	-	-	-
Sri Resnet B	65	UNSAT	2.68	0.45	4.33	-	-	-	-	-	-	-	-
Sri Resnet B	66	?	-	-	-	-	-	-	-	-	-	-	-
Sri Resnet B	67	?	-	-	-	-	-	-	-	-	-	-	-
Sri Resnet B	68	?	-	-	-	-	-	-	-	-	-	-	-
Sri Resnet B	69	UNSAT	2.63	0.46	4.34	-	27.2	-	-	-	-	-	-
Sri Resnet B	70	?	-	-	-	-	-	-	-	-	-	-	-
Sri Resnet B	71	SAT	3.45	0.49	4.71	-	5.78	-	-	-	-	-	-
Tllverifybench	0	SAT	0.12	0.31	2.75	0.23	-	0.09	0.50	0.08	<0.01	-	-
Tllverifybench	1	SAT	0.14	0.32	4.31	0.24	0.07	0.11	3.11	1.75	<0.01	-	-
Tllverifybench	2	SAT	0.13	0.31	2.81	0.24	-	0.09	0.46	0.08	<0.01	-	-
Tllverifybench	3	UNSAT	1.16	0.72	7.32	-	-	2.90	41.1	-	<0.01	-	-
Tllverifybench	4	UNSAT	1.19	0.54	7.27	1.91	-	2.18	13.7	-	0.02	-	-
Tllverifybench	5	SAT	0.17	0.44	2.94	0.29	0.07	0.30	4.96	2.08	0.02	-	-
Tllverifybench	6	UNSAT	1.35	1.86	9.81	-	-	8.58	-	-	<0.01	-	-
Tllverifybench	7	SAT	0.46	0.34	8.64	0.29	0.43	0.33	10.1	0.08	0.06	-	-
Tllverifybench	8	UNSAT	1.61	2.00	11.3	-	-	8.81	55.6	-	0.02	-	-
Tllverifybench	9	SAT	0.27	0.39	2.94	0.45	-	0.97	29.3	0.19	<0.01	-	-
Tllverifybench	10	UNSAT	1.63	2.61	18.6	-	-	8.53	69.6	-	<0.01	-	-
Tllverifybench	11	SAT	0.33	0.36	2.82	0.45	-	0.97	29.8	0.18	0.03	-	-
Tllverifybench	12	UNSAT	3.56	13.4	22.1	-	-	76.8	-	-	<0.01	-	-
Tllverifybench	13	SAT	0.65	0.47	2.89	0.93	0.19	2.59	182	0.35	0.03	-	-
Tllverifybench	14	SAT	0.69	0.44	2.95	0.93	-	2.72	94.8	0.38	0.02	-	-
Tllverifybench	15	SAT	0.68	0.40	2.89	0.91	-	2.70	96.7	0.40	0.01	-	-
Tllverifybench	16	SAT	1.59	0.56	3.15	1.90	-	5.96	253	0.87	0.03	-	-
Tllverifybench	17	SAT	1.47	0.49	3.23	2.27	0.41	6.01	243	0.97	<0.01	-	-
Tllverifybench	18	UNSAT	5.86	28.0	45.5	-	-	44.4	-	-	0.03	-	-
Tllverifybench	19	UNSAT	5.54	26.8	59.0	-	-	52.1	-	-	0.10	-	-
Tllverifybench	20	UNSAT	6.92	22.9	84.1	-	-	96.2	-	-	0.08	-	-
Tllverifybench	21	SAT	3.03	0.70	30.2	5.07	0.71	11.9	522	-	<0.01	-	-
Tllverifybench	22	SAT	2.93	0.73	3.70	4.67	-	11.8	525	1.92	0.03	-	-
Tllverifybench	23	SAT	2.91	0.71	3.63	5.02	-	11.8	506	2.02	<0.01	-	-
Tllverifybench	24	SAT	5.68	1.06	131	10.9	1.43	20.9	-	-	<0.01	-	-
Tllverifybench	25	SAT	5.64	0.96	4.33	10.9	-	20.9	-	4.11	0.04	-	-
Tllverifybench	26	SAT	5.35	0.82	4.41	11.0	-	21.0	-	4.19	0.02	-	-
Tllverifybench	27	SAT	5.68	0.80	156	10.7	1.45	21.0	-	4.06	0.15	-	-
Tllverifybench	28	UNSAT	17.3	43.7	447	-	X	265	-	-	0.10	-	-
Tllverifybench	29	SAT	8.99	1.39	6.61	21.0	-	36.3	-	8.24	0.02	-	-
Tllverifybench	30	SAT	9.88	1.31	6.64	21.1	2.31	35.5	-	7.72	0.22	-	-

Table 27: Instance Runtimes. Fastest times are blue. Second fastest are green. Penalties are red crosses (X).

Category	Id	Result	α, β -C	MnB	Verin	nmen	CGD	Pereg	Marab	Debon	FastBaT	Verap	Averi
Tllverifybench	31	UNSAT	24.6	94.9	595	-	-	-	-	-	0.03	-	-
Vggnet16 2022	0	UNSAT	7.79	1.70	11.0	31.0	-	-	-	-	-	-	-
Vggnet16 2022	1	UNSAT	7.78	1.77	62.1	27.6	-	-	-	-	-	-	-
Vggnet16 2022	2	UNSAT	7.83	353	742	45.9	X	-	-	-	-	-	-
Vggnet16 2022	3	UNSAT	7.73	3.51	13.5	30.4	X	-	-	-	-	-	-
Vggnet16 2022	4	UNSAT	72.1	-	-	983	-	-	-	-	-	-	-
Vggnet16 2022	5	UNSAT	14.3	-	-	197	-	-	-	-	-	-	-
Vggnet16 2022	6	UNSAT	7.76	5.45	16.3	32.6	X	-	-	-	-	-	-
Vggnet16 2022	7	SAT	7.20	8.65	17.3	29.4	644	-	-	-	-	-	-
Vggnet16 2022	8	UNSAT	164	-	-	-	X	-	-	-	-	-	-
Vggnet16 2022	9	UNSAT	18.9	-	-	171	-	-	-	-	-	-	-
Vggnet16 2022	10	UNSAT	7.87	-	-	61.8	-	-	-	-	-	-	-
Vggnet16 2022	11	UNSAT	54.2	-	-	936	-	-	-	-	-	-	-
Vggnet16 2022	12	UNSAT	18.5	-	-	145	-	-	-	-	-	-	-
Vggnet16 2022	13	UNSAT	1003	-	-	-	-	-	-	-	-	-	-
Vggnet16 2022	14	UNSAT	857	-	-	-	-	-	-	-	-	-	-
Vggnet16 2022	15	SAT	-	-	-	-	642	-	-	-	-	-	-
Vggnet16 2022	16	?	-	-	-	-	-	-	-	-	-	-	-
Vggnet16 2022	17	?	-	-	-	-	-	-	-	-	-	-	-

* For the 20th example in `collins-rul-cnn`, CGDTest reported UNSAT, conflicting with SAT reported by α, β -CROWN. α, β -CROWN team provided a counterexample (CE) after scoring, proving the ground truth to be SAT. However, α, β -CROWN was penalized because the CE was not saved to disk during the competition.