

# StyleDomain: Efficient and Lightweight Parameterizations of StyleGAN for One-shot and Few-shot Domain Adaptation

Aibek Alanov<sup>1,2,\*</sup>, Vadim Titov<sup>2,\*</sup>, Maksim Nakhodnov<sup>2,\*</sup>, Dmitry Vetrov<sup>1,2</sup>

<sup>1</sup>HSE University <sup>2</sup>AIRI

aalanov@hse.ru, titov@2a2i.org, nakhodnov@2a2i.org, dvetrov@hse.ru

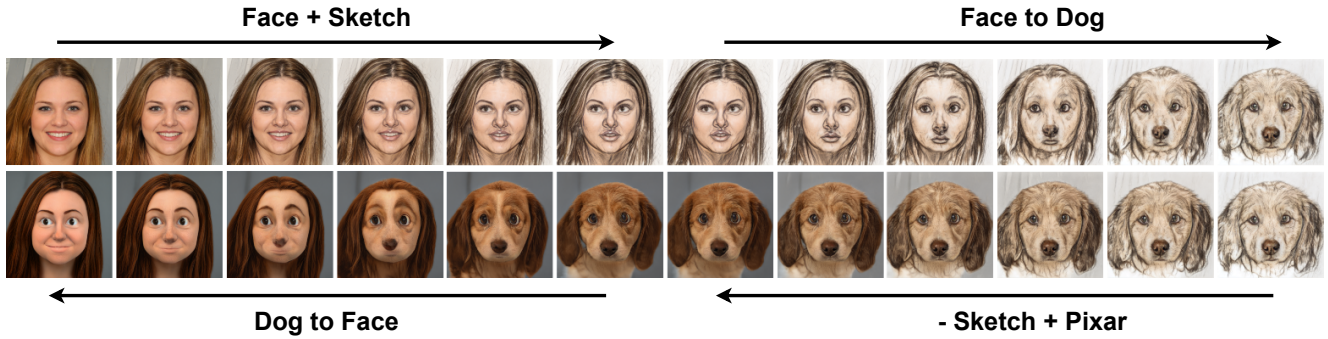


Figure 1: Smooth cross-domain image morphing. Morphing in the space of generator weights could be successfully combined with morphing using StyleDomain directions, i.e. directions in the StyleSpace that can adapt the generator to new domains (see Section 4).

## Abstract

Domain adaptation of GANs is a problem of fine-tuning the state-of-the-art GAN models (e.g. StyleGAN) pretrained on a large dataset to a specific domain with few samples (e.g. painting faces, sketches, etc.). While there are a great number of methods that tackle this problem in different ways, there are still many important questions that remain unanswered. In this paper, we provide a systematic and in-depth analysis of the domain adaptation problem of GANs, focusing on the StyleGAN model. First, we perform a detailed exploration of the most important parts of StyleGAN that are responsible for adapting the generator to a new domain depending on the similarity between the source and target domains. As a result of this in-depth study, we propose new efficient and lightweight parameterizations of StyleGAN for domain adaptation. Particularly, we show there exist directions in StyleSpace (StyleDomain directions) that are sufficient for adapting to similar domains and they can be reduced further. For dissimilar domains, we propose Affine+ and AffineLight+ parameterizations that allows us to outperform existing baselines in few-shot adaptation with low data regime. Finally, we

examine StyleDomain directions and discover their many surprising properties that we apply for domain mixing and cross-domain image morphing.

## 1. Introduction

Recent years GANs [12, 20, 21, 19, 5] have shown impressive results in image synthesis and offered many ways to control the generated data. In particular, the state-of-the-art StyleGAN models [20, 21, 19] have many practical applications such as image enhancement [46, 24, 6, 41], image editing [17, 35, 14, 37, 1, 43, 29], image-to-image translation [31, 16, 36, 11] thanks to their high-quality image generation and their latent representation that has rich semantics and disentangled controls for localized meaningful image manipulations. However, it comes at a price, as the training of StyleGAN requires a large, high-quality dataset that significantly limits its applicability because many real-world domains are represented by few images. The standard approach to deal with this problem is transfer learning, i.e. fine-tuning the model pretrained on the source domain  $A$  to the target domain  $B$ .

There are many domain adaptation methods for StyleGAN [18, 39, 50, 52, 23, 45, 28, 31, 4, 11, 55, 44] that

\*Equal contribution

tackle this problem in different ways depending on the number of available images (e.g., one-shot/few-shot) from the target domain  $B$  and the similarity between the source  $A$  and target  $B$  domains (e.g., faces  $\rightarrow$  sketches, artistic portraits, or faces  $\rightarrow$  dogs, cats). Most of these works implicitly assume that StyleGAN can be adapted to a new domain only if we fine-tune almost all its weights, even for similar domains. However, this common wisdom is poorly investigated and verified and there is a lack of analysis of which parts of StyleGAN are important depending on different data regimes and the similarity between domains.

In this work, we aim to provide a systematic and comprehensive analysis of this question. Our investigation of the properties of the aligned StyleGAN models consists of several parts. First, in Section 3, we identify what parts of the StyleGAN are sufficient for its adaptation depending on the similarity between the source  $A$  and target  $B$  domains. We discover that fine-tuning the whole synthesis convolutional network is not always necessary. In the case of similar  $A$  and  $B$  domains, the affine layers are sufficient for the adaptation. For more distant domains, we should optimize more parameters, however not the whole network. It suggests investigating new more efficient and lightweight parameterizations of StyleGAN to utilize them for domain adaptation.

In the second part of our analysis, we propose two new parameterizations of StyleGAN. For similar domains, we consider the latent space that is formed by the output of affine layers, i.e. StyleSpace [43]. We show that we can directly optimize directions in this space that can adapt to similar target domains with the same quality as fine-tuning all weights of StyleGAN (we call such directions as *StyleDomain* directions). Further, we explore that we can zero out 80% of StyleDomain direction coordinates without a quality degradation that gives even more lightweight parameterization (*StyleSpaceSparse*). For more distant domains, we propose a new parameterization *Affine+* that consists of affine layers and only one convolutional block from the synthesis network. It reduces the number of trainable parameters by 6 times and achieves the same quality. Then, we further improve *Affine+* parameterization by utilizing low-rank decomposition for weights of affine layers and obtain *AffineLight+* parameterization. It allows us to optimize by two orders less parameters compared to training the whole StyleGAN. These parameterizations show the state-of-the-art performance for few-shot adaptation for dissimilar domains outperforming more complicated and expensive baselines.

Additionally, in Section 4, we inspect StyleDomain directions and discover their surprising properties. The first one is mixability, i.e. we can sum up these directions to obtain a new mixed domain (e.g., see Figure 6 as a mix of the Joker style, Pixar style and the style from the image). The

second impressive property is transferability, i.e. the same StyleDomain directions can be applied to StyleGAN models that were fine-tuned to other domains (e.g., see Figure 5 where we apply directions found for faces to dogs, cats and churches). We apply these findings to standard computer vision tasks such as image-to-image translation and cross-domain morphing.

## 2. Related Work

**Latent Spaces of StyleGAN.** After recent remarkable success of GANs [12, 20, 21, 19, 5] in image synthesis, many works appeared that explore their latent representation for controllable image manipulation. In particular, the latent space of StyleGAN [20, 21, 19] has attracted considerable attention. It consists of three levels: (i) the first latent space,  $\mathcal{Z}$ , is raw random noise (typically Gaussian); (ii) the intermediate latent spaces  $\mathcal{W}, \mathcal{W}+$  [1] are formed by the output of the mapping network; (iii) the last level is StyleSpace,  $\mathcal{S}$ , [43] that is spanned by the channel-wise style parameters after affine layers. It has been shown that these latent spaces have rich semantics [20, 21], and especially the StyleSpace that demonstrates the most disentangled and localized semantical directions [43]. In recent years many works have proposed to utilize such appealing properties of the StyleGAN latent spaces for image editing tasks [17, 35, 14, 37, 1, 43, 29]. To apply these methods for real images it is necessary to inverse them into one of the latent space of StyleGAN which is another task that draws significant attention [1, 21, 13, 30, 33, 38, 54, 53]. We should note that all mentioned methods for image manipulation by controlling StyleGAN latent space allow only in-domain editing. In this paper, we show that in StyleSpace there exist such directions that can change the domain of images.

**Domain Adaptation of StyleGAN.** Recent years the problem of fine-tuning StyleGAN has generated a great deal of interest as it allows training the state-of-the-art generative model for a domain with few samples. There have appeared many works that tackle this problem in different ways depending on how similar the target domain is to the source one. Roughly, these methods can be divided into two groups. The first one deals with the case when the target and source domains are dissimilar (e.g. faces  $\rightarrow$  cats, churches, etc.). In contrast, the second group considers the setting of similar domains (e.g. faces  $\rightarrow$  stylized faces, painting faces, sketches, etc.). Methods from the first group typically require hundreds or thousands of samples from a new domain to adapt faithfully and they leverage data augmentations [18, 39, 50, 52], or freeze some layers of the discriminator to prevent overfitting [25], or train the discriminator with auxiliary losses to match the data more accurately [23, 45].

In the setting of the second group it is sufficient to have

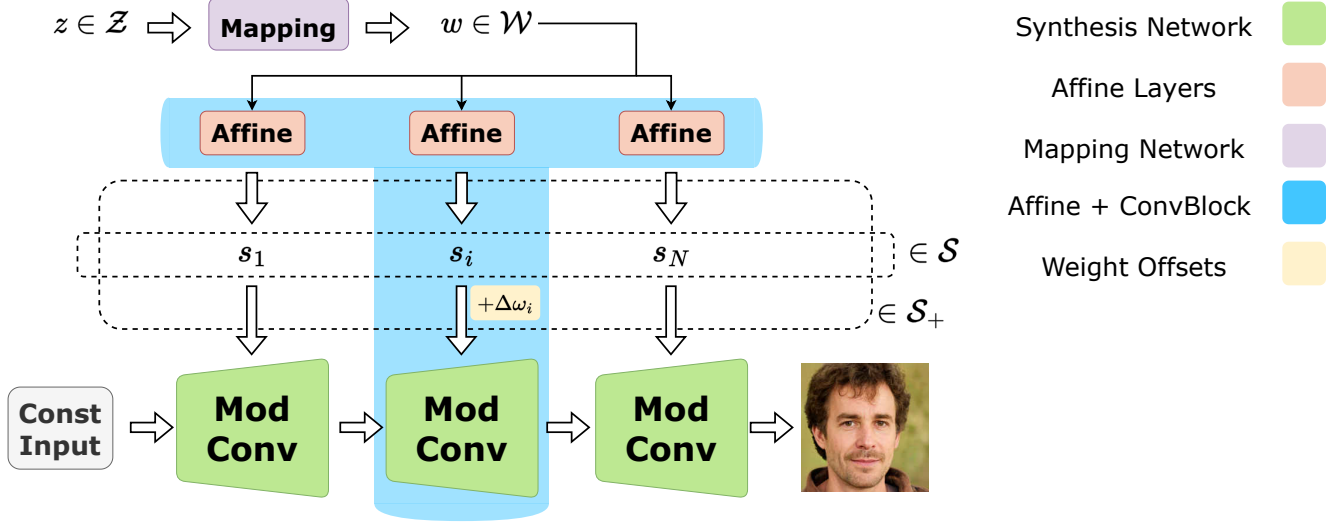


Figure 2: StyleGAN2 architecture. We introduce new latent space  $\mathcal{S}+$  for the for domain adaptation that combines StyleSpace and weight offsets for one block from the synthesis network.

only several samples (up to dozens) from the target domain for the successful adaptation and such approaches utilize another techniques. In particular, they introduce additional regularization terms [40, 22], preserve pairwise distances between instances in the source domain via cross-domain consistency loss [28], mix weights of the fine-tuned and the base generators [31], use an auxiliary small network to enhance the training [42]. More advanced methods [11, 55, 4] utilize the pretrained CLIP model [32] as the vision-language supervision for the text-based adaptation [11, 4] or the one-shot image-based adaptation [7, 55, 9, 49, 48, 4].

Recent work [51] analyzes the performance of methods from the second group for dissimilar domains in the low data regime. It was shown that those methods have a significant quality degradation in the few-shot regime. However, it can be partially mitigated by constraining model parameters. There are also approaches that introduce more lightweight parameterizations for domain adaptation [27, 34, 7, 4], however they work only for similar domains. In our paper, we propose efficient and highly lightweight parameterizations for both similar and dissimilar domains and show that they can achieve results on par with the state-of-the-art methods that optimize all weights of StyleGAN.

There are few works that analyze the domain adaptation process of StyleGAN thoroughly. The paper [44] is the first attempt to perform such an in-depth study. In particular, they explore which parts of StyleGAN are mostly changed during fine-tuning and the transferability of the latent semantics after domain adaptation. However, this work does not analyze which parts of StyleGAN are sufficient for adapting depending on the similarity between source and target domains. In our paper, we provide a more systematic and comprehensive analysis that completes and improves

the results from [44].

### 3. Importance of Each Part of the StyleGAN

In this section, our goal is to analyze what parts of StyleGAN are important for domain adaptation. Similarly to previous works, we specifically focus on the state-of-the-art GAN architecture, StyleGAN2 [21]. For the source domain, we consider FFHQ [20] as it is the large high-quality dataset that is suitable for training StyleGAN2 from scratch. For the target one, we test a wide range of different domains that we will describe further.

**StyleGAN2 structure and its main components.** We provide a diagram description of the StyleGAN2 architecture in Figure 2. It consists of three parts:

- *mapping network*  $f_M$  that transforms the input noise  $z \in \mathcal{Z}$  (typically Gaussian) to the intermediate latent vector  $w \in \mathcal{W}$ ;
- *affine layers*  $f_1^A, \dots, f_N^A$ , each of them takes as input the vector  $w$  and maps it to corresponding style vector  $s_1 = f_1^A(w), \dots, s_N = f_N^A(w)$ . The concatenation of these vectors form the vector from the StyleSpace:  $s = (s_1, \dots, s_N) \in \mathcal{S}$ ;
- *synthesis network* that is a composition of modulated convolutions. The weights of each convolution are modulated by the input style vector  $s_i$  and applied to the input feature maps. The synthesis network also has tRGB convolutional layers that transform feature maps to RGB images and they also are modulated by corresponding style vectors.

Accordingly, the StyleGAN2  $G_\theta$  generates from the input noise  $z$  the output image  $I = G_\theta(s(z))$  where  $\theta$  are

weights of the synthesis network,  $s(z) = f^A(f_M(z))$ ,  $f^A = \{f_1^A, \dots, f_N^A\}$ .

We will analyze these three components of StyleGAN2 and their impact on the domain adaptation process. It is common wisdom that the most important part for adaptation is the synthesis network, while the mapping network and affine layers are mostly responsible for the semantic manipulations within the source domain [44]. We aim to verify whether such a conception is correct.

In our experiments, we additionally consider the impact of the combination of affine layers and one convolutional block from the synthesis network on domain adaptation. It is a way to probe the intermediate case between affine layers and the synthesis network.

#### Method to analyze the impact of each component.

The paper [44] has proposed to analyze the impact of each component by resetting its weights in the fine-tuned generator to their pretrained values and assessing the quality of the generated images. In our work, we propose another approach: to directly fine-tune only one of these components to explore which ones are sufficient for domain adaptation.

Let us describe our method in more detail. The optimization process for the problem of domain adaptation is the following

$$\mathcal{L}_D \left( \{G_\theta(s(z_i))\}_{i=1}^K \right) \rightarrow \min, \quad (1)$$

where  $\mathcal{L}_D$  is domain adaptation loss that depends on the domain  $D$  (we discuss it further) and the samples from the generator  $\{G_\theta(s(z_i))\}_{i=1}^K$ ,  $z_1, \dots, z_K \in \mathcal{Z}$  are sampled noises.

Typically the generator  $G_\theta$  is optimized with respect to all components, i.e.

$$\mathcal{L}_D \left( \{G_\theta(s(z_i))\}_{i=1}^K \right) \rightarrow \min_{\theta, f^A, f_M}. \quad (2)$$

We propose to investigate settings when we optimize with respect to only one these components. We denote each parameter space as:  $\{\theta\}$  – *SyntConv* parameterization,  $\{f^A\}$  – *Affine* parameterization,  $\{f_M\}$  – *Mapping* parameterization. The case we fine-tune all components of the StyleGAN2 we call *Full* parameterization.

**Domain adaptation settings.** In our study, we consider two settings: one-shot and few-shot. For each data regime, we use different domains depending on their similarity to the source domain of realistic faces from FFHQ:

- one-shot domains: for this setting, we consider only similar domains. It is the case when the target domain has the same geometry of faces and it preserves the identity of the person. It alters only the style of the image. In this regime, we consider not only one-shot image-based adaptation with the reference stylized face but additionally text-based adaptation with

the text description of the target style (e.g., "Photo in the style of anime (pixar, sketch, etc.)"). See examples of such domains in Figure 3.

- few-shot domains: for this regime, we examine more distant domains that have a face-like form but change the face geometry and identity in a stronger manner. As examples, we consider AFHQ dogs faces and cats faces [8].

Depending on the data regime, we use different domain loss function  $\mathcal{L}_D$ . For one-shot domain adaptation, we apply the optimization loss from StyleGAN-NADA [11] in the case of text-based adaptation and another loss from DiFa [48] for one-shot image-based adaptation. For few-shot domain adaptation, we utilize the fine-tuning procedure from StyleGAN-ADA [18]. For more details about domain adaptation loss functions see Appendix A.1.

To obtain quantitative comparisons in the case of a one-shot setting, we use Quality and Diversity metrics that were proposed in the HyperDomainNet paper [4]. For few-shot adaptation, we compute FID metric [15] using the standard protocol from [18].

**Analysis for one-shot domains.** For the analysis, we choose different text-based and one-shot image-based domains (see Appendix A.2 for the full list and more details). In experiments, we consider the four parameterizations (Full, SyntConv, Affine, Mapping) we discussed above.

We provide qualitative results in Figure 3 with quantitative ones in Table 1. More results see in Appendix A.2.

We observe that all three parameterizations, Full, SyntConv and Affine, show comparable performance in terms of both visual quality and objective metrics. The fact that the synthesis network is sufficient for similar domains was clear from the previous work [44]. However, our finding that the affine part is also sufficient is a new and surprising result. It means that we can change the domain of generated images without fine-tuning the synthesis network but just passing the modified style vector that comes from the affine part. Also, we observe that the mapping network shows poor vi-




Figure 3: Text-based and image-based adaptation for different parameterizations. Affine, StyleSpace and StyleSpaceSparse parameterizations yield performance comparable with Full one. This style image is called "Disney".



Table 1: Quality and Diversity metrics [4] for text-based and one-shot image-based domain adaptations with different parameterizations. Affine, StyleSpace and StyleSpaceSparse parameterizations achieve results comparable with the Full one.

Parameter Space	Size	Botero		Sketch		Disney (image)		Titan Erwin (image)	
		Quality	Diversity	Quality	Diversity	Quality	Diversity	Quality	Diversity
Full	30.3M	0.312	0.228	0.208	0.296	0.713	0.247	0.760	0.194
SyntConv	23.6M	0.311	0.224	0.191	0.292	0.711	0.259	0.741	0.217
Affine	4.6M	0.298	0.221	0.194	0.296	0.565	0.359	0.650	0.314
Mapping	2.1M	0.226	0.115	0.182	0.143	0.717	0.080	0.645	0.102
<b>StyleSpace</b>	<b>6.0K</b>	0.309	0.23	0.193	0.306	0.627	0.308	0.672	0.296
<b>StyleSpaceSparse</b>	<b>1.2K</b>	0.322	0.213	0.201	0.269	0.617	0.304	0.659	0.303

sual quality and low diversity in the generated images when considering Diversity metric. It indicates that for successful adaptation it is important to update the style vector from  $\mathcal{S}$  rather than the intermediate latent vector from  $\mathcal{W}$  space.

**Analysis for few-shot domains.** For this setting, as we discussed above, we consider two datasets, AFHQ Dogs and Cats [8], and the results are provided in Figure 4 and in Table 2. See more results in Appendix A.3.

We observe that results for Dogs and Cats are different compared to similar domains. In particular, we see that the Affine parameterization does not demonstrate the same quality as the Full parameterization. It can be seen from the degraded visual quality and visible gap in FID metric. However, it is still surprising that the generated images after adaptation have an adequate visual appearance considering that we do not fine-tune the synthesis network at all. SyntConv expectedly achieves results comparable with Full parameterization, and Mapping conversely shows poor quality on all datasets.

Table 2: FID scores for domain adaptation with different parameterizations. We observe a significant gap between Affine and Full parametrizations that, however, can be drastically reduced by introducing Affine+ parameterization.

Parameter Space	Size	Domains	
		Dog	Cat
Full	30.3M	20.3	7.1
SyntConv	23.6M	19.7	7.2
Affine	4.6M	70.1	27.6
Mapping	2.1M	208.2	226.1
<b>Affine+</b>	<b>5.1M</b>	<b>18.6</b>	<b>7.0</b>
<b>AffineLight+</b>	<b>0.6M</b>	<b>20.6</b>	<b>8.9</b>
<b>StyleSpace</b>	<b>6.0K</b>	<b>75.8</b>	<b>22.0</b>

#### 4. Efficient and lightweight parameterizations of StyleGAN

**StyleSpace and StyleSpaceSparse.** Our findings from the previous section suggest that we can change the domain of generated images by modifying the style vector in the StyleSpace  $\mathcal{S}$ . To check this hypothesis, we will adapt StyleGAN2 by directly optimizing the direction in  $\mathcal{S}$ , i.e. during fine-tuning of StyleGAN we will optimize only  $\Delta s^D$ :

$$\mathcal{L}_D \left( \{G_\theta(s(z_i) + \Delta s)\}_{i=1}^K \right) \rightarrow \min_{\Delta s}, \quad (3)$$

where  $\Delta s = (\Delta s_1, \dots, \Delta s_N) \in \mathcal{S}$  is the optimized direction in the  $\mathcal{S}$  for adapting the generator  $G_\theta$  to the domain  $D$ . We call such directions  $\Delta s$  as *StyleDomain* directions.

Further, we explore that we can zero out most of the coordinates of StyleDomain directions without quality degradation. We use standard pruning technique when we leave 20% of the largest absolute values in the StyleDomain vector and set the rest to zero. We call such parameterization as *StyleSpaceSparse*. We examine different pruning rates and its performance in Appendix A.4.

We apply these parameterizations to one-shot and few-shot domains and obtain the following results.

For one-shot adaptation, we provide results in Figure 3 and in Table 1 (see more results in Appendix A.4). We observe that optimizing the StyleDomain direction  $\Delta s^D$




Figure 4: Domain adaptation for dissimilar domains. Affine+ parameterization produces results on par with the Full one.

achieves the same results both visually and quantitatively as the Full parameterization. It is new and important observation that StyleSpace allows not only image editing within domain but also generating samples from out-of domain of realistic human faces.

For few-shot domains, we observe that StyleSpace is not sufficient, which is expressed by the same significant quality degradation as for Affine parameterization. Further, we introduce a new parameterization that is efficient for more distant domains.

**Affine+ and AffineLight+.** We aim to improve Affine parameterization for successfully adapting to dissimilar domains such as Dogs and Cats. We propose to extend it by adding one block from synthesis layer with specified spatial resolution. Such block has two convolutional layers with weights  $\theta_1, \theta_2 \in \mathbb{R}^{512 \times 512 \times 3 \times 3}$ . Instead of fine-tuning all these weights we introduce more compact parameterization as offsets  $\Delta\theta_1, \Delta\theta_2$  to these weights that are same across spatial dimensions, i.e.  $\Delta\theta_1, \Delta\theta_2 \in \mathbb{R}^{512 \times 512 \times 1 \times 1}$  (we observe that such reduction in size does affect the performance). In addition to  $\Delta\theta_1, \Delta\theta_2$  we introduce the offsets to the weights  $\theta^{tRGB} \in \mathbb{R}^{3 \times 512 \times 3 \times 3}$  of the tRGB convolutional layer of the same block with similar parameterization  $\Delta\theta^{tRGB} \in \mathbb{R}^{3 \times 512 \times 1 \times 1}$ . Further, we omit such detail about tRGB part in the sake of brevity. So, for this parameterization the optimization procedure has the following form:

$$\mathcal{L}_D \left( \{G_{\theta, \Delta\theta_1, \Delta\theta_2}(s(z_i))\}_{i=1}^K \right) \rightarrow \min_{\Delta\theta_1, \Delta\theta_2, f^A}, \quad (4)$$

where  $G_{\Delta\theta_1, \Delta\theta_2}$  is the generator with weight offsets  $\Delta\theta_1, \Delta\theta_2$  for the one block from the synthesis network.

We call such parameter space as *Affine+*. We examine all blocks of the synthesis network to choose for this parameterization. We end up with the block with  $64 \times 64$  resolution




Figure 5: StyleSpace directions transfer from text-based and image-based domain adaptation to other fine-tuned models. We can successfully transfer style while preserving image content.

as it shows the best performance (see results of this analysis in Appendix A.4).

While Affine+ has already had 6 times less parameters than Full parameterization, we further reduce its size by applying low-rank decomposition to the weights of affine layers. We denote this parameterization as *AffineLight+*. It gives us by two orders less parameters than Full parameterization with insignificant degradation in quality. We will show in Section 5 that in low data regimes, this parameterization achieves comparable performance as Affine+ and outperforms other baselines. More details about applied low-rank decomposition can be found in Appendix A.4.

We apply these two parameterizations to few-shot domains and obtain the following results.

We provide results in Figure 4 and in Table 2 (see more results in Appendix A.4). We see that Affine+ parameterization allows us removing the performance gap from the Full parameterization both qualitatively and quantitatively. While the number of parameters for the additional block in Affine+ accounts for only 2 % of the synthesis network size. It shows that the style vector allows adapting the generator even to more distant domains if we just add a small part of the synthesis network.

We observe that AffineLight+ still shows adequate performance, except it has 100 times less parameters than the Full parameterization. We should notice that this parameterization is more suitable for low data regimes than those that we consider in Section 5.

**Properties of the StyleDomain directions.** We investigate StyleDomain directions that adapt the generator to similar domains and explore surprising properties. The first one is mixability, i.e. we discover that StyleDomain directions can be combined with each other. In particular, we can consider several directions that correspond to different similar domains and take their sum. The resulting direction will adapt the generator to the semantically mixed domain. We provide different examples of such combinations in Figure 6



Figure 6: Example of mixing StyleDomain directions. We can combine different directions in order to perform adaptation into a semantically mixed domain.




Figure 7: Comparison with baselines for one-shot image-based domain adaptation. StyleSpace and StyleSpaceSparse parameterizations achieve comparable quality as other methods while having much less trainable parameters.

(see more results in Appendix A.5).

The second property is transferability, i.e. we can transfer StyleDomain directions between different StyleGAN2 models. In particular, let us consider the base generator  $G_\theta$  pretrained on realistic faces and the generator  $G_\theta^{Dog}$  fine-tuned to domain of dogs in the Full parameterization. We verify that we can apply StyleDomain directions to  $G_\theta^{Dog}$  which were optimized for  $G_\theta$ . Specifically, we take StyleDomain directions that were optimized for  $G_\theta$  to adapt it to different text-based and one-shot image-based domains (e.g. Pixar, Disney, etc.). Next, we apply these directions to generators that were fine-tuned from  $G_\theta$  to other domains (e.g. Dogs, Cats). We provide results of this experiment in Figure 5 (see more results in Appendix A.5).

Finally, we check that StyleDomain directions can be successfully combined with latent controls for image editing. For a more detailed exploration of this property, see in Appendix A.5.

## 5. Experiments

**One-shot domain adaptation.** For image-based one-shot adaptation, we consider the main baselines: TargetCLIP [7], JoJoGAN [9], MTG [55], GOSA [49], DiFa [48], DomMod [4]. We apply our parameterizations StyleSpace and StyleSpaceSparse to DiFa model because this configuration achieves the highest performance (experiments with other base models can be found in Appendix A.6). Similarly, we apply DomMod parameterization to the DiFa model. We use StyleGAN2 as the GAN architecture and FFHQ as the source domain. For fair comparison, we strictly follow baseline default configurations in the choice of source-target adaptation setups and hyper-parameters. As target domain we use a wide range of different style images from baseline works. The full list of target images can be found in Appendix A.6.

We provide both quantitative and qualitative results in Table 3 and Figure 7, correspondingly. More results and

Table 3: Quality and Diversity metrics [4] for one-shot image-based domain adaptations with different methods. Memory denotes the memory needed for keeping adapted generators for all 12 domains for each method. StyleSpace and StyleSpaceSparse parameterizations achieve results comparable to other baselines while having much less trainable parameters.

Method	Size	Memory	Titan Erwin		Disney		Across 12 domains	
			Quality	Diversity	Quality	Diversity	Quality	Diversity
JoJoGAN [9]	30M	1.80GB	0.572	0.292	0.591	0.260	$0.590 \pm 0.048$	$0.257 \pm 0.025$
MTG [55]	30M	1.80GB	0.607	0.269	0.509	0.234	$0.586 \pm 0.054$	$0.263 \pm 0.028$
GOSA [49]	30M	1.80GB	0.547	0.283	0.617	0.216	$0.584 \pm 0.034$	$0.252 \pm 0.030$
DiFa [48]	30M	1.80GB	0.719	0.226	0.699	0.263	$0.734 \pm 0.047$	$0.215 \pm 0.038$
TargetCLIP [7]	9.0K	420KB	0.474	0.306	0.502	0.333	$0.491 \pm 0.043$	$0.322 \pm 0.015$
DomMod (DiFa) [4]	6.0K	280KB	0.705	0.250	0.625	0.294	$0.679 \pm 0.049$	$0.253 \pm 0.037$
<b>StyleSpace (DiFa)</b>	<b>6.0K</b>	<b>280KB</b>	<b>0.672</b>	<b>0.296</b>	<b>0.627</b>	<b>0.308</b>	$0.644 \pm 0.041$	$0.298 \pm 0.025$
<b>StyleSpaceSparse (DiFa)</b>	<b>1.2K</b>	<b>56.4KB</b>	<b>0.659</b>	<b>0.303</b>	<b>0.617</b>	<b>0.304</b>	$0.638 \pm 0.046$	$0.299 \pm 0.026$



samples can be found in Appendix A.6. We observe that the DiFa model achieves the best Quality metric but has low Diversity compared to other methods. Our parameterizations applied to the DiFa model balance its performance in terms of these metrics. So, StyleSpace (DiFa) and StyleSpaceSparse (DiFa) achieves uniformly better results than JoJoGAN, MTG, GOSA baselines. DomMod parameterization also show good performance, but it is comparable with our StyleSpaceSparse parameterization that has 5 times less parameters. We also report the overall memory needed for keeping adapted generators for 12 domains. We observe that StyleSpaceSparse requires significantly less space than other models. It will be especially important if we scale the number of target domains to thousands and more. We note that TargetCLIP that also has small number of trainable parameters show very poor results visually and in terms of Quality metric. It has a high Diversity only because its generated images are very close to the original ones.

**Few-shot domain adaptation.** As main baselines for this task, we consider the vanilla StyleGAN-ADA [18] (we will denote it as ADA), CDC [28] and recent SOTA method AdAM [51]. We compare our parameterizations Affine+ and AffineLight+ applied to ADA with these baselines on two datasets: Dogs and Cats [8]. We study the efficiency of these methods with different numbers of available target samples. For fair comparison, we rigorously follow the training setups of all baselines. We note that we use the same number of training iterations and the same batch size for all methods. We observe that in the AdAM paper [51] the number of training iterations is set to a small value (less than 10K) and it causes underfitting of the vanilla ADA method. Therefore, we increase this number for all methods to 50K and use the same batch size of 4. Then, for each method, we report the best FID value that it obtains during training. See more details about training in Appendix A.7.

We report results for few-shot training for different num-

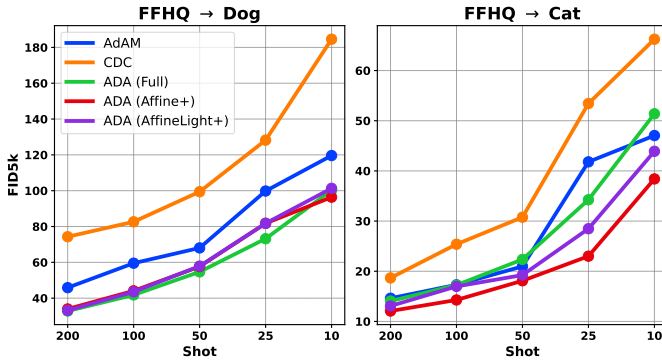


Figure 8: Few-shot training results for different number of shots. Proposed ADA (Affine+) and ADA (AffineLight+) show uniformly better performance than baselines.

Table 4: Results for few-shot training with 10-shots. Proposed ADA (Affine+) and ADA (AffineLight+) achieve better performance.

Method	Size	Domains (10-shots)	
		Cat	Dog
CDC [28]	30M	66.24	184.56
AdAM [51]	19M	47.05	119.61
ADA (Full) [18]	30M	51.38	100.25
<b>ADA (Affine+)</b>	5.1M	<b>38.40</b>	<b>96.38</b>
<b>ADA (AffineLight+)</b>	<b>0.6M</b>	43.91	101.31

bers of shots in Figure 8 and separately for 10 shots in Table 4. More results and samples can be found in Appendix A.7. Firstly, we observe that the AdAM method shows results not better than the vanilla ADA (Full) when trained for sufficient number of iterations. Secondly, we see that ADA (Affine+) and ADA (AffineLight+) based on our parameterizations achieve better results uniformly for all numbers of shots. It shows that these parameterizations is especially suitable for low data regimes.

**Cross-domain image translation.** We consider two setups of standard image-to-image problem. In the first one, we translate images from the source domain to the target domain unconditionally. In the second setup, we perform a reference-based translation, where the resulting image combines the pose and the shape of the source image with the style from a reference image. Details of these experiments can be found in Appendix.

**Cross-domain image morphing.** Cross-domain morphing is a smooth transition between two images from different domains. This task is known as challenging [3, 10] and it is successfully tackled in the work [44] using aligned StyleGAN2 models. The idea is to interpolate between aligned generator weights to obtain a smooth transition between domains. We propose more complex image morphing by utilizing the transferability of StyleDomain directions. For example, we can apply a direction that stands for Sketch or Pixar style to Dogs domain to obtain a smooth transition between sketchy and pixar-like dog (see Figure 1). See many examples of such complex cross-domain morphing in Appendix A.9.

## 6. Conclusion

In this paper, we provide an extensive analysis of the process of StyleGAN domain adaptation. We reveal the sufficient components of the generator for successful adaptation depending on the similarity between the source and target domains. We discover the ability of StyleSpace to change the domain of generated images by StyleDomain directions. We also propose new efficient parameterizations Affine+



and AffineLight+ for few-shot adaptation that outperform existing baselines. Further, we explore and leverage the properties of StyleDomain directions. We believe that our investigation can attract more attention to the exploration of new and interesting properties of StyleSpace.

## References

- [1] Rameen Abdal, Yipeng Qin, and Peter Wonka. Image2stylegan: How to embed images into the stylegan latent space? In *Proceedings of the IEEE/CVF International Conference on Computer Vision*, pages 4432–4441, 2019. 1, 2
- [2] Rameen Abdal, Peihao Zhu, Niloy J Mitra, and Peter Wonka. Styleflow: Attribute-conditioned exploration of stylegan-generated images using conditional continuous normalizing flows. *ACM Transactions on Graphics (ToG)*, 40(3):1–21, 2021. 33
- [3] Kfir Aberman, Jing Liao, Mingyi Shi, Dani Lischinski, Baoquan Chen, and Daniel Cohen-Or. Neural best-buddies: Sparse cross-domain correspondence. *ACM Transactions on Graphics (TOG)*, 37(4):1–14, 2018. 8
- [4] Aibek Alanov, Vadim Titov, and Dmitry Vetrov. Hyperdomainnet: Universal domain adaptation for generative adversarial networks. *arXiv preprint arXiv:2210.08884*, 2022. 1, 3, 4, 5, 7, 13, 18, 23, 24, 34, 35, 36, 37
- [5] Andrew Brock, Jeff Donahue, and Karen Simonyan. Large scale gan training for high fidelity natural image synthesis. *arXiv preprint arXiv:1809.11096*, 2018. 1, 2
- [6] Kelvin CK Chan, Xintao Wang, Xiangyu Xu, Jinwei Gu, and Chen Change Loy. Glean: Generative latent bank for large-factor image super-resolution. In *Proceedings of the IEEE/CVF conference on computer vision and pattern recognition*, pages 14245–14254, 2021. 1
- [7] Hila Chefer, Sagie Benaim, Roni Paiss, and Lior Wolf. Image-based clip-guided essence transfer. In *Computer Vision—ECCV 2022: 17th European Conference, Tel Aviv, Israel, October 23–27, 2022, Proceedings, Part XIII*, pages 695–711. Springer, 2022. 3, 7, 34, 35
- [8] Yunjey Choi, Youngjung Uh, Jaejun Yoo, and Jung-Woo Ha. Stargan v2: Diverse image synthesis for multiple domains. In *Proceedings of the IEEE/CVF conference on computer vision and pattern recognition*, pages 8188–8197, 2020. 4, 5, 8, 40
- [9] Min Jin Chong and David Forsyth. Jojogan: One shot face stylization. In *Computer Vision—ECCV 2022: 17th European Conference, Tel Aviv, Israel, October 23–27, 2022, Proceedings, Part XVI*, pages 128–152. Springer, 2022. 3, 7, 34, 35
- [10] Noa Fish, Richard Zhang, Lilach Perry, Daniel Cohen-Or, Eli Shechtman, and Connelly Barnes. Image morphing with perceptual constraints and stn alignment. In *Computer Graphics Forum*, volume 39, pages 303–313. Wiley Online Library, 2020. 8
- [11] Rinon Gal, Or Patashnik, Haggai Maron, Amit H Bermano, Gal Chechik, and Daniel Cohen-Or. Stylegan-nada: Clip-guided domain adaptation of image generators. *ACM Transactions on Graphics (TOG)*, 41(4):1–13, 2022. 1, 3, 4, 12
- [12] Ian Goodfellow, Jean Pouget-Abadie, Mehdi Mirza, Bing Xu, David Warde-Farley, Sherjil Ozair, Aaron Courville, and Yoshua Bengio. Generative adversarial nets. *Advances in neural information processing systems*, 27, 2014. 1, 2
- [13] Shanyan Guan, Ying Tai, Bingbing Ni, Feida Zhu, Feiyue Huang, and Xiaokang Yang. Collaborative learning for faster stylegan embedding. *arXiv preprint arXiv:2007.01758*, 2020. 2
- [14] Erik Härkönen, Aaron Hertzmann, Jaakko Lehtinen, and Sylvain Paris. Ganspace: Discovering interpretable gan controls. *Advances in Neural Information Processing Systems*, 33:9841–9850, 2020. 1, 2
- [15] Martin Heusel, Hubert Ramsauer, Thomas Unterthiner, Bernhard Nessler, and Sepp Hochreiter. Gans trained by a two time-scale update rule converge to a local nash equilibrium. *Advances in neural information processing systems*, 30, 2017. 4
- [16] Jialu Huang, Jing Liao, and Sam Kwong. Unsupervised image-to-image translation via pre-trained stylegan2 network. *IEEE Transactions on Multimedia*, 24:1435–1448, 2021. 1
- [17] Ali Jahanian, Lucy Chai, and Phillip Isola. On the “steerability” of generative adversarial networks. *arXiv preprint arXiv:1907.07171*, 2019. 1, 2
- [18] Tero Karras, Miika Aittala, Janne Hellsten, Samuli Laine, Jaakko Lehtinen, and Timo Aila. Training generative adversarial networks with limited data. *Advances in Neural Information Processing Systems*, 33:12104–12114, 2020. 1, 2, 4, 8, 12, 19, 40
- [19] Tero Karras, Miika Aittala, Samuli Laine, Erik Härkönen, Janne Hellsten, Jaakko Lehtinen, and Timo Aila. Alias-free generative adversarial networks. *Advances in Neural Information Processing Systems*, 34, 2021. 1, 2
- [20] Tero Karras, Samuli Laine, and Timo Aila. A style-based generator architecture for generative adversarial networks. In *Proceedings of the IEEE/CVF conference on computer vision and pattern recognition*, pages 4401–4410, 2019. 1, 2, 3
- [21] Tero Karras, Samuli Laine, Miika Aittala, Janne Hellsten, Jaakko Lehtinen, and Timo Aila. Analyzing and improving the image quality of stylegan. In *Proceedings of the IEEE/CVF conference on computer vision and pattern recognition*, pages 8110–8119, 2020. 1, 2, 3, 12
- [22] Yijun Li, Richard Zhang, Jingwan Lu, and Eli Shechtman. Few-shot image generation with elastic weight consolidation. *arXiv preprint arXiv:2012.02780*, 2020. 3
- [23] Bingchen Liu, Yizhe Zhu, Kunpeng Song, and Ahmed Elgammal. Towards faster and stabilized gan training for high-fidelity few-shot image synthesis. In *International Conference on Learning Representations*, 2020. 1, 2
- [24] Xuan Luo, Xuaner Zhang, Paul Yoo, Ricardo Martin-Brualla, Jason Lawrence, and Steven M Seitz. Time-travel rephotography. *ACM Transactions on Graphics (TOG)*, 40(6):1–12, 2021. 1
- [25] Sangwoo Mo, Minsu Cho, and Jinwoo Shin. Freeze the discriminator: a simple baseline for fine-tuning gans. *arXiv preprint arXiv:2002.10964*, 2020. 2
- [26] M-E Nilsback and Andrew Zisserman. A visual vocabulary for flower classification. In *2006 IEEE Computer Soci-*

- ety Conference on Computer Vision and Pattern Recognition (CVPR'06), volume 2, pages 1447–1454. IEEE, 2006. 19
- [27] Atsuhiko Noguchi and Tatsuya Harada. Image generation from small datasets via batch statistics adaptation. In *Proceedings of the IEEE/CVF International Conference on Computer Vision*, pages 2750–2758, 2019. 3
- [28] Utkarsh Ojha, Yijun Li, Jingwan Lu, Alexei A Efros, Yong Jae Lee, Eli Shechtman, and Richard Zhang. Few-shot image generation via cross-domain correspondence. In *Proceedings of the IEEE/CVF Conference on Computer Vision and Pattern Recognition*, pages 10743–10752, 2021. 1, 3, 8, 40
- [29] Or Patashnik, Zongze Wu, Eli Shechtman, Daniel Cohen-Or, and Dani Lischinski. Styleclip: Text-driven manipulation of stylegan imagery. In *Proceedings of the IEEE/CVF International Conference on Computer Vision*, pages 2085–2094, 2021. 1, 2
- [30] Stanislav Pidhorskyi, Donald A Adjeroh, and Gianfranco Doretto. Adversarial latent autoencoders. In *Proceedings of the IEEE/CVF Conference on Computer Vision and Pattern Recognition*, pages 14104–14113, 2020. 2
- [31] Justin NM Pinkney and Doron Adler. Resolution dependent gan interpolation for controllable image synthesis between domains. *arXiv preprint arXiv:2010.05334*, 2020. 1, 3, 19
- [32] Alec Radford, Jong Wook Kim, Chris Hallacy, Aditya Ramesh, Gabriel Goh, Sandhini Agarwal, Girish Sastry, Amanda Askell, Pamela Mishkin, Jack Clark, et al. Learning transferable visual models from natural language supervision. In *International Conference on Machine Learning*, pages 8748–8763. PMLR, 2021. 3, 12
- [33] Elad Richardson, Yuval Alaluf, Or Patashnik, Yotam Nitzan, Yaniv Azar, Stav Shapiro, and Daniel Cohen-Or. Encoding in style: a stylegan encoder for image-to-image translation. In *Proceedings of the IEEE/CVF conference on computer vision and pattern recognition*, pages 2287–2296, 2021. 2
- [34] Esther Robb, Wen-Sheng Chu, Abhishek Kumar, and Jia-Bin Huang. Few-shot adaptation of generative adversarial networks. *arXiv preprint arXiv:2010.11943*, 2020. 3
- [35] Yujun Shen, Jinjin Gu, Xiaou Tang, and Bolei Zhou. Interpreting the latent space of gans for semantic face editing. In *Proceedings of the IEEE/CVF conference on computer vision and pattern recognition*, pages 9243–9252, 2020. 1, 2, 31
- [36] Guoxian Song, Linjie Luo, Jing Liu, Wan-Chun Ma, Chun-pong Lai, Chuanxia Zheng, and Tat-Jen Cham. Agilegan: stylizing portraits by inversion-consistent transfer learning. *ACM Transactions on Graphics (TOG)*, 40(4):1–13, 2021. 1
- [37] Ayush Tewari, Mohamed Elgharib, Gaurav Bharaj, Florian Bernard, Hans-Peter Seidel, Patrick Pérez, Michael Zollhofer, and Christian Theobalt. Stylerig: Rigging stylegan for 3d control over portrait images. In *Proceedings of the IEEE/CVF Conference on Computer Vision and Pattern Recognition*, pages 6142–6151, 2020. 1, 2
- [38] Omer Tov, Yuval Alaluf, Yotam Nitzan, Or Patashnik, and Daniel Cohen-Or. Designing an encoder for stylegan image manipulation. *ACM Transactions on Graphics (TOG)*, 40(4):1–14, 2021. 2
- [39] Ngoc-Trung Tran, Viet-Hung Tran, Ngoc-Bao Nguyen, Trung-Kien Nguyen, and Ngai-Man Cheung. On data augmentation for gan training. *IEEE Transactions on Image Processing*, 30:1882–1897, 2021. 1, 2, 12
- [40] Hung-Yu Tseng, Lu Jiang, Ce Liu, Ming-Hsuan Yang, and Weilong Yang. Regularizing generative adversarial networks under limited data. In *Proceedings of the IEEE/CVF Conference on Computer Vision and Pattern Recognition*, pages 7921–7931, 2021. 3
- [41] Xintao Wang, Yu Li, Honglun Zhang, and Ying Shan. Towards real-world blind face restoration with generative facial prior. In *Proceedings of the IEEE/CVF Conference on Computer Vision and Pattern Recognition*, pages 9168–9178, 2021. 1
- [42] Yaxing Wang, Abel Gonzalez-Garcia, David Berga, Luis Herranz, Fahad Shahbaz Khan, and Joost van de Weijer. Minegan: effective knowledge transfer from gans to target domains with few images. In *Proceedings of the IEEE/CVF Conference on Computer Vision and Pattern Recognition*, pages 9332–9341, 2020. 3
- [43] Zongze Wu, Dani Lischinski, and Eli Shechtman. Stylespace analysis: Disentangled controls for stylegan image generation. In *Proceedings of the IEEE/CVF Conference on Computer Vision and Pattern Recognition*, pages 12863–12872, 2021. 1, 2, 31, 33
- [44] Zongze Wu, Yotam Nitzan, Eli Shechtman, and Dani Lischinski. Stylealign: Analysis and applications of aligned stylegan models. *arXiv preprint arXiv:2110.11323*, 2021. 1, 3, 4, 8, 45
- [45] Ceyuan Yang, Yujun Shen, Yinghao Xu, and Bolei Zhou. Data-efficient instance generation from instance discrimination. *Advances in Neural Information Processing Systems*, 34:9378–9390, 2021. 1, 2
- [46] Tao Yang, Peiran Ren, Xuansong Xie, and Lei Zhang. Gan prior embedded network for blind face restoration in the wild. In *Proceedings of the IEEE/CVF Conference on Computer Vision and Pattern Recognition*, pages 672–681, 2021. 1
- [47] Fisher Yu, Ari Seff, Yinda Zhang, Shuran Song, Thomas Funkhouser, and Jianxiong Xiao. Lsun: Construction of a large-scale image dataset using deep learning with humans in the loop. *arXiv preprint arXiv:1506.03365*, 2015. 19, 40
- [48] Yabo Zhang, Yuxiang Wei, Zhilong Ji, Jinfeng Bai, Wangmeng Zuo, et al. Towards diverse and faithful one-shot adaptation of generative adversarial networks. In *Advances in Neural Information Processing Systems*, 2022. 3, 4, 7, 12, 34, 35
- [49] Zicheng Zhang, Yinglu Liu, Congying Han, Tiande Guo, Ting Yao, and Tao Mei. Generalized one-shot domain adaptation of generative adversarial networks. *arXiv preprint arXiv:2209.03665*, 2022. 3, 7, 34, 35
- [50] Shengyu Zhao, Zhijian Liu, Ji Lin, Jun-Yan Zhu, and Song Han. Differentiable augmentation for data-efficient gan training. *Advances in Neural Information Processing Systems*, 33:7559–7570, 2020. 1, 2, 12
- [51] Yunqing Zhao, Keshigeyan Chandrasegaran, Milad Abdollahzadeh, and Ngai-Man Cheung. Few-shot image genera-

- tion via adaptation-aware kernel modulation. *arXiv preprint arXiv:2210.16559*, 2022. 3, 8, 40
- [52] Zhengli Zhao, Zizhao Zhang, Ting Chen, Sameer Singh, and Han Zhang. Image augmentations for gan training. *arXiv preprint arXiv:2006.02595*, 2020. 1, 2, 12
- [53] Jiapeng Zhu, Yujun Shen, Deli Zhao, and Bolei Zhou. In-domain gan inversion for real image editing. In *European conference on computer vision*, pages 592–608. Springer, 2020. 2
- [54] Jun-Yan Zhu, Philipp Krähenbühl, Eli Shechtman, and Alexei A Efros. Generative visual manipulation on the natural image manifold. In *European conference on computer vision*, pages 597–613. Springer, 2016. 2
- [55] Peihao Zhu, Rameen Abdal, John Femiani, and Peter Wonka. Mind the gap: Domain gap control for single shot domain adaptation for generative adversarial networks. *arXiv preprint arXiv:2110.08398*, 2021. 1, 3, 7, 34, 35

## A. Appendix

### A.1. Domain Adaptation Losses

As we discuss in Section 3, the optimization process for the domain adaptation is

$$\mathcal{L}_D \left( \{G_\theta(s(z_i))\}_{i=1}^K \right) \rightarrow \min, \quad (5)$$

where  $\mathcal{L}_D$  is the domain adaptation loss that depends on the domain  $D$ . We describe each possible loss function in more detail.

In the case of similar domains, we analyse text-based and one-shot image-based adaptation methods. For the text-based setting, we apply the optimization loss from StyleGAN-NADA [11] that equals

$$\mathcal{L}_D \left( \{G_\theta(s(z_i))\}_{i=1}^K \right) = \sum_{i=1}^K \mathcal{L}_{direction}(G_\theta(s(z_i))), \quad (6)$$

$$\text{where } \mathcal{L}_{direction}(G_\theta(s(z_i))) = 1 - \frac{\Delta I_i^T \Delta T}{|\Delta I_i| \cdot |\Delta T|}, \quad (7)$$

$$\Delta I_i = E_I(G_\theta(s(z_i))) - E_I(G_{\theta_0}(s(z_i))) \text{ } (\theta_0 - \text{pretrained weights}), \quad (8)$$

$$\Delta T = E_T(t) - E_T(t_0) \text{ } (t - \text{text description of the target domain, } t_0 - \text{text description of the source domain}), \quad (9)$$

$$E_I, E_T - \text{pretrained text and image CLIP [32] encoders, respectively} \quad (10)$$

For the one-shot image-based setting, we utilize the loss function from DiFa [48] that equals

$$\mathcal{L}_D \left( \{G_\theta(s(z_i))\}_{i=1}^K \right) = \mathcal{L}_{global} \left( \{G_\theta(s(z_i))\}_{i=1}^K \right) + \lambda_{local} \mathcal{L}_{local} \left( \{G_\theta(s(z_i))\}_{i=1}^K \right) + \lambda_{scs} \mathcal{L}_{scs} \left( \{G_\theta(s(z_i))\}_{i=1}^K \right) \quad (11)$$

For more details about each loss term  $\mathcal{L}_{global}$ ,  $\mathcal{L}_{local}$ ,  $\mathcal{L}_{scs}$  please refer to the original DiFa paper [48].

In the few-shot setting for dissimilar domains, we utilize the standard StyleGAN-ADA method [18] of fine-tuning GANs using differentiable augmentations [18, 39, 50, 52]. The optimization loss equals

$$\mathcal{L}_D \left( \{G_\theta(s(z_i))\}_{i=1}^K \right) = \sum_{i=1}^K -D_\varphi(T(G_\theta(s(z_i)))), \quad (12)$$

$$\text{where } T - \text{differentiable augmentation, } D_\varphi - \text{discriminator that is trained using the following loss} \quad (13)$$

$$\left[ \sum_{i=1}^B \max(0, 1 - D_\varphi(T(x_i))) + \sum_{i=1}^B \max(0, 1 + D_\varphi(T(G_\theta(s(z_i)))) \right] \rightarrow \min_\varphi, \quad (14)$$

$$\text{where } B - \text{batch size, } x_1, \dots, x_B - \text{real samples, } G_\theta(s(z_1)), \dots, G_\theta(s(z_B)) - \text{generated samples.} \quad (15)$$

### A.2. Analysis for One-Shot Domains

#### A.2.1 Implementation Details

We implement our experiments using PyTorch<sup>1</sup> deep learning framework. For StyleGAN2 [21] architecture in the case of similar domains, we use the popular PyTorch implementation<sup>2</sup>. We attach all source code that reproduces our experiments for the setting with similar domains as a part of the supplementary material named "adaptation\_to\_one\_shot\_domains". We also provide configuration files to run each experiment.

#### A.2.2 Hyperparameters

For the text-based domain adaptation we use the optimization loss from Equation (7). As pretrained CLIP Vision-Transformer [32] we utilize "ViT-B/32", "ViT-B/16" models. We use batch size of 4 and different number of iterations depending on the domain (from 250 to 300 iterations). As optimizer we apply the ADAM Optimizer with parameters we provide in Table 5.

<sup>1</sup><https://pytorch.org>

<sup>2</sup><https://github.com/rosinality/stylegan2-pytorch>



For the one-shot image-based domain adaptation we apply the optimization loss from Equation (11). We set loss coefficients as  $\lambda_{cw} = 0.5$ ,  $\lambda_{rc} = 30$ ,  $\lambda_{rr} = 10$ . We use batch of 4 and 300 number of iterations. We utilize the ADAM Optimizer with parameters we provide in Table 5.

Table 5: ADAM optimizer hyperparameters for each setting.

Parameter Space	lr	betas	weight_decay
SyntConv	0.002	(0.0, 0.999)	0
Full	0.002	(0.0, 0.999)	0
Affine	0.01	(0.0, 0.999)	0
Mapping	0.3	(0.0, 0.999)	0
StyleSpace	0.05	(0.9, 0.999)	0

### A.2.3 Quantitative Results

For quantitative comparisons, we utilize Quality and Diversity metrics from [4]. The Quality is measured as mean cosine similarity between CLIP embedding of the text description of the target domain and embeddings of generated images from the target domain. In the case of one-shot image-based domain adaptation, the embedding of the target domain is calculated as the CLIP embedding of the reference style image. Diversity metric is estimated as mean pairwise cosine distance between CLIP embeddings of generated images from the target domain. As the CLIP image encoder we use only ViT-L/14 that is not applied during training (in the training we use ViT-B/16, ViT-B/32 image encoders).

For every metric we set the number of synthesized images to **1000**. We evaluate each metric five times with different generated images to estimate error bars. However, we obtain that the error bar is less than  $10^{-5}$  for all settings. So, we omit them in Tables.

We provide calculated metrics in Table 6 for a wide range of domains (text-based and image-based). Please see Figure 9 for the correspondence between the name of style image and its appearance. From the results in Table 6 we see that all four parameterizations Full, SyntConv, Affine and Mapping achieve the comparable Quality but the Mapping has significantly lower Diversity. It indicates that the Mapping parameterization collapsed to one image that maximizes the CLIP score (it can be also seen from qualitative results, see Appendix A.2.4). At the same time, we observe that Affine parameterization demonstrates comparable performance to Full and SyntConv in terms of both Quality and Diversity. It confirms our results from the main part in Section 3 that Affine is sufficient for similar domains.




Figure 9: Correspondence between names and style images for one-shot image-based domain adaptation.

#### A.2.4 Qualitative Results

We provide more samples for qualitative comparison of different parameterizations. Figures 10 to 12 are extensions of Figure 3 from the Section 3 that show more text-based and image-based domains. We observe that Full, SyntConv and Affine parameterizations demonstrate comparable visual quality and diversity. While the Mapping parameterization obtains poor adaptation quality and collapsed to one image almost for each domain. We see that these figures agree with the quantitative results and it confirms the conclusions from Section 3.




Figure 10: Text-based and one-shot image-based domain adaptation for different parameterizations. Affine, StyleSpace and StyleSparse (70, 80) achieve visual quality on par with Full and SyntConv parameterizations.





Figure 11: Text-based and one-shot image-based domain adaptation for different parameterizations. Affine, StyleSpace and StyleSparse (70, 80) achieve visual quality on par with Full and SyntConv parameterizations.





Figure 12: Text-based and one-shot image-based domain adaptation for different parameterizations. Affine, StyleSpace and StyleSparse (70, 80) achieve visual quality on par with Full and SyntConv parameterizations.

Table 6: Quality and Diversity metrics [4] for text-based and one-shot image-based domain adaptation. Affine parameterization achieves comparable results as Full and SyntConv parameterizations.

	Quality				Diversity			
	Full	SyntConv	Affine	Mapping	Full	SyntConv	Affine	Mapping
Size	30.3M	23.6M	4.6M	2.1M	30.3M	23.6M	4.6M	2.1M
<b>Text Domains</b>								
Anime Painting	0.25	0.25	0.26	0.22	0.25	0.25	0.23	0.13
Pixar Render	0.27	0.26	0.27	0.26	0.21	0.21	0.20	0.09
Sketch	0.21	0.19	0.19	0.18	0.30	0.31	0.29	0.14
Ukiyo-e Painting	0.22	0.22	0.22	0.23	0.22	0.22	0.23	0.07
Botero Painting	0.31	0.29	0.29	0.23	0.23	0.24	0.24	0.11
Pop Art	0.25	0.24	0.24	0.26	0.27	0.27	0.33	0.07
Werewolf	0.26	0.25	0.22	0.27	0.13	0.14	0.17	0.07
Zombie	0.24	0.23	0.24	0.24	0.12	0.12	0.13	0.07
The Joker	0.25	0.24	0.24	0.25	0.17	0.17	0.17	0.13
Disney Princess	0.23	0.22	0.23	0.20	0.24	0.28	0.28	0.11
Cubism	0.23	0.21	0.19	0.19	0.22	0.22	0.25	0.07
Tolkien Elf	0.27	0.26	0.28	0.28	0.22	0.23	0.22	0.10
Impressionism	0.27	0.25	0.25	0.24	0.25	0.24	0.25	0.09
Claude Monet	0.21	0.19	0.19	0.22	0.24	0.25	0.27	0.07
Modigliani	0.27	0.25	0.23	0.26	0.20	0.21	0.24	0.12
The Thanos	0.23	0.22	0.23	0.28	0.29	0.31	0.31	0.12
Edvard Munch Painting	0.25	0.23	0.24	0.22	0.20	0.22	0.24	0.09
Dali Painting	0.26	0.24	0.25	0.25	0.22	0.23	0.22	0.14
<b>Over 18 domains</b>	$0.24 \pm 0.02$	$0.23 \pm 0.02$	$0.23 \pm 0.02$	$0.23 \pm 0.02$	$0.22 \pm 0.04$	$0.22 \pm 0.04$	$0.23 \pm 0.04$	$0.099 \pm 0.02$
<b>Image Domains</b>								
Adan	0.76	0.74	0.56	0.72	0.17	0.20	0.35	0.06
Arcane	0.70	0.72	0.59	0.63	0.23	0.22	0.33	0.09
Art	0.77	0.79	0.68	0.77	0.20	0.18	0.30	0.04
Anastasia	0.66	0.65	0.55	0.58	0.24	0.28	0.36	0.14
Digital painting	0.71	0.71	0.60	0.56	0.22	0.22	0.33	0.36
Disney	0.70	0.71	0.56	0.72	0.26	0.26	0.36	0.08
Girl	0.80	0.81	0.65	0.74	0.17	0.17	0.32	0.06
Jojo	0.71	0.68	0.55	0.70	0.21	0.20	0.35	0.11
Maria	0.68	0.68	0.61	0.63	0.26	0.27	0.32	0.14
Maryna	0.67	0.66	0.48	0.57	0.24	0.25	0.38	0.09
Mermaid	0.78	0.79	0.65	0.50	0.18	0.17	0.32	0.35
Murasaki	0.71	0.70	0.52	0.70	0.22	0.23	0.37	0.11
Nigelwy	0.70	0.67	0.58	0.57	0.25	0.27	0.34	0.15
Oliver	0.68	0.67	0.53	0.67	0.24	0.26	0.37	0.13
Rain	0.75	0.75	0.61	0.72	0.20	0.21	0.33	0.09
Ricardo	0.66	0.63	0.52	0.68	0.25	0.27	0.37	0.11
Speed paint	0.76	0.75	0.66	0.51	0.24	0.26	0.31	0.35
Supergirl	0.82	0.83	0.53	0.66	0.15	0.14	0.38	0.07
Titan armin	0.72	0.56	0.60	0.44	0.23	0.36	0.33	0.35
Titan erwin	0.72	0.74	0.65	0.65	0.23	0.21	0.31	0.10
Truc	0.73	0.72	0.60	0.71	0.23	0.24	0.33	0.07
<b>Over 21 domains</b>	$0.72 \pm 0.04$	$0.71 \pm 0.06$	$0.58 \pm 0.05$	$0.64 \pm 0.09$	$0.22 \pm 0.03$	$0.23 \pm 0.05$	$0.34 \pm 0.02$	$0.15 \pm 0.10$

### A.3. Analysis for Few-Shot Domains

#### A.3.1 Additional Few-Shot Domains

In Appendix, we examine more few-shot domains in addition to Dogs and Cats: MetFaces [18], Mega cartoon dataset [31], Ukiyo-e faces [31]. We also consider even more dissimilar domains: LSUN Car and Church [47], Flowers [26].

#### A.3.2 Implementation Details

We use a modified version of the StyleGAN2-ADA Pytorch implementation<sup>3</sup> for training all experiments with few-shot domains. We downscale images from Metfaces, Mega, Ukiyo-e and Flowers datasets to match  $512 \times 512$  resolution and upscale LSUN Car and Church datasets to the same resolution. Also, we use only 10K random subsets from LSUN Car and LSUN Church datasets and 1K random subset from Flowers dataset. We attach all source code that reproduces our experiments for the setting with moderately similar and dissimilar domains as a part of the supplementary material named "adaptation\_to\_few\_shot\_domains".

#### A.3.3 Hyperparameters

We fine-tune all models to a child domain from the FFHQ512 checkpoint. Specifically, we use model config-f and the default hyper-parameters for `stylegan2` config, except learning rate, from the official Nvidia StyleGAN2-ADA Pytorch implementation. For the Affine+ (and for all models in Table 9), StyleSpace and AffineLight+ parameterizations, we increase the generator learning rate from 0.002 to 0.02. For other parameterizations, we leave the learning rate unchanged. Also, we use `bic` augmentation for all domains and parameterizations. We train models on a single Nvidia V100 GPU for 241K images, but for Mega and Ukiyo-e datasets we use intermediate checkpoints with 40K and 100K images respectfully.

#### A.3.4 Quantitative Results

For quantitative comparison, we compute FID5k (denoted as FID) using 5000 generated images and all training images. We also compute FID50k and KID50k (denoted as KID) using 50000 generated images and all training images. These metrics in Tables [7, 8] reaffirm our observation that the Affine+ parameterization can close the gap with the Full parameterization for most of the domains. For the Car domain, the quality gap remains, although ten times less than for the Affine parameterization.

Table 7: FID50k scores for few-shot domains. Affine+ has results comparable to the Full or SyntConv parameterizations for all domains except Car dataset.

Parameter Space	Size	Metfaces	Mega	Ukiyoe	Dog	Cat	Car	Church	Flowers
Full	30.3M	20.0	80.4	19.6	18.9	5.9	20.9	15.0	14.8
SyntConv	23.6M	21.5	81.5	21.2	20.0	6.1	22.6	15.4	15.0
Affine+	5.1M	20.2	77.2	24.0	17.1	5.6	38.2	16.2	15.6
Affine	4.6M	24.3	107.9	60.3	68.0	27.0	110.4	85.9	40.4
Mapping	2.1M	53.4	136.2	155.6	206.2	225.6	237.1	263.5	234.3

Exact Affine+ parameterization was selected by analyzing three different domains: Metfaces, Dog and Church. Table 9 demonstrates that Affine+64 has the best performance on these datasets and therefore is selected for the further analysis.

#### A.3.5 Qualitative Results

In this section, we provide generated images for all datasets (Metfaces, Mega, Ukiyo-e, Dog, Cat, Car, Church and Flowers) alongside with uncurated results for parameterizations and datasets.

Figures [13, 14] show that Affine+ parameterization has comparable visual quality and diversity with Full and SyntConv parameterizations for all domains (including dissimilar ones) while having less trainable parameters by the factor of five. At the same time, Affine or Mapping parameterizations fail even on moderately similar domains (Cat, Dog).

<sup>3</sup><https://github.com/NVlabs/stylegan2-ada-pytorch>

Table 8:  $KID \times 10^3$  metric for few-shot domains. Affine+ has results comparable to the Full or SyntConv parameterizations for all domains except Car dataset.

Parameter Space	Size	Metfaces	Mega	Ukiyoe	Dog	Cat	Car	Church	Flowers
Full	30.3M	2.6	12.8	11.5	9.1	1.8	7.8	7.8	4.6
SyntConv	23.6M	3.4	13.2	13.5	10.7	1.7	9.8	7.2	4.9
Affine+	5.1M	3.5	14.1	16.3	7.8	1.2	16.3	7.8	4.2
Affine	4.6M	4.5	28.8	52.8	56.0	17.7	88.0	77.2	24.2
Mapping	2.1M	22.6	52.7	161.9	169.4	223.2	240.3	298.5	224.2

Table 9: Comparison of different block resolutions for the Affine+ parameterization. Affine+64 shows the best performance for the moderately similar and for the distant domains. It is denoted as Affine+ parameterization for the rest of the text.

Dataset	Affine+4	Affine+8	Affine+16	Affine+32	Affine+64	Affine+128	Affine+256	Affine+512
Size	4.9M	5.1M	5.1M	5.1M	5.1M	4.8M	4.6M	4.6M
Metfaces	22.8	23.0	<b>22.0</b>	22.5	<b>22.1</b>	23.0	23.2	23.2
Dog	24.9	24.3	21.6	19.5	<b>18.6</b>	18.9	21.8	25.7
Church	23.2	23.4	22.3	20.5	<b>18.8</b>	20.1	21.3	22.7



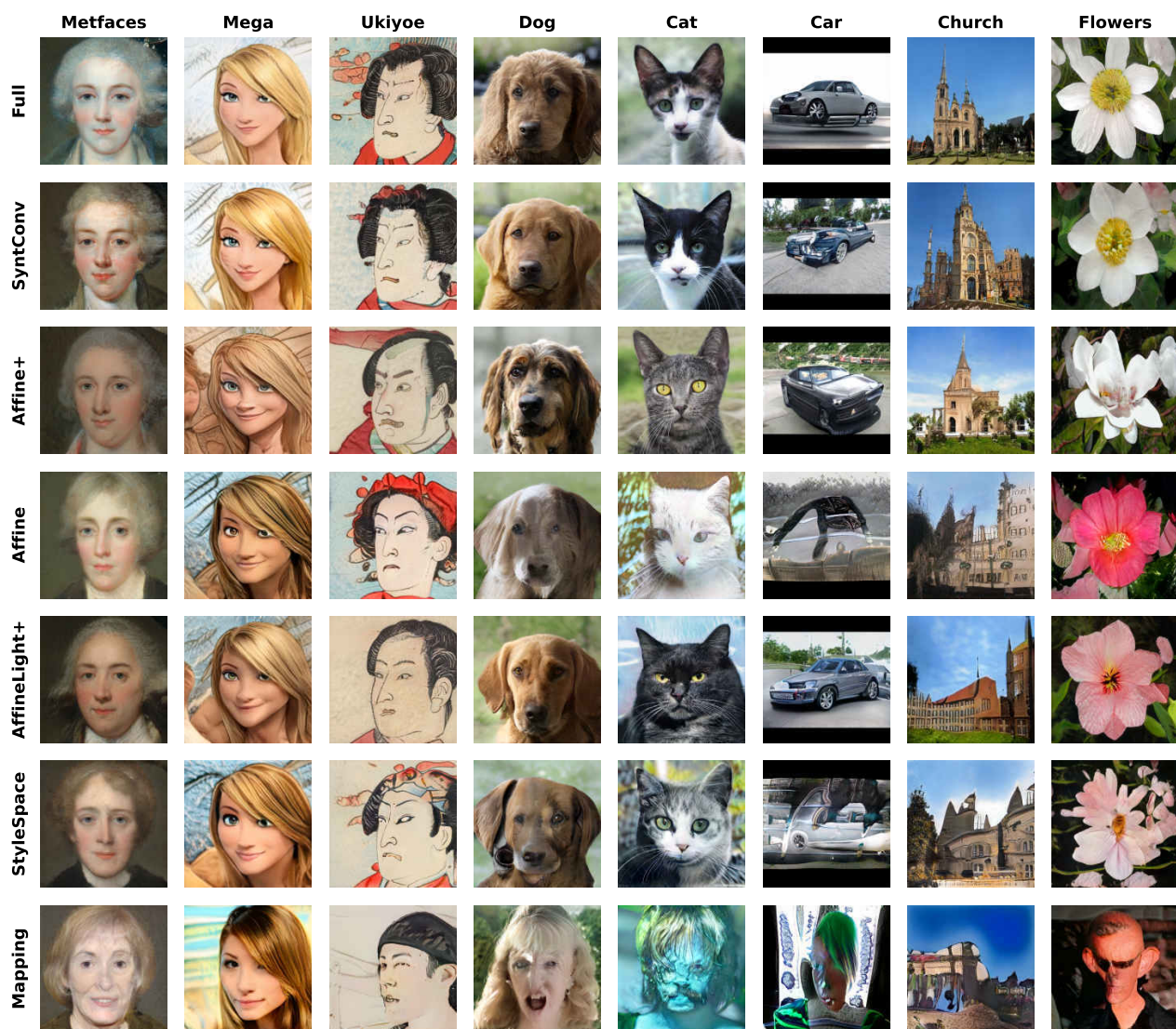


Figure 13: Domain adaptation for few-shot domains. Affine+ and AffineLight+ parameterizations produce results on par with Full one even for dissimilar domains (Cat, Church).




Figure 14: Domain adaptation for few-shot domains. Uncurated results for each dataset and generator.

## A.4. Results for the Proposed Parameterizations

### A.4.1 Analysis for StyleSpace and StyleSpaceSparse

**StyleSpaceSparse.** As we note in Section 4 we can zero out most of the coordinates of StyleDomain directions without quality degradation. In particular, we apply the standard pruning technique when we leave some percent of the largest absolute values in the StyleDomain vector  $\Delta s$  and set the rest to zero:

$$\Delta s_i = \begin{cases} \Delta s_i, & \text{if } |\Delta s_i| \geq R_q, \\ 0, & \text{else,} \end{cases} \quad \text{where } i = 1, \dots, |S|, \quad R_q = \text{perc}(\{|\Delta s_1|, \dots, |\Delta s_{|S|}|\}, q). \quad (16)$$

As  $\text{perc}(\text{values}, q)$  we denote the function that returns the  $q$ -th percentile of *values*.

In experiments, we examine different values of pruning rate  $q$ : 70%, 80%, 90%, 95%. We provide quantitative and qualitative performance comparison of these rates in Table 10 and in Figures 10 to 12. We observe that 70% almost does not degrade Quality metric and even improve Diversity metric. The strongest rate 95% has the highest Diversity, however, it diminishes Quality significantly. Considering the balance between these two metrics and the parameterization size, we choose 80% rate as the best trade-off. Therefore, in all other experiments we utilize this pruning rate unless other value is explicitly specified.

Table 10: Quality and Diversity metrics [4] for different pruning rates of StyleSpaceSparse parameterization. StyleSpaceSparse with 80% pruning rate achieves the most balanced performance in terms of Quality and Diversity.

Method	Size	Quality	Diversity
<b>Across 18 text domains</b>			
Full	30M	$0.249 \pm 0.024$	$0.221 \pm 0.046$
StyleSpace	6048	$0.265 \pm 0.030$	$0.182 \pm 0.038$
StyleSpaceSparse (70%)	1814	$0.264 \pm 0.029$	$0.187 \pm 0.037$
StyleSpaceSparse (80%)	1209	$0.258 \pm 0.028$	$0.210 \pm 0.041$
StyleSpaceSparse (90%)	604	$0.241 \pm 0.025$	$0.264 \pm 0.044$
StyleSpaceSparse (95%)	302	$0.208 \pm 0.022$	$0.318 \pm 0.033$
<b>Across 21 image domains</b>			
Full	30M	$0.719 \pm 0.044$	$0.214 \pm 0.037$
StyleSpace	6048	$0.641 \pm 0.039$	$0.290 \pm 0.025$
StyleSpaceSparse (70%)	1814	$0.640 \pm 0.043$	$0.298 \pm 0.032$
StyleSpaceSparse (80%)	1209	$0.631 \pm 0.041$	$0.307 \pm 0.025$
StyleSpaceSparse (90%)	604	$0.607 \pm 0.044$	$0.323 \pm 0.023$
StyleSpaceSparse (95%)	302	$0.585 \pm 0.054$	$0.335 \pm 0.028$

**More results.** We provide more results on capabilities of StyleSpace and StyleSpaceSparse parameterizations for the case of one-shot domains. At first, we evaluate these parameterizations for a large number of different domains in Table 11. We see that for all considered domains StyleSpace and StyleSpaceSparse achieve results comparable to the Full parameterization in terms of both Quality and Diversity metric. It shows that StyleSpace and StyleSpaceSparse allows us to successfully adapt the whole generator to text-based and one-shot domains. Qualitative results in Figures 10 to 12 confirm our conclusions.



Table 11: Quality and Diversity metrics [4] for text-based and one-shot image-based domain adaptation. StyleSpace and StyleSpaceSparse parameterizations achieve comparable results as Full parameterization.

	Quality			Diversity		
	Full	StyleSpace	StyleSpaceSparse	Full	StyleSpace	StyleSpaceSparse
Size	30.3M	6.0K	1.2K	30.3M	6.0K	1.2K
<b>Text Domains</b>						
Anime Painting	0.25	0.271	0.269	0.25	0.182	0.190
Claude Monet	0.21	0.218	0.208	0.24	0.259	0.277
Cubism	0.23	0.237	0.234	0.22	0.221	0.256
Dali Painting	0.26	0.272	0.266	0.22	0.183	0.208
Disney Princess	0.23	0.272	0.266	0.24	0.183	0.208
Edvard Munch Painting	0.25	0.252	0.249	0.2	0.161	0.165
Fernando Botero Painting	0.31	0.332	0.322	0.23	0.184	0.212
Impressionism	0.27	0.255	0.256	0.25	0.245	0.237
Modigliani	0.27	0.285	0.278	0.2	0.189	0.211
Pixar Render	0.27	0.266	0.260	0.21	0.190	0.192
Pop Art	0.25	0.264	0.260	0.27	0.245	0.260
Sketch	0.21	0.196	0.202	0.3	0.267	0.273
The Joker	0.25	0.246	0.249	0.17	0.175	0.190
The Thanos	0.23	0.269	0.266	0.29	0.232	0.228
Tolkien Elf	0.27	0.293	0.286	0.22	0.181	0.210
Ukiyo-e Painting	0.22	0.260	0.272	0.22	0.171	0.177
Werewolf	0.26	0.252	0.257	0.13	0.125	0.120
Zombie	0.24	0.241	0.247	0.12	0.131	0.144
<b>Over 18 domains</b>	$0.25 \pm 0.02$	$0.26 \pm 0.03$	$0.26 \pm 0.03$	$0.22 \pm 0.05$	$0.20 \pm 0.04$	$0.21 \pm 0.04$
<b>Image Domains</b>						
Adan	0.762	0.613	0.603	0.168	0.312	0.315
Arcane	0.702	0.612	0.596	0.227	0.310	0.307
Art	0.766	0.695	0.699	0.202	0.279	0.278
Anastasia	0.645	0.560	0.546	0.286	0.349	0.352
Digital painting	0.708	0.642	0.661	0.217	0.293	0.282
Disney	0.699	0.627	0.617	0.263	0.308	0.304
Girl	0.802	0.706	0.711	0.165	0.264	0.262
Jojo	0.707	0.628	0.626	0.209	0.275	0.282
Maria	0.683	0.646	0.646	0.265	0.300	0.303
Maryna	0.673	0.596	0.595	0.239	0.308	0.308
Mermaid	0.775	0.689	0.687	0.177	0.281	0.280
Murasaki	0.715	0.625	0.621	0.220	0.312	0.316
Nigelwy	0.696	0.620	0.620	0.248	0.310	0.310
Oliver	0.676	0.610	0.609	0.241	0.318	0.318
Rain	0.750	0.713	0.712	0.197	0.258	0.260
Ricardo	0.659	0.578	0.576	0.252	0.321	0.319
Speed paint	0.759	0.668	0.672	0.245	0.314	0.318
Supergirl	0.821	0.688	0.670	0.149	0.261	0.265
Titan armin	0.720	0.616	0.599	0.226	0.320	0.327
Titan erwin	0.719	0.672	0.659	0.226	0.296	0.303
Truc	0.735	0.664	0.665	0.226	0.298	0.296
<b>Over 21 domains</b>	$0.72 \pm 0.04$	$0.64 \pm 0.04$	$0.64 \pm 0.04$	$0.22 \pm 0.03$	$0.30 \pm 0.02$	$0.30 \pm 0.02$



#### A.4.2 Analysis for Affine+ and AffineLight+

**AffineLight+.** As we describe in Section 4, Affine+ consists of  $f^A, \Delta\theta_1, \theta_2$  where  $f^A$  - affine layers,  $\Delta\theta_1, \theta_2 \in \mathbb{R}^{512 \times 512 \times 1 \times 1}$  - offsets to weights of two convolutional layers from the synthesis part. To further lightweight this parameterization we reduce its size by applying low-rank decomposition to the weights of affine layers  $f^A = \{f_1^A, \dots, f_N^A\}$ .

Each affine layer  $f_i^A$  is a linear map with bias:  $f_i^A(w) = W_i^T w + b_i$ , where  $W_i \in \mathbb{R}^{512 \times 512}$ ,  $b_i \in \mathbb{R}^{512}$  (these dimensions can differ depending on the layer but we omit these details for brevity). At first, we propose to optimize only offset  $\Delta W_i$  to weight  $W_i$ . Secondly, we apply low-rank decomposition to this offset  $\Delta W_i = A_i^T B_i$ , where  $A_i \in \mathbb{R}^{512 \times k}$ ,  $B_i \in \mathbb{R}^{k \times 512}$ . In experiments, we examine different low-rank  $k$  values and we choose  $k = 5$  as the optimal choice regarding its performance and number of trainable parameters. Overall, AffineLight+ parameterization has 600K parameters when  $k = 5$ .

**More results.** We provide additional results for the Affine+, AffineLight+ and StyleSpace parameterizations for few-shot domains.

We report FID50k and KID50k scores in Tables [12, 13]. It can be seen that the results are similar to Table 2, where the StyleSpace works much worse than the Full parameterization, but adding weight offsets can improve quality for all datasets. So, Affine+ and AffineLight+ parameterizations achieve comparable scores for the moderately similar domains (Metfaces, Mega, Ukiyoe, Dog, Cat) as the Full parameterization while having 60 times less parameters. For dissimilar domains the gap is larger, but it is much less than for StyleSpace parameterization. Figures 13 and 14 show that Affine+ and AffineLight+ parameterizations can generate good quality samples even for dissimilar domains. On the other hand, StyleSpace parameterization works well only for the most similar domains, like Metfaces and Ukiyo-e.

Table 12: FID50k scores for domain adaptation using Affine+ and AffineLight+ parameterizations. These parameterizations achieve comparable results with Full parameterization.

Parameter Space	Size	Metfaces	Mega	Ukiyoe	Dog	Cat	Car	Church	Flowers
Full	30.3M	20.0	80.4	19.6	18.9	5.9	20.9	15.0	14.8
Affine+	5.1M	20.2	77.2	24.0	17.1	5.6	38.2	16.2	15.6
AffineLight+	0.6M	21.3	69.5	21.4	19.0	7.3	35.2	18.6	15.9
StyleSpace	9.0K	28.6	102.0	48.8	74.2	20.6	132.3	63.9	36.8

Table 13: KID $\times 10^3$  scores for domain adaptation using Affine+ and AffineLight+ parameterizations. These parameterizations achieve comparable results with Full parameterization.

Parameter Space	Size	Metfaces	Mega	Ukiyoe	Dog	Cat	Car	Church	Flowers
Full	30.3M	2.6	12.8	11.5	9.1	1.8	7.8	7.8	4.6
Affine+	5.1M	3.5	14.1	16.3	7.8	1.2	16.3	7.8	4.2
AffineLight+	0.6M	4.2	9.5	12.0	8.6	1.8	13.4	9.5	4.4
StyleSpace	9.0K	6.5	24.6	41.8	65.7	11.6	132.6	55.6	21.6

### A.5. Properties of StyleDomain Directions

#### A.5.1 Transferability of StyleDomain Directions to Other Aligned StyleGAN Models

**StyleDomain directions of similar domains.** We illustrate the ability of StyleDomain directions optimized for the base generator (e.g. pretrained on FFHQ) to be transferable to other aligned generators fine-tuned to other domains (e.g. MetFaces, Mega, Dogs, etc.). We apply StyleDomain directions that correspond to a wide range of text-based and image-based domains to different aligned generators in Figures 15 and 16. We observe that transferability is successful for moderately similar domains and reasonable for dissimilar domains.




Figure 15: Examples of transferability of StyleDomain directions optimized for similar domains (text-based and one-shot image-based) to aligned generators fine-tuned to other domains (MetFaces, Mega, Dog, etc.). We observe successful transferability for moderately similar domains and reasonable quality for dissimilar ones.




Figure 16: Examples of transferability of StyleDomain directions optimized for similar domains (text-based and one-shot image-based) to aligned generators fine-tuned to other domains (MetFaces, Mega, Dog, etc.). We observe successful transferability for moderately similar domains and reasonable quality for dissimilar ones.



### A.5.2 Combinations of StyleDomain Directions for Mixed Domain Adaptation

We present more examples of the StyleDomain directions property to be combined with each other to obtain new mixed domains. In Figures 17 and 18 we consider all pairwise combinations between different text-based and image-based domains. We observe that new obtained mixed domains have meaningful semantic blending of the corresponding two domains. We also consider combinations of three different domains and provide several examples in Figure 19. We see that these mixed domains also have a recognisable semantic sense.




Figure 17: Pairwise combinations of different StyleDomain directions that correspond to text-based or image-based domains. We observe semantically meaningful mixed domains.





Figure 18: Pairwise combinations of different StyleDomain directions that correspond to text-based or image-based domains. We observe semantically meaningful mixed domains.




Figure 19: Triple combinations of different StyleDomain directions that correspond to text-based or image-based domains. We observe semantically meaningful mixed domains.



### A.5.3 Semantic Editing for Similar Domains

We demonstrate how StyleDomain directions can be combined with latent transformations for semantic editing.

We utilize the StyleSpace [43] editing method for "Black hair", "Smile" and "Lipstick" attributes. InterFaceGan [35] editing method is used for "Yaw", "Rejuvenation", "Aging", "Gender".

Figures 20 and 21 show results of combination of StyleDomain directions for different text-based and image-based domains and editing of mentioned attributes. We see that domain and modification directions are orthogonal, so they are combined successfully.




Figure 20: Combination of StyleDomain directions with semantic editing. We observe that they are successfully combined.






Figure 21: Combination of StyleDomain directions with semantic editing. We observe that they are successfully combined.

#### A.5.4 Semantic Editing for Moderately Similar and Dissimilar Domains

We analyze the ability to be semantically edited for different parameterizations in the case of moderately similar and dissimilar domains.

We use the StyleSpace [43] editing method for "Blond Hair", "Black Hair", "Smile", "Lipstick", "Short Hair", "Wavy Hair" and "Gaze" attributes. The StyleFlow [2] editing method is used for "Yaw", "Rejuvenation", "Aging", "Gender". Since the models for modifications imply using of images in  $1024 \times 1024$  resolution, we train separate models in this resolution from FFHQ1024 checkpoint. We use exactly the same setup as described in Appendix A.3 for training these models.

As can be seen from Figure 22, we can utilize existing latent transformations for models fine-tuned with different parameterizations. Notably, we can successfully apply simple style modifications (change of hair color) as well as complex shape transformations (change in age and gender). For more distant domains in Figures [23, 24, 25] some controls become much less pronounced ("Smile") or even inoperable ("Lipstick").

We observe a negligible difference in the quality of modifications between different parameterizations. So, we can conclude that the ability to perform latent transformations mostly depends on the target dataset rather than the choice of parameterization.




Figure 22: Examples of different parameterizations mixed with semantic editing for Mega. Top row represents attribute names. We can control style (color of hair or lips) as well as the shape (age, gender, hair length and yaw) for all parameterizations.




Figure 23: Examples of different parameterizations mixed with semantic editing for Metfaces. Top row represents attribute names.






Figure 24: Examples of different parameterizations mixed with semantic editing for Ukiyo-e. Top row represents attribute names. Most of the transformations are inoperable regardless of the exact choice of parameterization.




Figure 25: Examples of different parameterizations mixed with semantic editing for Cat and Dog. Top row represents attribute names. Only working latent transformations are left.

## A.6. One-Shot Domain Adaptation

### A.6.1 Setup of Baselines

For image-based one-shot adaptation, we consider the main baselines: TargetCLIP [7], JoJoGAN [9], MTG [55], GOSA [49], DiFa [48], DomMod [4]. For each method we use its official source code and its default hyperparameters. We train all methods for 300 iterations by ADAM optimization. For ADAM we use the same hyperparameters for all methods:  $lr = 0.002$ ,  $\text{betas} = (0.0, 0.999)$ ,  $wd = 0$ .

### A.6.2 Analysis of Different Base Models for DomMod and StyleSpace

DomMod [4] and StyleSpace are parameterizations that can be applied to any other baseline method. We examine which model is optimal for these parameterizations. We consider four methods, JoJoGAN, MTG, GOSA and DiFa, as the state-of-the-art one-shot adaptation methods. We omit TargetCLIP because it shows poor performance.

So, we apply DomMod and StyleSpace parameterizations to JoJoGAN, MTG, GOSA and DiFa methods and provide



results in Table 14 and in Figure. We observe that original DiFa method achieves the best Quality while having less diversity than other three baselines. However, if we train it with DomMod and StyleSpace parameterizations we obtain well-balanced performance in terms of Quality and Diversity. For other base models these parameterizations show worse Quality without significant improvement of Diversity. Therefore, for both parameterizations we choose DiFa as the base model.

Table 14: Quality and Diversity metrics [4] for DomMod [4] and StyleSpace parameterizations with different base models. We observe these parameterizations applied to DiFa model achieve the most balanced performance in terms of Quality and Diversity.

Method	Size	Across 21 domains	
		Quality	Diversity
JoJoGAN [9]	30M	$0.602 \pm 0.049$	$0.246 \pm 0.026$
DomMod (JoJoGAN) [4]	6K	$0.478 \pm 0.081$	$0.296 \pm 0.072$
StyleSpace (JoJoGAN)	6K	$0.479 \pm 0.083$	$0.308 \pm 0.058$
MTG [55]	30M	$0.591 \pm 0.049$	$0.258 \pm 0.025$
DomMod (MTG) [4]	6K	$0.583 \pm 0.050$	$0.268 \pm 0.027$
StyleSpace (MTG)	6K	$0.573 \pm 0.052$	$0.279 \pm 0.025$
GOSA [49]	30M	$0.592 \pm 0.046$	$0.244 \pm 0.029$
DomMod (GOSA) [4]	6K	$0.555 \pm 0.042$	$0.189 \pm 0.020$
StyleSpace (GOSA)	6K	$0.540 \pm 0.032$	$0.246 \pm 0.026$
DiFa [48]	30M	$0.722 \pm 0.045$	$0.221 \pm 0.034$
DomMod (DiFa) [4]	6K	$0.685 \pm 0.045$	$0.245 \pm 0.033$
StyleSpace (DiFa)	6K	$0.641 \pm 0.041$	$0.299 \pm 0.022$

### A.6.3 Full Comparison with Baselines

Overall, we compare our StyleSpace and StyleSpaceSparse parameterizations applied to DiFa model with all other baselines on more (21) one-shot domains. We provide both quantitative and qualitative results in Table 15 and in Figures 28 and 29, respectively. We observe similar results as in Section 5. StyleSpace and StyleSpaceSparse parameterizations achieve better results both in Quality and Diversity than JoJoGAN, MTG and GOSA baselines while having several orders less trainable parameters.

Table 15: Quality and Diversity metrics [4] for one-shot image-based domain adaptation baselines. Memory denotes the memory needed for keeping adapted generators for all 21 domains for each method. StyleSpace and StyleSpaceSparse parameterizations achieve results comparable to other baselines while having much less trainable parameters.

Method	Size	Memory	Across 21 domains	
			Quality	Diversity
JoJoGAN [9]	30M	3.15GB	$0.590 \pm 0.048$	$0.257 \pm 0.025$
MTG [55]	30M	3.15GB	$0.586 \pm 0.054$	$0.263 \pm 0.028$
GOSA [49]	30M	3.15GB	$0.584 \pm 0.034$	$0.252 \pm 0.030$
DiFa [48]	30M	3.15GB	$0.734 \pm 0.047$	$0.215 \pm 0.038$
TargetCLIP [7]	9.0K	735KB	$0.491 \pm 0.043$	$0.322 \pm 0.015$
DomMod (DiFa) [4]	6.0K	490KB	$0.679 \pm 0.049$	$0.253 \pm 0.037$
<b>StyleSpace (DiFa)</b>	<b>6.0K</b>	<b>490KB</b>	$0.644 \pm 0.041$	$0.298 \pm 0.025$
<b>StyleSpaceSparse (DiFa)</b>	<b>1.2K</b>	<b>98.7KB</b>	$0.638 \pm 0.046$	$0.299 \pm 0.026$



Figure 26: Text-based and one-shot image-based domain adaptation for DomMod [4] and StyleSpace parameterizations with different base models.





Figure 27: Text-based and one-shot image-based domain adaptation for DomMod [4] and StyleSpace parameterizations with different base models.






Figure 28: Comparison with baselines for one-shot image-based domain adaptation. StyleSpace and StyleSpaceSparse parameterizations achieve comparable quality as other methods while having much less trainable parameters.





Figure 29: Comparison with baselines for one-shot image-based domain adaptation. StyleSpace and StyleSpaceSparse parameterizations achieve comparable quality as other methods while having much less trainable parameters.

## A.7. Few-Shot Domain Adaptation

### A.7.1 Setup

We consider three main baselines for few-shot domain adaptation: StyleGAN-ADA [18] (denoted as ADA), CDC [28] and AdAM [51]. We compare our parameterizations Affine+ and AffineLight+ applied to ADA with these baselines. For each method we use its official source code and its default hyperparameters. For these models we consider 5 few-shot settings with different available shots: 10, 25, 50, 100, 200. We train all methods for 50K number of iterations with the same batch size of 4. Then, for each method, we report the best FID value that it obtains during training.

For few-shot experiments we consider four datasets: Dogs and Cats [8], LSUN Car and Church [47].

### A.7.2 Results

We provide extensive quantitative results in Tables 16 to 19 and in Figure 30 and sample examples for 10-shot setting in Figures 31 to 34 for all four datasets with different number of shots. We observe that Affine+ and AffineLight+ parameterizations achieve comparable results on most few-shot setting with baselines while having much less trainable parameters.

Table 16: Results for few-shot training for Cats with different shots.

Shots	Size	10	25	50	100	200
AdAM	19M	$54.8 \pm 12.9$	$38.9 \pm 2.6$	$23.8 \pm 2.6$	$16.7 \pm 1.3$	$13.0 \pm 1.4$
CDC	30M	$80.6 \pm 27.7$	$52.6 \pm 3.5$	$33.1 \pm 2.4$	$24.6 \pm 1.6$	$19.0 \pm 0.9$
ADA (Full)	30M	$49.7 \pm 11.4$	$31.1 \pm 3.6$	$21.6 \pm 1.9$	$16.4 \pm 0.7$	$13.9 \pm 1.4$
ADA (Affine+)	5.1M	$41.1 \pm 9.6$	<b><math>24.9 \pm 1.7</math></b>	<b><math>18.6 \pm 0.9</math></b>	<b><math>14.4 \pm 0.1</math></b>	<b><math>12.1 \pm 0.6</math></b>
ADA (AffineLight+)	<b>0.6M</b>	$56.1 \pm 11.4$	$31.4 \pm 2.7$	$20.3 \pm 0.9$	$16.0 \pm 1.5$	$13.2 \pm 1.3$

Table 17: Results for few-shot training for Dogs with different shots.

Shots	Size	10	25	50	100	200
AdAM	19M	$113.7 \pm 9.6$	$100.3 \pm 1.8$	$74.1 \pm 5.5$	$63.0 \pm 3.2$	$47.5 \pm 2.3$
CDC	30M	$183.2 \pm 9.2$	$132.7 \pm 12.7$	$105.0 \pm 4.8$	$88.3 \pm 5.0$	$75.9 \pm 1.6$
ADA (Full)	30M	$103.1 \pm 2.7$	$71.7 \pm 4.0$	$57.3 \pm 2.3$	$43.7 \pm 1.9$	$35.0 \pm 2.3$
ADA (Affine+)	5.1M	$98.2 \pm 2.3$	$78.8 \pm 7.0$	$60.6 \pm 3.7$	$45.6 \pm 1.7$	$36.1 \pm 1.9$
ADA (AffineLight+)	<b>0.6M</b>	$110.4 \pm 14.8$	$85.0 \pm 2.9$	$64.5 \pm 6.3$	$46.2 \pm 2.4$	$36.2 \pm 2.7$

Table 18: Results for few-shot training for Cars with different shots.

Shots	Size	10	25	50	100	200
AdAM	19M	$130.3 \pm 36.3$	$120.3 \pm 18.0$	$79.6 \pm 22.0$	$60.3 \pm 11.5$	$45.3 \pm 5.2$
CDC	30M	$110.8 \pm 32.3$	$79.8 \pm 13.5$	$62.5 \pm 11.5$	$59.2 \pm 4.2$	$58.1 \pm 13.4$
ADA (Full)	30M	$127.9 \pm 7.6$	$78.1 \pm 11.9$	$47.4 \pm 7.3$	$38.0 \pm 2.3$	$33.8 \pm 1.3$
ADA (Affine+)	5.1M	$145.9 \pm 26.9$	$78.9 \pm 5.5$	$57.8 \pm 6.1$	$50.4 \pm 2.9$	$46.6 \pm 5.7$
ADA (AffineLight+)	<b>0.6M</b>	$141.4 \pm 27.0$	$92.1 \pm 5.5$	$61.7 \pm 4.8$	$49.1 \pm 7.9$	$44.8 \pm 1.4$



Table 19: Results for few-shot training for Churches with different shots.

Shots	Size	10	25	50	100	200
AdAM	19M	$95.8 \pm 5.7$	$129.7 \pm 6.6$	$119.3 \pm 11.9$	$89.3 \pm 11.7$	$59.7 \pm 5.4$
CDC	30M	$74.9 \pm 9.8$	$87.5 \pm 30.7$	$75.9 \pm 12.3$	$72.3 \pm 7.1$	$64.1 \pm 3.2$
ADA (Full)	30M	$75.0 \pm 4.9$	$79.1 \pm 24.2$	$52.3 \pm 8.6$	$37.9 \pm 5.6$	$28.9 \pm 1.2$
ADA (Affine+)	5.1M	$107.3 \pm 17.6$	$84.4 \pm 20.3$	$63.1 \pm 6.6$	$38.7 \pm 2.3$	$31.3 \pm 1.3$
ADA (AffineLight+)	<b>0.6M</b>	$125.2 \pm 10.1$	$104.2 \pm 19.2$	$58.5 \pm 4.6$	$43.1 \pm 5.4$	$31.5 \pm 1.3$

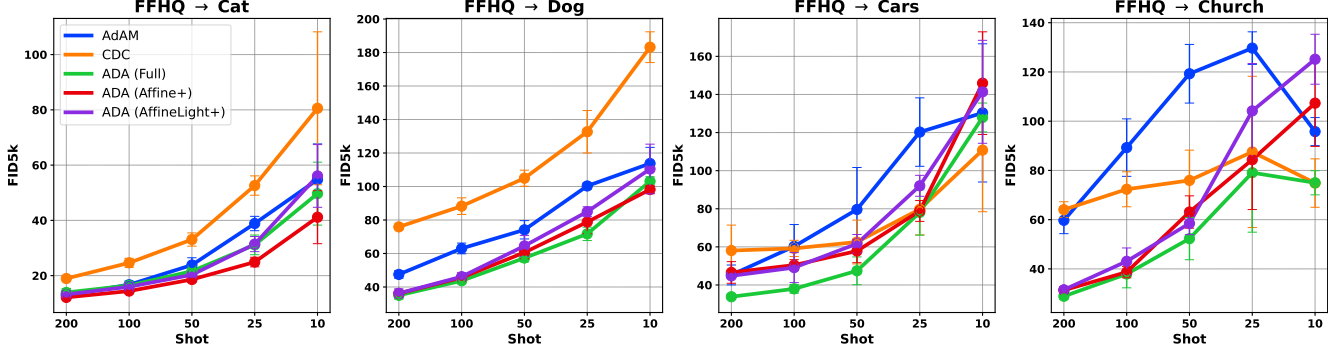


Figure 30: Few-shot training results for different number of shots.




Figure 31: Few-shot training results for Cats with 10 shots.




Figure 32: Few-shot training results for Dogs with 10 shots.




Figure 33: Few-shot training results for Cars with 10 shots.






Figure 34: Few-shot training results for Churches with 10 shots.

## A.8. Cross-domain image translation

We provide additional results for the image-to-image translation task for other datasets pairs complimentary to Figure ?? and describe the exact experimental setup.

We use the following approach to solve the I2I task (the same as in [44]): first, we invert a source image to the  $Z_{opt}$  latent space using a source domain generator. Then, we feed this representation to a generator in the target domain. In a reference-based setup, we additionally use the target generator to obtain the latent code for a reference image and then combine the first 6 style codes from the source image with the latest codes from the reference image. We perform 1000 optimization steps with truncation  $\psi = 0.7$ , and we use truncation  $\psi = 0.8$  at inference time.

We use validation splits of the AFHQ datasets (500 images) for the source and reference images. For reference-based I2I, we randomly select 10 reference images for each source image.

Figure 35 confirms that AffineLight+ and Affine+ can transfer pose and style from the source image to the image in the target domain. Interestingly, Affine+ seems to preserve style a bit worse than the Full or AffineLight+ parameterizations (most notably for the Cat target domain). For reference-based I2I, Figure 36 shows that all parameterizations are comparable both quantitatively and qualitatively.



		cat2dog		cat2wild		dog2cat		dog2wild		wild2cat		wild2dog	
	Size	FID	KID $\times 10^3$	FID	KID $\times 10^3$	FID	KID $\times 10^3$	FID	KID $\times 10^3$	FID	KID $\times 10^3$	FID	KID $\times 10^3$
Full	60.6M	40.5	11.6	12.8	2.44	18.6	2.78	17.5	4.64	18.6	3.28	42.6	12.7
Affine+	10.2M	42.3	12.9	16.3	4.92	18.4	2.37	13.2	3.14	21.5	3.18	41.4	10.6
AffineLight+	1.2M	45.5	14.3	17.1	5.01	19.5	3.91	13.8	3.48	21.3	3.68	48.2	16.1

Figure 35: Comparison of I2I translation for different parameterizations. I2I with the generator in  $S+$  demonstrates the ability to capture the pose and the style from the source image while producing natural-looking results despite the presence of a gap in the metrics. At the same time, Affine+ parameterization can significantly reduce this gap.










Figure 37: Example of complex cross-domain image morphing.

The first four lines represent " $FFHQ \rightarrow FFHQ + \text{Zombie} \rightarrow \text{MetFaces} + \text{Zombie} \rightarrow \text{MetFaces} + \text{Ukiyo-e Painting} \rightarrow FFHQ + \text{Ukiyo-e Painting}$ ".

The second four lines represent " $FFHQ \rightarrow FFHQ + \text{The Thanos} \rightarrow \text{MetFaces} + \text{The Thanos} \rightarrow \text{MetFaces} + \text{Disney Princess} \rightarrow FFHQ + \text{Disney Princess}$ ".






Figure 38: Example of complex cross-domain image morphing.

The first four lines represent " $FFHQ \rightarrow FFHQ + \text{Edvard Munch Painting} \rightarrow \text{MetFaces} + \text{Edvard Munch Painting} \rightarrow \text{MetFaces} + \text{Impressionism} \rightarrow FFHQ + \text{Impressionism}$ ".

The second four lines represent " $FFHQ \rightarrow FFHQ + \text{Tolkien Elf} \rightarrow \text{MetFaces} + \text{Tolkien Elf} \rightarrow \text{MetFaces} + \text{Pop Art} \rightarrow FFHQ + \text{Pop Art}$ ".






Figure 39: Example of complex cross-domain image morphing.

The first four lines represent " $FFHQ \rightarrow FFHQ + Sketch \rightarrow AFHQDog + Sketch \rightarrow AFHQDog + Pixar Rendering \rightarrow FFHQ + Pixar Rendering$ ".

The second four lines represent " $FFHQ \rightarrow FFHQ + Modigliani \rightarrow AFHQC + Modigliani \rightarrow AFHQC + Fernando Botero Painting \rightarrow FFHQ + Fernando Botero Painting$ ".






Figure 40: Example of complex cross-domain image morphing.

The first four lines represent " $FFHQ \rightarrow FFHQ + Impressionism \rightarrow AFHQDog + Impressionism \rightarrow AFHQDog + Pop Art \rightarrow FFHQ + Pop Art$ ".

The second four lines represent " $FFHQ \rightarrow FFHQ + Ukiyo-e Painting \rightarrow AFHQDog + Ukiyo-e Painting \rightarrow AFHQDog + Sketch \rightarrow FFHQ + Sketch$ ".