

# Inducing Character-level Structure in Subword-based Language Models with Type-level Interchange Intervention Training

Jing Huang<sup>1</sup> Zhengxuan Wu<sup>1</sup> Kyle Mahowald<sup>2</sup> Christopher Potts<sup>1</sup>

<sup>1</sup>Stanford University <sup>2</sup>The University of Texas at Austin

## Abstract

Language tasks involving character-level manipulations (e.g., spelling correction, many word games) are challenging for models based in subword tokenization. To address this, we adapt the interchange intervention training method of Geiger et al. (2021b) to operate on type-level variables over characters. This allows us to encode robust, position-independent character-level information in the internal representations of subword-based models. We additionally introduce a suite of character-level tasks that systematically vary in their dependence on meaning and sequence-level context. While simple character-level tokenization approaches still perform best on purely form-based tasks like string reversal, our method is superior for more complex tasks that blend form, meaning, and context, such as spelling correction in context and word search games. Our approach also leads to subword-based models with human-interpretable internal representations of characters.

## 1 Introduction

Many common natural language tasks can fruitfully be described in terms of character-level manipulations. For instance, we resolve spelling mistakes with character-level edits, we perform unit conversions by moving decimal points and changing specific digits, and we play language games that center around anagrams, word reversals, character transpositions, and other operations on characters.

For some of these tasks, the best models may be ones that tokenize their inputs and outputs at the character level. Such models likely have the best chance of learning character-level concepts and operations. However, with only a few exceptions (Xue et al., 2022; Tay et al., 2022; Clark et al., 2022), our best general-purpose models at present do not tokenize their inputs into characters, but rather into words and subword units (Liu et al., 2019; Brown et al., 2020; He et al., 2021; Black

### 1. Character Reversal

txpraa  $\Rightarrow$  aarpxt

### 2. Unit Conversion

convert 1.23 m to cm  $\Rightarrow$  123

### 3. Unscramble

tkneti  $\Rightarrow$  kitten

### 4. Single Word Spelling Correction

misspellde  $\Rightarrow$  misspelled

### 5. Spelling Correction with Context

the actual name  $\Rightarrow$  the actual name  
was actual happy  $\Rightarrow$  was actually happy

### 6. Word Search

color: augusthsilgneerg  $\Rightarrow$  green  
a human written or spoken  $\Rightarrow$  english  
language: augusthsilgneerg

Figure 1: Core tasks. System inputs are in green, outputs in blue. The tasks are all form-based and differ in the extent to which they depend on meaning and context.

et al., 2022; Scao et al., 2022; Zhang et al., 2022). There is thus a tension between solving character-level tasks and developing task-agnostic solutions.

In this paper, we develop a causal intervention-based framework for pushing subword-based models to encode character-level information in their internal representations, in effect teaching them which characters their tokens contain. The techniques are based on the interchange intervention training (IIT) method of Geiger et al. (2021b), which trains neural hidden representations to correspond to variables in a high-level causal model capturing aspects of the task domain. We apply IIT at the level of variable *types* (Type-level IIT), which allows us to learn robust, position-independent representations of characters in the hidden states of subword-based models. We compare against approaches that tokenize inputs and/or outputs at the character level.

We introduce a suite of character-level evaluation tasks, summarized in Figure 1. All of these tasks depend heavily on character-level manipulation of forms, but they differ in terms of how much they (a) involve meaning and (b) depend on the full context of the input string (see Table 1). We find that, for tasks involving only meaning or only context (tasks 1–4), pure character-level modeling is superior. However, for the more challenging and intricate tasks that involve both meaning and context (tasks 5 and 6), subword tokenization models prove superior. Our Type-level IIT pushes these subword models to represent characters internally, which leads to the best overall models. Finally, we show that Type-level IIT leads to subword-based models with human-interpretable internal representations of characters.

## 2 Related Work

### 2.1 Subword and Character Modeling

Subword-based models tokenize their inputs into words and word pieces, most of which are longer than individual characters. The most prominent subword tokenization methods are byte-pair encoding (Sennrich et al., 2016), word-piece tokenization (Schuster and Nakajima, 2012), and unigram language models (Kudo, 2018; Bostrom and Durrett, 2020). These methods have become standard for large pretrained language models (Brown et al., 2020; Raffel et al., 2020; Liu et al., 2019).

Character-level models, by contrast, represent inputs as character sequences. These methods have generally not been as widely employed for large language models; the token sequences are much longer, which introduces significantly higher costs for both training and inference (Libovický et al., 2021; Mielke et al., 2021; Pinter, 2021). However, it should be noted that a few recent character-level large language models have proven highly successful on standard benchmarks (Xue et al. 2022; Tay et al. 2022; Clark et al. 2022; see also Dos Santos and Zadrozny 2014; Belinkov and Bisk 2018; Rosales Núñez et al. 2021).

Another line of research has sought to create hybrid character-level and subword (or word) models (Luong and Manning, 2016; Ma and Hovy, 2016; Pinter et al., 2017; Peters et al., 2018; Schick and Schütze, 2019; Aguilar et al., 2021). These methods typically modify the input layer, define additional weights to learn character embeddings, and construct character-to-word mappings.

### 2.2 Character Manipulation Tasks

Character manipulation tasks such as word scrambling and basic arithmetic are increasingly prominent in large language model evaluations (Brown et al., 2020; Wei et al., 2022). In addition, a number of recent efforts have focused on linguistic phenomena that depend, at least in part, on character-level manipulations. Examples include digit tokenization (Geva et al., 2020), creative blends like ‘hangry’ (Pinter et al., 2021), puns (Yu et al., 2020; Mittal et al., 2022), and the wordplay involved in crossword puzzle clues (Efrat et al., 2021; Rozner et al., 2021; Wallace et al., 2022).

These studies tend to show that subword tokenization models do not fully encode information about the characters contained in their tokens. Itzhak and Levy (2022) test RoBERTa (Liu et al., 2019) on a spelling task that requires it to map from words to characters. RoBERTa can correctly spell more than one-third of tested words, which is striking given its byte-pair encoding scheme but still far from reliable. (Interestingly, CharacterBERT (El Boukkouri et al., 2020) is not notably better at the task.) Kaushal and Mahowald (2022) directly probe models to see whether they implement token-to-character mappings, finding that even the best subword models are wrong about 10% of the time about this conceptually simple relationship.

### 2.3 Intervention-Based Training Methods

Our core technique is based in the interchange intervention method (IIT) of Geiger et al. (2021b). With IIT, one can train a neural model to conform to a high-level causal model of some aspect of the task domain while still allowing it to learn from data as usual. IIT belongs to a family of causal abstraction techniques (Beckers and Halpern, 2019; Beckers et al., 2020) that have proven successful for obtaining human-interpretable explanations of complex neural networks (Geiger et al., 2021a; Wu et al., 2022a). The key innovation of IIT is to extend these explanation techniques to model training. For an overview of these methods and numerous connections to the literature, we refer to Geiger et al. 2022. Within this space, our technical innovation lies in applying IIT to different variables of the same type (Type-level IIT; see Section 4).

## 3 Character-level Manipulation Tasks

Our suite of tasks (Figure 1) is designed to test models along aspects of form, meaning, and con-

Task name	Form	Meaning	Context
Reversal	✓	–	–
Unit Conversion	✓	–	✓
Unscramble	✓	✓	–
Single Word SC	✓	✓	–
Contextual SC	✓	✓	✓
Word Search	✓	✓	✓

Table 1: An overview of character manipulation tasks. All our tasks are primarily form-based, since they focus on character manipulations, but they vary in whether they also involve meaning and or context. “SC” stands for spelling correction. Our task set covers all combinations of meaning and context, and it additionally has two variants of spelling correction.

text. We provide a loose categorization of each task in Table 1. All character manipulation tasks involve aspects of form. However, the role of meaning and context vary by task. Our task set covers all combinations of values. We also test two variants of spelling correction that differ in the role of context, and our experiments explore this space of tasks even more deeply by defining specific conditions of Contextual Spelling Correction and Word Search that reduce the role of context somewhat.

### 3.1 Character Reversal

The Character Reversal task takes in a string, and the task is to reverse the characters contained in that string (e.g., `txpraa`  $\Rightarrow$  `arpxt`). The inputs and outputs do not need to be valid English words. Hence the task is form only, with no meaning or context involved.

The dataset consists of 20K/2K train/dev examples, covering 1.6K and 9K unique subword pieces (of a pretrained T5 vocab) in source and target. To evaluate the generalization capacity of our models, we create two test splits with size 4K/1K: an In-Vocab (IV) split with source tokens in the training vocab (but unseen token sequences), and an Out-Of-Vocab (OOV) split with the source tokens out of the training vocab.

### 3.2 Unit Conversion

The Unit Conversion task takes a decimal number, a source unit, and a target unit, and applies decimal shifting (multiplication or division by power of 10), as in `convert 1.23 m to cm`  $\Rightarrow$  `123`. The correct way to move the decimal point depends on the units, but the manipulation of digits itself is

a mechanical, string-oriented process of moving a character. Hence we categorize the task as involving form and context, but not meaning. We acknowledge that it is in principle possible for a model to find a semantic (truly arithmetic) solution to this task, but this is not necessary to solve it.

The dataset consists of 20K/2K train/dev examples, covering 300 and 500 unique subword pieces with digits in source and target. The units are large number numerals (“million”, “billion”, and “trillion”) and length units (“centimeter”, “meter”, and “kilometer”). We again define IV and OOV splits, as described in Section 3.1 above.

### 3.3 Unscramble

The Unscramble task takes a random permutation of a word and outputs the unscrambled word (e.g., `tkneti`  $\Rightarrow$  `kitten`). Unlike Brown et al. (2020), we do not constrain the first or last letter of the permutations. Unscrambling involves meaning, as models need to recognize the sequence of characters in the output as valid English words.

We construct the dataset from 30K English words. The dataset consists of 100K train examples with 3 random permutations of letters per word and 30K dev examples, covering 4K and 13K unique subword pieces in source and target. We again define IV and OOV splits.

### 3.4 Single Word Spelling Correction

The Single Word Spelling Correction task takes a word with a spelling error and outputs the correct word (e.g., `misspellde`  $\Rightarrow$  `misspelled`). We follow the setup in Belinkov and Bisk (2018) to introduce four types of synthetic errors: swapping two adjacent characters, substituting a character with its neighbors on the keyboard, deleting a character, and repeating a character. Similar to the Unscramble task, spelling correction involves semantics because the correction needs to create an attested English word.

We construct the dataset from the same 30K English words used in the Unscramble task. The dataset consists of 100K training examples with 3 corruptions per word and 30K dev examples, covering 9K and 13K unique subword pieces in source and target. We again define IV and OOV splits. In addition, we also evaluate on the 6K real spelling errors collected by Belinkov and Bisk (2018).

### 3.5 Spelling Correction with Context

Spelling Correction with Context adds contextual aspects to the previous single-word spelling correction task. Context can be critical in spelling correction as some spelling errors have multiple potential corrections; as shown in Figure 1, the error in “actuell” can either be a repeat of the letter “l” or a deletion of the letter “y”, and the correct choice depends on the surrounding context.

For our train dataset, we sample 30K sentences containing the target word from the Wikipedia corpus as context and introduce the same spelling errors as in our Single Word task. For test sets, we have two variants. Our focus is the ‘Dependent’ condition, where there are multiple potential corrections and the correct one depends on the context, as in our example involving “actuell”. We also evaluate an ‘Independent’ condition in which only one correction is valid. This trivializes the role of the context and thus brings us closer to Single Word Spelling Correction.

### 3.6 Word Search

Our Word Search task is adapted from the popular Word Search Puzzle,<sup>1</sup> in which players find hidden words in a letter grid matching a theme, such as colors or animals. The task involves understanding the meaning of the hidden letters and the relationship to the theme, which serves as the context.

We generate synthetic puzzles with the structure **definition: charstring**, and the task is to find in **charstring** a substring that, when reversed, is defined by **definition**. We use reversed words to avoid the confound that subword tokenization trivially reveals words in the forward direction. For defining words, we use the definition or the name of the corresponding WordNet Synset (Miller, 1995) and a set of at least 5 hyponyms in the Synset.

For our train dataset, we generate 30K examples where the **charstring** contains two valid English words, one matching the definition and the other not. The two words are hidden at random positions, with the rest of **charstring** padded with valid words in the forward direction to a total length of 16 characters. For instance, in Figure 1, the string **augusthsilgneerg** embeds **green** starting from the very end, and **english** starting as position 4 from the end, and the word **august** occurs from the start up to the end of **english: augusthsilgneerg**.

<sup>1</sup>[https://en.wikipedia.org/wiki/Word\\_search](https://en.wikipedia.org/wiki/Word_search)

For test sets, we consider two variations to understand how models use form, meaning, and context: one variation uses paraphrased definitions from Wikipedia (P); the other variation changes the two backward words in the **charstring** to be overlapping (O), as shown in our example **augusthsilgneerg**. Our expectation is that the O+P test scenario is the hardest in that it requires reasoning about the meaning of the full paraphrase and sophisticated character-level reasoning.

## 4 Character-level Interventions

Character-level tokenization methods provide models with direct evidence for learning about characters as independent units or concepts. Subword tokenization methods do not provide such direct evidence, and it seems clear that these models do not reliably learn character-level concepts on their own (Section 2.2). In the current section, we present a method that seeks to address this shortcoming of subword models by training models to internally represent characters and the subword-to-character mappings needed for character manipulations.

Our core method for doing this interchange intervention training (IIT; Geiger et al. 2021b). IIT has three core steps. First, one defines a high-level causal model of some aspect of the problem domain. Second, one aligns a variable  $V$  in that causal model with a set of neurons  $N$  in one’s target neural model. Third, one trains the neural model to make predictions according to the causal model using not only standard input–output pairs, but under *interchange interventions*: counterfactual instances created by replacing the values of  $N$  in a target example with those obtained by processing a distinct input, with the counterfactual label provided by the causal model. The overall effect of this process is to train the model to represent the variable  $V$  in the neurons  $N$ , which leads to modular, internal structure for the network.

In prior work using IIT (Geiger et al., 2021b; Wu et al., 2022b,a), the interchange interventions have targeted individual variables. For our tasks, these variables would correspond to the values of individual characters in strings, which would push the model to learn positionally-encoded character representations. We seek to learn position-independent character representations that support arbitrary operations on strings. To further this goal, we define Type-level IIT, which allows interchange interventions to target any two variables of the same type.



## 4.1 Causal Models for Characters

The first step for IIT is defining a high-level causal model. To illustrate this, we focus on the Character Reversal task and then sketch how the needed causal models can be defined for our tasks.

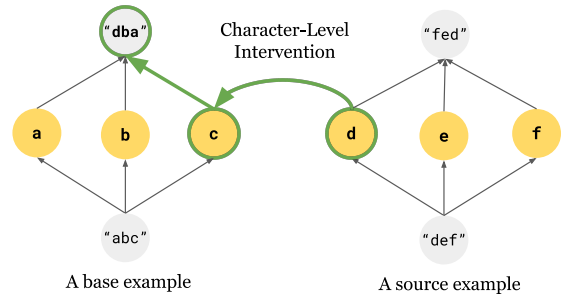
Our causal model for Character Reversal is given in Figure 2a. The input to this model is a single string; for illustrative purposes only, we specify that the string has length 3. The model creates three intermediate variables  $V_1$ ,  $V_2$ , and  $V_3$ , one per character, and outputs the values of those variables in reverse order, concatenated back into a string.

This causal model is fully deterministic, and so we know exactly what will happen if we intervene on one of the variables  $V_i$  to change its value to another character. For example, if the input is `abc` but we set  $V_3 = x$ , then the model will output `xba`.

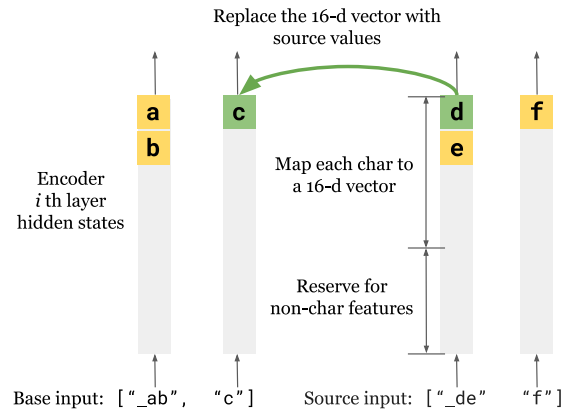
For IIT, we perform such interventions using pairs of examples, a base input (left) and a source input (right) as in Figure 2a. We then take the value created at our target variable  $V_3$  in the source example and use it in place of the value of  $V_1$  in the base example. In our example, this amounts to replacing `c` with `d`, leading to output `dba`.

In prior work, these interventions targeted the same variable in the base and source. Such interventions are certainly useful, but they would instruct the model to learn both the character and its position, whereas our tasks depend on characters as unified concepts. Thus, we allow type-level interventions like the one described in Figure 2a:  $V_1$  can take on the value of  $V_3$  because both have the same type.

A similarly simple model can be defined for our other purely form-based task, Unit Conversion, which simply moves decimal places around based on the unit specified in the input string. For tasks involving meaning, the programs are somewhat more complex due to their dependence on English. For example, the Unscramble causal model forms intermediate representations of the characters in its input, as in Figure 2a, but the mapping to an output depends on a lexicon. The spelling correction and word search tasks are similarly constrained by a lexicon. However, the important common theme of all these programs is that they create character-level intermediate variables as the basis for their final output behavior.



(a) Intervention on the high-level causal model for the Reversal task. The variable representing the last character of the word “abc” is set to the value of the variable representing the first character of the word “def”. The effect of intervention is the output of the base example is changed from “cba” to “dba”.



(b) Aligned intervention on the neural model. Each character in the subword is mapped sequentially to a 16-d vector in Encoder  $i$ th layer hidden states, at the same step as the subword. As the hidden state dimension is 512 and the max number of character per subword token is 16, the last 256 dimensions are reserved for non-character features.

Figure 2: Intervention for the Reversal task.

## 4.2 Aligning the Causal and Neural Models

The second step for IIT is to define an alignment of variables in the causal model with sets of neurons in the target neural model. We again illustrate with the Character Reversal task. Figure 2b summarizes our alignment: the character variables  $V_1, \dots, V_3$  are mapped to the first-layer hidden states of the Transformer Encoder. Each character in the subword is mapped sequentially to a 16d vector of the hidden state, at the same step as the subword.

For form-only tasks such as Reversal, the choice of Encoder layer is less critical, as the Decoder alone is sufficient to handle the task logic. For semantic tasks, where the task logic is dependent on the character values, character variables are best mapped to early layers in the network.

### 4.3 Training with Character Interventions

The third and final step for IIT is model training. IIT objectives have two core parts: a standard training objective and a counterfactual objective. The standard objective simply uses the available train data in the usual fashion. The counterfactual objective additionally requires models to conform to the high-level causal model under interventions of the sort depicted in Figure 2b. These two loss components are weighted by coefficients  $\lambda_1$  and  $\lambda_2$ . (For a technical description of the IIT objective, see Appendix A.2.)

This process can be thought of in two steps. First, we intervene on the causal model as in Figure 2a: given a base and a source example, we select a character variable  $V_b$  from the base and  $V_s$  from the source, in this case, variables representing the third and first characters. Our chosen intervention assigns the value of  $V_s$  to  $V_b$ , i.e.,  $V_b \leftarrow d$ . This leads to the output dba. This output will play the role of a train label.

Next, we intervene on the neural model as in Figure 2b. For this, we copy the 16d vector corresponding to  $V_s$  computed from the source input to the 16d vector corresponding to  $V_b$  computed from the base input, carrying the gradients with this vector for backpropagation. This leads the model to predict some output string  $s$ . Unlike with the causal model, we do not know a priori what  $s$  will be. However, comparing  $s$  with the output of our causal model (dba) gives us an error signal. The aggregate effect of these counterfactual updates is to push the model to localize information about the variables  $V_s$  and  $V_b$  in these aligned states.

### 4.4 Handling Out-of-Vocab Items

On its own, the above procedure does not provide a solution for vocabulary items that are not seen in training. However, the interpretable character representations learned with Type-level IIT provide a natural way to resolve this problem. Figure 3 summarizes our approach. We first extract the 16d character representations from a set of vocabulary items seen in training and compute an averaged 16d representation per character. Given a subword token unseen in training, we substitute the unseen token with a sequence of seen tokens. We then populate each position with an averaged representation of each character in the unseen vocab. We show experimentally (Section 5) that this leads our models to quite robustly manipulate the characters

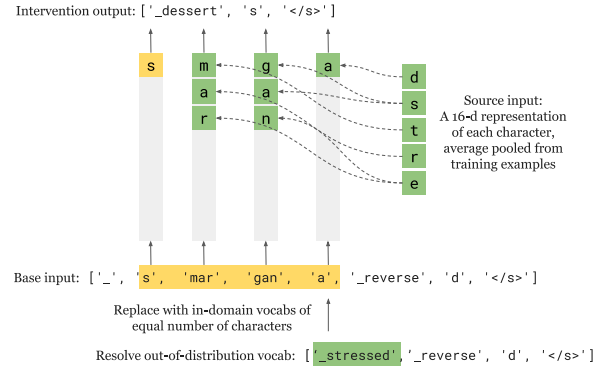


Figure 3: Resolving out-of-distribution vocab items with interpretable character representations. To reverse the unseen token “stressed”, we first replace the unseen token with random tokens seen in training. In this case, tokens from “tcartsba”, the reverse of “abstract”. We then populate each position with an averaged representation of each character in the unseen vocab.

inside novel words.

## 5 Experiments

Using the character manipulation tasks in Figure 1, we present a comparison of our intervention-based approach and three groups of major tokenization approaches: (1) subword-based models without IIT; (2) subword-based models with character-level input and/or output; and (3) character-level models. Our experiments are designed to evaluate how each method generalizes with respect to form, meaning, and context.

### 5.1 Baselines

For subword-based models, we fine-tune the pre-trained T5-small model.<sup>2</sup> We also experiment with in-context learning by prompting GPT-3 (davinci-003 engine, used in December 2022). For subword-based models with character-level input and/or output, we use the same set of models as above. Additionally, for T5-small, we set the tokenizer to split input and/or outputs into characters. For GPT-3, we explore a variant in which we insert a hyphen (or space) between input and/or output characters (GPT-3-C). For character-level models, we fine-tune the pre-trained ByT5-small model.<sup>3</sup>

### 5.2 Intervention-based Models

We apply our character intervention-based method to the pretrained T5-small model. The coefficients  $\lambda_1$  and  $\lambda_2$  for the base and IIT losses are set to 1.

<sup>2</sup><https://huggingface.co/t5-small>

<sup>3</sup><https://huggingface.co/google/byt5-small>

Method	Reversal		Unit Conversion	
	IV	OOV	IV	OOV
Subword	48.22	0.33	85.66	66.94
+IIT	47.49	5.15	90.05	67.04
Char-T	99.39	7.39	98.83	69.29
+IIT	99.61	91.06	99.96	75.71
Char-S	53.42	17.94	90.03	82.45
Char-ST	99.80	97.26	99.98	<b>87.55</b>
ByT5	99.22	<b>99.09</b>	99.71	84.39
GPT-3	46.40	45.00*	84.20	94.20*
GPT-3-C	75.80	73.40*	56.20 <sup>†</sup>	58.80* <sup>†</sup>

(a) Tasks without significant meaning components. Reversal is not contextual whereas Unit Conversion is.

Method	P	O	P+O
Subword	72.41	74.42	44.04
+IIT	74.01	<b>75.97</b>	<b>45.21</b>
Char-T	79.84	37.73	28.27
Char-S	66.22	64.42	31.19
Char-ST	80.90	32.20	27.34
ByT5	<b>87.27</b>	36.82	36.10

(c) Word Search tasks (significant form and meaning components. “P”: Puzzles with paraphrased definitions unseen in training; “O”: Puzzles with overlapped words in the letter grid; “P+O”: Puzzles with both paraphrased definitions and overlapping words.

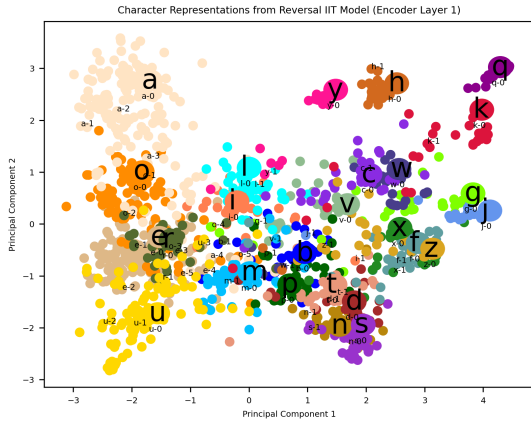
Method	Unscramble		Spelling Correction		
	IV	OOV	IV	OOV	Real
Subword	98.86	2.80	67.35	62.21	42.80
+IIT	99.86	26.17	75.10	64.94	50.25
Char-T	98.66	4.84	69.17	22.61	27.96
+IIT	99.86	24.13	75.05	24.39	36.49
Char-S	99.84	75.18	76.67	<b>80.88</b>	<b>54.08</b>
Char-ST	99.85	<b>75.24</b>	72.85	76.03	23.36
ByT5	99.13	74.71	74.32	78.71	28.43
GPT-3	50.80	38.20*	78.80	78.40*	73.00
GPT-3-C	16.20	14.00*	64.00	71.00*	63.80

(b) Tasks with significant meaning components but no contextual modulation.

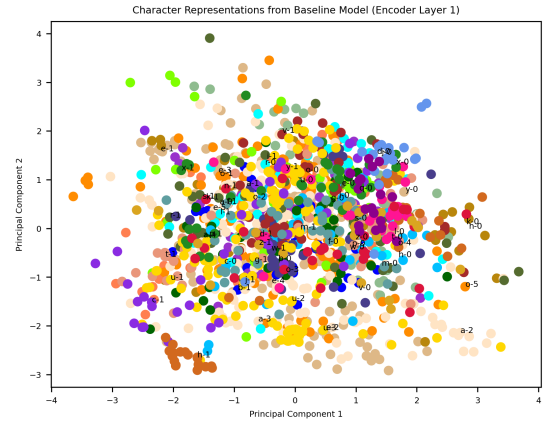
Method	Independent	Dependent
Subword	48.73	<b>31.35</b>
ByT5	<b>65.87</b>	27.50

(d) Spelling correction with context results. The “Dependent” split shows significant contextual effects, while the context “Independent” split does not. The “Independent” shows a trend similar to Table 2b

Table 2: Results (sequence-level accuracy). “Subword”: T5 subword model baseline. “Char-T”: T5 with character-level splitting on the target side. “Char-S”: T5 with character-level splitting on the source side. “+IIT”: Joint training with character-level interventions. “Char-ST”: T5 with character-level splitting on both source and target sides. “ByT5”: ByT5 character model baseline. “GPT-3”: GPT-3 davinci-003. “GPT-3-C”: GPT-3 with hyphen-separated character in both input and output. \*For GPT-3, the IV vs. OOV distinction is tricky, since the subword vocab is different from the T5 one. <sup>†</sup>For Unit Conversion, we use space instead of hyphen as the separator.



(a) Character representations from model trained with character-level interventions. Characters corresponding to the same letter share similar representations.



(b) Representations extracted at the same locations from a baseline model.

Figure 4: Comparison of character representations from a Reversal task model trained with character-level interventions and a baseline model. We use layer 1 for both. Each dot represents a character extracted from different subword tokens, where the color represents the value of the character and the numerals give the string position.

### 5.3 Evaluation

We use the test sets described in Section 3. To summarize, tasks 1–4 are evaluated on In-Vocab (IV) and Out-Of-Vocab (OOV) splits based on whether source tokens are seen in training. Task 4 is also evaluated on a “Real” split with natural spelling errors. Task 5 is evaluated on “Independent” and “Dependent” splits based on whether a spelling error has multiple potential corrections. Task 6 is evaluated on a “P” split with paraphrased definitions, a “O” split with overlapped words, and a “P+O” split with a combination of both.

For metrics, we use the sequence-level accuracy, i.e., whether the output is an exact match of the label. For the Unscramble task, we also count as correct outputs that satisfy all of the following three criteria: (1) anagrams of the label, (2) valid English words in the 30K train words, and (3) not identical to the input. For Single Word Spelling Correction, we also count outputs that are valid English words and satisfy the synthetic error rules, which are the context-dependent cases discussed in the Spelling Correction with Context task.

For decoding, all T5-based models use the greedy decoding algorithm. For IIT models, the OOV splits are evaluated with the average pooled character representations, computed from a set of 1K randomly sampled training examples (see Section 4.4 for details).

### 5.4 Results

Table 2 presents our results for all our tasks, broken down according to the informal typology in Table 1.

Broadly speaking, our results align with the expectations one might have based on prior literature. For the purely form-based tasks (Table 2a), character-level models prove superior, with the best results on average coming from models that tokenize their inputs at the character-level and make predictions at the character-level (Char-ST). The subword models are not competitive here. This is especially true in the OOV setting: Char-ST achieves +96.93% and +47.17% improvement over Subword on the two OOV splits. However, it is noteworthy that using IIT with these models substantially boosts performance in the OOV setting.

As meaning aspect is added to these tasks (tasks 3–4), models with character-level output start losing their advantage. The best overall model is Char-S, which uses character-level inputs but subword outputs. This model achieves +4.85% im-

provement over Char-ST on the spelling correction OOV split. Here again, we note that the subword models are far behind, but IIT helps them substantially.

Notably, despite its 175B parameters, GPT-3 is still affected by its subword tokenization. For the Reversal task, character-level inputs/outputs outperform subword inputs/outputs. For tasks with meaning aspect (tasks 3–4), character-level outputs consistently underperform subword outputs. The only task where GPT-3 behaves differently from T5-based models is the Unit Conversion, possibly due to the space+digit tokens make it hard for GPT-3 to reuse knowledge about numbers from pre-training.

Tasks 5–6 involve more complicated interactions between form, meaning, and context. Here, subword-based models and character-level models start displaying very different generalization behaviors. Subword-based models have a clear advantage on splits where form alone is insufficient to determine the output, with an improvement of +42.22%, +16.7%, and +3.85% on “O”, “P+O”, and “Dependent” splits over “Char-ST” or “ByT5”. For the word search task, Subword+IIT models further improve the accuracy on all splits by a small margin of 1–2%, achieving the best performance on splits involving both meaning and context.

## 6 Analysis and Discussion

### 6.1 Error Analysis on Word Search

To further understand models’ biases towards using form, meaning, and context for generalization, we analyze performance on the Word Search task. Specifically, we measure how well the predictions match characters in the `charstring` or the meaning of the `definition`. We define two new metrics: Character Match, which is the percentage of predictions that are a substring of the reversed `charstring`, and Synonym Match, which is the percentage of predictions that are semantically relevant to the `definition` based on WordNet Synset relationships. Both metrics would be 100% for a model with 100% sequence-level accuracy. However, they diverge when models make wrong predictions that only capture some aspects of form, meaning, or context. In particular, a model that made predictions primarily based on form would have high Character Match but low Synonym Match, whereas a model that made predictions primarily based on meaning and context would have a high



Method	Character Match	Synonym Match
Subword	60.75	58.29
+IIT	61.43	<b>58.88</b>
Char-T	95.09	32.83
Char-S	62.97	33.06
Char-ST	62.97	28.50
ByT5	<b>99.42</b>	41.47

Table 3: Character Match and Synonyms Match on the paraphrased + overlap (P+O) split of Word Search task.

Synonym Match but low Character Match.

Table 3 shows the results of this analysis. Subword-based models are biased towards using meaning and context for generalization and so have higher Synonym Match scores. Character-level models, on the other hand, are biased towards using form and so have higher Character Match scores. These findings are consistent with what we observed in previous experiments. For this task, only Subword models appear to be viable, and Subword+IIT is the best variant.

## 6.2 Visualizing Internal Character Representations

Finally, we note a qualitative advantage of the Subword+IIT models: they embed accurate, coherent representations of characters. Figure 4a illustrates. For these visualizations, we extract the 16d vectors at the intervention sites (as shown in Figure 2b) over 2K examples as the character representations. We then use PCA to reduce the vector to 2d and plot the results. As a comparison, we also plot representations extracted at the same locations from the “Subword” baseline model in Figure 4b. As expected, these show no evidence of internal character-level representations.

## 7 Conclusion

Character tasks have emerged as an Achilles heel for large language models that use subword tokenization. These models do not reliably represent the mapping from subword tokens to the characters they contain, and thus they stumble with character-level manipulations. We introduced Type-level IIT and showed that it can help with this limitation. Using Type-level IIT, we trained networks to internally represent characters, and we introduced a new suite of tasks that assess models on

character-level tasks involving different combinations of form, meaning, and context. While our Subword+IIT models lag behind character-level tokenization models on simple character-level tasks, they are superior for tasks that blend form, meaning, and context. Overall, these findings suggest that intervention-based methods like IIT provide a powerful set of techniques for training models to modularly represent different kinds of information at different levels of abstraction.

## Acknowledgements

This research was supported in part by an Amazon Faculty Research Award to CP and National Science Foundation Grant No. 2104995 to KM. Our thanks to Karel D’Oosterlinck and Atticus Geiger for insightful discussion.

## References

- Gustavo Aguilar, Bryan McCann, Tong Niu, Nazneen Rajani, Nitish Shirish Keskar, and Tamar Solorio. 2021. [Char2Subword: Extending the subword embedding space using robust character compositionality](#). In *Findings of the Association for Computational Linguistics: EMNLP 2021*, pages 1640–1651, Punta Cana, Dominican Republic. Association for Computational Linguistics.
- Sander Beckers, Frederick Eberhardt, and Joseph Y. Halpern. 2020. [Approximate causal abstractions](#). In *Proceedings of The 35th Uncertainty in Artificial Intelligence Conference*, volume 115 of *Proceedings of Machine Learning Research*, pages 606–615. PMLR.
- Sander Beckers and Joseph Y. Halpern. 2019. [Abstracting causal models](#). *Proceedings of the AAAI Conference on Artificial Intelligence*, 33(01):2678–2685.
- Yonatan Belinkov and Yonatan Bisk. 2018. [Synthetic and natural noise both break neural machine translation](#). In *International Conference on Learning Representations*.
- Sid Black, Stella Biderman, Eric Hallahan, Quentin Anthony, Leo Gao, Laurence Golding, Horace He, Connor Leahy, Kyle McDonell, Jason Phang, et al. 2022. [GPT-NeoX-20B: An open-source autoregressive language model](#). *arXiv preprint arXiv:2204.06745*.
- Kaj Bostrom and Greg Durrett. 2020. [Byte pair encoding is suboptimal for language model pretraining](#). In *Findings of the Association for Computational Linguistics: EMNLP 2020*, pages 4617–4624, Online. Association for Computational Linguistics.
- Tom Brown, Benjamin Mann, Nick Ryder, Melanie Subbiah, Jared D Kaplan, Prafulla Dhariwal, Arvind Neelakantan, Pranav Shyam, Girish Sastry,

- Amanda Askell, Sandhini Agarwal, Ariel Herbert-Voss, Gretchen Krueger, Tom Henighan, Rewon Child, Aditya Ramesh, Daniel Ziegler, Jeffrey Wu, Clemens Winter, Chris Hesse, Mark Chen, Eric Sigler, Mateusz Litwin, Scott Gray, Benjamin Chess, Jack Clark, Christopher Berner, Sam McCandlish, Alec Radford, Ilya Sutskever, and Dario Amodei. 2020. [Language models are few-shot learners](#). In *Advances in Neural Information Processing Systems*, volume 33, pages 1877–1901. Curran Associates, Inc.
- Jonathan H. Clark, Dan Garrette, Iulia Turc, and John Wieting. 2022. [Canine: Pre-training an Efficient Tokenization-Free Encoder for Language Representation](#). *Transactions of the Association for Computational Linguistics*, 10:73–91.
- Cicero Dos Santos and Bianca Zadrozny. 2014. Learning character-level representations for part-of-speech tagging. In *International Conference on Machine Learning*, pages 1818–1826. PMLR.
- Avia Efrat, Uri Shaham, Dan Kilman, and Omer Levy. 2021. [Cryptonite: A cryptic crossword benchmark for extreme ambiguity in language](#). In *Proceedings of the 2021 Conference on Empirical Methods in Natural Language Processing*, pages 4186–4192, Online and Punta Cana, Dominican Republic. Association for Computational Linguistics.
- Hicham El Boukkouri, Olivier Ferret, Thomas Lavergne, Hiroshi Noji, Pierre Zweigenbaum, and Jun’ichi Tsujii. 2020. [CharacterBERT: Reconciling ELMo and BERT for word-level open-vocabulary representations from characters](#). In *Proceedings of the 28th International Conference on Computational Linguistics*, pages 6903–6915, Barcelona, Spain (Online). International Committee on Computational Linguistics.
- Atticus Geiger, Hanson Lu, Thomas Icard, and Christopher Potts. 2021a. [Causal abstractions of neural networks](#). In *Advances in Neural Information Processing Systems*, volume 34, pages 9574–9586.
- Atticus Geiger, Zhengxuan Wu, Karel D’Oosterlinck, Elisa Kreiss, Noah D. Goodman, Thomas Icard, and Christopher Potts. 2022. [Faithful, interpretable model explanations via causal abstraction](#). Stanford AI Lab Blog.
- Atticus Geiger, Zhengxuan Wu, Hanson Lu, Josh Rozner, Elisa Kreiss, Thomas Icard, Noah D. Goodman, and Christopher Potts. 2021b. [Inducing causal structure for interpretable neural networks](#). *CoRR*, abs/2112.00826.
- Mor Geva, Ankit Gupta, and Jonathan Berant. 2020. [Injecting numerical reasoning skills into language models](#). In *Proceedings of the 58th Annual Meeting of the Association for Computational Linguistics*, pages 946–958, Online. Association for Computational Linguistics.
- Pengcheng He, Xiaodong Liu, Jianfeng Gao, and Weizhu Chen. 2021. [Deberta: decoding-enhanced bert with disentangled attention](#). In *9th International Conference on Learning Representations, ICLR 2021, Virtual Event, Austria, May 3-7, 2021*. OpenReview.net.
- Itay Itzhak and Omer Levy. 2022. [Models in a spelling bee: Language models implicitly learn the character composition of tokens](#). In *Proceedings of the 2022 Conference of the North American Chapter of the Association for Computational Linguistics: Human Language Technologies*, pages 5061–5068, Seattle, United States. Association for Computational Linguistics.
- Ayush Kaushal and Kyle Mahowald. 2022. [What do tokens know about their characters and how do they know it?](#) In *Proceedings of the 2022 Conference of the North American Chapter of the Association for Computational Linguistics: Human Language Technologies*, pages 2487–2507, Seattle, United States. Association for Computational Linguistics.
- Taku Kudo. 2018. [Subword regularization: Improving neural network translation models with multiple subword candidates](#). In *Proceedings of the 56th Annual Meeting of the Association for Computational Linguistics (Volume 1: Long Papers)*, pages 66–75, Melbourne, Australia. Association for Computational Linguistics.
- Jindřich Libovický, Helmut Schmid, and Alexander Fraser. 2021. [Why don’t people use character-level machine translation?](#) *arXiv preprint arXiv:2110.08191*.
- Yinhan Liu, Myle Ott, Naman Goyal, Jingfei Du, Mandar Joshi, Danqi Chen, Omer Levy, Mike Lewis, Luke Zettlemoyer, and Veselin Stoyanov. 2019. [RoBERTa: A robustly optimized BERT pretraining approach](#). *arXiv preprint arXiv:1907.11692*.
- Minh-Thang Luong and Christopher D. Manning. 2016. [Achieving open vocabulary neural machine translation with hybrid word-character models](#). In *Proceedings of the 54th Annual Meeting of the Association for Computational Linguistics (Volume 1: Long Papers)*, pages 1054–1063, Berlin, Germany. Association for Computational Linguistics.
- Xuezhe Ma and Eduard Hovy. 2016. [End-to-end sequence labeling via bi-directional LSTM-CNNs-CRF](#). In *Proceedings of the 54th Annual Meeting of the Association for Computational Linguistics (Volume 1: Long Papers)*, pages 1064–1074, Berlin, Germany. Association for Computational Linguistics.
- Sabrina J Mielke, Zaid Alyafeai, Elizabeth Salesky, Colin Raffel, Manan Dey, Matthias Gallé, Arun Raja, Chenglei Si, Wilson Y Lee, Benoît Sagot, et al. 2021. [Between words and characters: A brief history of open-vocabulary modeling and tokenization in NLP](#). *arXiv preprint arXiv:2112.10508*.

- George A. Miller. 1995. Wordnet: A lexical database for English. *Communications of the ACM*, 38(11):39–41.
- Anirudh Mittal, Yufei Tian, and Nanyun Peng. 2022. [Ambipun: Generating humorous puns with ambiguous context](#). *arXiv preprint arXiv:2205.01825*.
- Matthew E. Peters, Mark Neumann, Mohit Iyyer, Matt Gardner, Christopher Clark, Kenton Lee, and Luke Zettlemoyer. 2018. [Deep contextualized word representations](#). In *Proceedings of the 2018 Conference of the North American Chapter of the Association for Computational Linguistics: Human Language Technologies, Volume 1 (Long Papers)*, pages 2227–2237, New Orleans, Louisiana. Association for Computational Linguistics.
- Yuval Pinter. 2021. [Integrating approaches to word representation](#). *arXiv preprint arXiv:2109.04876*.
- Yuval Pinter, Robert Guthrie, and Jacob Eisenstein. 2017. [Mimicking word embeddings using subword RNNs](#). In *Proceedings of the 2017 Conference on Empirical Methods in Natural Language Processing*, pages 102–112, Copenhagen, Denmark. Association for Computational Linguistics.
- Yuval Pinter, Cassandra L. Jacobs, and Jacob Eisenstein. 2021. [Will it unblend?](#) In *Proceedings of the Society for Computation in Linguistics 2021*, pages 474–476, Online. Association for Computational Linguistics.
- Colin Raffel, Noam Shazeer, Adam Roberts, Katherine Lee, Sharan Narang, Michael Matena, Yanqi Zhou, Wei Li, and Peter J. Liu. 2020. [Exploring the limits of transfer learning with a unified text-to-text transformer](#). *Journal of Machine Learning Research*, 21(140):1–67.
- José Carlos Rosales Núñez, Guillaume Wisniewski, and Djamé Seddah. 2021. [Noisy UGC translation at the character level: Revisiting open-vocabulary capabilities and robustness of char-based models](#). In *Proceedings of the Seventh Workshop on Noisy User-generated Text (W-NUT 2021)*, pages 199–211, Online. Association for Computational Linguistics.
- Joshua Rozner, Christopher Potts, and Kyle Mahowald. 2021. [Decrypting cryptic crosswords: Semantically complex wordplay puzzles as a target for NLP](#). In *Advances in Neural Information Processing Systems*.
- Teven Le Scao, Angela Fan, Christopher Akiki, Elie Pavlick, Suzana Ilić, Daniel Hesslow, Roman Castagné, Alexandra Sasha Luccioni, François Yvon, Matthias Gallé, et al. 2022. [BLOOM: A 176b-parameter open-access multilingual language model](#). *arXiv preprint arXiv:2211.05100*.
- Timo Schick and Hinrich Schütze. 2019. [Attentive mimicking: Better word embeddings by attending to informative contexts](#). In *Proceedings of the 2019 Conference of the North American Chapter of the Association for Computational Linguistics: Human Language Technologies, Volume 1 (Long and Short Papers)*, pages 489–494, Minneapolis, Minnesota. Association for Computational Linguistics.
- Mike Schuster and Kaisuke Nakajima. 2012. Japanese and korean voice search. In *2012 IEEE international conference on acoustics, speech and signal processing (ICASSP)*, pages 5149–5152. IEEE.
- Rico Sennrich, Barry Haddow, and Alexandra Birch. 2016. [Neural machine translation of rare words with subword units](#). In *Proceedings of the 54th Annual Meeting of the Association for Computational Linguistics (Volume 1: Long Papers)*, pages 1715–1725, Berlin, Germany. Association for Computational Linguistics.
- Yi Tay, Vinh Q. Tran, Sebastian Ruder, Jai Gupta, Hyung Won Chung, Dara Bahri, Zhen Qin, Simon Baumgartner, Cong Yu, and Donald Metzler. 2022. [Charformer: Fast character transformers via gradient-based subword tokenization](#). In *International Conference on Learning Representations*.
- Eric Wallace, Nicholas Tomlin, Albert Xu, Kevin Yang, Eshaan Pathak, Matthew Ginsberg, and Dan Klein. 2022. [Automated crossword solving](#). In *Proceedings of the 60th Annual Meeting of the Association for Computational Linguistics (Volume 1: Long Papers)*, pages 3073–3085, Dublin, Ireland. Association for Computational Linguistics.
- Jason Wei, Maarten Bosma, Vincent Zhao, Kelvin Guu, Adams Wei Yu, Brian Lester, Nan Du, Andrew M. Dai, and Quoc V. Le. 2022. [Finetuned language models are zero-shot learners](#). In *International Conference on Learning Representations*.
- Zhengxuan Wu, Karel D’Oosterlinck, Atticus Geiger, Amir Zur, and Christopher Potts. 2022a. [Causal Proxy Models for concept-based model explanations](#). *ArXiv:2209.14279*.
- Zhengxuan Wu, Atticus Geiger, Joshua Rozner, Elisa Kreiss, Hanson Lu, Thomas Icard, Christopher Potts, and Noah Goodman. 2022b. [Causal distillation for language models](#). In *Proceedings of the 2022 Conference of the North American Chapter of the Association for Computational Linguistics: Human Language Technologies*, pages 4288–4295, Seattle, United States. Association for Computational Linguistics.
- Linting Xue, Aditya Barua, Noah Constant, Rami Al-Rfou, Sharan Narang, Mihir Kale, Adam Roberts, and Colin Raffel. 2022. [ByT5: Towards a Token-Free Future with Pre-trained Byte-to-Byte Models](#). *Transactions of the Association for Computational Linguistics*, 10:291–306.
- Zhiwei Yu, Hongyu Zang, and Xiaojun Wan. 2020. [Homophonic pun generation with lexically constrained rewriting](#). In *Proceedings of the 2020 Conference*

*on Empirical Methods in Natural Language Processing (EMNLP)*, pages 2870–2876, Online. Association for Computational Linguistics.

Susan Zhang, Stephen Roller, Naman Goyal, Mikel Artetxe, Moya Chen, Shuohui Chen, Christopher Dewan, Mona Diab, Xian Li, Xi Victoria Lin, et al. 2022. [OPT: Open Pre-trained Transformer language models](#). *arXiv preprint arXiv:2205.01068*.



## Supplementary Materials

### A Training Details

#### A.1 IIT Data Generation

Given a training dataset  $D$ , generating character-level IIT data can be viewed as sampling triplets of a base example  $(x_b, y_b) \in D$ , a source example  $(x_s, y_s) \in D$ , and an intervention example  $(x_{inv}, y_{inv})$  where the  $i$ -th character of  $x_{inv}$  either comes from the  $i$ -th character of  $x_b$  (no intervention on  $i$ -th character) or a character in  $x_s$  (an intervention on  $i$ -th character) and  $y_{inv}$  is the intervention label. Note that  $(x_{inv}, y_{inv})$  does not need to be in  $D$ .

Now we describe the generation algorithm: (1) randomly sample a base example  $(x_b, y_b)$ ; (2) construct  $x_{inv}$  by randomly selecting a subset of characters  $C$  from  $x_b$  as the intervention variables and randomly assign each character in  $C$  an intervention value. In all our experiments, we use a subset of at most 8 characters per base example; (3) For tasks with simple causal models, such as Reversal and Unit Conversion, compute the intervention label  $y_{inv}$  based on  $x_{inv}$ . If the causal model is not defined over  $x_{inv}$ , go back to step (2) to re-sample  $x_{inv}$ . Alternatively, for tasks with more complicated causal models, check if there exists an example in  $D$  with input equals to  $x_{inv}$ . If so, use the label as  $y_{inv}$ . If not, go back to step (2) to re-sample  $x_{inv}$ ; (4) Search for a source example  $(x_s, y_s) \in D$  where  $x_s$  contains all the intervention values needed to construct  $x_{inv}$ . If no such  $x_s$  exists, go back to step (2) to re-sample  $x_{inv}$ . Otherwise, yield the triplet and go back to (1) until the program generates a total of  $N$  triplets. In our experiment, we use an  $N$  to be 5 times larger than the size of  $D$ .

#### A.2 IIT Training Objectives

Given a generative language model  $f$ , we can decompose  $f$  into pre-intervention layers  $f_{pre}$  and post-intervention layers  $f_{post}$ , i.e.  $f = f_{pre} \circ f_{post}$ . For a model trained with the standard maximum likelihood objective  $L(f(x), y)$  over input  $x$ , output  $f(x)$ , and label  $y$ , we can simply add the IIT objective  $L(y'_{inv}, y_{inv})$ , where  $y'_{inv} = f_{post}(g(f_{pre}(x_b), f_{pre}(x_s)))$  is the intervention output computed from base input  $x_b$  and source input  $x_s$  with intervention  $g$  (which sets a subset values of  $f_{pre}(x_b)$  to a subset of values of  $f_{pre}(x_s)$ ), and  $y_{inv}$  is the intervention label. The final loss function is a linear combination of the two terms  $L = \lambda_1 L(f(x), y) + \lambda_2 L(y'_{inv}, y_{inv})$ , where  $\lambda_1$  and  $\lambda_2$  are coefficients balancing the two terms.

#### A.3 Training hyperparameters

All models are trained for 20 epochs with a batch size of 16, using Adam optimizer with an initial learning rate of 0.0005 and a linear learning rate decay that halves the learning rate at end.

### B In-context Learning Details for GPT-3

To assess whether large language models like GPT-3 have the ability to learn character-level manipulations, we evaluate one of the largest publicly available foundation models GPT-3 (davinci-003 175B) on four of our tasks: reversal, unit conversion, unscramble and single-word spelling correction. For all of our tasks, we adapt the in-context learning paradigm without further fine-tuning. We provide  $k$ -shots in-context learning demonstrations with input-output pairs before query model results for an unseen testing input. We set the temperature to 0.0 with a short task description in the beginning. We allow maximally 64 generated tokens. In addition, we evaluate performance by providing character-level parsing by separating a word character-by-character using the hyphen (i.e., “-”) for alphabet letters or space for number (since “-.” is a single token in GPT-3 vocab). Hyphens are added for both the input and output strings. Spaces are insert before digits and decimal point only, where the space and the digit is tokenized into a single token. We choose  $k$  to be 50 without character-level parsing, and 25 with character-level parsing to avoid exceeding the prompt length restriction. For evaluation, we follow the metrics for evaluating T5-based models. We use GPT-3 models from OpenAI for all of our experiments.<sup>4</sup> Examples for each task are included in Figure 5 to 8.

<sup>4</sup><https://openai.com/api/>

Please follow the instructions to manipulate the characters of the INPUT string and generate the desired OUTPUT string. Please reverse the input string.

INPUT: rewols  
OUTPUT: slower

[additional demonstrations abbreviated to save space]

INPUT: etaivbo  
OUTPUT: **obviate**

Figure 5: Example GPT-3 prompt (gray) and targeted GPT-3 completion (bold) for the word reversal task.

Please follow the instructions to convert the unit of the number mentioned in the INPUT string and generate the desired OUTPUT string.

INPUT: unit conversion: 91.2 cm to m  
OUTPUT: 0.912

[additional demonstrations abbreviated to save space]

INPUT: 755.7 km in m  
OUTPUT: **755700**

Figure 6: Example GPT-3 prompt (gray) and targeted GPT-3 completion (bold) for the unit conversion task.

Please follow the instructions to manipulate the characters of the INPUT string and generate the desired OUTPUT string. Please unscramble the input string.

INPUT: m-e-o-s-h  
OUTPUT: h-o-m-e-s

[additional demonstrations abbreviated to save space]

INPUT: l-e-a-s-t  
OUTPUT: **t-a-l-e-s**

Figure 7: Example GPT-3-C prompt (gray) and targeted GPT-3-C completion (bold) for the word unscramble task.

Please follow the instructions to manipulate the characters of the INPUT string and generate the desired OUTPUT string. Please reverse the input string.

INPUT: r-e-w-o-l-s  
OUTPUT: s-l-o-w-e-r

[additional demonstrations abbreviated to save space]

INPUT: n-e-g-e-d  
OUTPUT: **d-e-g-e-n**

Figure 8: Example GPT-3-C prompt (gray) and targeted GPT-3-C completion (bold) for the word reversal task.